



**COMBINED STATEMENT OF RECEIPTS, OUTLAYS, & BALANCES**  
**OF THE UNITED STATES GOVERNMENT**

FISCAL YEAR 2023







COMMISSIONER

DEPARTMENT OF THE TREASURY  
BUREAU OF THE FISCAL SERVICE  
WASHINGTON, DC 20227

November 29, 2023

Citizens of the United States of America:

In accordance with the provisions of Section 114(a) of the Act of September 12, 1950 (31 U.S.C. 3513(a)), I am transmitting herewith the Combined Statement of Receipts, Outlays, and Balances of the United States Government for the fiscal year (FY) ended September 30, 2023.

This statement presents budget results and the cash-related assets and liabilities of the Federal Government with supporting details.

The financial results for the year include total receipts of \$4,439 billion, a decrease of \$457 billion from FY 2022 receipts; total outlays of \$6,135 billion, a decrease of \$137 billion from FY 2022 outlays; and a \$1,695 billion deficit, an increase of \$320 billion from the FY 2022 deficit.

The budget figures presented in this statement represent agency reporting for FY 2023 and adjustments to those year-end figures as reported through October 18, 2023. Revisions may be necessary once agencies have fully reconciled their data.

Sincerely,

A handwritten signature in blue ink that reads "Tim Gribben".

Timothy Gribben  
Commissioner

Enclosure



---

## Contents

---

|   |     |
|---|-----|
| Preface   | 1   |
| Description of Accounts Relating to Cash Operations           | 3   |
| Explanation of Transactions and Basis of Figures              | 5   |
| <b>Part One</b>   |     |
| <b>Fiscal Year 2023 Summary</b>                               |     |
| Financial Highlights  | 11  |
| Receipts by Source - Summary                                  | 13  |
| Outlays by Function   | 15  |
| United States Summary General Ledger Balances                 | 17  |
| <b>Part Two</b>   |     |
| <b>Details of Receipts</b>                                    |     |
| Receipts by Source Categories                                 | 23  |
| <b>Part Three</b>   |     |
| <b>Detail of Appropriations, Outlays, and Balances</b>        |     |
| Legislative Branch  | 42  |
| Judicial Branch   | 68  |
| Department of Agriculture                                     | 76  |
| Department of Commerce  | 124 |
| Department of Defense--Military Programs                      | 140 |
| Department of Education                                       | 192 |
| Department of Energy  | 208 |
| Department of Health and Human Services                       | 224 |
| Department of Homeland Security                               | 272 |
| Department of Housing and Urban Development                   | 302 |
| Department of the Interior                                    | 322 |
| Department of Justice   | 358 |
| Department of Labor   | 372 |
| Department of State   | 386 |
| Department of Transportation                                  | 404 |
| Department of the Treasury                                    | 440 |
| Department of Veterans Affairs                                | 462 |
| Corps of Engineers  | 478 |
| Other Defense Civil Programs                                  | 484 |
| Environmental Protection Agency                               | 490 |
| Executive Office of the President                             | 496 |
| General Services Administration                               | 508 |
| International Assistance Programs                             | 514 |
| National Aeronautics and Space Administration                 | 542 |
| National Science Foundation                                   | 550 |
| Office of Personnel Management                                | 556 |
| Small Business Administration                                 | 562 |
| Social Security Administration                                | 568 |
| Independent Agencies  | 574 |
| <b>Part Four</b>  |     |
| <b>Other Information</b>                                      |     |
| Deposit Funds   | 626 |
| Receipts by Department  | 651 |
| Federal Securities Issued Under Special Financing Authority   | 685 |
| Federal Securities Held as Investments of Government Accounts | 687 |
| Status of Unappropriated Receipts                             | 695 |

## Contents

---

Index

701

# Preface

---

## Treasury Profile

On September 2, 1789, an act of Congress created the Department of the Treasury. Many subsequent acts influenced the development of the Department. Those acts delegated new duties and established the numerous bureaus and divisions that now compose the Department. Today, the Treasury's mission can be categorized into four basic functions: formulating and recommending economic, financial, tax and fiscal policies; serving as financial manager and financial agent for the U.S. Government; enforcing Federal finance and tax laws; and manufacturing coins and currency.

## Bureau of the Fiscal Service

The Bureau of the Fiscal Service (Fiscal Service), a bureau of the Department of the Treasury, performs a critical role in fulfilling the Treasury's mission as the Government's financial manager. For example, Fiscal Service makes Federal payments and collections. It also maintains the Government's central accounting and reporting systems. In addition, Fiscal Service administers the Government's cash management programs, credit and debt collection activities, and various other financial services.

In its role as Federal financial agent, the Fiscal Service publishes the "Combined Statement of Receipts, Outlays, and Balances of the United States Government." This statement includes data maintained in the central accounts, which are provided by Federal entities, disbursing officers and the Federal Reserve Banks.

An electronic version of the report can be found on the Fiscal Service website at <https://www.fiscal.treasury.gov/reports-statements/combined-statement/>

## Legislative Requirement

The Constitution of the United States, Article 1, Section 9, clause 7, outlines requirements for a report on the receipts and outlays of the Government. It provides, in part, that "No Money shall be drawn from the Treasury, but in Consequence of Appropriations made by law; and a regular Statement and Account of the Receipts and Expenditures of all public Money shall be published from time to time."

31 U.S.C. 3513(a) provides in part, "The Secretary of the Treasury shall prepare reports that will inform the President, Congress, and the public on the financial operations of the United States Government."

This statement is recognized as the official publication of receipts and outlays. Several major Government bodies rely on data found in this report. The Congressional Budget Office uses it to serve the needs of Congress; the Office of Management and Budget uses the data to review the President's Budget programs; the Government Accountability Office uses it to perform audit activities; the various departments and agencies of the Government use it to reconcile their accounts; and the public uses it to review the operations of their Government. The budget figures presented in this statement represent agency reporting for fiscal 2023 and adjustments to those year-end figures as reported through October 18, 2022. Revisions may be necessary once agencies have fully reconciled their data. Any changes will be published in other reports prepared by the Fiscal Service that contain related information. These include: the "Daily Treasury Statement," the "Monthly Treasury Statement of Receipts and Outlays of the United States Government," and the "Treasury Bulletin."





## Description of Accounts Relating to Cash Operations

---

The classes of accounts maintained in connection with the cash operation of the Federal Government, exclusive of public debt operations, include: (1) The accounts of fiscal officers or agents, collectively, who receive money for deposit in the U.S. Treasury or for the authorized disposition or who make expenditures by drawing checks on the Treasury of the United States or by effecting payments in some other manner; (2) the accounts of administrative agencies which classify receipt and outlay transactions according to the individual receipt, appropriation, or fund account; and (3) the accounts of the Treasury of the United States which office is responsible for the receipt and custody of money deposited by fiscal officers or agents, for the payment of checks drawn on the Treasury, and the payment of public debt securities redeemed. A set of central accounts is maintained in the Department of Treasury for the purpose of consolidating financial data reported periodically from these three sources in order to present the results of cash operations in central financial reports, for the Government as a whole, and as a means of internal control.

The central accounts relating to cash operations disclose monthly and fiscal year information on: (1) the Government's receipts by principle sources, and its outlays according to the different appropriations and other funds involved; and (2) the cash transactions, classified by types, together with certain directly related assets and liabilities which underlie such receipts and outlays. Accounting for receipts is on the basis of collections, accounting for outlays is on the basis of checks issued and cash payment made (cash basis). However, the interest on the public debt, public issues, is on the accrual basis while the interest on special issues is on the cash basis. The structure of the accounts provides for reconciliation, on a firm accounting basis, between the published reports of receipts and outlays for the Government as a whole and changes in the Treasury cash balances by means of such factors as checks outstanding, deposits in transit, and cash held outside the Treasury. Within the central accounts, receipt and outlay accounts are classified as described in the following paragraphs.

### Budget Receipt and Outlay Accounts

**General fund receipt accounts** are credited with all receipts, which are not earmarked by law for a specific purpose. General fund receipts consist principally of internal revenue collections, which include income taxes, excise taxes, estate, gift, and employment taxes. The remainder consists of customs duties and a large number of miscellaneous receipts, including fees for permits and licenses, fines, penalties, and forfeitures; interest and dividends; rentals; royalties; and sale of Government property.

**Special fund receipt accounts** are credited with receipts from specific sources which are earmarked by law for a specific purpose but which are not generated from a cycle of operations. The Congress may appropriate these receipts on an annual basis or for an indefinite period of time. Examples of special fund receipts are those arising from rents and royalties under the Mineral Leasing Act, the revenue from visitors to Yellowstone National Park, the proceeds of the sale of certain timber and reserve lands, and other receipts authorized to be credited to the reclamation fund.

**General fund expenditure accounts** are established to record amounts appropriated by Congress to be expended for the general support of the Government. Such accounts are classified according to the limitations that are established by the Congress with respect to the period of availability for obligation of the appropriation, as 1-year, multiple-year, or "no-year" (without a time limit), and with respect to the agency authorized to enter into obligations and approve outlays.

**Special fund expenditure accounts** are established to record appropriated amounts of special fund receipts to be expended for special programs in accordance with specific provisions of law. These accounts are generally available without time limit, but may also be subject to time limitations as in the case of general fund accounts.

**Revolving fund accounts** are funds authorized by specific provisions of law to finance a continuing cycle of operations in which outlays generate receipts, and the receipts are available for outlay without further action by Congress. They are classified as (a) public enterprise funds where receipts come primarily from sources outside the Government and (b) intragovernmental funds where receipts come primarily from other appropriations or funds. These accounts are usually designated as "no-year" accounts, i.e. they are without limitation as to period of availability for outlay. Examples of public enterprise revolving funds are the Tennessee Valley Authority and the Commodity Credit Corporation. Examples of intergovernmental revolving funds are the General Supply Fund administered by the General services Administration and the Government Printing Office Revolving Fund.

**Consolidated working fund accounts** are established to receive (and subsequently disburse) advance payment from the agencies or bureaus pursuant to Section 601 of the Economy Act (31 U.S.C. 1535) or other provisions of law. Consolidated working funds may be credited with advances from more than one appropriation for the procurement of goods and services to be furnished by the performing agency with the use of its own facilities within the same fiscal year. Outlays recorded in these accounts are stated net of advances credited and are classified under the agencies administering the accounts. The accounts are subject to the fiscal year limitations of the appropriations or funds from which advanced.

## Description of Accounts Relating to Cash Operations

---

**Management fund accounts** are working fund accounts authorized by law to facilitate accounting for and administration of intragovernmental activities (other than a continuing cycle of operations), which are financed by two or more appropriations. This classification is also often applied to the consolidated working funds for interagency activities described above.

**Trust fund accounts** are accounts maintained to record the receipt and outlay of monies held in trust by the Government for use in carrying out specific purposes or programs in accordance with the terms of a trust agreement or statute. The receipts of many trust funds, especially the major ones, not needed for current payments, are invested in public debt and Government Agency securities. Generally, trust fund accounts consist of separate receipt and outlay accounts, but when the trust corpus is established to perform a business-type operation, the fund is called a "trust revolving fund" and a combined receipt and outlay account is used. Some of the major trust fund accounts are the Federal Old Age and Survivors Insurance Trust Fund, Unemployment Trust Fund, Civil Service Retirement and Disability Trust Fund, The National Service Life Insurance Trust Fund, and the Highway Trust Fund.

**Allocation (formerly Transfer appropriation) accounts** are established to receive (and subsequently disburse) allocations which are treated as non-expenditure transactions at the time the allocation is made including certain transfers under Section 601 of the Economy Act (31 U.S.C. 1535), and similar provisions of law.

# Explanation of Transactions and Basis of Figures

---

As indicated in the “Table of Contents,” the Combined Statement of Receipts, Outlays, and Balances of the United States Government consists of Part One - Fiscal Year Summary Statements; Part Two – Details of Receipts; and Part Three – Details of Appropriations, Outlays, and Balances.

## Part One: Fiscal Year Summary

Part One consists of summary reports featuring Financial Highlights, Receipts by Source, and Outlays by Function. In addition a summary statement representing the Federal Government’s Central Summary General Ledger Account Balances is included.

## Part Two: Details of Receipts

Part Two of this report contains the detail of internal revenue, customs, and miscellaneous receipts. Internal revenue and customs receipts are included in this report on the basis of reports of collections, which means they are reported as of the time that the cash received is placed under accounting control. Other receipts of the Government are reported on a collections received basis. Revolving fund and management fund receipts, reimbursements, and refunds of monies previously expended are not included in the receipt tables but are deducted from gross outlays.

## Part Three: Details of Appropriations, Outlays, and Balances

Part Three of this report contains the detailed tabulations of outlays accounts, by organizational unit showing the various transactions that relate to such accounts which affect the budget surplus or deficit of the Government. The accounts are arranged according to general, special, revolving, management and trust funds; showing the titles, period of availability and account symbols. Following are explanations of the column headings in the tabulations.

### 1. Balances beginning of fiscal year

The amounts shown in the first money column represent ending balances as of the close of the preceding fiscal year. An analysis of the totals of these balances, expressed in terms of Fund Resources, is presented on the basis of reports of the administrative agencies, in accordance with the Treasury Financial Manual. Fund Resources include:

- Undisbursed balances (by fiscal year account)
- Investments in Federal securities—represent investment holding (as par value) of Government accounts in public debt or agency securities.
- Unfunded contract authority—represent unused authority.
- Funds held outside the Treasury—represent cash held outside Treasury, including cashier funds.
- Borrowing authority—may be classified as either “definite” or “indefinite.” Definite authority to borrow is stated by law as a specific aggregate sum that cumulative borrowings cannot exceed. Indefinite borrowing authority is categorized as either (1) unlimited borrowing authority – whereby the law allows the agency to borrow as needed or (2) authority set by legislative ceiling – whereby the law allows the agency to borrow as needed but sets a specific dollar limit on the amount outstanding at any one time. For accounts with definite borrowing authority, these amounts represent unused authority. For accounts with indefinite borrowing authority, these amounts represent those unpaid obligations covered by borrowing authority at the beginning of the fiscal year.

### 2. Appropriations and other obligational authority

- Appropriations—Article I, Section 9, of the Constitution of the United States provides in part that “No Money shall be drawn from the Treasury, but in Consequence of Appropriations made by Law ...” The appropriations included in this report are the amounts which Congress authorized to be established for the fiscal amounts which agencies may obligate during the time period specified in the respective appropriation acts. In some instances, the Congress re-appropriates part or all of the unobligated balances of prior-year appropriations that would otherwise expire. In other instances, the Congress authorizes the transfer of obligational authority of particular appropriation accounts and is explained by applicable footnotes. The appropriations are classified to show the amounts appropriated from an organizational standpoint, and are shown in the second money column.
- Contract authorities—represent a grant of authority by the Congress to incur obligations prior to the enactment of appropriations. Contract authority does not, in itself, permit the spending of money. It must be allowed by an appropriation to permit payment of the obligations that are incurred thereunder. New contract authority granted during the fiscal year is shown in the second money column. Appropriations enacted for the fiscal year to liquidate such authority are included in this column as current year appropriations with a corresponding decrease to unfunded contract authority.
- Authority to borrow from the Treasury and the public—In some instances, the Congress grants authority to Government corporations or agencies to make outlays from funds to be borrowed from the Secretary of the Treasury or from the public. In the case of borrowing from the Treasury, the Secretary is directed to use proceeds

## Explanation of Transactions and Basis of Figures

---

from the sale of public debt securities. Legislation is generally specific with respect to the amount of money that can be advanced by the Treasury to each corporation or agency and often requires that borrowing transaction be accomplished by the issuance of formal notes of the agency. A few agencies of the Government are authorized by law to issue their own securities to the public. Before issuing these securities, the agencies are required to secure approval from, or consult with the Secretary of the Treasury with respect to terms of the borrowing and timing thereof. Such borrowings and repayment of borrowings from the Treasury or the public represent financing transactions, and therefore, do not affect the budget surplus or deficit. (Note: The Federal Financing Bank, created by Public Law 93-224 (87 Stat. 937) dated December 29, 1973, for the purpose of consolidating the market financing of other Federal agencies, such as the U.S. Postal Service, the Export- Import Bank of the United States, the Tennessee Valley Authority and others, similarly does not affect the budget surplus or deficit.) Increases and rescissions in borrowing authority during the fiscal year are shown in the second money column.

### 3. Transfers, borrowings, and investments (net)

Transfers shown in the third money column are, in the majority of cases, for the benefit of advancing appropriation accounts. Outlays from such transfer appropriation accounts are associated with the account to which the funds were originally made available.

Other transactions shown in this column include the following:

- Borrowings—represents the net amount of actual borrowings made during the fiscal year.
- Investments—represents the net par value of purchases and sale of public debt and government agency securities.
- Funds held outside the Treasury—represents cash held outside the Treasury and net cash advances to government cashiers.

### 4. Outlays (net)

The outlays in the fourth money column are reported generally on the basis of checks issued by Government disbursing officers net of collections. Certain modifications of this basis include:

- Interest on public issues of the public debt is on an accrual basis; interest on special issues is on a cash basis.
- Where payment is made in cash rather than by check, the cash payment is the outlay.
- Certain outlays of an intragovernmental nature do not require the issuance of checks; for example, charges made against appropriations representing a part of employees' salaries which are withheld for individual income taxes and for savings bond allotments.
- Outlays are stated net of collections representing reimbursements as authorized by law, refunds of monies previously expended, and receipts of revolving and management funds. In this connection, public debt or agency securities which are acquired in lieu of other properties, or donated, are considered as "constructive" receipt of cash and therefore, the par amounts of such securities are included as receipts (reductions of outlays) of the acquiring agency.

### 5. Balances withdrawn and other transactions

The fifth money column includes net transactions for several types of activities as follows:

- Unobligated balances withdrawn—represents amounts for obligations that are no longer valid and have been canceled.
- Unexpended balances withdrawn—represents reductions of appropriations pursuant to 2 U.S.C. 102(a) which provides that the unexpended balances of appropriations which are subject to disbursement by the Secretary of the Senate or the Clerk of the House of Representatives shall be withdrawn as of September 30, of the second fiscal year following the year for which provided.
- Unobligated balances canceled—represents the unobligated balances canceled pursuant to 31 U.S.C. 1552(a) which provides that "On September 30th of the 5th fiscal year after the period of availability for obligations of a fixed appropriation account ends, the account shall be closed and any remaining balance (whether obligated or unobligated) in the account shall be cancelled and thereafter shall not be available for obligation or expenditure for any purpose."
- Capital transfers—represents non-expenditure transfers from revolving funds on account of repayment of investment or distribution of earnings.
- Adjustments to borrowing authority—represents a reduction in borrowing authority when fund resources other than borrowings were used or are available to liquidate or cover unpaid obligations.

### 6. Balances end of fiscal year

These year-end balances represent the column 1 (opening) balances as adjusted by the transactions in columns 2, 3, 4, and 5. As such, these figures become the opening balances for the succeeding fiscal period unless otherwise footnoted (i.e. September 30, 2023 closing balances will be the corresponding opening balances for fiscal year 2024). The closing balances

## Explanation of Transactions and Basis of Figures

---

of accounts with borrowing authority represent either (1) definite borrowing authority – unused borrowing authority at the close of the fiscal year or (2) indefinite borrowing authority – the amount equal to those unpaid obligations covered by borrowing authority at the close of the fiscal year.

### **Off-Budget Federal Entities**

Pursuant to the Balanced Budget and Emergency Deficit Control Act of 1985 (Public Law 99-177), those entities that were formerly off-budget are now included in the budget totals. This same legislation shifted Social Security (the Federal Old-Age Survivors Insurance Trust Fund and the Federal Disability Insurance Trust Fund) off-budget. The budgetary presentation shows federal receipts, outlays, and surpluses or deficits including Social Security, and also shows separately the on-budget and off-budget components.



# Part One

---

**Fiscal Year 2023 Summary**



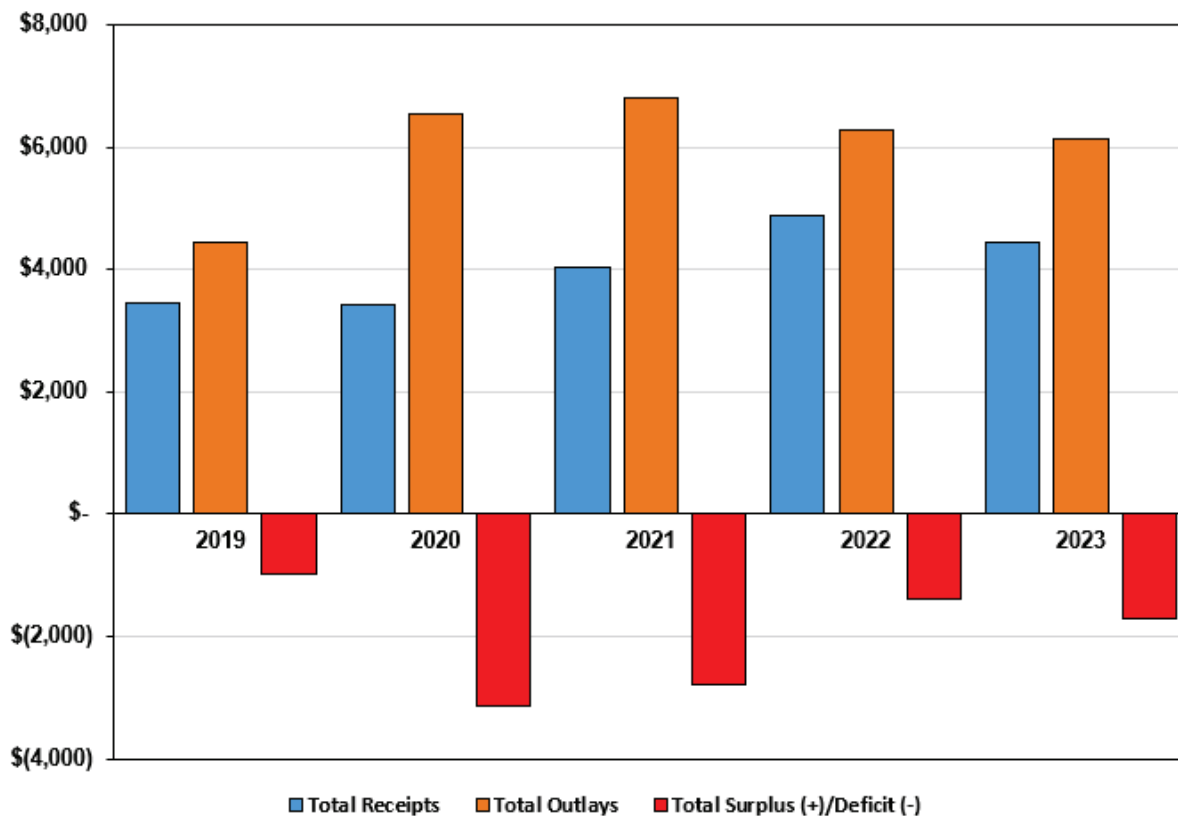


## FINANCIAL HIGHLIGHTS

This report shows only those financial highlights of the U.S. Government directly related to the cash operations of the Department of the Treasury and the rest of the Federal Government.

### Total Receipts, Outlays and Surplus (+) or Deficit (-)

(in billions of dollars)



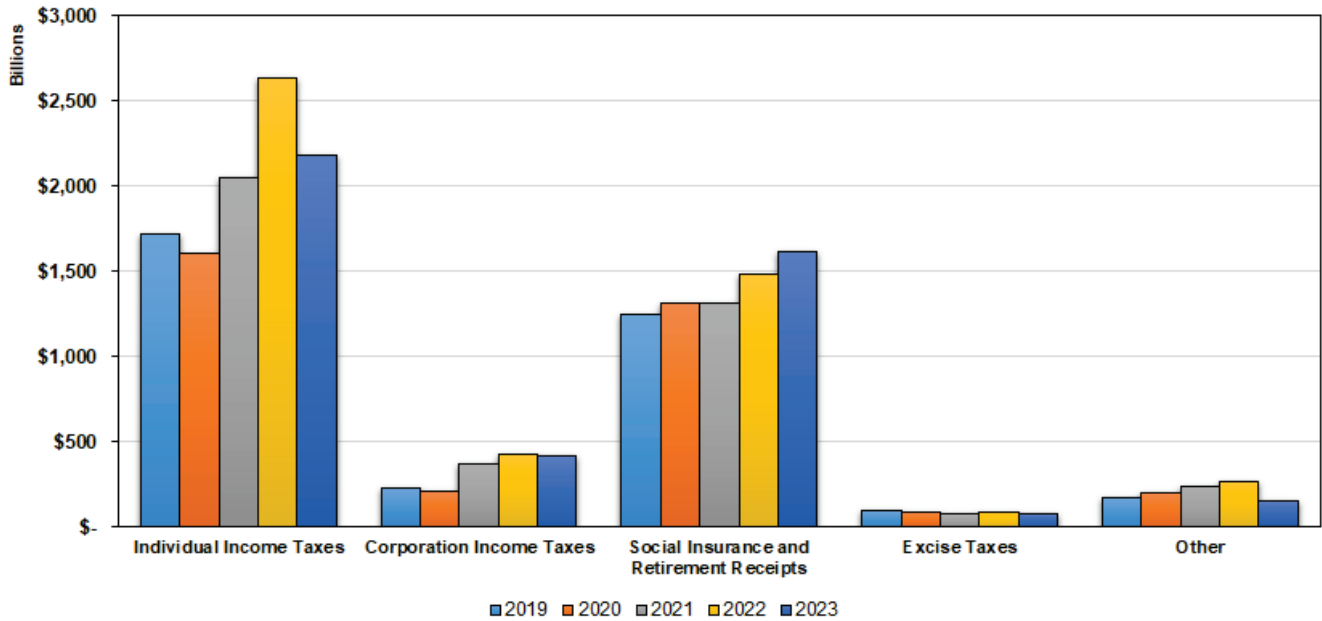
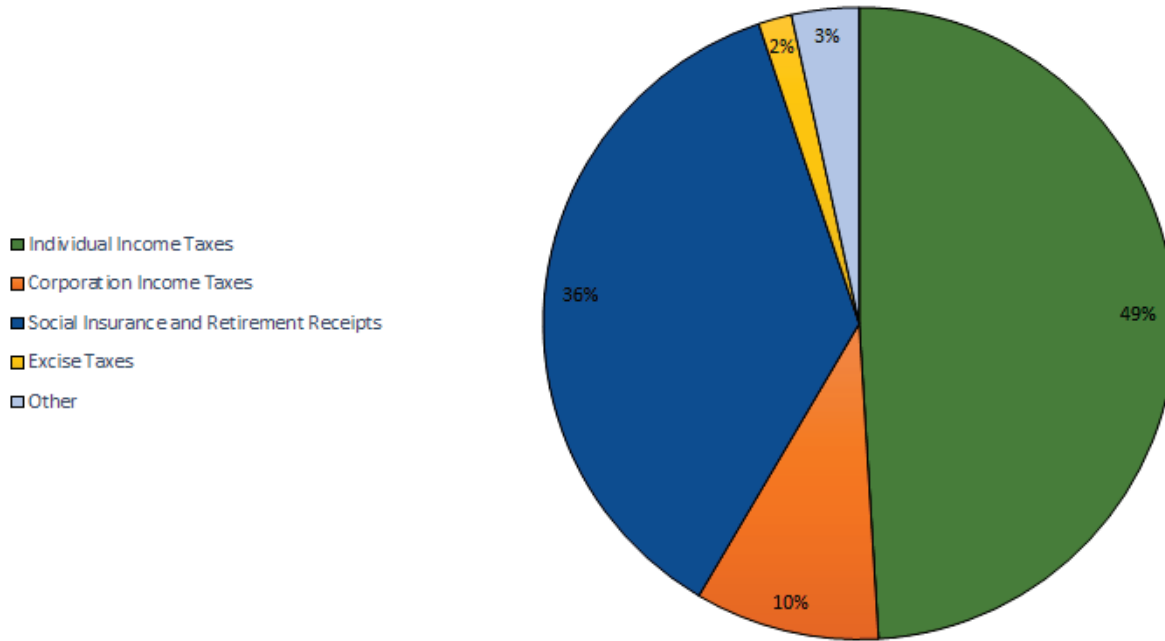
|                                       | FY 2019 | FY 2020  | FY 2021  | FY 2022  | FY 2023  |
|---------------------------------------|---------|----------|----------|----------|----------|
| Total receipts.....                   | 3,462.2 | 3,420.0  | 4,046.0  | 4,896.1  | 4,439.3  |
| Total outlays.....                    | 4,446.6 | 6,551.9  | 6,821.6  | 6,271.6  | 6,134.5  |
| Total surplus (+) or deficit (-)..... | -984.4  | -3,131.9 | -2,775.6 | -1,375.5 | -1,695.2 |



# RECEIPTS BY SOURCE - SUMMARY

Total receipts for the United States Government in fiscal year 2023 were \$4,439.3 billion, a decrease of 9.3 percent or \$456.8 billion below the amount from fiscal year 2022. The chart below shows total receipts divided by source.

FY 2023



## RECEIPTS BY SOURCE - SUMMARY

IN MILLIONS OF DOLLARS

Changes in receipts by source are discussed briefly in the text below. The table that follows depicts the amount of receipts for fiscal years 2023 and 2022 by source, including the amount and percentage of changes from fiscal year 2022.

- **Individual Income Taxes** were \$2,176.5 billion in fiscal year 2023, a decrease of 17.3 percent or \$455.7 billion below the prior fiscal year.
- **Corporation Income Taxes** were \$419.6 billion in fiscal year 2023, a decrease of 1.2 percent or \$5.3 billion below the prior fiscal year.
- **Social Insurance and Retirement Receipts** were \$1,614.5 billion in fiscal year 2023, an increase of 8.8 percent or \$130.9 billion above the prior fiscal year.
  - **Employment and General Retirement** contributions were \$1,558.1 billion in fiscal year 2023, an increase of 10.4 percent or \$147.4 billion above the prior fiscal year.
  - **Unemployment Insurance** receipts were \$49.4 billion in fiscal year 2023, a decrease of 25.7 percent or \$17.1 billion below the prior fiscal year.
  - **Other Retirement** contributions were \$6.9 billion in fiscal year 2023, an increase of 9.7 percent or \$0.6 billion above the prior fiscal year.
- **Excise Taxes** were \$75.8 billion in fiscal year 2023, a decrease of 13.6 percent or \$11.9 billion below the prior fiscal year.
- **Other**, including estate and gift taxes, customs duties, and miscellaneous receipts were \$153.0 billion in fiscal year 2023, a decrease of 42.9 percent or \$114.9 billion below the prior fiscal year.
  - **Estate and Gift Taxes** were \$33.7 billion in fiscal year 2023, an increase of 3.4 percent or \$1.1 billion above the prior fiscal year.
  - **Customs Duties** were \$80.3 billion in fiscal year 2023, a decrease of 19.6 percent or \$19.6 billion below the prior fiscal year.
  - **Miscellaneous Receipts** were \$39.0 billion in fiscal year 2023, a decrease of 71.2 percent or \$96.4 billion below the prior fiscal year.

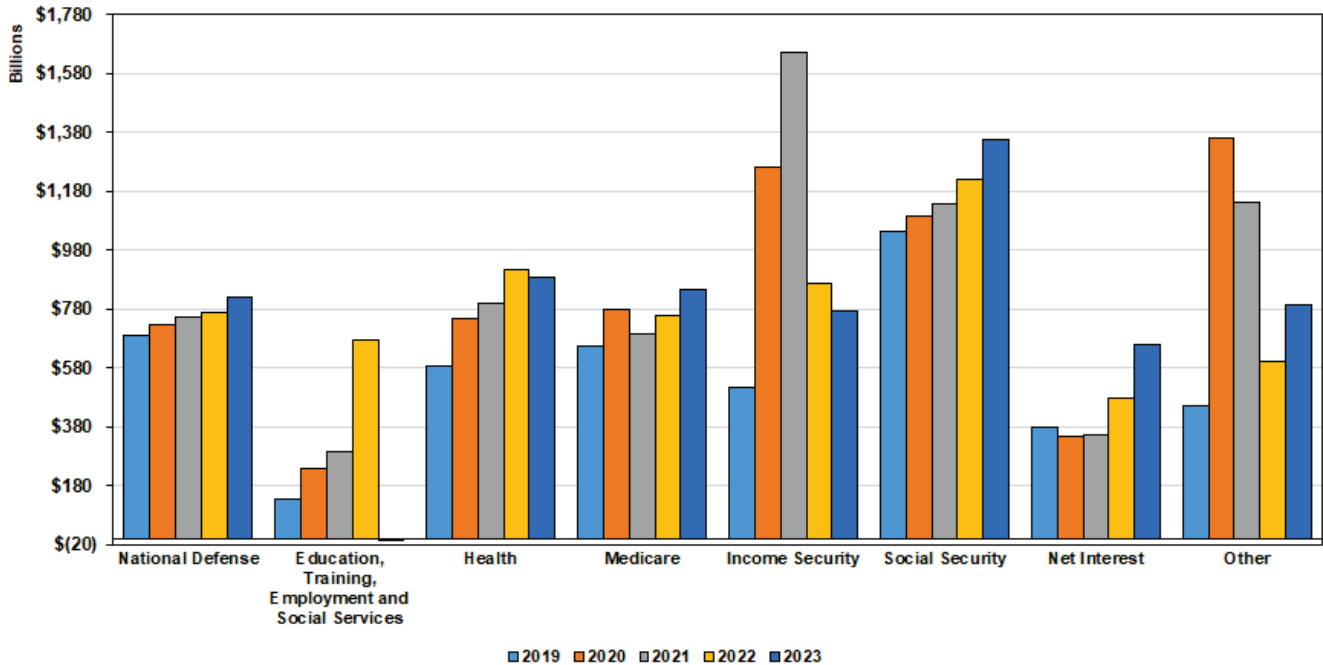
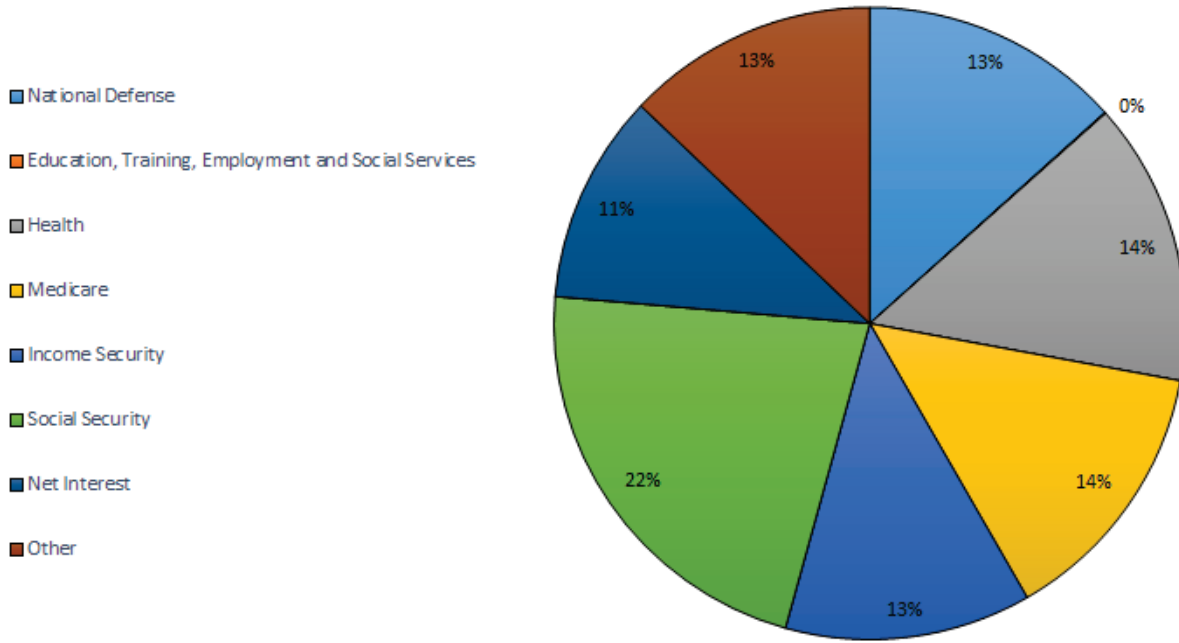
|  | FY<br>2023       | FY<br>2022       | Amount<br>Change | Percent<br>Change |
|--|------------------|------------------|------------------|-------------------|
| Individual Income Taxes                        | 2,176,481        | 2,632,145        | -455,664         | -17.3             |
| Corporation Income Taxes                       | 419,584          | 424,865          | -5,281           | -1.2              |
| Social Insurance and Retirement Receipts:      |                  |                  |                  |                   |
| Employment and General Retirement              | 1,558,148        | 1,410,735        | 147,413          | 10.4              |
| Unemployment Insurance                         | 49,402           | 66,498           | -17,095          | -25.7             |
| Other Retirement                               | 6,904            | 6,294            | 609              | 9.7               |
| Total Social Insurance and Retirement Receipts | 1,614,454        | 1,483,527        | 130,927          | 8.8               |
| Excise Taxes                                   | 75,804           | 87,726           | -11,923          | -13.6             |
| Other:   |                  |                  |                  |                   |
| Estate and Gift Taxes                          | 33,668           | 32,550           | 1,118            | 3.4               |
| Customs Duties                                 | 80,337           | 99,908           | -19,570          | -19.6             |
| Miscellaneous Receipts                         | 38,958           | 135,398          | -96,440          | -71.2             |
| Total Other                                    | 152,963          | 267,856          | -114,893         | -42.9             |
| <b>Total Receipts</b>                          | <b>4,439,285</b> | <b>4,896,119</b> | <b>-456,834</b>  | <b>-9.3</b>       |

Details may not add to totals due to rounding.

# OUTLAYS BY FUNCTION

Total outlays for the United States Government in fiscal year 2023 were \$6,134.5 billion, a decrease of 2.2 percent or \$137.1 billion below the amount from fiscal year 2022. The chart below shows total outlays divided by function.

FY 2023



## OUTLAYS BY FUNCTION

IN MILLIONS OF DOLLARS

Notable changes in outlays by function are discussed briefly in the text below. The table that follows depicts the amount of outlays for fiscal years 2023 and 2022 by function, including the amount and percentage change from fiscal year 2022.

- **National Defense** outlays were \$820.7 billion in fiscal year 2023, an increase of 7.0 percent or \$54.0 billion above the prior fiscal year.
- **Education, Training, Employment and Social Services** outlays were \$.0 billion in fiscal year 2023, a decrease of 100.5 percent or \$679.7 billion below the prior fiscal year.
- **Health** outlays were \$889.3 billion in fiscal year 2023, a decrease of 2.8 percent or \$25.2 billion below the prior fiscal year.
- **Medicare** outlays were \$847.5 billion in fiscal year 2023, an increase of 12.2 percent or \$92.4 billion above the prior fiscal year.
- **Income Security** outlays were \$774.2 billion in fiscal year 2023, a decrease of 10.6 percent or \$91.8 billion below the prior fiscal year.
- **Social Security** outlays were \$1,354.3 billion in fiscal year 2023, an increase of 11.1 percent or \$135.6 billion above the prior fiscal year.
- **Net Interest** outlays were \$659.2 billion in fiscal year 2023, an increase of 38.7 percent or \$184.1 billion above the prior fiscal year.
- **Other** outlays were \$792.4 billion in fiscal year 2023, an increase of 32.3 percent or \$193.4 billion above the prior fiscal year.

|  | FY<br>2023       | FY<br>2022       | Amount<br>Change | Percent<br>Change |
|--|------------------|------------------|------------------|-------------------|
| National Defense                                     | 820,734          | 766,713          | 54,021           | 7.0               |
| International Affairs                                | 69,306           | 71,698           | -2,392           | -3.3              |
| General Science, Space, and Technology               | 41,376           | 37,482           | 3,894            | 10.4              |
| Energy   | -334             | -9,058           | 8,724            | -96.3             |
| Natural Resources and Environment                    | 45,890           | 39,626           | 6,264            | 15.8              |
| Agriculture  | 35,554           | 34,882           | 672              | 1.9               |
| Commerce and Housing Credit                          | 100,310          | -19,494          | 119,803          | -614.6            |
| Transportation                                       | 126,971          | 131,573          | -4,602           | -3.5              |
| Community and Regional Development                   | 88,905           | 72,063           | 16,842           | 23.4              |
| Education, Training, Employment, and Social Services | -3,124           | 676,594          | -679,718         | -100.5            |
| Health   | 889,297          | 914,494          | -25,197          | -2.8              |
| Medicare   | 847,544          | 755,094          | 92,450           | 12.2              |
| Income Security                                      | 774,168          | 865,949          | -91,780          | -10.6             |
| Social Security                                      | 1,354,319        | 1,218,674        | 135,644          | 11.1              |
| Veterans Benefits and Services                       | 301,606          | 274,410          | 27,197           | 9.9               |
| Administration of Justice                            | 81,173           | 72,091           | 9,083            | 12.6              |
| General Government                                   | 33,572           | 128,653          | -95,080          | -73.9             |
| Net Interest   | 659,182          | 475,121          | 184,062          | 38.7              |
| Undistributed Offsetting Receipts                    | -131,926         | -234,965         | 103,039          | -43.9             |
| <b>Total Outlays</b>                                 | <b>6,134,525</b> | <b>6,271,600</b> | <b>-137,074</b>  | <b>-2.2</b>       |

Details may not add to totals due to rounding.

**UNITED STATES CENTRAL SUMMARY GENERAL LEDGER ACCOUNT BALANCES**

| ITEM   | BALANCE<br>September 30, 2023 | BALANCE<br>September 30, 2022 | NET CHANGE               |
|--|-------------------------------|-------------------------------|--------------------------|
| <b>ASSET ACCOUNTS</b>  |                               |                               |                          |
| Cash and monetary assets:  |                               |                               |                          |
| U.S. Treasury operating cash: <sup>1</sup>                                 |                               |                               |                          |
| 810400 U.S. Treasury Operating Cash - JP Morgan Chase.....                 | -                             | -                             | 0.00                     |
| 810300 Supplementary Financing Program Account.....                        | -                             | -                             | 0.00                     |
| 810500 Repurchase Agreement (REPO).....                                    | -                             | -                             | 0.00                     |
| 810600 Term Investment Account.....  | -                             | -                             | 0.00                     |
| 810700 Short-Term Cash Investments.....                                    | -                             | -                             | 0.00                     |
| 810100 + 810200 U.S. Treasury operating cash - Federal Reserve Accounts    | 656,889,356,136.07            | 635,993,537,982.13            | 20,895,818,153.94        |
| Balance  | <u>656,889,356,136.07</u>     | <u>635,993,537,982.13</u>     | <u>20,895,818,153.94</u> |
| Special drawing rights:  |                               |                               |                          |
| 811000 Holdings of Special Drawing Rights                                  | 162,057,809,212.51            | 153,175,161,276.48            | 8,882,647,936.03         |
| 811100 SDR Certificates Issued to Federal Reserve Banks                    | -5,200,000,000.00             | -5,200,000,000.00             | -                        |
| Balance  | <u>156,857,809,212.51</u>     | <u>147,975,161,276.48</u>     | <u>8,882,647,936.03</u>  |
| Reserve position on the U.S. quota in the IMF:                             |                               |                               |                          |
| U.S. subscription to the International Monetary Fund:                      |                               |                               |                          |
| 811400 Investment in the International Monetary Fund (IMF) -               |                               |                               |                          |
| Direct Quota Payments  | 111,629,078,113.37            | 111,629,078,113.37            | -                        |
| 811500 Investment in the IMF - Maintenance of Value Adjustments            | -2,493,675,008.00             | -5,406,427,558.44             | 2,912,752,550.44         |
| 811600 Due IMF for Subscriptions and Drawing (Letter of Credit)            | -78,365,352,623.93            | -78,191,051,728.34            | -174,300,895.59          |
| 811700 Receivable/Payable for Interim Maintenance of                       |                               |                               | 0.00                     |
| Value Adjustments, IMF   | 1,569,942,844.58              | 3,621,072,655.35              | -2,051,129,810.77        |
| 811800 Dollar Deposits with the IMF  | -369,912,534.95               | -318,925,145.30               | -50,987,389.65           |
| Balance  | <u>31,970,080,791.07</u>      | <u>31,333,746,336.64</u>      | <u>636,334,454.43</u>    |
| Loans to the International Monetary Fund:                                  |                               |                               |                          |
| 811900 Loans to the IMF  | 921,193,399.26                | 921,193,399.26                | 0.00                     |
| Other cash and monetary assets:  |                               |                               |                          |
| 812200 Other U.S. Treasury Monetary Assets                                 | 79,890.00                     | 79,890.00                     | -                        |
| 812300 General Depositories - Deferred Accounts                            | 13,114,993.74                 | 45,967,402.45                 | -32,852,408.71           |
| 812400 Transit Account - Other U.S. Treasury Monetary Assets.....          | 0.00                          | 0.00                          | 0.00                     |
| 812500 Mutilated Paper Currency held by the Bureau of Engraving            |                               |                               | 0.00                     |
| and Printing   | 55,876,854.01                 | 70,934,098.01                 | -15,057,244.00           |
| 812600 Transit Account - Mutilated Paper Currency.....                     | 0.00                          | 0.00                          | 0.00                     |
| 1050 Bureau of Engraving and Printing Accountability for U.S. Notes....    |                               |                               | 0.00                     |
| 1060 U.S. Treasury time deposits, foreign depositories.....                |                               |                               | 0.00                     |
| 1065 U.S. Treasury Time Deposits, Minority Bank Depositories (EFTPS)..     |                               |                               | 0.00                     |
| 812900 Cash Accountability of Disbursing and Collecting Officers           | 1,437,015,477.70              | 1,501,066,898.47              | -64,051,420.77           |
| 813000 RFC Accountability  | 36,772.77                     | 36,772.77                     | 0.00                     |
| 813200 Change in Non-Federal Securities (Market Value)                     | -3,293,624,413.54             | -3,660,359,838.37             | 366,735,424.83           |
| 813300 Funds Held Outside of Treasury (Budgetary)                          | 3,594,311,643.53              | 1,999,057,639.99              | 1,595,254,003.54         |
| 813400 Transit Account - Transfers of Cash - U.S. Disbursing Officers      | 43,402,880.16                 | 43,402,880.16                 | 0.00                     |
| 813500 Offset of Change in Non-Federal Securities                          | 3,293,624,413.54              | 3,660,359,838.37              | -366,735,424.83          |
| 813600 + 813700 + 813800 Exchange Stabilization Fund                       | 17,352,909,090.07             | 16,577,310,835.39             | 775,598,254.68           |
| 813900 Revaluation of Investments in Exchange Stabilization Fund           | 4,699,364,970.73              | 5,421,543,240.27              | -722,178,269.54          |
| 814000 Cash Accountability for USDO - Charleston                           | -54,036,769.00                | 102,124,871.18                | -156,161,640.18          |
| 814100 Cash Accountability for USDO - Bangkok                              | 212,060,676.27                | 54,196,507.40                 | 157,864,168.87           |
| 814200 Cash Accountability for the Bureau of Engraving and Printing        | 1,197.10                      | -21,608.90                    | 22,806.00                |
| Total other cash and monetary assets                                       | <u>27,354,137,677.08</u>      | <u>25,815,699,427.19</u>      | <u>1,538,438,249.89</u>  |
| Total cash and monetary assets   | <u>873,992,577,215.99</u>     | <u>842,039,338,421.70</u>     | <u>31,953,238,794.29</u> |
| 814500 Non-Federal Securities of the National Railroad Retirement          |                               |                               |                          |
| Investment Trust   | 24,469,176,142.05             | 23,923,078,963.06             | 546,097,178.99           |
| Guaranteed Loan Financing  |                               |                               |                          |
| 815000 Net activity, Guaranteed Loan Financing                             | 82,652,031,602.28             | 45,427,028,369.49             | 37,225,003,232.79        |
| Direct Loan Financing  |                               |                               |                          |
| 815500 Net activity, Direct Loan Financing                                 | 1,598,099,874,137.57          | 1,338,931,250,421.97          | 259,168,623,715.60       |
| Miscellaneous asset accounts:  |                               |                               |                          |
| 816000 U.S. Treasury Miscellaneous Assets                                  | 20,685,324.88                 | 20,685,324.88                 | -                        |
| 816100 Foreign Depository Banks Unclassified Items                         | 0.00                          | 0.00                          | -                        |
| 816200 Federal Reserve Banks, Deferred Items                               | 0.00                          | 0.00                          | -                        |
| 816400 Transfer of Cash between Federal Reserve Bank.....                  | 0.00                          | 0.00                          | -                        |
| 816500 Transit Account, U.S. Treasury Miscellaneous Assets.....            | 0.00                          | 0.00                          | -                        |
| 816600 Transit Account, U.S. Treasury - Owned Gold.....                    | 0.00                          | 0.00                          | -                        |
| 816700 U.S. Treasury - Owned Gold  | 11,041,058,821.09             | 11,041,058,821.09             | -                        |
| 816800 Gold Certificate Fund, Board of Governors of the                    |                               |                               | -                        |
| Federal Reserve System <sup>2</sup>  | -11,036,836,601.10            | -11,036,836,601.10            | -                        |
| 816900 Foreign Transactions (FT) - Collection and Disbursements X7000..... | 0.00                          | 0.00                          | 0.00                     |
| 817000 U.S. Currency with the IMF  | 1,948,509,215.86              | 3,267,464,207.22              | -1,318,954,991.36        |
| 817100 Receivable on U.S. Treasury Securities.....                         | 0.00                          | 0.00                          | 0.00                     |
| 817200 Receivable for Forged, or Incorrect Payment of all                  |                               |                               |                          |
| U. S. Government checks  | 449,531.61                    | 190,047.07                    | 259,484.54               |
| 817300 Deferred Charge/Credit, Loans to IMF.....                           | 0.00                          | 0.00                          | 0.00                     |
| 817400 Deposits in Transit to the Treasury Account                         | -369,672,758.98               | -516,904,666.13               | 147,231,907.15           |
| 817500 Deposits in Transit Difference Suspense.....                        | 0.00                          | 0.00                          | 0.00                     |

**UNITED STATES CENTRAL SUMMARY GENERAL LEDGER ACCOUNT BALANCES**

| ITEM  | BALANCE<br>September 30, 2023 | BALANCE<br>September 30, 2022  | NET CHANGE                  |
|---|-------------------------------|--------------------------------|-----------------------------|
| 817700 Deposits in Suspense, Electronic Funds Transfer (OFAC).....  | -897,487.00                   | 0.00                           | -897,487.00                 |
| 817800 Deposits in Suspense, Electronic Funds Transfer.....   | 0.00                          | 0.00                           | 0.00                        |
| 817800 Deposits in Suspense, Electronic Funds Transfer  | 0.00                          | -                              | 0.00                        |
| 817900 E-Commerce Collections   | 9,715,396.53                  | 9,353,858.63                   | 361,537.90                  |
| 818000 Transit Account - Unclassified Receipts, EFT.....  | 0.00                          | 0.00                           | 0.00                        |
| 818100 Transit Account - EFT FMS.....   | 0.00                          | 0.00                           | 0.00                        |
| 818000 Transit Account - Unclassified Receipts, EFT   | 0.00                          | -                              | 0.00                        |
| 818200 Undistributed Disbursing Transactions (SOT, FMS-224 Revised)   | 69,418,259.56                 | 382,273,505.94                 | -312,855,246.38             |
| 818300 Cash Receivable, Federal Tax Deposits, Internal Revenue Service..  |                               |                                |                             |
| 818400 Transit Account - Foreign Restorations TFC's.....  |                               |                                |                             |
| 818500 Special Reclassification and Write Off of Aged Receipt Accounts<br>and Other Outstanding Differences.....        |                               |                                |                             |
| 818600 Special Reclassification and Write Off Procedures.....   |                               |                                |                             |
| Total miscellaneous asset accounts  | <u>1,682,429,702.45</u>       | <u>3,167,284,497.60</u>        | <u>-1,484,854,795.15</u>    |
| Total asset accounts  | <u>2,580,896,088,800.34</u>   | <u>2,253,487,980,673.82</u> R  | <u>327,408,108,126.52</u>   |
| <b>EXCESS OF LIABILITIES</b>  |                               |                                |                             |
| Budget and off-budget financing:  |                               |                                |                             |
| 831000 Accumulated Excess of Liabilities  | 22,290,218,731,160.90         | 20,915,313,342,604.50          | R 1,374,905,388,556.40      |
| 850100 Net Receipts   | -4,439,283,739,944.84         | -4,896,119,179,112.29          | R 456,835,439,167.45        |
| 860100 Net Outlays  | <u>6,134,432,040,451.31</u>   | <u>6,271,600,438,488.05</u> R  | <u>-137,168,398,036.74</u>  |
| Total budget and off-budget financing   | <u>23,985,367,031,667.40</u>  | <u>22,290,794,601,980.30</u> R | <u>1,694,572,429,687.11</u> |
| Transactions not applied to current year's surplus or deficit:  |                               |                                |                             |
| 870100 Seigniorage  | 0.00                          | 420,000,000.00                 | -420,000,000.00             |
| 870200 Profit on the sale of Gold.....  | 0.00                          | 0.00                           | 0.00                        |
| 870400 Proceeds from Sale of Loan assets with Recourse.....   | 0.00                          | 0.00                           | 0.00                        |
| 870500 Net Gain/Loss on IMF Loan Valuation Adjustment   | 0.00                          | -845,656.29                    | 845,656.29                  |
| 870800 Special Reclass and Write-Off of Aged Budget Clearing Accounts   | -957,691,591.50               | 0.00                           | -957,691,591.50             |
| 870900 Premium/Discount on Early Buyback of U.S. Treasury Securities  | 2,345,403.60                  | 3,805,525.42                   | -1,460,121.82               |
| 871000 Net Gain/Loss on IMF Quota   | 0.00                          | 152,910,950.21                 | -152,910,950.21             |
| Total transactions not applied to current year's surplus<br>or deficit  | <u>-955,346,187.90</u>        | <u>575,870,819.34</u>          | <u>-1,531,217,007.24</u>    |
| Total excess of liabilities (+) or assets (-)   | <u>23,986,322,377,855.30</u>  | <u>22,290,218,731,160.90</u> R | <u>1,696,103,646,694.34</u> |
| Total assets and excess of liabilities  | <u>26,567,218,466,655.60</u>  | <u>24,543,706,711,834.70</u> R | <u>2,023,511,754,820.86</u> |
| <b>LIABILITY ACCOUNTS</b>   |                               |                                |                             |
| Borrowing from the public:  |                               |                                |                             |
| Treasury securities, issued under general Financing authorities:  |                               |                                |                             |
| 820100 + 820400 Debt Held by the Public   | 26,330,141,573,814.30         | 24,299,191,755,780.90          | 2,030,949,818,033.40        |
| 820300 Intragovernmental Holdings   | <u>6,837,191,571,531.22</u>   | <u>6,629,718,993,148.22</u>    | <u>207,472,578,383.00</u>   |
| Total Treasury securities outstanding <sup>3</sup>  | <u>33,167,333,145,345.50</u>  | <u>30,928,910,748,929.10</u>   | <u>2,238,422,396,416.40</u> |
| Plus Premium on Treasury Securities:  |                               |                                |                             |
| 820500 Deferred Interest (Premium) on Public Debt Subscriptions, U.S.<br>Treasury securities                            | <u>65,691,398,754.98</u>      | <u>66,191,231,670.88</u>       | <u>-499,832,915.90</u>      |
| Less:   |                               |                                |                             |
| Discount on Treasury Securities:  |                               |                                |                             |
| 820600 Deferred Interest (Discount) on U.S. Treasury Securities   | <u>264,593,983,930.01</u>     | <u>176,902,241,870.90</u>      | <u>87,691,742,059.11</u>    |
| Total Treasury securities net of premium and discount   | <u>32,968,430,560,170.50</u>  | <u>30,818,199,738,729.10</u>   | <u>2,150,230,821,441.39</u> |
| Agency securities, issued under special financing authorities   |                               |                                |                             |
| 821000 Principal of Outstanding Agency Securities   | <u>19,567,689,129.26</u>      | <u>19,352,678,349.26</u>       | <u>215,010,780.00</u>       |
| Total Federal securities  | <u>32,987,998,249,299.70</u>  | <u>30,837,552,417,078.30</u>   | <u>2,150,445,832,221.39</u> |
| Deduct:   |                               |                                |                             |
| Federal securities held as investments of government accounts   |                               |                                |                             |
| 821500 Investment in Certain Deposit Funds  | -1,169,000.00                 | -1,169,000.00                  | -                           |
| 821600 Investment of Government Accounts in Public Debt Securities  | 6,817,833,873,299.68          | 6,608,704,309,400.84           | 209,129,563,898.84          |
| 821700 Investment of Government Accounts in Agency Securities   | <u>2,464,000.00</u>           | <u>2,464,000.00</u>            | <u>0.00</u>                 |
| Total Federal securities held as investments of government<br>accounts  | <u>6,817,835,168,299.68</u>   | <u>6,608,705,604,400.84</u>    | <u>209,129,563,898.84</u>   |
| Less  |                               |                                |                             |
| Discount on Federal Securities:   |                               |                                |                             |
| 821800 Discount on Federal Securities Held as Investments<br>in Government Accounts                                     | <u>69,340,778,339.78</u>      | <u>27,987,725,468.67</u>       | <u>41,353,052,871.11</u>    |
| Net Federal securities held as investments of government<br>accounts less discount                                      | <u>6,748,494,389,959.90</u>   | <u>6,580,717,878,932.17</u>    | <u>167,776,511,027.73</u>   |
| Total borrowing from the public   | <u>26,239,503,859,339.80</u>  | <u>24,256,834,538,146.20</u>   | <u>1,982,669,321,193.66</u> |
| Accrued interest payable to the public:   |                               |                                |                             |
| 822500 Accrued Interest Payable on Exchange of Deferred Public<br>Debt Subscriptions, United States Treasury Securities | <u>116,746,002,402.85</u>     | <u>81,249,170,733.41</u>       | <u>35,496,831,669.44</u>    |



**UNITED STATES CENTRAL SUMMARY GENERAL LEDGER ACCOUNT BALANCES**

| ITEM   | BALANCE<br>September 30, 2023 | BALANCE<br>September 30, 2022 | NET CHANGE           |
|--|-------------------------------|-------------------------------|----------------------|
| Allocations of special drawing rights:   |                               |                               |                      |
| 823000 Allocation of Special Drawing Rights  | 151,041,086,636.79            | 147,009,434,337.18            | 4,031,652,299.61     |
| Deposit funds:   |                               |                               |                      |
| 823500 + 823600 + 823700 + 823800 Deposit Funds  | 30,568,241,995.87             | 27,437,849,581.93 R           | 3,130,392,413.94     |
| Miscellaneous liability accounts:  |                               |                               |                      |
| 824000 Corporate Securities and Interest Checks Outstanding.....   | 0.00                          | 0.00                          | 0.00                 |
| 824100 Transit Account - Symbol/Serial Payment   |                               |                               |                      |
| Edit Discrepancies on U.S. Treasury Checks.....  | 0.00                          | 0.00                          | 0.00                 |
| 824200 Transit Account - Payment Account Discrepancies on U.S. Treasury checks.....  | 0.00                          | 0.00                          | 0.00                 |
| 824300 Transit Account - Payment of U.S. Treasury Checks Without Issue Data.....   | 0.00                          | 0.00                          | 0.00                 |
| 824400 Disbursing Officers Checks Outstanding - Unfunded Accounts of Four-Digit Symbols  | 18,036,857,631.18             | 19,064,763,969.35             | -1,027,906,338.17    |
| 824500 Transit Account - Payment of U.S. Treasury Checks Pending Archive Retrieval (Deferred Payments).....  | 0.00                          | 0.00                          | 0.00                 |
| 824600 Transit Accounts - Adjustment of U.S. Treasury Check Payments with Federal Reserve Banks  | -1,534,133.37                 | -152,139.75                   | -1,381,993.62        |
| 824700 Transit Account - Uncollectable Payment Amount Discrepancies on US Treasury Checks.....   | -75.50                        | 0.00                          | -75.50               |
| 824900 Non-Budgetary Impact Accounts.....  | 0.00                          | 0.00                          | 0.00                 |
| 825000 Transit Accounts - U.S. Treasury Check Discrepancies  | -68,817,935.19                | -83,654,797.10                | 14,836,861.91        |
| 8025 Coinage Metal Accounts Payable.....   | 0.00                          | 0.00                          | 0.00                 |
| 825200 Disbursing Officers' Payments - Electronic Funds Transfer.....  | 0.00                          | 0.00                          | 0.00                 |
| 825300 Postal Money Orders Outstanding - Actual  | 661,933,205.21                | 662,850,544.00                | -917,338.79          |
| 8034 Postal money orders outstanding - Estimates.....  | 0.00                          | 0.00                          | 0.00                 |
| 825400 Payment Vouchers on Letters of Credit Outstanding.....  | 0.00                          | 0.00                          | 0.00                 |
| 825600 Deferred Receipt and Outlay Transactions U.S. Postal Service.....   | 0.00                          | 0.00                          | 0.00                 |
| 825700 Unamortized Premium (Discount) on Public Debt Securities  | 9,676,303,941.33              | 10,467,008,757.97             | -790,704,816.64      |
| 825800 Transfer of Unprocessed U.S. Treasury Checks - Unclassified.....  | 0.00                          | 0.00                          | 0.00                 |
| 825900 Transit Account - Unclassified Charges, EFT.....  | 0.00                          | 0.00                          | 0.00                 |
| 826000 Transit Account - Unclassified Receipts and Outlay Telegraphic Reports.....   |                               |                               |                      |
| 826100 Transit Account - Checks on U.S. Treasury Cash - Unclassified...  | 0.00                          | 0.00                          | 0.00                 |
| 826200 Transit Account - Suspense Items, U.S. Treasury   | 0.00                          | 0.00                          | 0.00                 |
| 8071 Transit account - Check, Returned Items LP Data.....  |                               |                               |                      |
| 826300 Transfer of U.S. Treasury Check Data  | 0.00                          | 0.00                          | 0.00                 |
| 826400 Transit Account - Transfer of Symbol/Serial Misread Between CP&R systems.....   | 0.00                          | 0.00                          | 0.00                 |
| 826500 Adjustment of U.S. Treasury Check Data.....   | 0.00                          | 0.00                          | 0.00                 |
| 826600 Suspense Items, Invalid Agency Location Codes.....  | 0.00                          | 0.00                          | 0.00                 |
| 826700 Transit Account - Borrowing from FFB and Treasury.....  | 0.00                          | 0.00                          | 0.00                 |
| 826900 Cash-Link Miscellaneous Transfers.....  | 0.00                          | 0.00                          | 0.00                 |
| 827000 Transit Account - Unprocessed Cash Link Restorations.....   | 0.00                          | 0.00                          | 0.00                 |
| 827100 Cash-Link ACH Transfers.....  | 0.00                          | 0.00                          | 0.00                 |
| 827200 Cash-Link, FRB Book Entry Transfer...   | 721,894.52                    | -15.00                        | 721,909.52           |
| 827300 Federal Reserve - Electronic Tax Application Settlement...  | 0.00                          | 0.00                          | 0.00                 |
| 827700 Check Claims (Suspense)   | 50,474,081.47                 | 8,971,017.88                  | 41,503,063.59        |
| 827800 Tennessee Valley Authority Alternative Financing Transactions   | 983,329,213.99                | 1,024,841,034.47              | -41,511,820.48       |
| 827900 Miscellaneous Liability Accounts - BPD.....   | 0.00                          | 0.00                          | 0.00                 |
| 828100 Transit Account - Statement of Accountability (Department of Defense - Air Force)   | 243,091.08                    | 243,091.08                    | -                    |
| 828200 Transit Account - Statement of Accountability (Department of Defense - Army)  | -10,604,122.46                | -106,599.10                   | -10,497,523.36       |
| 828300 Transit Account - Discrepancies in U.S. Disbursing Officers' Accounts   | -450.00                       | -450.00                       | -                    |
| 828500 Transit Account - Payment by One Disbursing Officer for Account of Another Disbursing Officer, Division of Disbursement and U.S. Disbursing Officers - Not Yet Classified | -55,347.03                    | -55,347.03                    | -                    |
| 828600 Capital Transfer Account  | 31,147,179.59                 | 31,009,969.37                 | 137,210.22           |
| 828700 PIR FRB Book Transfer   | (721,894.52)                  | -                             | (721,894.52)         |
| Total miscellaneous liability accounts   | 29,359,276,280.30             | 31,175,719,036.14             | -1,816,442,755.84    |
| Total liability accounts   | 26,567,218,466,655.60         | 24,543,706,711,834.80 R       | 2,023,511,754,820.81 |

1 Major sources of information used to determine Treasury's operating cash include Federal Reserve Banks, the Treasury Regional Finance Centers, the Internal Revenue Service Centers, the Bureau of the Fiscal Service and various electronic systems. Deposits are reflected as received and withdrawals are reflected as processed.

2 The difference between Gold and Gold Certificates represents 100,000 fine troy ounces of unmonetized gold held by the U.S. Mint as assurance that Gold Certificates are fully backed by Reserve Gold.

3 Rounding differences are due to system application errors

r Revised



# Part Two

---

## Details of Receipts



## Receipts by Source Categories

| Classification   | Account Symbol |   |        |     | Receipt Offset<br>Against Outlays |
|--|----------------|---|--------|-----|-----------------------------------|
|  | AID            | A | MAIN   | SUB |                                   |
| <b>Budget Receipts</b>   |                |   |        |     |                                   |
| <b>Individual Income Taxes</b>   |                |   |        |     |                                   |
| Withheld Individual Income and FICA Taxes  | 020            |   | 0101   | 000 | 1,691,750,716,411.40              |
| Individual Income Tax, Other   | 020            |   | 0110   | 000 | 855,022,742,845.19                |
| Refunding Internal Revenue Collections (Indefinite), Treasury  | 020            | X | 0903   | 000 | -373,320,799,292.68               |
| Unidentified Cash Collections, Federal Tax Deposits, Internal Revenue Service, Ogden, Utah   | 020            |   | F 3820 | 029 | 2,769,203,745.67                  |
| Presidential Election Campaign Fund  | 020            | X | 5081   | 001 | 22,905,207.00                     |
| Fees, Private Collection Agent Program, Internal Revenue Service, Treasury   | 020            | X | 5510   | 001 | 98,058,417.37                     |
| Fees, Special Compliance Personnel Program, Internal Revenue Service, Treasury   | 020            | X | 5622   | 001 | 137,821,576.79                    |
| Total, Individual Income Taxes   |                |   |        |     | 2,176,480,648,910.74              |
| <b>Corporation Income Taxes</b>  |                |   |        |     |                                   |
| Corporation Income and Excess Profits Taxes  | 020            |   | 0111   | 000 | 457,367,795,908.26                |
| Refunding Internal Revenue Collections (Indefinite), Treasury  | 020            | X | 0903   | 000 | -37,783,945,943.94                |
| Total, Corporation Income Taxes  |                |   |        |     | 419,583,849,964.32                |
| <b>Social Insurance and Retirement Receipts</b>  |                |   |        |     |                                   |
| <b>Employment and General Retirement</b>   |                |   |        |     |                                   |
| <b>Federal Old-Age and Survivors Insurance Trust Fund:</b>   |                |   |        |     |                                   |
| Transfers from General Fund of Amounts Equal to FICA Taxes, Federal Old-Age and Survivors Insurance Trust Fund                       | 028            | X | 8006   | 001 | 973,798,332,945.15                |
| Transfers from General Fund of Amounts Equal to SECA Taxes, Federal Old-Age and Survivors Insurance Trust Fund                       | 028            | X | 8006   | 011 | 46,643,873,732.86                 |
| Total, Federal Old-Age and Survivors Insurance Trust Fund  |                |   |        |     | 1,020,442,206,678.01              |
| <b>Federal Disability Insurance Trust Fund:</b>  |                |   |        |     |                                   |
| Transfers from General Fund of Amounts Equal to FICA Taxes, Federal Disability Insurance Trust Fund                                  | 028            | X | 8007   | 001 | 165,361,856,586.53                |
| Transfers from General Fund of Amounts Equal to SECA Taxes, Federal Disability Insurance Trust Fund                                  | 028            | X | 8007   | 011 | 7,951,257,253.63                  |
| Total, Federal Disability Insurance Trust Fund   |                |   |        |     | 173,313,113,840.16                |
| <b>Federal Hospital Insurance Trust Fund:</b>  |                |   |        |     |                                   |
| Federal Hospital Insurance Trust Fund - Treasury Managed   | 075            | X | 8005   | 000 | -8,819.38                         |
| Transfers from General Fund of Amounts Equal to FICA Taxes, Federal Hospital Insurance Trust Fund                                    | 075            | X | 8005   | 001 | 334,673,310,372.60                |
| Receipts from Railroad Retirement Account, Federal Hospital Insurance Trust Fund   | 075            | X | 8005   | 010 | 573,200,000.00                    |
| Transfers from General Fund of Amounts Equal to SECA Taxes, Federal Hospital Insurance Trust Fund                                    | 075            | X | 8005   | 011 | 22,516,119,532.75                 |
| Total, Federal Hospital Insurance Trust Fund   |                |   |        |     | 357,762,621,085.97                |
| <b>Railroad Retirement:</b>  |                |   |        |     |                                   |
| Railroad Retirement Tax Act Taxes  | 020            |   | 0130   | 000 | -15,077.00                        |
| Taxes, Social Security Equivalent Benefit Account, Railroad Retirement Board   | 060            | X | 8010   | 002 | 3,484,743,161.03                  |
| Receipts Transferred to Federal Hospital Insurance Trust Fund, Social Security Equivalent Benefit Account, Railroad Retirement Board | 060            | X | 8010   | 021 | -573,200,000.00                   |
| Railroad Retirement Taxes, Railroad Retirement Account   | 060            | X | 8011   | 002 | 3,718,293,442.54                  |
| Total, Railroad Retirement   |                |   |        |     | 6,629,821,526.57                  |
| Total, Employment and General Retirement   |                |   |        |     | 1,558,147,763,130.71              |
| <b>Unemployment Insurance</b>  |                |   |        |     |                                   |
| Federal Unemployment Tax Act Taxes   | 020            |   | 0121   | 000 | -1,927,847.83                     |
| Transfers from General Fund of Amounts Equal to FUTA Taxes, Unemployment Trust Fund  | 016            | X | 8042   | 001 | 7,796,965,609.94                  |
| State Accounts, Deposits by States, Unemployment Trust Fund  | 016            | X | 8042   | 003 | 41,276,477,335.78                 |
| Deposits by Railroad Retirement Board, Unemployment Trust Fund   | 016            | X | 8042   | 005 | 330,715,051.53                    |
| Total, Unemployment Insurance  |                |   |        |     | 49,402,230,149.42                 |
| <b>Other Retirement</b>  |                |   |        |     |                                   |
| <b>Federal Employees' Retirement--Employee Share:</b>  |                |   |        |     |                                   |
| Deductions from Employees Salaries, Judicial Survivors Annuities Fund, The Judiciary   | 010            | X | 8110   | 001 | 8,875,653.72                      |
| Deductions from Employees Salaries, Tax Court Judges Survivors Annuity Fund, United States Tax Court                                 | 023            | X | 8115   | 001 | 496,887.87                        |
| Judicial Officers Annuities Deducted from Employees Salaries, The Judiciary  | 010            | X | 8122   | 001 | 4,167,372.35                      |
| Deductions from Employees Salaries, Civil Service Retirement and Disability Fund   | 024            | X | 8135   | 001 | 6,238,922,547.49                  |
| Voluntary Contributions, Donations, Service Credit Payments, Etc., Civil Service Retirement and Disability Fund                      | 024            | X | 8135   | 003 | 573,548,934.95                    |
| Deductions from Employees' Salaries, Foreign Service Retirement and Disability Fund, State   | 019            | X | 8186   | 001 | 47,697,769.99                     |
| Voluntary Contributions, Donations, Service Credit Payments, Etc., Foreign Service Retirement and Disability Fund, Suspense          | 019            | X | 8186   | 003 | 1,067,240.35                      |
| Deductions from Employees Salaries   | 020            | X | 8212   | 001 | 784,564.47                        |
| Employee Contributions, United States Court of Appeals for Veterans Claims   | 345            | X | 8290   | 001 | 103,380.28                        |
| Deductions, Armed Forces Retirement Home Trust Fund, Armed Forces Retirement Home  | 084            | X | 8522   | 001 | 6,605,463.00                      |
| Total, Federal Employees' Retirement--Employee Share   |                |   |        |     | 6,882,269,814.47                  |
| <b>Non-Federal Employees Retirement:</b>   |                |   |        |     |                                   |
| Contributions from Employing Non-Federal Agencies, Civil Service Retirement and Disability Fund                                      | 024            | X | 8135   | 021 | 21,508,912.85                     |
| Total, Other Retirement  |                |   |        |     | 6,903,778,727.32                  |
| Total, Social Insurance and Retirement Receipts  |                |   |        |     | 1,614,453,772,007.45              |
| <b>Excise Taxes</b>  |                |   |        |     |                                   |
| Excise Taxes, State  | 019            |   | 0152   | 000 | 440,135.03                        |
| Excise Taxes   | 020            |   | 0152   | 000 | 3,424,827,833.39                  |
| Excise Taxes--TTB  | 020            |   | 0152   | 010 | 16,803,074,467.71                 |
| Excise Taxes, U.S. Customs and Border Protection, Homeland Security  | 070            |   | 0152   | 000 | 4,218,409,623.74                  |
| Refunding Internal Revenue Collections (Indefinite), Treasury  | 020            | X | 0903   | 000 | -21,021,035,954.82                |
| Recovery from Airport and Airway Trust Fund for Refunds of Taxes   | 020            |   | 3094   | 000 | 255,720,944.15                    |
| Land and Water Conservation Fund, Motorboat Fuels Tax, National Park Service   | 014            |   | 5005   | 003 | 1,000,000.00                      |
| Federal Aid to Wildlife Restoration Fund 1975  | 014            | X | 5029   | 003 | 997,782,653.99                    |
| Aviation User Fees, Overflight Fees, Federal Aviation Administration, Transportation   | 069            | X | 5422   | 001 | 138,546,669.79                    |

## Receipts by Source Categories

| Classification   | Account Symbol |   |      |     | Receipt Offset<br>Against Outlays |
|--|----------------|---|------|-----|-----------------------------------|
|  | AID            | A | MAIN | SUB |                                   |
| <b>Budget Receipts - Continued</b>   |                |   |      |     |                                   |
| Deposits, Internal Revenue Collections for Puerto Rico   | 020            | X | 5737 | 001 | 362,416,647.96                    |
| Fee on Branded Prescription Pharmaceutical Manufacturers and Importers, Federal Supplementary Medical Insurance Trust Fund           | 075            | X | 8004 | 008 | 2,797,439,207.49                  |
| Deposits, Highway Account, (Highway Trust Fund)  | 069            | X | 8102 | 001 | 37,439,073,810.32                 |
| Deposits, Mass Transit Account (Highway Trust Fund)  | 069            | X | 8102 | 011 | 4,776,601,321.43                  |
| Deposits, Airport and Airway Trust Fund  | 069            | X | 8103 | 001 | 22,277,484,518.69                 |
| Transfer from General Fund, Black Lung Benefits Revenue Act Taxes, Black Lung Disability Trust Fund                                  | 016            | X | 8144 | 001 | 294,734,090.00                    |
| Transfer from General Fund of Amounts Equal to Certain Taxes, Hazardous Substance Superfund  | 068            | X | 8145 | 001 | 1,204,868,332.76                  |
| Transfers from the General Fund for the Sport Fish Restoration Account, Aquatic Resources Trust Fund                                 | 070            | X | 8147 | 002 | 574,997,707.06                    |
| Transfers from General Fund of Amounts Equal to Certain Taxes, Leaking Underground Storage Tank Trust Fund                           | 068            | X | 8153 | 001 | 205,374,388.52                    |
| Excise Taxes for Tobacco Assessments, Tobacco Trust Fund, Commodity Credit Corporation   | 012            | X | 8161 | 001 | 11,174,212.64                     |
| Transfer from General Fund of Amounts Equivalent to Certain Taxes, Vaccine Injury Compensation Trust Fund, Health and Human Services | 075            | X | 8175 | 001 | 219,804,202.10                    |
| Transfers from General Fund of Amount Equal to Certain Taxes, Oil Spill Liability Trust Fund   | 070            | X | 8185 | 001 | 346,815,912.73                    |
| Fees on Health Insurance and Self-Insured Health Plans, Patient-Centered Outcomes Research Trust Fund                                | 579            | X | 8299 | 001 | 379,416,519.42                    |
| Transfer from General Fund, Inland Waterways Revenue Act Taxes, Inland Waterways Trust Fund  | 096            | X | 8861 | 001 | 94,603,614.05                     |
| Total, Excise Taxes  |                |   |      |     | 75,803,570,858.15                 |
| <b>Estate and Gift Taxes</b>   |                |   |      |     |                                   |
| Estate and Gift Taxes  | 020            |   | 0153 | 000 | 35,434,261,474.70                 |
| Refunding Internal Revenue Collections (Indefinite), Treasury  | 020            | X | 0903 | 000 | -1,766,113,690.77                 |
| Total, Estate and Gift Taxes   |                |   |      |     | 33,668,147,783.93                 |
| <b>Customs Duties</b>  |                |   |      |     |                                   |
| Duties on Imports  | 020            |   | 0310 | 000 | 59,012,625,828.56                 |
| Refunds and Drawbacks, United States Customs Service (Indefinite), Treasury  | 070            | X | 0505 | 000 | -6,302,066,367.23                 |
| Import Duties on Arms and Ammunition   | 014            | X | 5137 | 002 | 64,262,914.22                     |
| 30% of Customs Duties, Funds for Strengthening Markets, Income, and Supply (Section 32)  | 012            |   | 5209 | 001 | 25,475,583,904.56                 |
| 3.08 Percent of Custom Duties, Agricultural Disaster Relief Trust Fund, Farm Service Agency, Agriculture                             | 012            | X | 5531 | 001 | 12,069.14                         |
| Transfers from General Fund of Amounts Equal to Certain Customs Duties, Reforestation Trust Fund, Forest Service                     | 012            | X | 8046 | 001 | 158,019,126.89                    |
| Custom Duties, Aquatic Resources Trust Fund, Sport Fish Restoration  | 070            | X | 8147 | 005 | 80,231,888.85                     |
| Transfers from General Fund of Amounts Equal to Certain Taxes, Harbor Maintenance Trust Fund   | 096            | X | 8863 | 001 | 1,848,599,099.16                  |
| Total, Customs Duties  |                |   |      |     | 80,337,268,464.15                 |
| <b>Miscellaneous Receipts</b>  |                |   |      |     |                                   |
| <b>Miscellaneous Taxes</b>   |                |   |      |     |                                   |
| National Indian Gaming Commission, Gaming Activity Fees, Interior  | 014            | X | 5141 | 003 | 27,767,327.73                     |
| Deposits, Duties and Taxes, Puerto Rico, USCS, Homeland Security   | 070            | X | 5687 | 001 | 303,829,153.63                    |
| Total, Miscellaneous Taxes   |                |   |      |     | 331,596,481.36                    |
| <b>Deposit of Earnings, Federal Reserve System</b>   |                |   |      |     |                                   |
| Deposit of Earnings, Federal Reserve System  | 020            |   | 0650 | 000 | 580,674,878.65                    |
| <b>Transfers from the Federal Reserve</b>  |                |   |      |     |                                   |
| Transfers from the Federal Reserve Board, Bureau of Consumer Financial Protection Fund   | 581            | X | 5577 | 001 | 721,200,000.00                    |
| <b>Defense Cooperation</b>   |                |   |      |     |                                   |
| Contributions from Kuwait, Host Nation Support for U.S. Relocation Activities  | 097            | X | 8337 | 001 | 95,105,237.60                     |
| Contributions from Japan, Host Nation Support for U.S. Relocation Activities   | 097            | X | 8337 | 003 | 200,291.94                        |
| Contributions from South Korea, Host Nation Support for U.S. Relocation Activities   | 097            | X | 8337 | 004 | 15,473,442.39                     |
| Contributions from Japan, Support for U.S. Relocation to Guam Activities, Defense  | 097            | X | 8358 | 001 | 340,900,000.00                    |
| Total, Defense Cooperation   |                |   |      |     | 451,678,971.93                    |
| <b>Fees for Permits and Regulatory and Judicial Services</b>   |                |   |      |     |                                   |
| Immigration, Passport, and Consular Fees   | 015            |   | 0830 | 000 | 132.75                            |
| Immigration, Passport, and Consular Fees   | 019            |   | 0830 | 000 | 252,779,118.23                    |
| Breached Bond Penalties, Immigration and Customs Enforcement, Homeland Security  | 070            |   | 0834 | 000 | 8,000,000.00                      |
| Registration and Filing Fees   | 010            |   | 0850 | 000 | 1,304,129.89                      |
| Registration and Filing Fees   | 020            |   | 0850 | 000 | 84,975.00                         |
| Registration, Filing and Transaction Fees, Securities and Exchange Commission  | 050            |   | 0850 | 150 | 527,445,757.74                    |
| Registration and Filing Fees   | 070            |   | 0850 | 000 | 1,484,100.00                      |
| Registration and Filing Fees, Commodity Futures Trading Commission   | 339            |   | 0850 | 140 | 1,650.00                          |
| Registration Fees, Drug Enforcement Administration   | 015            |   | 0854 | 000 | 15,000,000.00                     |
| J1 Visa Waiver Application Filing Fees and Conference Fees, Delta Regional Authority   | 517            |   | 0857 | 073 | 1,916,781.66                      |
| J1 Visa Waiver Application Filing Fees, Southeast Crescent Regional Commission   | 574            |   | 0857 | 000 | 195,000.00                        |
| Filing Fees, The Judiciary   | 010            |   | 0864 | 000 | 47,355,161.44                     |
| Filing Fees, Bankruptcy, The Judiciary   | 010            |   | 0865 | 000 | 235,074.12                        |
| Fees for Legal and Judicial Services, Not Otherwise Classified   | 010            |   | 0869 | 000 | 36,427,006.95                     |
| Fees for Legal and Judicial Services, Not Otherwise Classified   | 016            |   | 0869 | 000 | 609.36                            |
| Fees for Legal and Judicial Services, Not Otherwise Classified   | 019            |   | 0869 | 000 | 220.00                            |
| Fees for Legal and Judicial Services, Not Otherwise Classified   | 023            |   | 0869 | 000 | 32,100.00                         |
| Fees for Legal and Judicial Services, Not Otherwise Classified   | 036            |   | 0869 | 000 | 1,506.77                          |
| Fees for Legal and Judicial Services, Not Otherwise Classified, Court of Appeals for Veterans Affairs                                | 345            |   | 0869 | 042 | 110,855.00                        |
| Chapter Eleven Filing Fees, Bankruptcy, Justice  | 015            |   | 0870 | 000 | 5,400,000.00                      |
| Miscellaneous Fees for Regulatory and Judicial Services, Not Otherwise Classified  | 012            |   | 0891 | 000 | 1,063,419.22                      |
| Miscellaneous Fees for Regulatory and Judicial Services, Not Otherwise Classified  | 013            |   | 0891 | 000 | 1,352,957.39                      |
| Miscellaneous Fees for Regulatory and Judicial Services, Not Otherwise Classified  | 014            |   | 0891 | 000 | 1,595.18                          |
| Miscellaneous Fees for Regulatory and Judicial Services, Not Otherwise Classified  | 015            |   | 0891 | 000 | 4,877,430.97                      |
| Miscellaneous Fees for Regulatory and Judicial Services, Not Otherwise Classified  | 019            |   | 0891 | 000 | 141,223.68                        |
| Miscellaneous Fees for Regulatory and Judicial Services, Not Otherwise Classified  | 020            |   | 0891 | 000 | 771,050,870.00                    |
| Miscellaneous Fees for Regulatory and Judicial Services, Not Otherwise Classified  | 021            |   | 0891 | 000 | 222,984.92                        |

## Receipts by Source Categories

| Classification  | Account Symbol |   |      |     | Receipt Offset<br>Against Outlays |
|---|----------------|---|------|-----|-----------------------------------|
|   | AID            | A | MAIN | SUB |                                   |
| <b>Budget Receipts - Continued</b>  |                |   |      |     |                                   |
| Miscellaneous Fees for Regulatory and Judicial Services, Not Otherwise Classified   | 057            |   | 0891 | 000 | 1,390.96                          |
| Miscellaneous Fees for Regulatory and Judicial Services, Not Otherwise Classified   | 096            |   | 0891 | 000 | 3,817,029.03                      |
| Users Fees for IRS Ruling and Determination   | 020            |   | 2411 | 000 | 2,549,468.35                      |
| Temporary L-1 Visa Fee Increase, U.S. Citizenship and Immigration Services, Homeland Security                             | 070            |   | 2426 | 000 | 2,517,845.00                      |
| Temporary H-1B Visa Fee Increase, U.S. Citizenship and Immigration Services, Homeland Security                            | 070            |   | 2427 | 000 | 10,474,000.00                     |
| Full Cost Recovery Fees Pursuant to OMB Circular No. A-25   | 012            |   | 2497 | 000 | 11,191,945.00                     |
| Coal Mining Reclamation Fees, Office of Surface Mining Reclamation and Enforcement  | 014            | X | 5015 | 006 | 94,400,150.97                     |
| Registry Fees, Appraisal Subcommittee   | 362            | X | 5026 | 001 | 10,288,784.24                     |
| Incremental Registry Fees (Dodd-Frank Act), Appraisal Subcommittee  | 362            |   | 5026 | 003 | 1,165,631.77                      |
| Deposits, Perishable Agricultural Commodities Act Fund  | 012            | X | 5070 | 001 | 10,939,345.40                     |
| Filing Fees, The Judiciary  | 010            | X | 5100 | 001 | 160,824,496.56                    |
| Registry Administration Account, The Judiciary  | 010            | X | 5101 | 001 | 1,585,275.95                      |
| Licenses Under Federal Power Act from Public Lands and National Forests, Payment to States                                | 089            |   | 5105 | 000 | 3,361,432.00                      |
| Fees, Practice and Registration Fees Fund, United States Court of Appeals for Veterans Claims                             | 345            | X | 5113 | 001 | 19,600.00                         |
| Earnings on Investments, Fishermen's Contingency Fund   | 013            | X | 5120 | 002 | 25,501.53                         |
| Earnings on Investments, Foreign Fishing Observer Fund  | 013            | X | 5122 | 002 | 43,580.07                         |
| Licenses Under Federal Power Act, Improvement of Navigable Waters, Maintenance and Operation of Dams, Etc.                | 096            |   | 5125 | 000 | 12,029,994.79                     |
| Migratory Birds Hunting Stamps  | 014            | X | 5137 | 001 | 23,071,144.13                     |
| Migratory Birds Hunting Stamps (Conservation Easements), U.S. Fish and Wildlife Service, Interior                         | 014            | X | 5137 | 004 | 15,142,418.46                     |
| Agricultural Quarantine Inspection User Fee Account, Animal and Plant Health Inspection Service                           | 012            | X | 5161 | 001 | 778,812,674.87                    |
| Fees from JSCT (Jukebox, Satellite, and Cable Television) for Operating Costs, Copyright Office, Library of Congress      | 003            | X | 5175 | 001 | 1,454,690.41                      |
| Universal Service Fund, Federal Communications Commission   | 027            | X | 5183 | 001 | 7,900,702,416.97                  |
| Permit Title Registration Fee, Limited Access System Administration Fund, National Oceanic and Atmospheric Administration | 013            | X | 5284 | 001 | 11,532,807.15                     |
| Enrolled Agent Fees Increase, Internal Revenue Service, Miscellaneous Retained Fees, Treasury                             | 020            | X | 5432 | 004 | 12,743,025.31                     |
| Tax Preparer Registration Fees, IRS Miscellaneous Retained Fees, Internal Revenue Service, Treasury                       | 020            | X | 5432 | 006 | 17,126,109.00                     |
| Access Fees, Western Pacific Sustainable Fisheries Fund, National Oceanic Atmospheric Administration                      | 013            | X | 5439 | 001 | 750,000.00                        |
| Fees on GSES for Administrative Expenses, Federal Housing Finance Agency  | 537            | X | 5532 | 001 | 386,101,639.00                    |
| Registration Fees, Securities and Exchange Commission Reserve Fund  | 050            | X | 5566 | 001 | 50,000,000.00                     |
| Interstate Land Sales, Bureau of Consumer Financial Protection  | 581            | X | 5577 | 003 | 71,900.00                         |
| Fees, Travel Promotion Fund, Corporation for Travel Promotion   | 580            |   | 5585 | 001 | 198,209,338.00                    |
| Fees and Assessments, Financial Research Fund, Departmental Offices, Treasury   | 020            | X | 5590 | 001 | 122,935,662.00                    |
| Electronic System for Travel Authorization (ESTA) Fees, U.S. Customs and Border Protection, Homeland Security             | 070            | X | 5595 | 001 | 47,165,532.00                     |
| Fees, North Pacific Fishery Observer Fund, National Oceanic and Atmospheric Administration, Commerce                      | 013            | X | 5598 | 001 | 4,246,446.09                      |
| Fees, HIRE Vets Medallion Award Fund, Departmental Management, Labor  | 016            |   | 5623 | 001 | 152,290.00                        |
| Fees for Regulatory and Judicial Services, United States Tax Court  | 023            | X | 5633 | 001 | 1,280,630.61                      |
| Contributions for Telecommunications Relay Services, Telecommunications Relay Services Fund                               | 027            | X | 5700 | 001 | 1,006,653,700.09                  |
| Receipts, Risk Adjustment Program, Centers for Medicare and Medicaid Services   | 075            | X | 5733 | 001 | 9,417,493,359.59                  |
| Drug and Alcohol Clearinghouse Fees, Motor Carrier Safety Operations and Programs, Transportation                         | 069            | X | 8159 | 003 | 7,569,518.52                      |
| Total, Fees for Permits and Regulatory and Judicial Services  |                |   |      |     | 22,004,935,434.09                 |
| <b>Fines, Penalties, and Forfeitures</b>  |                |   |      |     |                                   |
| Fines, Penalties, and Forfeitures, Agricultural Laws  | 012            |   | 1010 | 000 | 3,180,501.91                      |
| Fines, Penalties, and Forfeitures, Immigration and Labor Laws   | 016            |   | 1030 | 000 | 205,537,783.92                    |
| Fines, Penalties, and Forfeitures, Immigration and Labor Laws   | 070            |   | 1030 | 000 | 12,736,410.47                     |
| Fines, Penalties and Forfeitures, Immigration and Labor Laws, Corps of Engineers  | 096            |   | 1030 | 000 | 567.00                            |
| Fines, Penalties, and Forfeitures, Customs, Commerce and Antitrust Laws   | 013            |   | 1040 | 000 | 3,757,153.95                      |
| Fines, Penalties and Forfeitures, Customs, Commerce and Antitrust Laws, General Administration, Justice                   | 015            |   | 1040 | 003 | 1,392,299,352.00                  |
| Fines, Penalties, and Forfeitures, Customs, Commerce and Antitrust Laws   | 020            |   | 1040 | 000 | 1,508,837.50                      |
| Fines, Penalties, and Forfeitures, Customs, Commerce and Antitrust Laws   | 029            |   | 1040 | 000 | 317,525,774.30                    |
| Fines, Penalties, and Forfeitures, Customs, Commerce and Antitrust Laws   | 061            |   | 1040 | 000 | 42,115,000.00                     |
| Fines, Penalties, and Forfeitures, Customs, Commerce and Antitrust Laws   | 069            |   | 1040 | 000 | 52,570,152.91                     |
| Fines, Penalties, and Forfeitures, Customs, Commerce and Antitrust Laws   | 070            |   | 1040 | 000 | 120,897,051.57                    |
| Fines, Penalties, and Forfeitures, Narcotic, Prohibition and Alcohol Laws, DEA, Justice                                   | 015            |   | 1050 | 011 | 9,804,873.92                      |
| Forfeitures of Unclaimed Money and Property   | 003            |   | 1060 | 000 | 1,110,857.88                      |
| Forfeitures of Unclaimed Money and Property   | 010            |   | 1060 | 000 | 684,552.05                        |
| Forfeitures of Unclaimed Money and Property   | 011            |   | 1060 | 000 | -2,111.88                         |
| Forfeitures of Unclaimed Money and Property   | 012            |   | 1060 | 000 | 305,991.25                        |
| Forfeitures of Unclaimed Money and Property   | 014            |   | 1060 | 000 | 82,604.46                         |
| Forfeitures of Unclaimed Money and Property   | 015            |   | 1060 | 000 | -40.00                            |
| Forfeitures of Unclaimed Money and Property, DEA, Justice   | 015            |   | 1060 | 002 | 247,682.91                        |
| Forfeitures of Unclaimed Money and Property, General Administration, Justice  | 015            |   | 1060 | 003 | 50.46                             |
| Forfeitures of Unclaimed Money and Property, BOP, Justice   | 015            |   | 1060 | 010 | 29,674.30                         |
| Forfeitures of Unclaimed Money and Property   | 017            |   | 1060 | 000 | 432,566.27                        |
| Forfeitures of Unclaimed Money and Property   | 019            |   | 1060 | 000 | 256,385.60                        |
| Forfeitures of Unclaimed Money and Property -FSM  | 020            |   | 1060 | 018 | 8,180,676.64                      |
| Forfeitures of Unclaimed Money and Property -FSD  | 020            |   | 1060 | 070 | 86,115.41                         |
| Forfeitures of Unclaimed Money and Property   | 021            |   | 1060 | 000 | 182,206.82                        |
| Forfeitures of Unclaimed Money and Property   | 036            |   | 1060 | 000 | 21,957.94                         |
| Forfeitures of Unclaimed Money and Property   | 050            |   | 1060 | 000 | 696.18                            |
| Forfeitures of Unclaimed Money and Property   | 057            |   | 1060 | 000 | 1,131,575.52                      |
| Forfeitures of Unclaimed Money and Property   | 069            |   | 1060 | 000 | 514,859.77                        |
| Forfeiture of Unclaimed Money and Property  | 070            |   | 1060 | 000 | 682,292.89                        |
| Forfeitures of Unclaimed Money and Property   | 096            |   | 1060 | 000 | 587.52                            |
| Forfeitures of Unclaimed Money and Property   | 097            |   | 1060 | 000 | 46,600,576.15                     |
| Forfeitures of Unclaimed Money and Property, Commodity Futures Trading Commission   | 339            |   | 1060 | 140 | 66,427.88                         |
| Fines, Penalties, and Forfeitures, Mine Safety and Health Administration  | 016            |   | 1080 | 000 | 46,787,922.50                     |
| Post Judgement Interest, Securities and Exchange Commission   | 050            |   | 1091 | 000 | 2,541,118.24                      |
| Fines, Penalties, and Forfeitures, Not Otherwise Classified   | 000            |   | 1099 | 000 | 32,333.61                         |
| Fines, Penalties, and Forfeitures, Not Otherwise Classified   | 005            |   | 1099 | 000 | 1,031.98                          |
| Fines, Penalties, and Forfeitures, Not Otherwise Classified   | 010            |   | 1099 | 000 | 2,196,671.94                      |
| Fines, Penalties, and Forfeitures, Not Otherwise Classified   | 012            |   | 1099 | 000 | 22,701,744.10                     |
| Fines, Penalties, and Forfeitures, Not Otherwise Classified   | 013            |   | 1099 | 000 | 88,613.37                         |
| Fines, Penalties, and Forfeitures, Not Otherwise Classified   | 014            |   | 1099 | 000 | 4,756,587.04                      |
| Fines, Penalties, and Forfeitures, Not Otherwise Classified   | 015            |   | 1099 | 000 | 19,436.47                         |
| Fines, Penalties, and Forfeitures, Not Otherwise Classified, FBI, Justice   | 015            |   | 1099 | 002 | 650.60                            |
| Fines, Penalties, and Forfeitures, Not Otherwise Classified, General Administration, Justice                              | 015            |   | 1099 | 003 | 17,832,702.13                     |
| Fines, Penalties, and Forfeitures, Not Otherwise Classified, ATF, Justice   | 015            |   | 1099 | 007 | 36,069.55                         |
| Fines, Penalties, and Forfeitures, Not Otherwise Classified, BOP, Justice   | 015            |   | 1099 | 010 | 16.00                             |
| Fines, Penalties, and Forfeitures, Not Otherwise Classified   | 016            |   | 1099 | 000 | 5,184,616.76                      |

## Receipts by Source Categories

| Classification  | Account Symbol |   |      |     | Receipt Offset<br>Against Outlays |
|---|----------------|---|------|-----|-----------------------------------|
|   | AID            | A | MAIN | SUB |                                   |
| <b>Budget Receipts - Continued</b>  |                |   |      |     |                                   |
| Fines, Penalties, and Forfeitures, Not Otherwise Classified   | 017            |   | 1099 | 000 | 572,615.64                        |
| Fines, Penalties, and Forfeitures, Not Otherwise Classified   | 019            |   | 1099 | 000 | 7,211,250.00                      |
| Fines, Penalties, and Forfeitures, Not Otherwise Classified, Departmental Offices, Treasury   | 020            |   | 1099 | 001 | 178,985.59                        |
| Fines, Penalties, and Forfeitures, Not Otherwise Classified, Inspector General For Tax Administration, Treasury                                     | 020            |   | 1099 | 004 | 18,417.00                         |
| Fines, Penalties, and Forfeitures, Not Otherwise Classified, Office of Inspector General, Treasury  | 020            |   | 1099 | 008 | 65.86                             |
| Fines, Penalties, and Forfeitures, Not Otherwise Classified, Internal Revenue Service, Treasury   | 020            |   | 1099 | 009 | 242,990.15                        |
| Fines, Penalties, and Forfeitures, Not Otherwise Classified, Alcohol and Tobacco Tax and Trade Bureau, Treasury                                     | 020            |   | 1099 | 010 | 10.40                             |
| Fines, Penalties, and Forfeitures, Not Otherwise Classified, Bureau of the Fiscal Service, Treasury   | 020            |   | 1099 | 012 | 151.04                            |
| Fines, Penalties, and Forfeitures, Not Otherwise Classified, United States Mint, Treasury   | 020            |   | 1099 | 016 | 1,848.07                          |
| Fines, Penalties, and Forfeitures, Not Otherwise Classified, Fiscal Services Miscellaneous, Treasury  | 020            |   | 1099 | 018 | 527,932,274.05                    |
| Fines, Penalties, and Forfeitures, Not Otherwise Classified, Internal Revenue Service/Revenue, Treasury   | 020            |   | 1099 | 019 | 24,697,728.29                     |
| Fines, Penalties, and Forfeitures, Not Otherwise Classified, Community Development Financial Institution, Treasury                                  | 020            |   | 1099 | 028 | 0.32                              |
| Fines, Penalties, and Forfeitures, Not Otherwise Classified, D.C. Pensions Fund, Treasury   | 020            |   | 1099 | 056 | 9,523.78                          |
| Fines, Penalties, and Forfeitures, Not Otherwise Classified, Fiscal Services Debt, Treasury   | 020            |   | 1099 | 070 | 272,753.76                        |
| Fines, Penalties, and Forfeitures, Not Otherwise Classified, Office of the Comptroller of Currency, Treasury  | 020            |   | 1099 | 071 | 107,227,181.22                    |
| Fines, Penalties, and Forfeitures, Not Otherwise Classified   | 021            |   | 1099 | 000 | -279.65                           |
| Fines, Penalties, Forfeitures, Not Otherwise Classified, Office of Personnel Management   | 024            |   | 1099 | 000 | 36.00                             |
| Fines, Penalties, and Forfeitures, Not Otherwise Classified, National Credit Union Administration   | 025            |   | 1099 | 000 | 31.83                             |
| Fines, Penalties, and Forfeitures, Not Otherwise Classified   | 027            |   | 1099 | 000 | 14,488,142.08                     |
| Fines, Penalties, and Forfeitures, Not Otherwise Classified   | 031            |   | 1099 | 000 | 441,597.58                        |
| Fines, Penalties, and Forfeitures, Not Otherwise Classified   | 036            |   | 1099 | 000 | 304,735.06                        |
| Fines, Penalties, and Forfeitures, Not Otherwise Classified   | 047            |   | 1099 | 000 | 84,960.18                         |
| Fines, Penalties, and Forfeitures, Not Otherwise Classified, National Science Foundation  | 049            |   | 1099 | 000 | 2,144.66                          |
| Fines, Penalties, and Forfeitures, Not Otherwise Classified   | 050            |   | 1099 | 000 | 1,347,628,437.92                  |
| Fines, Penalties, and Forfeitures, Not Otherwise Classified, Federal Deposit Insurance Corporation  | 051            |   | 1099 | 000 | 865,000.00                        |
| Fines, Penalties, and Forfeitures, Not Otherwise Classified   | 057            |   | 1099 | 000 | 99.88                             |
| Fines, Penalties, and Forfeitures, Not Otherwise Classified   | 061            |   | 1099 | 000 | 7.07                              |
| Fines, Penalties, and Forfeitures, Not Otherwise Classified   | 065            |   | 1099 | 000 | 2,896,852.17                      |
| Fines, Penalties, and Forfeitures, Not Otherwise Classified   | 068            |   | 1099 | 000 | 102,874,732.66                    |
| Fines, Penalties, and Forfeitures, Not Otherwise Classified   | 069            |   | 1099 | 000 | 631,767.44                        |
| Fines, Penalties, and Forfeitures, Not Otherwise Classified   | 070            |   | 1099 | 000 | 480,402.50                        |
| Fines, Penalties, and Forfeitures, Not Otherwise Classified, Centers for Medicare and Medicaid Services, Health and Human Services                  | 075            |   | 1099 | 005 | 106,413.72                        |
| Fines, Penalties, and Forfeitures, Not Otherwise Classified, Food & Drug Administration, Health and Human Services                                  | 075            |   | 1099 | 006 | 322,754.69                        |
| Fines, Penalties, and Forfeitures, Not Otherwise Classified   | 080            |   | 1099 | 000 | 34,037.89                         |
| Fines, Penalties, and Forfeitures, Not Otherwise Classified, Armed Forces Retirement Home   | 084            |   | 1099 | 000 | 989.03                            |
| Fines, Penalties, and Forfeitures, Not Otherwise Classified   | 086            |   | 1099 | 000 | 569.94                            |
| Fines, Penalties, and Forfeitures, Not Otherwise Classified, National Archives and Records Administration   | 088            |   | 1099 | 000 | 4,848.73                          |
| Fines, Penalties, and Forfeitures, Not Otherwise Classified   | 089            |   | 1099 | 000 | 5,256,150.47                      |
| Fines, Penalties, and Forfeitures, Not Otherwise Classified   | 090            |   | 1099 | 000 | 69.64                             |
| Fines, Penalties, and Forfeitures, Not Otherwise Classified   | 091            |   | 1099 | 000 | 1,233,459.58                      |
| Fines, Penalties, and Forfeitures, Not Otherwise Classified   | 096            |   | 1099 | 000 | 50,517.34                         |
| Fines, Penalties, and Forfeitures, Not Otherwise Classified   | 097            |   | 1099 | 000 | 40,076.08                         |
| Fines, Penalties, and Forfeitures, Not Otherwise Classified, African Development Foundation   | 166            |   | 1099 | 093 | 373.13                            |
| Fines, Penalties, and Forfeitures, Not Otherwise Classified, Commodity Futures Trading Commission   | 339            |   | 1099 | 140 | 1,053,077,382.51                  |
| Fines, Penalties, and Forfeitures, Not Otherwise Classified   | 352            |   | 1099 | 000 | 73.85                             |
| Fines, Penalties, and Forfeitures, Not Otherwise Classified, Federal Election Commission  | 360            |   | 1099 | 160 | 1,704,185.13                      |
| Fines, Penalties, and Forfeitures, Not Otherwise Classified, Office of Government Ethics  | 434            |   | 1099 | 048 | 1,800.00                          |
| Fines, Penalties, and Forfeitures, Corporation for National Services  | 485            |   | 1099 | 055 | 4,518.32                          |
| Fines, Penalties, and Forfeitures, Not Otherwise Classified, Chemical Safety and Hazard Investigation Board   | 510            |   | 1099 | 064 | 2,327.32                          |
| Fines, Penalties, and Forfeitures, Not Otherwise Classified, Federal Housing Finance Agency   | 537            |   | 1099 | 080 | 600.00                            |
| Fines, Penalties, and Forfeitures, Not Otherwise Classified, Bureau of Consumer Financial Protection  | 581            |   | 1099 | 085 | 3,210,585.38                      |
| Fines, Penalties, and Forfeitures, Crime Victims Fund, Justice  | 015            | X | 5041 | 001 | 1,385,074,538.91                  |
| Child Pornography Victims Reserve Assessments, Crime Victims Fund, Justice  | 015            | X | 5041 | 004 | 1,149,394.18                      |
| Forfeited Cash and Proceeds from the Sale of Forfeited Property, Justice  | 015            | X | 5042 | 001 | 3,101,322,506.28                  |
| Deposits, Civil Penalties, Office of Surface Mining Reclamation and Enforcement   | 014            | X | 5063 | 001 | 452,933.29                        |
| Fines, Penalties, and Forfeitures, Migratory Bird, North American Wetlands Conservation Fund, United States Fish and Wildlife Service               | 014            |   | 5241 | 000 | 151,301.64                        |
| Civil Penalties, Failure to Depart and Document Fraud, Immigration Enforcement Account, U.S. Immigration and Customs Enforcement, Homeland Security | 070            | X | 5451 | 003 | 6,231.00                          |
| Monetary Sanctions, Investor Protection Fund, Securities and Exchange Commission  | 050            | X | 5567 | 001 | 643,275,788.95                    |
| Penalties and Fines, Consumer Financial Protection, Bureau of Consumer Financial Protection   | 581            | X | 5578 | 001 | 1,918,920,116.45                  |
| Fines, Penalties, and Forfeitures, Domestic Trafficking Victims' Fund, Office of Justice Programs, Justice  | 015            | X | 5606 | 001 | 1,921,185.18                      |
| Fines, Penalties, and Forfeitures, United States Victims of State Sponsored Terrorism Fund, General Legal Activities, Justice                       | 015            | X | 5608 | 001 | 44,050,757.99                     |
| Fines and Fees, District of Columbia Victims Compensation Fund, District of Columbia Courts   | 349            | X | 5676 | 001 | 6,673,777.21                      |
| Antidumping and Countervailing Duties, Continued Dumping and Subsidy Offset, United States Customs Service  | 020            | X | 5688 | 001 | 19,227,957.27                     |
| Forfeited Cash and Proceeds from the Sale of Forfeited Properties, Treasury Forfeiture Fund   | 020            | X | 5697 | 001 | 1,353,931,655.21                  |
| Federal Hospital Insurance Trust Fund Civil Penalties and Damages   | 075            | X | 8005 | 049 | 396,932,018.50                    |
| Receipts, Relief and Rehabilitation, Longshoremen's and Harbor Workers' Compensation Act, as Amended, Labor   | 016            | X | 8130 | 001 | 92,954,496.23                     |
| Receipts, Relief and Rehabilitation, Workmen's Compensation Act, within the District of Columbia, Labor   | 016            | X | 8134 | 001 | 4,408,714.00                      |
| Fines and Penalties, Hazardous Substance Superfund  | 068            | X | 8145 | 003 | 702,929.98                        |
| Fines and Penalties, Oil Spill Liability Trust Fund, Homeland Security  | 070            | X | 8185 | 003 | 67,310,314.17                     |
| Fines and Forfeitures, Armed Forces Retirement Home Trust Fund, Armed Forces Retirement Home  | 084            | X | 8522 | 003 | 18,413,165.24                     |
| Administrative and Civil Penalties, Gulf Coast Restoration Trust Fund, Bureau of the Fiscal Service, Treasury                                       | 020            | X | 8625 | 001 | 303,448,276.00                    |
| Proceeds of Sales of Unclaimed, Abandoned, and Seized Goods, USCS, Homeland Security  | 070            | X | 8789 | 001 | 3,776,469.96                      |
| Total, Fines, Penalties, and Forfeitures  |                |   |      |     | 14,892,949,882.70                 |
| <b>Refunds and Recoveries</b>   |                |   |      |     |                                   |
| Refund of Moneys Erroneously Received and Covered (Indefinite), Treasury  | 020            | X | 1807 | 000 | -25,444,084.05                    |
| General Fund Proprietary Receipts, Not Otherwise Classified, All Other, Council of the Inspectors General on Integrity and Efficiency               | 542            |   | 3220 | 083 | 1,200.00                          |
| Total, Refunds and Recoveries   |                |   |      |     | -25,442,884.05                    |
| Total, Miscellaneous Receipts   |                |   |      |     | 38,957,592,764.68                 |
| Total, Budget Receipts  |                |   |      |     | 4,439,284,850,753.42              |
| <b>Proprietary Receipts from the Public</b>   |                |   |      |     |                                   |
| <b>Interest</b>   |                |   |      |     |                                   |



## Receipts by Source Categories

| Classification   | Account Symbol |   |      |     | Receipt Offset<br>Against Outlays |
|--|----------------|---|------|-----|-----------------------------------|
|  | AID            | A | MAIN | SUB |                                   |
| <b>Proprietary Receipts from the Public - Continued</b>  |                |   |      |     |                                   |
| <b>Interest on Foreign Loans and Deferred Foreign Collections:</b>   |                |   |      |     |                                   |
| Interest on Quota in International Monetary Fund (Article V, Section 9), Treasury  | 020            |   | 1463 | 001 | 961,186,340.35                    |
| Interest on Loans to International Monetary Fund, Treasury   | 020            |   | 1463 | 002 | 9,942,314.38                      |
| Interest Received on Loans and Credits to Foreign Nations, Treasury  | 020            |   | 1464 | 000 | 133,403.76                        |
| Total, Interest on Foreign Loans and Deferred Foreign Collections  |                |   |      |     | 971,262,058.49                    |
| <b>Other Interest (Domestic--Civil):</b>   |                |   |      |     |                                   |
| General Fund Proprietary Interest, Not Otherwise Classified  | 005            |   | 1435 | 000 | 467.15                            |
| General Fund Proprietary Interest, Not Otherwise Classified  | 010            |   | 1435 | 000 | 5,661.92                          |
| General Fund Proprietary Interest, Not Otherwise Classified  | 012            |   | 1435 | 000 | 189,075.59                        |
| General Fund Proprietary Interest, Not Otherwise Classified  | 013            |   | 1435 | 000 | 34,229.45                         |
| General Fund Proprietary Interest, Not Otherwise Classified  | 014            |   | 1435 | 000 | 25,023,654.67                     |
| General Fund Proprietary Interest, Not Otherwise Classified  | 015            |   | 1435 | 000 | 15,819.61                         |
| General Fund Proprietary Interest, Not Otherwise Classified, FBI, Justice  | 015            |   | 1435 | 002 | 1,947.91                          |
| General Fund Proprietary Interest, Not Otherwise Classified, OJP, Justice  | 015            |   | 1435 | 004 | -3,688.47                         |
| General Fund Proprietary Interest, Not Otherwise Classified, ATF, Justice  | 015            |   | 1435 | 007 | 183.82                            |
| General Fund Proprietary Interest, Not Otherwise Classified, BOP, Justice  | 015            |   | 1435 | 010 | 33,767.42                         |
| General Fund Proprietary Interest, Not Otherwise Classified  | 016            |   | 1435 | 000 | 737,480.78                        |
| General Fund Proprietary Interest, Not Otherwise Classified, Departmental Offices, Treasury  | 020            |   | 1435 | 001 | 729,405.44                        |
| General Fund Proprietary Interest, Not Otherwise Classified, Inspector General For Tax Administration, Treasury                    | 020            |   | 1435 | 004 | 0.39                              |
| General Fund Proprietary Interest, Not Otherwise Classified, Office Of Inspector General, Treasury                                 | 020            |   | 1435 | 008 | 16.93                             |
| General Fund Proprietary Interest, Not Otherwise Classified, Internal Revenue Service, Treasury                                    | 020            |   | 1435 | 009 | 21,569.74                         |
| General Fund Proprietary Interest, Not Otherwise Classified, Alcohol and Tax and Trade Bureau, Treasury                            | 020            |   | 1435 | 010 | 1.72                              |
| General Fund Proprietary Interest, Not Otherwise Classified, Bureau of the Fiscal Service, Treasury                                | 020            |   | 1435 | 012 | 171.34                            |
| General Fund Proprietary Interest, Not Otherwise Classified, United States Mint, Treasury  | 020            |   | 1435 | 016 | 528.31                            |
| General Fund Proprietary Interest, Not Otherwise Classified, Fiscal Services Miscellaneous, Treasury                               | 020            |   | 1435 | 018 | 2,000,347.88                      |
| General Fund Proprietary Interest, Not Otherwise Classified, Fiscal Services Umbrella, Treasury                                    | 020            |   | 1435 | 023 | 834,318.12                        |
| General Fund Proprietary Interest, Not Otherwise Classified, D.C. Pensions Fund, Treasury  | 020            |   | 1435 | 056 | 2,081.91                          |
| General Fund Proprietary Interest, Not Otherwise Classified, Office of Internal Affairs, Exchange Stabilization Fund, Treasury     | 020            |   | 1435 | 065 | 3,209,418.16                      |
| General Fund Proprietary Interest, Not Otherwise Classified, Fiscal Services Debt, Treasury  | 020            |   | 1435 | 070 | 69,557.70                         |
| General Fund Proprietary Interest, Not Otherwise Classified, United States Tax Court   | 023            |   | 1435 | 000 | 1.37                              |
| General Fund Proprietary Interest, Not Otherwise Classified  | 024            |   | 1435 | 000 | 3.66                              |
| General Fund Proprietary Interest, Not Otherwise Classified, National Credit Union Administration                                  | 025            |   | 1435 | 000 | 7.15                              |
| General Fund Proprietary Interest, Not Otherwise Classified, Social Security Administration  | 028            |   | 1435 | 000 | 1,096.63                          |
| General Fund Proprietary Interest, Not Otherwise Classified  | 031            |   | 1435 | 000 | 21,666.83                         |
| General Fund Proprietary Interest, Not Otherwise Classified  | 036            |   | 1435 | 000 | 3,357,088.59                      |
| General Fund Proprietary Interest, Not Otherwise Classified  | 047            |   | 1435 | 000 | 35,642.66                         |
| General Fund Proprietary Interest, Not Otherwise Classified  | 049            |   | 1435 | 000 | 3,449.59                          |
| General Fund Proprietary Interest, Not Otherwise Classified  | 050            |   | 1435 | 000 | 22,605.80                         |
| General Fund Proprietary Interest, Not Otherwise Classified  | 057            |   | 1435 | 000 | 1,203,230.91                      |
| General Fund Proprietary Interest, Not Otherwise Classified  | 061            |   | 1435 | 000 | 3.24                              |
| General Fund Proprietary Interest, Not Otherwise Classified  | 065            |   | 1435 | 000 | 97.49                             |
| General Fund Proprietary Interest, Not Otherwise Classified  | 068            |   | 1435 | 000 | 412,286.42                        |
| General Fund Proprietary Interest, Not Otherwise Classified  | 069            |   | 1435 | 000 | 1,320,374.66                      |
| General Fund Proprietary Interest, Not Otherwise Classified  | 070            |   | 1435 | 000 | 73,207,462.13                     |
| General Fund Proprietary Interest, Not Otherwise Classified  | 072            |   | 1435 | 000 | 717,268.90                        |
| General Fund Proprietary Interest, Not Otherwise Classified, Office of the Secretary, Health and Human Services                    | 075            |   | 1435 | 001 | 120,003,251.94                    |
| General Fund Proprietary Interest, Not Otherwise Classified, Centers for Medicare and Medicaid Services, Health and Human Services | 075            |   | 1435 | 005 | 86,724,108.42                     |
| General Fund Proprietary Interest, Not Otherwise Classified, Food & Drug Administration, Health and Human Services                 | 075            |   | 1435 | 006 | 793,670.88                        |
| General Fund Proprietary Interest, Not Otherwise Classified, Centers for Disease Control, Health and Human Service                 | 075            |   | 1435 | 009 | 6,720.08                          |
| General Fund Proprietary Interest, Not Otherwise Classified  | 080            |   | 1435 | 000 | 4,994.18                          |
| General Fund Proprietary Interest, Not Otherwise Classified  | 086            |   | 1435 | 000 | 158.15                            |
| General Fund Proprietary Interest, Not Otherwise Classified  | 088            |   | 1435 | 000 | 743.08                            |
| General Fund Proprietary Interest, Not Otherwise Classified  | 089            |   | 1435 | 000 | 22,633.19                         |
| General Fund Proprietary Interest, Not Otherwise Classified, Selective Service System  | 090            |   | 1435 | 000 | 10.49                             |
| General Fund Proprietary Interest, Not Otherwise Classified  | 091            |   | 1435 | 000 | 492,107.44                        |
| General Fund Proprietary Interest, Not Otherwise Classified  | 096            |   | 1435 | 000 | 21,365,320.25                     |
| General Fund Proprietary Interest, Not Otherwise Classified, Inter-American Foundation   | 164            |   | 1435 | 092 | 0.20                              |
| General Fund Proprietary Interest, Not Otherwise Classified, African Development Foundation  | 166            |   | 1435 | 093 | 36.83                             |
| General Fund Proprietary Interest, Not Otherwise Classified  | 352            |   | 1435 | 000 | 8.80                              |
| General Fund Proprietary Interest, Not Otherwise Classified, James Madison Memorial Fellowship Foundation                          | 381            |   | 1435 | 002 | 856.75                            |
| General Fund Proprietary Interest, Not Otherwise Classified, National Mediation Board  | 421            |   | 1435 | 024 | 0.08                              |
| General Fund Proprietary Interest, Not Otherwise Classified, Corporation for National and Community Service                        | 485            |   | 1435 | 055 | 738.89                            |
| General Fund Proprietary Interest, Not Otherwise Classified, Chemical Safety and Hazard Investigation Board                        | 510            |   | 1435 | 064 | 1,035.18                          |
| General Fund Proprietary Interest, Not Otherwise Classified, Federal Housing Finance Agency  | 537            |   | 1435 | 080 | 2.07                              |
| General Fund Proprietary Interest, Not Otherwise Classified, Bureau of Consumer Financial Protection                               | 581            |   | 1435 | 085 | 133.20                            |
| Interest Payments from States, Cash Management Improvement, Treasury   | 020            |   | 1450 | 000 | 14,067,957.00                     |
| Interest Received from Credit Reform Financing Accounts  | 020            |   | 1499 | 000 | 45,436,635,781.57                 |
| Miscellaneous Interest, Reclamation Fund, Interior   | 014            |   | 5000 | 021 | 34,889,982.55                     |
| Interest on Late Payment of Coal Mining Reclamation Fees, Office of Surface Mining Reclamation and Enforcement                     | 014            | X | 5015 | 007 | 15,603.85                         |
| Other, Office of Surface Mining Reclamation and Enforcement  | 014            | X | 5015 | 008 | 62,666.43                         |
| Interest on Investment in GSES, Tribal Special Fund, Bureau of Trust Funds Administration, Interior                                | 014            | X | 5265 | 003 | 9,498,365.52                      |
| Interest, Financial Research Fund, Departmental Offices, Treasury  | 020            | X | 5590 | 002 | 4,032,028.05                      |
| Other Proprietary Receipts, Federal Supplementary Medical Insurance Trust Fund   | 075            | X | 8004 | 029 | 984,839.18                        |
| Other Proprietary Receipts, Federal Hospital Insurance Trust Fund  | 075            | X | 8005 | 029 | 1,319,928.75                      |
| Interest on Investment in GSES, Tribal Trust Fund, Bureau of Trust Funds Administration, Interior                                  | 014            | X | 8030 | 003 | 29,554,852.88                     |
| Income from Donated Securities, Library of Congress Trust Fund   | 003            | X | 8032 | 021 | 6,555,546.86                      |
| Interest on Unemployment Insurance Loans to States, Federal Unemployment Trust Fund  | 016            | X | 8042 | 004 | 440,653,919.44                    |
| Interest Income, Cash Management Improvement Act, Unemployment Trust Fund  | 016            | X | 8042 | 014 | 1,227,756.00                      |
| Interest Income, Cash Management Improvement Act, Highway Account (Highway Trust Fund)   | 069            | X | 8102 | 014 | 445,443.00                        |
| Interest Income, Cash Management Improvement Act, Airport and Airway Trust Fund  | 069            | X | 8103 | 014 | 4,894.00                          |
| Interest and Dividends on Private Sector Holdings, National Railroad Retirement Investment Trust                                   | 060            | X | 8118 | 003 | 336,313,672.89                    |
| Interest Earned on Non-Federal Securities, National Archives and Records Administration  | 088            | X | 8127 | 003 | 639,381.41                        |
| Miscellaneous Interest, Black Lung Disability Trust Fund   | 016            | X | 8144 | 004 | 2,140,531.19                      |
| Total, Other Interest (Domestic--Civil)  |                |   |      |     | 46,661,667,984.19                 |
| Total, Interest  |                |   |      |     | 47,632,930,042.68                 |

## Receipts by Source Categories

| Classification | Account Symbol |   |      |     | Receipt Offset<br>Against Outlays |
|----------------|----------------|---|------|-----|-----------------------------------|
|                | AID            | A | MAIN | SUB |                                   |

### Proprietary Receipts from the Public - Continued

#### Dividends and Other Earnings

|  |     |   |      |     |                  |
|--|-----|---|------|-----|------------------|
| Gains and Losses on Private Sector Holdings, National Railroad Retirement Investment Trust | 060 | X | 8118 | 001 | 1,599,262,183.90 |
| Realized Gains on Non-Federal Securities, National Archives Gift Fund                      | 088 | X | 8127 | 004 | 297,345.04       |
| Total, Dividends and Other Earnings  |     |   |      |     | 1,599,559,528.94 |

#### Royalties and Rents

|  |     |   |      |     |                  |
|--|-----|---|------|-----|------------------|
| Rent and Bonuses from Land Leases for Resource Exploration and Extraction, Agriculture and Interior (31 USC 3513)  | 012 |   | 1811 | 000 | 262,788,367.94   |
| Rent and Bonuses from Land Leases for Resource Exploration and Extraction, Agriculture and Interior  | 014 |   | 1811 | 000 | 17,424,216.46    |
| Royalties on Natural Resources, Not Otherwise Classified, Interior   | 014 |   | 2039 | 000 | 1,054,302,940.05 |
| Receipts from Grazing Fees, Federal Share, Interior  | 014 |   | 2484 | 000 | 3,893,725.19     |
| Royalties on Natural Resources, Reclamation Fund, Interior   | 014 |   | 5000 | 024 | 3,319,435,724.84 |
| Receipts from Mineral Leasing, Public and Acquired Military Lands (Act February 25, 1920 and December 17, 1981, as Amended), Office of Natural Resources Revenue, Interior | 014 | X | 5003 | 002 | 4,276,395,307.55 |
| Receipts from Grazing, Etc., Public Lands Outside Grazing Districts, Bureau of Land Management   | 014 |   | 5016 | 000 | 928,046.59       |
| Receipts from Grazing, Etc., Public Lands within Grazing Districts, Bureau of Land Management  | 014 |   | 5032 | 000 | 2,280,876.61     |
| Receipts from Grazing, Etc., Public Lands within Grazing Districts, Miscellaneous, Bureau of Land Management   | 014 |   | 5044 | 000 | 1,010,212.15     |
| Receipts from Oil and Gas Leases, National Petroleum Reserve in Alaska, Office of Natural Resources Revenue, Interior  | 014 | X | 5045 | 001 | 35,737,321.61    |
| Rents and Charges for Quarters, Bureau of Land Management  | 014 | X | 5048 | 001 | 1,023,703.39     |
| Rents and Charges for Quarters, National Park Service  | 014 | X | 5049 | 001 | 27,272,332.86    |
| Rents and Charges for Quarters, United States Fish and Wildlife Service  | 014 | X | 5050 | 001 | 4,044,673.52     |
| Rents and Charges for Quarters, Bureau of Indian Affairs   | 014 | X | 5051 | 001 | 6,067,032.35     |
| Rents and Charges for Quarters, Geological Survey  | 014 | X | 5055 | 001 | 59,995.94        |
| Hydraulic Mining in California, Tax, Debris Reservoirs   | 096 |   | 5066 | 001 | 139,118.40       |
| Rents and Charges for Quarters, Indian Health Services, Health and Human Services  | 075 | X | 5071 | 001 | 10,093,958.71    |
| Receipts from Leases of Lands Acquired for Flood Control, Navigation, and Allied Purposes  | 096 |   | 5090 | 000 | 19,365,047.88    |
| Grazing Fees for Range Improvements, Taylor Grazing Act, as Amended  | 014 |   | 5132 | 000 | 6,894,272.67     |
| Moneys Due Oklahoma from Royalties, Oil and Gas, South Half of Red River, Office of Natural Resources Revenue, Interior  | 014 | X | 5134 | 001 | 10,042.97        |
| State Cost Sharing, Lahontan Valley and Pyramid Lake Fish and Wildlife Fund  | 014 | X | 5157 | 004 | 85,000.00        |
| Rental Payments, Park Buildings Lease and Maintenance Fund, National Park Service  | 014 | X | 5163 | 001 | 10,790,190.21    |
| Disposal of Department of Defense Real Property for Navy   | 097 | X | 5188 | 017 | 803,504.75       |
| Disposal of Department of Defense Real Property for Army   | 097 | X | 5188 | 021 | 4,851,358.94     |
| Disposal of Department of Defense Real Property for Air Force  | 097 | X | 5188 | 057 | 4,934,781.90     |
| Lease of Department of Defense Real Property for Navy  | 097 | X | 5189 | 017 | 9,244,077.81     |
| Lease of Department of Defense Real Property for Army  | 097 | X | 5189 | 021 | 20,150,649.13    |
| Lease of Department of Defense Real Property for Air Force   | 097 | X | 5189 | 057 | 12,514,994.35    |
| Royalties from Character Merchandising, Forest Service   | 012 | X | 5214 | 001 | 1,412,862.06     |
| Forfeitures and Recoveries, Forest Service Lands   | 012 | X | 5215 | 001 | 110,770,997.48   |
| Operation and Maintenance of Quarters, Forest Service  | 012 | X | 5219 | 001 | 12,494,951.75    |
| Property Disposal or Lease Proceeds, Aviation User Fees, Federal Aviation Administration, Transportation   | 069 | X | 5422 | 003 | 433,782.97       |
| Stewardship Contracting Product Sales, Funds Retained, Bureau of Land Management   | 014 | X | 5506 | 001 | 16,388.00        |
| Rent from Mineral Leases, Permit Processing Fund, Bureau of Land Management  | 014 | X | 5573 | 001 | 4,149,776.21     |
| Oil and Gas Permit Processing Fee - 85%, Bureau of Land Management, Interior   | 014 | X | 5573 | 003 | 48,108,810.00    |
| Oil and Gas Permit Processing Fee - 15%, Bureau of Land Management, Interior   | 014 |   | 5573 | 004 | -51,150.00       |
| Geothermal Lease Revenues, County Share, Office of Natural Resources Revenue, Interior   | 014 | X | 5574 | 001 | 6,194,232.42     |
| Leases from Naval Petroleum Reserve Numbered 2 Lands   | 014 | X | 5576 | 001 | 5,066.00         |
| Rents and Charges for Quarters, Bureau of Indian Education, Interior   | 014 | X | 5621 | 001 | 31,822.85        |
| Payments to Counties, National Grasslands  | 012 | X | 5896 | 003 | 87,597,177.02    |
| National Grasslands Receipts, Forest Service   | 012 |   | 5896 | 005 | -84,390,937.33   |
| Receipts from National Grasslands, Bureau of Land Management   | 014 |   | 5896 | 011 | 217,563.36       |
| Royalties, Federal Aviation Administration, Transportation   | 069 |   | 8108 | 001 | 3,710.00         |
| Total, Royalties and Rents   |     |   |      |     | 9,299,536,527.56 |

#### Sale of Products

##### Sale of Timber and Other Natural Land Products:

|  |     |   |      |     |                |
|--|-----|---|------|-----|----------------|
| National Forests Fund, Agriculture   | 012 |   | 2221 | 000 | 313,095.05     |
| Sale of Timber, Wildlife and Other Natural Land Products, Not Otherwise Classified, Interior             | 014 |   | 2229 | 000 | 9,091,566.37   |
| National Forests Fund Receipts   | 012 |   | 5008 | 001 | -902,070.59    |
| National Wildlife Refuge Fund, United States Fish and Wildlife Service                                   | 014 | X | 5091 | 001 | 7,957,005.47   |
| Proceeds from Sales, Water Resource Development Projects, United States Fish and Wildlife Service        | 014 | X | 5092 | 001 | 227,311.66     |
| Forest Ecosystems Health and Recovery-Disposal of Salvage Timber, Bureau of Land Management              | 014 | X | 5165 | 001 | 44,636,647.64  |
| National Forests Fund, Payments to States  | 012 | X | 5201 | 001 | 155,339,133.10 |
| Timber Roads, Purchaser Elections, Forest Service  | 012 | X | 5202 | 001 | 2,000,000.00   |
| Timber Salvage Sales, Forest Service   | 012 | X | 5204 | 001 | 35,563,576.32  |
| Deposits, Brush Disposal   | 012 | X | 5206 | 001 | 6,167,793.22   |
| National Forest Lands Under Special Acts   | 012 |   | 5208 | 001 | 664,000.00     |
| National Forests Fund, Payment to Minnesota (Cook, Lake, and Saint Louis Counties)                       | 012 | X | 5213 | 001 | 6,150,000.00   |
| Deposits, Land Exchanges, Forest Service   | 012 |   | 5216 | 000 | 11,250,447.00  |
| Quinault Special Management Area, Forest Service   | 012 | X | 5223 | 001 | 274.52         |
| Timber Sales Pipeline Restoration Fund, Bureau of Land Management  | 014 | X | 5249 | 001 | 4,161,882.11   |
| Timber Sales Pipeline Restoration Fund, Forest Service   | 012 | X | 5264 | 001 | 6,401,932.83   |
| MNP Rental Fee Account, Forest Service   | 012 | X | 5277 | 001 | 936,847.10     |
| Funds Reserved, Title II Projects on Federal Lands, Bureau of Land Management                            | 014 | X | 5485 | 001 | 2,450,832.42   |
| Stewardship Contracting Product Sales, Funds Retained, Forest Service, Agriculture                       | 012 | X | 5540 | 001 | 24,889,945.08  |
| Oregon and California Land-Grant Fund (See 2229 for General Account; 5136 and 5885 for Special Accounts) | 014 |   | 5882 | 000 | 3,696,591.59   |
| Funds Reserved, Oregon and California Grant Lands, Bureau of Land Management                             | 014 | X | 5884 | 001 | 26,966,260.74  |
| Coos Bay Wagon Road Grant Fund (By Years) (See 2229 for General Account; and 5898 for Special Account)   | 014 |   | 5897 | 000 | -407,853.47    |
| Funds Reserved, Coos Bay Wagon Road Grant Lands, Bureau of Land Management                               | 014 | X | 5898 | 001 | 220,043.07     |
| Total, Sale of Timber and Other Natural Land Products  |     |   |      |     | 347,775,261.23 |

##### Sale of Minerals and Mineral Products:

|  |     |   |      |     |                  |
|--|-----|---|------|-----|------------------|
| Hardrock Mining Claim Maintenance Fee, Interior  | 014 |   | 2032 | 000 | 61,030,587.00    |
| Sale of Strategic Petroleum Reserve Oil, Energy  | 089 |   | 2234 | 000 | 1,910,703,295.12 |
| National Forest Fund, Payments to States, Office of Natural Resources Revenue, Interior  | 014 | X | 5243 | 001 | 7,379,622.53     |
| Receipts from Leases of Lands Acquired for Flood Control Navigation and Allied Purposes, Office of Natural Resources Revenue, Interior | 014 | X | 5248 | 001 | 58,063,307.12    |

## Receipts by Source Categories

| Classification   | Account Symbol |   |      |     | Receipt Offset<br>Against Outlays |
|--|----------------|---|------|-----|-----------------------------------|
|  | AID            | A | MAIN | SUB |                                   |
| <b>Proprietary Receipts from the Public - Continued</b>  |                |   |      |     |                                   |
| Total, Sale of Minerals and Mineral Products   |                |   |      |     | 2,037,176,811.77                  |
| <b>Sale of Power and Other Utilities:</b>  |                |   |      |     |                                   |
| Sale and Transmission of Electric Energy, Falcon Dam, Energy   | 089            |   | 2245 | 000 | 500,000.00                        |
| Sale and Transmission of Electric Energy, Southwestern Power Administration  | 089            |   | 2247 | 000 | 28,578,675.22                     |
| Sale and Transmission of Electric Energy, Southeastern Power Administration  | 089            |   | 2248 | 000 | 136,013,577.23                    |
| Sale of Electric Energy, Bonneville Power Administration, Reclamation Fund, Interior   | 089            |   | 5000 | 026 | 956,574.72                        |
| Sale of Power and Other Utilities, Reclamation Fund, Energy  | 089            |   | 5000 | 027 | 71,994,965.03                     |
| Falcon and Amistad Operating and Maintenance Fund, Energy  | 089            |   | 5178 | 001 | 86,221.38                         |
| San Joaquin River Restoration Fund Receipts, Bureau of Reclamation, Interior   | 014            | X | 5537 | 001 | 15,962,229.29                     |
| Power Revenues, Indian Irrigation Projects   | 014            | X | 5648 | 001 | 89,250,336.82                     |
| Revenues, Colorado River Dam Fund, Boulder Canyon Project, Bureau of Reclamation   | 014            | X | 5656 | 001 | 85,164,353.40                     |
| Total, Sale of Power and Other Utilities   |                |   |      |     | 428,506,933.09                    |
| <b>Other:</b>  |                |   |      |     |                                   |
| General Fund Proprietary Receipts, Not Otherwise Classified, All Other, National Endowment for the Humanities                                  | 418            |   | 3220 | 002 | 20,278.32                         |
| Revenue, Central Valley Project Restoration Fund, Bureau of Reclamation  | 014            |   | 5173 | 003 | 41,068,643.23                     |
| Non-Federal Fee, Debt Collection Fund, Bureau of the Fiscal Service, Treasury  | 020            | X | 5445 | 001 | 158,772,707.89                    |
| Total, Other   |                |   |      |     | 199,861,629.44                    |
| Total, Sale of Products  |                |   |      |     | 3,013,320,635.53                  |
| <b>Fees and Other Charges for Services and Special Benefits</b>  |                |   |      |     |                                   |
| <b>Medicare Premiums and Other Charges (Trust Funds):</b>  |                |   |      |     |                                   |
| Premiums Collected for the Aged, Federal Supplementary Medical Insurance Trust Fund  | 075            | X | 8004 | 005 | 116,600,289,511.27                |
| Premiums Collected for the Disabled, Federal Supplementary Medical Insurance Trust Fund  | 075            | X | 8004 | 007 | 14,379,760,833.40                 |
| Premiums Collected, Medicare Prescription Drug Account, FSMI   | 075            | X | 8004 | 035 | 6,108,413,301.17                  |
| Basic Premiums, Medicare Advantage, FSMI   | 075            | X | 8004 | 040 | 291,239,708.38                    |
| Premiums Collected for Uninsured Individuals Not Otherwise Eligible, Federal Hospital Insurance Trust Fund                                     | 075            | X | 8005 | 009 | 4,650,674,008.24                  |
| Basic Premiums, Medicare Advantage, FHI  | 075            | X | 8005 | 040 | 206,417,841.48                    |
| Total, Medicare Premiums and Other Charges (Trust Funds)   |                |   |      |     | 142,236,795,203.94                |
| <b>Veterans Life Insurance (Trust Funds):</b>  |                |   |      |     |                                   |
| Premium and Other Receipts, National Service Life Insurance Fund   | 036            | X | 8132 | 001 | 17,642,670.07                     |
| <b>Other:</b>  |                |   |      |     |                                   |
| Sale of Publications and Reproductions, Not Otherwise Classified   | 014            |   | 2259 | 000 | 48,089.00                         |
| SSI, Attorney Fees   | 028            |   | 2417 | 000 | 6,269,175.60                      |
| SSI Administrative Fee Receipts Account, Social Security Administration  | 028            |   | 2418 | 000 | 81,014,315.00                     |
| Fees and Other Charges for Other Services, Commerce  | 013            |   | 2419 | 002 | 39,400.00                         |
| Fees and Other Charges for Program Administrative Services, Interior   | 014            |   | 2419 | 001 | 46,058.32                         |
| Fees and Other Charges for Communication and Transportation Service, Not Otherwise Classified  | 027            |   | 2429 | 000 | 20,377,013.24                     |
| Deposits for Survivor Annuity Benefits, Army, Navy, Air Force, Defense   | 097            |   | 2462 | 000 | 29,011,789.18                     |
| Contributions from Military Personnel, Veterans Administration Educational Assistance Act of 1984  | 036            |   | 2473 | 000 | 59,336,938.31                     |
| Special Recreation Use Fees, Army, Corps of Engineers, Civil   | 096            |   | 5007 | 000 | 66,268,698.05                     |
| Service Charges, Deposits and Forfeitures, Bureau of Land Management   | 014            | X | 5017 | 001 | 71,770,001.16                     |
| Deposits for Road Maintenance and Reconstruction, Bureau of Land Management  | 014            | X | 5018 | 001 | 3,262,003.13                      |
| Rents and Charges for Quarters, Bureau of Reclamation, Interior  | 014            | X | 5053 | 001 | 310,899.21                        |
| Receipts from Operations of North Platte Project (Gering and Fort Laramie, Goshen, and Pathfinder Irrigation Districts), Bureau of Reclamation | 014            | X | 5058 | 001 | 1,823.74                          |
| Delaware Water Gap Route 209 Commercial Operation Fees, National Park Service  | 014            | X | 5076 | 001 | 5,800.00                          |
| Sale of Hunting and Fishing Permits, Military Reservations   | 017            | X | 5095 | 001 | 137,746.45                        |
| Sale of Hunting and Fishing Permits, Military Reservations   | 021            | X | 5095 | 001 | 417,812.57                        |
| Sale of Hunting and Fishing Permits, Military Reservations   | 057            | X | 5095 | 001 | 1,065,198.97                      |
| Recreational Fee Demonstration Program, National Park Service  | 014            | X | 5110 | 001 | 358,155,863.79                    |
| Revenues, Indian Arts and Crafts Board   | 014            | X | 5130 | 001 | 38,285.35                         |
| Cooperative Research and Development Agreements, National Institutes of Health   | 075            | X | 5145 | 001 | 56,849,466.44                     |
| Cooperative Research and Development Agreements, Centers for Disease Control, Health and Human Services  | 075            | X | 5146 | 001 | 1,614,411.07                      |
| Cooperative Research and Development Agreements, Food and Drug Administration, Health and Human Services                                       | 075            | X | 5148 | 001 | 1,127,360.00                      |
| Transportation Systems Fund, National Park Service   | 014            | X | 5164 | 001 | 301,899.00                        |
| Concessioner Improvement Accounts Deposit, National Park Service   | 014            | X | 5169 | 001 | 9,891,839.36                      |
| Receipts, Range Betterment Fund  | 012            |   | 5207 | 000 | 2,546,192.00                      |
| Deposits, Operation and Maintenance, Indian Irrigation Systems   | 014            | X | 5240 | 001 | 38,430,538.47                     |
| Alaska Resupply Program, Bureau of Indian Affairs  | 014            | X | 5242 | 001 | 340,323.76                        |
| Filming and Special Use Fee Program, National Park Service   | 014            | X | 5247 | 001 | 556,766.42                        |
| Recreation Fee Enhancement Program, U.S. Fish and Wildlife Service   | 014            | X | 5252 | 001 | 6,780,697.94                      |
| Recreation Fee Demonstration Program, Forest Service   | 012            | X | 5268 | 001 | 136,527,281.45                    |
| Concessions Fees and Volunteer Services, Agriculture Research Service  | 012            | X | 5279 | 003 | 169,269.92                        |
| Fees for Training and Planning, Emergency Preparedness Grant, Pipeline and Hazardous Materials Safety Administration, Transportation           | 069            | X | 5282 | 001 | 25,698,575.00                     |
| Reserve Account, Forest Products Program, Defense  | 021            | X | 5285 | 001 | 5,530,826.23                      |
| Medical Care Collections Fund, First Party Collections, Veterans Affairs   | 036            | X | 5287 | 003 | 142,824,066.66                    |
| Medical Care Collections Fund, Third Party Collections, Veterans Affairs   | 036            | X | 5287 | 004 | 2,549,990,825.97                  |
| Parking Fee, Medical Care Collections Fund, Veterans Affairs   | 036            | X | 5287 | 006 | 4,162,898.52                      |
| Compensated Work Therapy, Medical Care Collections Fund, Veterans Affairs  | 036            | X | 5287 | 007 | 38,781,037.69                     |
| Medical Care Collections Fund, Long-Term Care Co-Payments, Veterans Affairs  | 036            | X | 5287 | 009 | 1,427,983.36                      |
| Medical Care Collections Fund, Third Party Prescription Claims, Veterans Affairs   | 036            | X | 5287 | 011 | 158,626,337.26                    |
| Medical Care Collections Fund, Fee Basis Third Party Collections, Veterans Affairs   | 036            | X | 5287 | 013 | 803,911,541.93                    |
| Medical Care Collections Fund, Fee Basis First Party Collections, Veterans Affairs   | 036            | X | 5287 | 014 | 39,779,603.84                     |
| Charges, User Fees and Natural Resource Utilization, Land Between the Lakes, Forest Service  | 012            | X | 5360 | 001 | 11,941,571.22                     |
| Deposits for Administration of Rights-of-Way and Other Land Uses Fund, Forest Service  | 012            | X | 5361 | 001 | 1,854,591.12                      |
| Registration Service Fees, Pesticide Registration Fund, Environmental Protection Agency  | 068            | X | 5374 | 001 | 19,881,295.31                     |
| Recreational Fee Demonstration Program, Bureau of Land Management  | 014            | X | 5413 | 001 | 31,098,483.51                     |
| State Supplemental Fees, Social Security Administration  | 028            |   | 5419 | 001 | 152,063,803.17                    |
| Park Concessions Franchise Fees, National Park Service   | 014            | X | 5431 | 001 | 159,724,397.68                    |
| New Installment Agreements, Internal Revenue Service, Miscellaneous Retained Fees, Treasury  | 020            | X | 5432 | 001 | 120,945,470.66                    |
| Restructured Installment Agreements, Internal Revenue Service, Miscellaneous Retained Fees, Treasury   | 020            | X | 5432 | 003 | 62,626,031.97                     |
| General Fees, Internal Revenue Service   | 020            | X | 5432 | 005 | 128,708,414.69                    |

## Receipts by Source Categories

| Classification   | Account Symbol |   |      |     | Receipt Offset<br>Against Outlays |
|--|----------------|---|------|-----|-----------------------------------|
|  | AID            | A | MAIN | SUB |                                   |
| <b>Proprietary Receipts from the Public - Continued</b>  |                |   |      |     |                                   |
| Photocopying and Historical Conservation Easement Fees, IRS Miscellaneous Retained Fees, Treasury                          | 020            | X | 5432 | 007 | 1,374,096.81                      |
| Burden Sharing Contribution, Defense (Kuwait)  | 097            | X | 5441 | 001 | 50,018,947.01                     |
| Burden Sharing Contribution, Defense (Japan)   | 097            | X | 5441 | 003 | 181,607,387.37                    |
| Burden Sharing Contribution, Defense (South Korea)   | 097            | X | 5441 | 004 | 481,722,502.62                    |
| Contributions for Burden Sharing and Other Cooperative Activities (Poland), Defense  | 097            | X | 5441 | 009 | 850,000.00                        |
| User Fees, Fund for Non-Federal Use of Disposal Facilities, Corps of Engineers   | 096            |   | 5493 | 001 | 1,710,996.92                      |
| Administration Fees, Special Benefits for Certain World War II Veterans, Social Security Administration                    | 028            |   | 5555 | 001 | 7,537.03                          |
| Fees, APEC Business Travel Card Account, Customs and Border Protection, Homeland Security                                  | 070            | X | 5569 | 001 | 1,850,865.00                      |
| Fees, Interagency America the Beautiful Pass Revenues, Corps of Engineers-Civil  | 096            | X | 5570 | 001 | 1,778,637.99                      |
| Concessions Fees, Army National Military Cemeteries, Army  | 021            |   | 5602 | 001 | 695,610.00                        |
| Fees, Special Use Permit Fees, Corps of Engineers-Civil  | 096            | X | 5607 | 001 | 922,350.60                        |
| User Fees, TSCA Service Fee Fund, Environmental Protection Agency  | 068            |   | 5664 | 001 | 3,531,499.96                      |
| Fees from Visitors to Grand Teton and Yellowstone National Parks, 25% Fund   | 014            | X | 5666 | 001 | 14,889.82                         |
| Fees, Customs and Border Protection Services at User Fee Facilities, U.S. Customs and Border Protection, Homeland Security | 070            |   | 5694 | 000 | 25,744,861.69                     |
| Fees, National Flood Insurance Reserve Fund, Homeland Security   | 070            | X | 5701 | 001 | 919,262,414.00                    |
| Consular and Border Security Programs, Expedited Passport Fees, State  | 019            | X | 5713 | 001 | 479,286,012.13                    |
| Consular and Border Security Programs, Passport Security Surcharge, State  | 019            | X | 5713 | 003 | 1,647,026,085.19                  |
| Consular and Border Security Programs, Western Hemisphere Surcharge, State   | 019            | X | 5713 | 004 | 517,124,066.89                    |
| Consular and Border Security Programs, Machine Readable Visa Fee, State  | 019            | X | 5713 | 005 | 2,220,334,591.15                  |
| Consular and Border Security Programs, Immigrant Visa Security Surcharge, State  | 019            | X | 5713 | 006 | 61,292,783.22                     |
| Consular and Border Security Programs, Affidavit of Support Fee, State   | 019            | X | 5713 | 007 | 44,801,611.00                     |
| Consular and Border Security Programs, Diversity Visa Lottery Fee, State   | 019            | X | 5713 | 008 | 21,543,049.88                     |
| Passport Application and Execution Fee, Consular and Border Security Programs, State                                       | 019            | X | 5713 | 009 | 491,090,735.22                    |
| Fees, National Park Medical Services Fund, National Park Service, Interior   | 014            |   | 5762 | 001 | 1,357,269.28                      |
| Payments from States, Medicare Prescription Drug Accounts, FSMI  | 075            | X | 8004 | 036 | 15,106,032,807.98                 |
| Non-Attorney Fees, Federal Old Age Survivors Insurance Trust Fund  | 028            | X | 8006 | 028 | 127,000.00                        |
| Attorney Fees, Federal Old-Age and Survivors Insurance Trust Fund  | 028            | X | 8006 | 031 | 874,932.57                        |
| Attorney Fees, Federal Disability Insurance Trust Fund   | 028            | X | 8007 | 001 | 21,431,929.86                     |
| Deposits of Fees, Inspection and Grading of Farm Products, Agricultural Marketing Service                                  | 012            | X | 8015 | 001 | 202,818,810.69                    |
| Forest Service Cooperative Fund  | 012            | X | 8028 | 001 | 88,313,106.98                     |
| Advances from State Cooperating Agencies and Foreign Governments, Federal Highway Administration                           | 069            | X | 8054 | 001 | 7,529,179.15                      |
| Contributions and Deposits, Bureau of Land Management  | 014            | X | 8069 | 001 | 23,066,199.10                     |
| Deposits, Reclamation Trust Funds  | 014            | X | 8070 | 001 | 327,648.01                        |
| Deposits of Fees, Inspection of Farm Products, Food Safety and Inspection Service  | 012            | X | 8137 | 001 | 17,726,191.46                     |
| Licensing and Insuring Fees, Motor Carrier Safety Operations and Programs, Transportation                                  | 069            | X | 8159 | 001 | 42,642,569.16                     |
| Deposits, Service Fees, Library of Congress  | 003            | X | 8208 | 001 | 250.00                            |
| Deposits of Miscellaneous Contributed Funds, Agricultural Research Service   | 012            | X | 8214 | 001 | 18,309,882.71                     |
| Deposits, Contributed Funds, United States Fish and Wildlife Service   | 014            | X | 8216 | 001 | 3,856,188.40                      |
| Deposits of Miscellaneous Contributed Funds, National Agricultural Statistics Service                                      | 012            | X | 8218 | 001 | 17,100.00                         |
| Deposits of Miscellaneous Contributed Funds, Animal and Plant Health Inspection Service                                    | 012            | X | 8226 | 001 | 8,785,166.89                      |
| Contributions for Highway Research Program   | 069            | X | 8264 | 001 | 454,760.00                        |
| Other Receipts, Armed Forces Retirement Home Trust Fund, Armed Forces Retirement Home                                      | 084            | X | 8522 | 004 | 15,205,191.92                     |
| Property Sales/Leases, Armed Forces Retirement Home Trust Fund, Armed Forces Retirement Home                               | 084            | X | 8522 | 006 | 3,005,123.17                      |
| Contributed Funds, Geological Survey, Interior   | 014            | X | 8562 | 001 | 655,172.75                        |
| Contributions and Advances, Rivers and Harbors, Corps of Engineers   | 096            | X | 8862 | 001 | 822,003,853.63                    |
| Total, Other   |                |   |      |     | 28,950,422,577.90                 |
| Total, Fees and Other Charges for Services and Special Benefits  |                |   |      |     | 171,204,860,451.91                |
| <b>Sale of Government Property</b>   |                |   |      |     |                                   |
| <b>Sale of Land and Other Real Property:</b>   |                |   |      |     |                                   |
| Real Property, General Services Administration   | 047            | F | 3840 | 000 | -2,100.00                         |
| Sale of Public Domain, Reclamation Fund, Interior  | 014            |   | 5000 | 029 | 395,720.00                        |
| Land and Water Conservation Fund, Surplus Property Sales, National Park Service  | 047            |   | 5005 | 002 | 28,538,307.35                     |
| Proceeds from Sale of Property, Judiciary Automation Fund, The Judiciary   | 010            | X | 5114 | 001 | 143,606,692.00                    |
| Receipts from Clark County, Nevada Land Sales, 15% Fund, Bureau of Land Management   | 014            | X | 5129 | 001 | 6,309,000.00                      |
| Land Acquisition Proceeds for Exchanges, Acquisition of Lands to Complete Land Exchanges, Forest Service, Agriculture      | 012            | X | 5216 | 001 | 4,525,550.00                      |
| Land Sales, South Nevada Public Land Management  | 014            | X | 5232 | 001 | 159,177,654.81                    |
| Other Receipts, Surplus Real and Related Personal Property, General Services Administration                                | 047            |   | 5254 | 002 | 33,793,410.43                     |
| Transfers of Surplus Real and Related Personal Property Receipts, General Services Administration                          | 047            |   | 5254 | 003 | -28,538,307.35                    |
| Federal Land Disposal Account, Bureau of Land Management   | 014            | X | 5260 | 001 | 780,863.04                        |
| Medical Care Collections Fund, Asset Sales, Veterans Affairs   | 036            | X | 5287 | 005 | 286,963.12                        |
| Asset Proceeds, Asset Proceeds and Space Management Fund, General Services Administration                                  | 047            |   | 5594 | 001 | 41,325,876.23                     |
| Sale of Real Property, U.S. Coast Guard Housing Special Fund, Coast Guard, Homeland Security                               | 070            |   | 5710 | 003 | 7,524,111.31                      |
| Sale of Public Land and Materials  | 014            |   | 5881 | 000 | 24,067,498.76                     |
| Total, Sale of Land and Other Real Property  |                |   |      |     | 421,791,239.70                    |
| <b>Military Assistance Program Sales (Trust Funds):</b>  |                |   |      |     |                                   |
| Deposits, Advances, Foreign Military Sales, Executive  | 011            | X | 8242 | 001 | 52,678,384,744.12                 |
| <b>Other:</b>  |                |   |      |     |                                   |
| Sale of Scrap and Salvage Materials, Defense   | 097            |   | 2651 | 000 | 10,191.08                         |
| Proceeds from Aircraft Sales, Facilities and Equipment, Airport and Airway Trust Fund, Federal Aviation Administration,    | 069            | X | 8107 | 001 | 8,146,175.40                      |
| Transportation   |                |   |      |     |                                   |
| Total, Other   |                |   |      |     | 8,156,366.48                      |
| Total, Sale of Government Property   |                |   |      |     | 53,108,332,350.30                 |
| <b>Realization Upon Loans and Investments</b>  |                |   |      |     |                                   |
| <b>Dollar Repayments of Loans, Agency for International Development:</b>   |                |   |      |     |                                   |
| United States Dollars Advanced from Foreign Governments for Technical Assistance, Agency for International Development     | 072            | X | 8502 | 001 | 1,432,891.10                      |
| <b>Negative Subsidies and Downward Reestimates (Credit Reform):</b>  |                |   |      |     |                                   |
| Consumer Operated and Oriented Plan Direct Loan Program, Downward Reestimates of Subsidies, Health and Human Services      | 075            |   | 2674 | 003 | 2,943,250.28                      |
| Biorefinery Assistance, Downward Reestimates of Subsidies  | 012            |   | 2675 | 003 | 9,473,885.69                      |
| Downward Reestimates, MENA Loan Guarantee Program  | 072            |   | 2676 | 003 | 484,252,745.81                    |
| Community Development Financial Institutions Fund, Negative Subsidies, Treasury  | 020            |   | 2677 | 001 | 7,374,213.05                      |
| Green Retrofit Program for Multifamily Housing, Downward Reestimates of Subsidies, Housing and Urban Development           | 086            |   | 2678 | 001 | 8,900,748.88                      |

## Receipts by Source Categories

| Classification  | Account Symbol |   |      |     | Receipt Offset<br>Against Outlays |
|---|----------------|---|------|-----|-----------------------------------|
|   | AID            | A | MAIN | SUB |                                   |
| <b>Proprietary Receipts from the Public - Continued</b>   |                |   |      |     |                                   |
| Title 17 Innovative Technology Loan Guarantees, Negative Subsidies, Energy  | 089            |   | 2679 | 001 | 15,016,570.15                     |
| Rural Microenterprise Investment, Downward Reestimate of Subsidies  | 012            |   | 2680 | 003 | 2,296,174.00                      |
| Water Infrastructure Finance and Innovation Downward Reestimate Receipt Account, Environmental Protection Agency                      | 068            |   | 2683 | 003 | 52,084,499.64                     |
| Native Hawaiian Housing Loan Guarantee Fund, Negative Subsidies, Public and Indian Housing, Housing and Urban Development             | 086            |   | 2684 | 000 | 17,040.72                         |
| Insurance of Debt Negative Subsidies, United States International Development Finance Corporation                                     | 077            |   | 2688 | 001 | 6,427,685.51                      |
| Loans, Downward Reestimates of Subsidy, United States International Development Finance Corporation                                   | 077            |   | 2689 | 003 | 392,534,368.51                    |
| Economic Stabilization, Negative Subsidies, Treasury  | 020            |   | 2691 | 001 | 997,300.11                        |
| Economic Stabilization, Downward Reestimates of Subsidies, Treasury   | 020            |   | 2691 | 003 | 37,999,693.90                     |
| Defense Production Act, Negative Subsidies, Defense   | 097            |   | 2692 | 001 | 24,772,200.00                     |
| Emergency Homeowners Relief Fund, Downward Reestimates  | 086            |   | 2694 | 003 | 2,543,144.12                      |
| Home Ownership Preservation Equity Fund, Downward Reestimates of Subsidies  | 086            |   | 2695 | 003 | 3,227,198.63                      |
| Agricultural Credit Insurance, Negative Subsidies   | 012            |   | 2701 | 001 | 222,753,127.67                    |
| Agricultural Credit Insurance, Downward Reestimates of the Subsidy  | 012            |   | 2701 | 003 | 207,481,443.00                    |
| Rural Electrification and Telephone Loans, Negative Subsidies   | 012            |   | 2702 | 001 | 226,825,209.55                    |
| Rural Electrification and Telephone Loans, Downward Reestimates of Subsidies  | 012            |   | 2702 | 003 | 396,382,334.54                    |
| Rural Water and Waste Disposal, Negative Subsidies  | 012            |   | 2703 | 001 | 6,568,891.09                      |
| Rural Water and Waste Disposal, Downward Reestimates of Subsidies   | 012            |   | 2703 | 003 | 69,169,858.06                     |
| Rural Community Facility, Negative Subsidies  | 012            |   | 2705 | 001 | 49,508,119.01                     |
| Rural Community and Facility, Downward Reestimates of Subsidies   | 012            |   | 2705 | 003 | 91,558,380.00                     |
| Rural Housing Insurance, Negative Subsidies   | 012            |   | 2706 | 001 | 63,512,348.43                     |
| Rural Housing Insurance, Downward Reestimates of the Subsidy  | 012            |   | 2706 | 003 | 590,378,656.12                    |
| Rural Business and Industry, Negative Subsidies, Agriculture  | 012            |   | 2707 | 001 | 23,922.99                         |
| Rural Business and Industry, Downward Reestimates of Subsidies, Agriculture   | 012            |   | 2707 | 003 | 30,615,814.12                     |
| P.L. 480, Downward Reestimates of Subsidies   | 012            |   | 2708 | 003 | 3,545,818.00                      |
| Rural Development Loan Fund, Downward Reestimates of Subsidies  | 012            |   | 2710 | 003 | 6,521,477.00                      |
| Rural Telephone Bank, Downward Reestimates of Subsidies   | 012            |   | 2711 | 004 | 61,183.00                         |
| Agricultural Credit Insurance Fund Guaranteed Loans Negative Subsidies, Consolidated Farm Service Agency                              | 012            |   | 2712 | 001 | 235,301,586.36                    |
| Agricultural Credit Insurance Fund Guaranteed Loan, Downward Reestimates of the Subsidy, Consolidated Farm Service Agency             | 012            |   | 2712 | 003 | 35,214,223.19                     |
| Rural Economic Development Loans, Downward Reestimates of Subsidies   | 012            |   | 2713 | 003 | 4,536,414.45                      |
| Fisheries Finance, National Oceanic Atmospheric Administration, Negative Subsidies  | 013            |   | 2717 | 001 | 1,166,294.63                      |
| Fisheries Finance, Downward Reestimates of Subsidies  | 013            |   | 2717 | 003 | 3,011,572.74                      |
| Federal Family Education Loan Program, Negative Subsidies   | 091            |   | 2718 | 001 | 13,647,235,004.00                 |
| Federal Family Education Loan Program, Downward Reestimates of Subsidies  | 091            |   | 2718 | 003 | 899,176,315.00                    |
| FHA-General and Special Risk Insurance, Negative Subsidies  | 086            |   | 2719 | 001 | 308,687,856.96                    |
| FHA-General and Special Risk Insurance, Re-Estimates  | 086            |   | 2719 | 003 | 1,620,597,934.41                  |
| Disaster Loan Program, Downward Reestimates of Subsidies  | 073            |   | 2721 | 003 | 482,027,722.00                    |
| Business Loan Program, Downward Reestimates of Subsidies  | 073            |   | 2722 | 003 | 4,468,811,406.00                  |
| Foreign Military Financing, Downward Reestimate of Subsidies  | 011            |   | 2724 | 003 | 218,959,402.21                    |
| Loan Guarantees to Israel, Downward Reestimates of Subsidies  | 072            |   | 2725 | 003 | 150,501,828.00                    |
| Export Import Bank Guaranteed Loans, Downward Reestimates   | 083            |   | 2727 | 003 | 429,415,532.00                    |
| Maritime (Title XI Loan Program, Downward Reestimates of Subsidies, Maritime Administration, Transportation                           | 069            |   | 2728 | 003 | 12,436,580.92                     |
| Indian Loan Guarantee, Downward Reestimates, Bureau of Indian Affairs   | 014            |   | 2729 | 003 | 21,476,742.00                     |
| Guaranty and Indemnity Direct Loan Finance, Downward Reestimates of Subsidies, Veterans Affairs                                       | 036            |   | 2733 | 003 | 565,389,641.31                    |
| College Housing and Academic Facilities Loan, Downward Reestimates of Subsidies, Education  | 091            |   | 2741 | 003 | 38,713,461.07                     |
| Indian Housing Loan Guarantee Receipt Account, Downward Reestimates of Subsidies  | 086            |   | 2743 | 003 | 68,062,286.43                     |
| Distance Learning and Telemedicine Program, Downward Reestimates, Rural Utilities Service   | 012            |   | 2746 | 003 | 9,898,510.00                      |
| Indian Direct Loan, Downward Reestimates of Subsidies, Bureau of Indian Affairs   | 014            |   | 2747 | 003 | 567,789.00                        |
| Rural Business Investment, Downward Reestimates of Subsidies, Rural Business-Cooperative Service, Agriculture                         | 012            |   | 2748 | 003 | 6,252.00                          |
| Native American Veterans Housing Loans, Negative Subsidies, Veterans Affairs  | 036            |   | 2751 | 001 | 1,578,034.22                      |
| Native American Veterans Housing Loans, Downward Reestimates, Veterans Affairs  | 036            |   | 2751 | 003 | 1,272,216.63                      |
| Apple Loan Program, Downward Reestimates of Subsidies   | 012            |   | 2754 | 003 | 14,109.00                         |
| Veterans Housing Benefit Loan Program, Negative Subsidies, Department of Veterans Affairs   | 036            |   | 2755 | 001 | 3,072,430.52                      |
| Farm Storage Facility Loans, Negative Subsidies   | 012            |   | 2756 | 001 | 5,018,429.86                      |
| Farm Storage Facility Loans, Downward Reestimates of Subsidies  | 012            |   | 2756 | 003 | 47,236,158.00                     |
| Commodity Credit Corporation Export Guarantee Financing, Downward Reestimates of Subsidies  | 012            |   | 2757 | 003 | 3,038,030.00                      |
| Health Center Guarantee Loan Program, Negative Subsidy  | 075            |   | 2758 | 003 | 339,009.66                        |
| Railroad Rehabilitation and Improvement Financing, Negative Subsidies, Office of the Secretary, Transportation                        | 069            |   | 2760 | 001 | 2,102,141.08                      |
| Downward Reestimates, Railroad Rehabilitation and Improvement Program, Office of the Secretary, Transportation                        | 069            |   | 2760 | 003 | 57,432,560.72                     |
| Family Housing Improvement Fund, Downward Reestimates of Subsidies, Defense   | 097            |   | 2761 | 003 | 90,623,029.02                     |
| Title VI Indian Loan Guaranteed Receipt Account, Downward Reestimates of Subsidies  | 086            |   | 2762 | 003 | 2,562,013.12                      |
| Community Development Financial Institutions Fund, Downward Re-Estimates of Subsidies   | 020            |   | 2763 | 003 | 4,903,538.18                      |
| Vocational Rehabilitation and Employment Direct Loan Financing, Downward Reestimates of Subsidies, Veterans Affairs                   | 036            |   | 2767 | 003 | 16,296.73                         |
| Transportation Infrastructure Finance and Innovation Program, Negative Subsidies, Office of the Secretary, Transportation             | 069            |   | 2768 | 001 | 52,146,359.72                     |
| Transportation Infrastructure Finance and Innovation Program, Downward Reestimates Subsidies, Office of the Secretary, Transportation | 069            |   | 2768 | 003 | 408,261,265.34                    |
| Community Development Loan Guarantees, Downward Reestimates of Subsidies  | 086            |   | 2773 | 003 | 921,247.75                        |
| Assistance to American Samoa, Direct Loan, Downward Reestimates of Subsidies, Office of Insular Affairs                               | 014            |   | 2774 | 003 | 201,270.85                        |
| Repatriation Loans, Downward Reestimates of Subsidies, State  | 019            |   | 2776 | 003 | 2,596,047.86                      |
| Federal Direct Student Loan Program, Negative Subsidies, Education  | 091            |   | 2781 | 001 | 321,980,031,285.00                |
| Federal Direct Loan Program, Downward Reestimates of Subsidies, Education   | 091            |   | 2781 | 003 | 10,049,156,091.00                 |
| Small Business Lending Fund Direct Loans, Downward Reestimates of Subsidies, Departmental Offices, Treasury                           | 020            |   | 2784 | 003 | 2,654,540.00                      |
| Rural Energy for America Program Downward Reestimates of Subsidies, Rural Development Administration, Agriculture                     | 012            |   | 2786 | 003 | 21,830,526.00                     |
| GSE Mortgage-Backed Securities Direct Loans, Downward Reestimates of Subsidies, Departmental Offices, Treasury                        | 020            |   | 2790 | 003 | 55,329,951.90                     |
| Troubled Asset Relief Program, Downward Reestimates of Subsidies, Departmental Offices, Treasury                                      | 020            |   | 2792 | 003 | 360,746.60                        |
| Commodity Credit Corporation Export Guarantees, Negative Subsidy  | 012            |   | 2793 | 001 | 9,239,169.71                      |
| Teach Grant Program, Negative Subsidies, Education  | 091            |   | 2794 | 001 | 51,589,402.00                     |
| Teach Grant Program, Downward Reestimates of Subsidies, Education   | 091            |   | 2794 | 003 | 11,407,400.00                     |
| DOE ATMV Direct Loans Downward Reestimate Account, Energy   | 089            |   | 2795 | 003 | 80,846,191.31                     |
| DOE Loan Guarantees (Section 1705 Recovery Act) Downward Reestimate Account, Energy   | 089            |   | 2796 | 003 | 126,248,357.86                    |
| DOE Loan Guarantees (Section 1703) Downward Reestimate Account, Energy  | 089            |   | 2797 | 003 | 98,176,904.54                     |
| Native Hawaiian Housing Loan Guarantees, Downward Reestimates of Subsidies  | 086            |   | 2799 | 003 | 438,028.57                        |
| Total, Negative Subsidies and Downward Reestimates (Credit Reform)  |                |   |      |     | 359,407,604,439.01                |
| <b>Repayment of Loans to United Kingdom:</b>  |                |   |      |     |                                   |
| Repayment of Loans and Credits to Foreign Nations, Treasury   | 020            |   | 2869 | 000 | 195,479.26                        |
| <b>Other:</b>   |                |   |      |     |                                   |
| Repayments on Miscellaneous Recoverable Costs, Not Otherwise Classified, Energy   | 089            |   | 2889 | 000 | 48,914,352.02                     |
| Proceeds, Grants for Emergency Mortgage Relief Derived from Emergency Homeowner's Relief Fund   | 086            |   | 2891 | 000 | 1,682,044.97                      |
| Proceeds, Air Carrier Equity Related Transactions, Treasury   | 020            |   | 2897 | 000 | 537,440,063.19                    |

## Receipts by Source Categories

| Classification  | Account Symbol |   |      |     | Receipt Offset<br>Against Outlays |
|---|----------------|---|------|-----|-----------------------------------|
|   | AID            | A | MAIN | SUB |                                   |
| <b>Proprietary Receipts from the Public - Continued</b>   |                |   |      |     |                                   |
| Repayments of Loans, Capital Contributions, Higher Educational Activities, Education                          | 091            |   | 2915 | 000 | 548,024,706.94                    |
| Proceeds from Non-Federal Securities Not Immediately Reinvested, National Archives Gift Fund                  | 088            | X | 8127 | 005 | 559,631.38                        |
| Total, Other  |                |   |      |     | 1,136,620,798.50                  |
| Total, Realization Upon Loans and Investments   |                |   |      |     | 360,545,853,607.87                |
| <b>Recoveries and Refunds</b>   |                |   |      |     |                                   |
| Recoveries for Government Property Lost or Damaged, Not Otherwise Classified Army, Navy, Air Force            | 017            |   | 3019 | 000 | 3,464,417.02                      |
| Recoveries for Government Property Lost or Damaged, Not Otherwise Classified, Army, Navy, Air Force           | 021            |   | 3019 | 000 | 22,192,100.35                     |
| Recoveries for Government Property Lost or Damaged, Not Otherwise Classified, Army, Navy, Air Force           | 057            |   | 3019 | 000 | 235,256.42                        |
| Recoveries Under the Foreign Military Sales Program, Army, Navy, Air Force, Defense                           | 017            |   | 3041 | 000 | 35,638,698.08                     |
| Recoveries Under the Foreign Military Sales Program, Army, Navy, Air Force, Defense                           | 021            |   | 3041 | 000 | 7,256,702.31                      |
| Recoveries Under the Foreign Military Sales Program, Army, Navy, Air Force, Defense                           | 057            |   | 3041 | 000 | 39,555,145.18                     |
| Recoveries Under the Foreign Military Sales Program, Army, Navy, Air Force, Defense                           | 097            |   | 3041 | 000 | 83,605,756.70                     |
| Recovery of Beneficiary Overpayments from the Supplemental Security Income Program, Health and Human Services | 028            |   | 3096 | 000 | 2,504,999,808.26                  |
| Federal Share of Child Support Collections, HHS, ACF  | 075            |   | 3107 | 000 | 540,831,233.96                    |
| Natural Resource Damage Assessment and Restoration Fund, U.S. Fish and Wildlife Service, Interior             | 014            | X | 5198 | 001 | 522,709,937.36                    |
| Receipts, Transportation Audit Contracts and Contract Administration, General Services Administration         | 047            |   | 5250 | 000 | -8,320,293.85                     |
| Medical Care Collections Fund, Veterans Affairs   | 036            | X | 5287 | 001 | 388,578,619.33                    |
| Medical Care Collections Enhanced-Use Lease Proceeds, Veterans Affairs  | 036            | X | 5287 | 010 | 904,192.10                        |
| Student Financial Assistance Debt Collection, Education   | 091            | X | 5557 | 001 | 2,721,444.62                      |
| Medicare Refunds, Federal Supplementary Medical Insurance Trust Fund  | 075            | X | 8004 | 045 | 5,956,060,856.00                  |
| Affordable Care Act Medicare Shared Savings Models, FSMI  | 075            | X | 8004 | 048 | 174,088,810.43                    |
| Affordable Care Act Medicare Shared Savings Models, HI  | 075            | X | 8005 | 008 | 66,299,968.98                     |
| Medicare Refunds, Federal Hospital Insurance Trust Fund   | 075            | X | 8005 | 053 | 13,216,372,131.00                 |
| Tax Refund, Offset Collections, Federal Old-Age Survivors Insurance Trust Fund                                | 028            | X | 8006 | 009 | -1,892.61                         |
| Other Proprietary Receipts, Federal Old-Age and Survivors Insurance Trust Fund                                | 028            | X | 8006 | 029 | 2,286,567.21                      |
| Tax Refund, Offset Collections, Federal Disability Insurance Trust Fund                                       | 028            | X | 8007 | 009 | -17,221.00                        |
| Recoveries, Hazardous Substance Superfund   | 068            | X | 8145 | 004 | 60,313,102.29                     |
| Future Clean Up Cost Settlements, Hazardous Substance Superfund Trust Fund                                    | 068            | X | 8145 | 006 | 178,051,721.02                    |
| Recoveries, Oil Spill Liability Trust Fund, Homeland Security   | 070            | X | 8185 | 004 | 80,428,541.57                     |
| Total, Recoveries and Refunds   |                |   |      |     | 23,878,255,602.73                 |
| <b>Gifts and Contributions</b>  |                |   |      |     |                                   |
| Contributions to "Conscience Fund"  | 020            |   | 1210 | 000 | 40,276.47                         |
| Contributions to "Conscience Fund"-FSM  | 020            |   | 1210 | 018 | 2,900.00                          |
| Contributions to "Conscience Fund"  | 021            |   | 1210 | 000 | -40.31                            |
| Contributions to the Conscience Fund  | 070            |   | 1210 | 000 | 256,054.24                        |
| Gifts to the United States, Not Otherwise Classified  | 010            |   | 1299 | 000 | 1,318.10                          |
| Gifts to the United States, Not Otherwise Classified-FSM  | 020            |   | 1299 | 018 | 1,649,655.71                      |
| Contributions, Oliver Wendell Holmes Devise Fund, Library of Congress   | 003            | X | 5075 | 001 | 3,174.54                          |
| Gifts to the United States to Reduce Debt Held by the Public, Bureau of the Fiscal Service, Treasury          | 020            | X | 5080 | 001 | 1,030,190.73                      |
| United States Capitol Police Memorial Fund, House of Representatives  | 002            | X | 5083 | 001 | 126,360.15                        |
| Gifts, Marine Mammal Unusual Mortality Event Fund, National Oceanic Atmospheric Administration                | 013            | X | 5283 | 001 | 1,250.00                          |
| Unclaimed Checkpoint Money, Transportation Security Administration, Homeland Security                         | 070            | X | 5390 | 001 | 956,253.38                        |
| Contributions, Public Defender Service for the District of Columbia   | 511            | X | 5722 | 001 | 2,005.00                          |
| Collections, Contributions to the Cooperative Threat Reduction Program, Defense                               | 097            |   | 5751 | 001 | 3,726,456.81                      |
| Donations and Collections, Department of Defense Korean War Commemoration Fund, Army                          | 021            | X | 5752 | 001 | -326.00                           |
| Contributions from Applicants, Renewable Energy Impact Assessments and Mitigation, Defense                    | 097            | X | 5753 | 001 | 205,000.00                        |
| Gifts, Federal Supplementary Medical Insurance Trust Fund   | 075            | X | 8004 | 042 | 125.78                            |
| Gifts, Federal Hospital Insurance Trust Fund  | 075            | X | 8005 | 042 | 125.72                            |
| Gifts, Federal Old-Age and Survivors Insurance Trust Fund   | 028            | X | 8006 | 042 | 45,108.10                         |
| Gifts, Federal Disability Insurance Trust Fund  | 028            | X | 8007 | 042 | 37,150.00                         |
| Contributions to Library of Congress Gift Fund  | 003            | X | 8031 | 001 | 22,016,335.95                     |
| Income from Donated Securities, Library of Congress Gift Fund, Library of Congress                            | 003            | X | 8031 | 021 | 161,434.01                        |
| Contributions, Library of Congress Trust Fund   | 003            | X | 8032 | 001 | 8,677,653.01                      |
| Donations to National Park Service  | 014            | X | 8037 | 001 | 75,578,619.74                     |
| Gifts and Donations, National Endowment for the Arts  | 417            | X | 8040 | 001 | 1,006,216.75                      |
| Gifts and Donations, National Endowment for the Humanities  | 418            | X | 8050 | 001 | 213,207.85                        |
| Contributions, Indian Health Facilities, Indian Health Services   | 075            | X | 8073 | 001 | 2,069,987.00                      |
| Gifts and Donations, National Council on Disability   | 413            | X | 8077 | 001 | 4,000.00                          |
| Grants and Donations, Institute of Museum and Library Services  | 474            | X | 8080 | 001 | 31,265.00                         |
| Donations, National Archives Gift Fund, National Archives and Records Administration                          | 088            | X | 8127 | 001 | 1,857,473.78                      |
| Department of Veterans Affairs Cemetery Gift Fund, Veterans Affairs   | 036            | X | 8129 | 001 | 408,899.81                        |
| Contributions, Department of Defense General Gift Fund Deposits, Defense                                      | 097            | X | 8163 | 001 | 103,131.38                        |
| Deposits, General Post Fund, National Homes, Veterans Affairs   | 036            | X | 8180 | 001 | 18,796,935.05                     |
| Deposits, Canal Zone Biological Area Fund   | 033            | X | 8190 | 001 | 369,868.52                        |
| Gifts and Bequests, Agriculture   | 012            | X | 8203 | 001 | 723,466.20                        |
| Gifts and Donations, African Development Foundation   | 166            | X | 8239 | 001 | 6,066,421.78                      |
| Gifts, Donations and Contributions, Inter-American Foundation   | 164            | X | 8243 | 001 | 502,190.70                        |
| Gifts and Contributions, Peace Corps  | 011            | X | 8245 | 001 | 150,693.89                        |
| Contributions to National Institutes of Health Unconditional Gift Fund, Health and Human Services             | 075            | X | 8248 | 001 | 2,196,494.43                      |
| Gifts and Donations, Centers for Disease Control  | 075            | X | 8250 | 001 | 12,046,439.71                     |
| Contributions to National Institutes of Health Conditional Gift Fund  | 075            | X | 8253 | 001 | 46,186,676.12                     |
| Contributions, Education  | 091            | X | 8258 | 001 | 381,000.00                        |
| Gifts and Donations, Commission for the Preservation of America's Heritage Abroad                             | 321            | X | 8268 | 001 | 12,784.03                         |
| Trust Fund, Barry Goldwater Scholarship and Excellence in Education Foundation                                | 313            | X | 8281 | 003 | 1,550.00                          |
| Gifts and Donations, James Madison Memorial Fellowship Trust Fund   | 381            | X | 8282 | 001 | 600.00                            |
| Gifts and Donations, Harry S. Truman Scholarship Foundation   | 372            | X | 8296 | 001 | 30,767.41                         |
| Gifts and Bequests, Justice Gift Fund   | 015            | X | 8305 | 001 | 681,098.09                        |
| Gifts, Crime Victims Fund   | 015            | X | 8306 | 001 | 367,215.05                        |
| Gifts and Donations, Bureau of Indian Affairs   | 014            | X | 8361 | 001 | 2,422,123.70                      |
| Gifts and Bequests, Departmental Management   | 013            | X | 8501 | 001 | 245,262.94                        |
| Gifts and Bequests, Maritime Administration   | 069            | X | 8503 | 001 | 900,517.09                        |
| Contributions to the Indian Health Service Gift Fund  | 075            | X | 8511 | 001 | 79,370.00                         |
| Gifts, Armed Forces Retirement Home Trust Fund, Armed Forces Retirement Home                                  | 084            | X | 8522 | 005 | 125,221.38                        |
| Contributions, American Battle Monuments Commission   | 074            | X | 8569 | 001 | 77,438.37                         |
| Gifts and Donations, Energy   | 089            | X | 8576 | 001 | 31,850.00                         |

## Receipts by Source Categories

| Classification   | Account Symbol |   |      |     | Receipt Offset<br>Against Outlays |
|--|----------------|---|------|-----|-----------------------------------|
|  | AID            | A | MAIN | SUB |                                   |
| <b>Proprietary Receipts from the Public - Continued</b>                        |                |   |      |     |                                   |
| Donations, Morris K. Udall and Stewart L. Udall Foundation                     | 487            | X | 8615 | 003 | 1,800,535.34                      |
| Deposits, Department of the Navy General Gift Fund                             | 017            | X | 8716 | 001 | 1,141,668.86                      |
| Contributions to United States Naval Academy General Gift Fund                 | 017            | X | 8733 | 001 | 23,228,036.44                     |
| Department of State Unconditional Gift Fund                                    | 019            | X | 8821 | 001 | 18,752,172.09                     |
| Conditional Gift Fund, General, State  | 019            | X | 8822 | 001 | 1,912,491.18                      |
| Gifts and Donations, Agency for International Development                      | 072            | X | 8824 | 001 | 65,178,992.78                     |
| Deposits, Patients' Benefit Fund, National Fund, National Institutes of Health | 075            | X | 8888 | 001 | 302,012.70                        |
| Deposits, Department of the Army General Gift Fund                             | 021            | X | 8927 | 001 | 34,994,321.13                     |
| Deposits, Department of the Air Force General Gift Fund                        | 057            | X | 8928 | 001 | 5,668,479.23                      |
| Donations to National Science Foundation                                       | 049            | X | 8960 | 001 | 27,743,102.37                     |
| Gifts and Contributions, Action  | 485            | X | 8981 | 001 | 9,682.07                          |
| Total, Gifts and Contributions   |                |   |      |     | 393,338,741.35                    |

### Miscellaneous Receipt Accounts

|   |     |  |      |     |                  |
|---|-----|--|------|-----|------------------|
| Net Gains on Transactions in Foreign Currencies, Treasury Securities, Treasury  | 020 |  | 1682 | 000 | 77,643,862.64    |
| GSE Fees Pursuant to P.L. 112-78 Sec. 401   | 020 |  | 2485 | 000 | 6,234,092,461.39 |
| Recoveries for Government Property Lost or Damaged, Not Otherwise Classified, Army, Navy, Air Force   | 097 |  | 3019 | 000 | 1,468.86         |
| Collections and Receivables from Cancelled Accounts   | 049 |  | 3200 | 000 | 717,684.35       |
| General Fund Proprietary Receipts, Defense Military, Not Otherwise Classified   | 017 |  | 3210 | 000 | 72,937,744.35    |
| General Fund Proprietary Receipts, Defense Military, Not Otherwise Classified   | 021 |  | 3210 | 000 | 164,726,760.24   |
| General Fund Proprietary Receipts, Defense Military, Not Otherwise Classified   | 057 |  | 3210 | 000 | 81,048,036.85    |
| General Fund Proprietary Receipts, Defense Military, Not Otherwise Classified   | 097 |  | 3210 | 000 | 79,298,279.70    |
| General Fund Proprietary Receipts, Not Otherwise Classified, All Other  | 000 |  | 3220 | 000 | 513,684.77       |
| General Fund Proprietary Receipts, Not Otherwise Classified, All Other  | 001 |  | 3220 | 000 | 257,272.20       |
| General Fund Proprietary Receipts, Not Otherwise Classified, All Other, U.S. Capitol Police Board   | 002 |  | 3220 | 000 | 269.41           |
| General Fund Proprietary Receipts, Not Otherwise Classified, All Other  | 003 |  | 3220 | 000 | -76,237.67       |
| General Fund Proprietary Receipts, Not Otherwise Classified, Medicaid and Chip Payment and Access Commission                                  | 009 |  | 3220 | 015 | 3,140.80         |
| General Fund Proprietary Receipts, Not Otherwise Classified, All Other  | 010 |  | 3220 | 000 | 902,490.26       |
| General Fund Proprietary Receipts, Not Otherwise Classified, All Other  | 011 |  | 3220 | 000 | 78,089.51        |
| General Fund Proprietary Receipts, Not Otherwise Classified, All Other  | 012 |  | 3220 | 000 | 19,959,420.23    |
| General Fund Proprietary Receipts, Not Otherwise Classified, All Other  | 013 |  | 3220 | 000 | 2,818,705.58     |
| General Fund Proprietary Receipts, Not Otherwise Classified, All Other  | 014 |  | 3220 | 000 | 189,562,804.06   |
| General Fund Proprietary Receipts, Not Otherwise Classified, All Other  | 015 |  | 3220 | 000 | 6,100,211.08     |
| General Fund Proprietary Receipts, Not Otherwise Classified, All Other, FBI, Justice  | 015 |  | 3220 | 002 | 14,648,259.19    |
| General Fund Proprietary Receipts, Not Otherwise Classified, All Other, General Administration, Justice                                       | 015 |  | 3220 | 003 | 251,058,547.33   |
| General Fund Proprietary Receipts, Not Otherwise Classified, All Other, ATF, Justice  | 015 |  | 3220 | 007 | 291,012.69       |
| General Fund Proprietary Receipts, Not Otherwise Classified, All Other, BOP, Justice  | 015 |  | 3220 | 010 | 1,608,130.34     |
| General Fund Proprietary Receipts, Not Otherwise Classified, All Other, DEA, Justice  | 015 |  | 3220 | 011 | 880,895.39       |
| General Fund Proprietary Receipts, Not Otherwise Classified, All Other, USMS, Justice   | 015 |  | 3220 | 018 | 4,370,319.70     |
| General Fund Proprietary Receipts, Not Otherwise Classified, All Other  | 016 |  | 3220 | 000 | 16,357,069.29    |
| General Fund Proprietary Receipts, Not Otherwise Classified, All Other  | 019 |  | 3220 | 000 | 7,495,896.61     |
| General Fund Proprietary Receipts, Not Otherwise Classified, All Other, Departmental Offices, Treasury  | 020 |  | 3220 | 001 | 5,554,739.23     |
| General Fund Proprietary Receipts, Not Otherwise Classified, All Other, Inspector General For Tax Administration, Treasury                    | 020 |  | 3220 | 004 | 396.00           |
| General Fund Proprietary Receipts, Not Otherwise Classified, All Other, Office of Inspector General, Treasury                                 | 020 |  | 3220 | 008 | 25.00            |
| General Fund Proprietary Receipts, Not Otherwise Classified, All Other, Internal Revenue Service, Treasury                                    | 020 |  | 3220 | 009 | 72,013.89        |
| General Fund Proprietary Receipts, Not Otherwise Classified, All Other, Alcohol and Tobacco Tax and Trade Bureau, Treasury                    | 020 |  | 3220 | 010 | 2,985.00         |
| General Fund Proprietary Receipts, Not Otherwise Classified, All Other, Bureau of the Fiscal Service, Treasury                                | 020 |  | 3220 | 012 | 131,167,010.75   |
| General Fund Proprietary Receipts, Not Otherwise Classified, All Other, United States Mint, Treasury  | 020 |  | 3220 | 016 | 205.00           |
| General Fund Proprietary Receipts, Not Otherwise Classified, All Other, Fiscal Service Miscellaneous, Treasury                                | 020 |  | 3220 | 018 | 27,137,814.59    |
| General Fund Proprietary Receipts, Not Otherwise Classified, All Other, Internal Revenue Service/Revenue, Treasury                            | 020 |  | 3220 | 019 | 566,524,713.32   |
| General Fund Proprietary Receipts, Not Otherwise Classified, All Other  | 024 |  | 3220 | 000 | 5,200,948.27     |
| General Fund Proprietary Receipts, Not Otherwise Classified, All Other  | 025 |  | 3220 | 000 | 2,331.38         |
| General Fund Proprietary Receipts, Not Otherwise Classified, All Other  | 027 |  | 3220 | 000 | 9,627,605.69     |
| General Fund Proprietary Receipts, Not Otherwise Classified, All Other, Social Security Administration  | 028 |  | 3220 | 000 | 26,386.77        |
| General Fund Proprietary Receipts, Not Otherwise Classified, All Other  | 029 |  | 3220 | 000 | 4,441,826.95     |
| General Fund Proprietary Receipts, Not Otherwise Classified, All Other  | 031 |  | 3220 | 000 | 37,853.31        |
| General Fund Proprietary Receipts, Not Otherwise Classified, All Other  | 034 |  | 3220 | 000 | 200.00           |
| General Fund Proprietary Receipts, Not Otherwise Classified, All Other  | 036 |  | 3220 | 000 | 37,400,182.98    |
| General Fund Proprietary Receipts, Not Otherwise Classified, All Other  | 045 |  | 3220 | 000 | 57,812.68        |
| General Fund Proprietary Receipts, Not Otherwise Classified, All Other  | 047 |  | 3220 | 000 | 18,733,299.17    |
| General Fund Proprietary Receipts, Not Otherwise Classified, All Other  | 049 |  | 3220 | 000 | 3,024,420.45     |
| General Fund Proprietary Receipts, Not Otherwise Classified, All Other  | 050 |  | 3220 | 000 | 2,753.17         |
| General Fund Proprietary Receipts, Not Otherwise Classified, All Other  | 061 |  | 3220 | 000 | 28,215.64        |
| General Fund Proprietary Receipts, Not Otherwise Classified, All Other  | 065 |  | 3220 | 000 | 426,043.99       |
| General Fund Proprietary Receipts, Not Otherwise Classified, All Other  | 068 |  | 3220 | 000 | 452,795.96       |
| General Fund Proprietary Receipts, Not Otherwise Classified, All Other  | 069 |  | 3220 | 000 | 392,498,963.45   |
| General Fund Proprietary Receipts, Not Otherwise Classified, All Other  | 070 |  | 3220 | 000 | 29,110,655.04    |
| General Fund Proprietary Receipts, Not Otherwise Classified   | 072 |  | 3220 | 000 | 20,516,731.42    |
| General Fund Proprietary Receipts, Not Otherwise Classified, All Other  | 073 |  | 3220 | 000 | 18,739.00        |
| General Fund Proprietary Receipts, Not Otherwise Classified, All Other  | 074 |  | 3220 | 000 | 13,372.45        |
| General Fund Proprietary Receipts, Not Otherwise Classified, All Other  | 075 |  | 3220 | 000 | 3,855.53         |
| General Fund Proprietary Receipts, Not Otherwise Classified, All Other, Office of the Secretary, Health and Human Services                    | 075 |  | 3220 | 001 | 111,404,212.80   |
| General Fund Proprietary Receipts, Not Otherwise Classified, All Other, Centers for Medicare and Medicaid Services, Health and Human Services | 075 |  | 3220 | 005 | 270,032,781.32   |
| General Fund Proprietary Receipts, Not Otherwise Classified, All Other, Food & Drug Administration, Health and Human Services                 | 075 |  | 3220 | 006 | 3,586,149.05     |
| General Fund Proprietary Receipts, Not Otherwise Classified, All Other, National Institutes of Health, Health and Human Services              | 075 |  | 3220 | 008 | 2,711,002.16     |
| General Fund Proprietary Receipts, Not Otherwise Classified, All Other, Centers for Disease Control, Health and Human Service                 | 075 |  | 3220 | 009 | 2,215,067.88     |
| General Fund Proprietary Receipts, Not Otherwise Classified, All Other, Indian Health Service, Health and Human Services                      | 075 |  | 3220 | 010 | 2,755,415.55     |
| General Fund Proprietary Receipts, Not Otherwise Classified, All Other  | 080 |  | 3220 | 000 | 3,801,005.38     |
| General Fund Proprietary Receipts, Not Otherwise Classified, All Other  | 083 |  | 3220 | 000 | 685.00           |
| General Fund Proprietary Receipts, Not Otherwise Classified, All Other  | 086 |  | 3220 | 000 | 2,326,437.39     |
| General Fund Proprietary Receipts, Not Otherwise Classified   | 088 |  | 3220 | 000 | 9,610.01         |
| General Fund Proprietary Receipts, Not Otherwise Classified, All Other  | 089 |  | 3220 | 000 | 59,530,170.94    |
| General Fund Proprietary Receipts, Not Otherwise Classified, All Other  | 091 |  | 3220 | 000 | 58,423,608.76    |
| General Fund Proprietary Receipts, Not Otherwise Classified, All Other  | 093 |  | 3220 | 000 | 200.00           |
| General Fund Proprietary Receipts, Not Otherwise Classified, All Other  | 096 |  | 3220 | 000 | 126,482,413.82   |
| General Fund Proprietary Receipts, Not Otherwise Classified, African Development Foundation   | 166 |  | 3220 | 093 | 26,833.80        |
| General Fund Proprietary Receipts, Not Otherwise Classified, All Other, United States Commission on International Religious                   | 295 |  | 3220 | 095 | 800.00           |

## Receipts by Source Categories

| Classification | Account Symbol |   |      |     | Receipt Offset<br>Against Outlays |
|----------------|----------------|---|------|-----|-----------------------------------|
|                | AID            | A | MAIN | SUB |                                   |

### Proprietary Receipts from the Public - Continued

|  |     |   |      |     |                   |
|--|-----|---|------|-----|-------------------|
| <b>Freedom</b>   |     |   |      |     |                   |
| General Fund Proprietary Receipts, Not Otherwise Classified, All Other, Commodity Futures Trading Commission               | 339 |   | 3220 | 140 | 5,993.93          |
| General Fund Proprietary Receipts, Not Otherwise Classified, All Other, Defense Nuclear Facilities Safety Board            | 347 |   | 3220 | 046 | 230.00            |
| General Fund Proprietary Receipts, Not Otherwise Classified, All Other, District of Columbia                               | 349 |   | 3220 | 069 | 11,543.55         |
| General Fund Proprietary Receipts, Not Otherwise Classified, All Other   | 352 |   | 3220 | 001 | 6,500.00          |
| General Fund Proprietary Receipts, Not Otherwise Classified, All Other, Federal Election Commission                        | 360 |   | 3220 | 160 | 65,519.77         |
| General Fund Proprietary Receipts, Not Otherwise Classified, All Other, Federal Mine Safety and Health Review Commission   | 368 |   | 3220 | 028 | 322.50            |
| General Fund Proprietary Receipts, Not Otherwise Classified, All Other, James Madison Memorial Fellowship Foundation       | 381 |   | 3220 | 002 | 429.53            |
| General Fund Proprietary Receipts, Not Otherwise Classified, All Other   | 389 |   | 3220 | 000 | 44.62             |
| General Fund Proprietary Receipts, Not Otherwise Classified, All Other   | 420 |   | 3220 | 000 | 317,081.69        |
| General Fund Proprietary Receipts, Not Otherwise Classified, All Other, National Transportation Safety Board               | 424 |   | 3220 | 003 | 47.93             |
| General Fund Proprietary Receipts, Not Otherwise Classified, All Other, Occupational Safety and Health Review Commission   | 432 |   | 3220 | 021 | 727.95            |
| General Fund Proprietary Receipts, Not Otherwise Classified, All Other, Surface Transportation Board                       | 472 |   | 3220 | 089 | 5,209.42          |
| General Fund Proprietary Receipts, Not Otherwise Classified, All Other, Institute for Museum and Library Services          | 474 |   | 3220 | 003 | 4,950.00          |
| General Fund Proprietary Receipts, Not Otherwise Classified, All Other, Corporation for National and Community Service     | 485 |   | 3220 | 055 | 720,909.38        |
| General Fund Proprietary Receipts, Not Otherwise Classified, All Other, Chemical Safety and Hazard Investigation Board     | 510 |   | 3220 | 064 | 75.00             |
| General Fund Proprietary Receipts, Not Otherwise Classified, All Other, Public Defender Service, District of Columbia      | 511 |   | 3220 | 070 | 658.00            |
| General Fund Proprietary Receipts, Not Otherwise Classified, All Other, United States Agency for Global Media              | 514 |   | 3220 | 068 | 12,596.68         |
| General Fund Proprietary Receipts, Not Otherwise Classified, All Other, Millennium Challenge Corporation                   | 524 |   | 3220 | 077 | 100,262.69        |
| General Fund Proprietary Receipts, Not Otherwise Classified, All Other, FOIA Fees, Bureau of Consumer Financial Protection | 581 |   | 3220 | 085 | 3,076.77          |
| Cellulosic Biofuel Waiver Credits, Renewal Fuel Program, Environmental Protection Agency                                   | 068 |   | 3229 | 000 | 4,065,167.92      |
| Other, Reclamation Fund, Interior  | 014 |   | 5000 | 028 | 156,971,185.84    |
| Recreation Enhancement Fee Program, Bureau of Reclamation  | 014 | X | 5109 | 001 | 1,217,819.34      |
| Sale and Rent of Real Property, International Center, Washington, D.C., State  | 019 | X | 5151 | 001 | 6,985,347.26      |
| National Forests Fund, Roads and Trails for States   | 012 | X | 5203 | 001 | 20,170,696.14     |
| Return of Principal from Private Sector Investments, Tribal Special Fund, Bureau of Trust Funds Administration, Interior   | 014 | X | 5265 | 004 | 390,100,099.72    |
| Lease of Land and Buildings, National Cemetery Administration Facilities Operation Fund, Veterans Affairs                  | 036 | X | 5392 | 001 | 265,141.33        |
| Reclamation Water Settlements Fund, Bureau of Reclamation, Interior  | 014 | X | 5593 | 001 | 120,000,000.00    |
| Earnings on Investments, Bureau of Reclamation, Interior   | 014 | X | 5593 | 002 | 20,905,037.02     |
| Water Storage Enhancement Receipts, Bureau of Reclamation, Interior  | 014 |   | 5704 | 001 | -2,629,126.07     |
| Capitol Trust Account, Architect of the Capitol  | 001 | X | 5760 | 001 | 54,033.46         |
| Return of Principal from Private Sector Investments, Tribal Trust Fund, Bureau of Trust Funds Administration, Interior     | 014 | X | 8030 | 004 | 970,953,139.59    |
| Miscellaneous Sales of Assets, Tribal Trust Fund, Bureau of Trust Funds Administration, Interior                           | 014 | X | 8030 | 005 | 295,943,921.29    |
| Affordable Housing Allocations, Capital Magnet Fund, Departmental Offices, Treasury  | 020 | X | 8524 | 004 | 190,778,845.27    |
| Affordable Housing Allocation, Housing Trust Fund, Housing and Urban Development   | 086 | X | 8560 | 001 | 354,303,569.79    |
| Total, Miscellaneous Receipt Accounts  |     |   |      |     | 11,654,028,415.40 |

### Receipt Clearing Accounts

|  |     |   |      |     |                   |
|--|-----|---|------|-----|-------------------|
| Collections and/or Payments Default, the Judiciary   | 010 | F | 3500 | 000 | -800.00           |
| Collections and/or Payments Default, Justice   | 015 | F | 3500 | 000 | 2,644.11          |
| Deposits of Litigations, Internal Revenue Service, Treasury                                      | 020 | F | 3844 | 000 | -161,947,038.19   |
| Proceeds of Sales, Personal Property (Suspense), Peace Corps                                     | 011 | F | 3845 | 044 | -535,586.04       |
| Proceeds of Sales, Personal Property, Soil Conservation Service                                  | 012 | F | 3845 | 010 | 3,049,054.50      |
| Proceeds of Sales, Personal Property, Forest Service   | 012 | F | 3845 | 011 | 13,092.08         |
| Proceeds of Sales, Personal Property, Agricultural Research Service                              | 012 | F | 3845 | 014 | -635,584.78       |
| Proceeds of Sales, Personal Property, Animal and Plant Health Inspection Service                 | 012 | F | 3845 | 016 | -430,501.96       |
| Proceeds of Sales, Personal Property, Agricultural Marketing Services, Agriculture               | 012 | F | 3845 | 025 | -19,870.98        |
| Proceeds of Sales, Personal Property, Foreign Agricultural Service                               | 012 | F | 3845 | 029 | -42,744.34        |
| Proceeds of Sales, Personal Property, International Trade Administration                         | 013 | F | 3845 | 012 | -11,880.83        |
| Proceeds of Sales, Personal Property, National Oceanic and Atmospheric Administration            | 013 | F | 3845 | 014 | 203,584.96        |
| Proceeds of Sales, Personal Property, Geological Survey  | 014 | F | 3845 | 008 | -78,997.21        |
| Proceeds of Sales, Personal Property, United States Fish and Wildlife Service                    | 014 | F | 3845 | 016 | -2,909,008.37     |
| Proceeds of Sales, Personal Property, Office of Surface Mining Reclamation and Enforcement       | 014 | F | 3845 | 018 | -235,008.00       |
| Proceeds of Sales, Personal Property, Federal Bureau of Investigation                            | 015 | F | 3845 | 002 | 45,808.81         |
| Proceeds of Sales, Personal Property, Drug Enforcement Administration                            | 015 | F | 3845 | 011 | -151,897.16       |
| Proceeds of Sales, Personal Property (Suspense), State   | 019 | F | 3845 | 000 | -142,625.40       |
| Proceeds of Sales, Personal Property, Internal Revenue Service                                   | 020 | F | 3845 | 009 | 2,370.89          |
| Proceeds of Sales, Personal Property, Smithsonian Institution                                    | 033 | F | 3845 | 001 | -193,340.84       |
| Proceeds of Sales, Personal Property (Suspense), Veterans Affairs                                | 036 | F | 3845 | 000 | -879,146.70       |
| Proceeds of Sales, Personal Property, General Services Administration                            | 047 | F | 3845 | 000 | 7,219,116.35      |
| Proceeds of Sales, Personal Property   | 070 | F | 3845 | 005 | -7,067,608.64     |
| Proceeds of Sales, Personal Property   | 070 | F | 3845 | 007 | 41,778.20         |
| Proceeds of Sales, Personal Property   | 070 | F | 3845 | 019 | -19,838.65        |
| Proceeds of Sales, Personal Property (Suspense), Agency for International Development            | 072 | F | 3845 | 000 | -268,141.15       |
| Proceeds of Sale, Personal Property, United States Agency for Global Media                       | 514 | F | 3845 | 068 | -42,091.42        |
| Budget Clearing Account (Suspense), House of Representatives, Sergeant at Arms                   | 000 | F | 3875 | 008 | 12,969.65         |
| Budget Clearing Account (Suspense), Library of Congress  | 003 | F | 3875 | 000 | 686,581.44        |
| Budget Clearing Account (Suspense), United States Courts   | 010 | F | 3875 | 002 | 5,054,952.01      |
| Budget Clearing Account (Suspense), Executive Operations   | 012 | F | 3875 | 004 | -3,330,214.07     |
| Budget Clearing Account (Suspense), Forest Service   | 012 | F | 3875 | 011 | 10,713,324.30     |
| Budget Clearing Account (Suspense), Cooperative State Research, Education, and Extension Service | 012 | F | 3875 | 015 | 2,351,343.59      |
| Budget Clearing Account (Suspense), Animal and Plant Health Inspection Service                   | 012 | F | 3875 | 016 | -242,521.67       |
| Budget Clearing Account (Suspense), Agricultural Marketing Service                               | 012 | F | 3875 | 025 | -160,760.31       |
| Budget Clearing Account (Suspense), Farm Production and Conservation Programs                    | 012 | F | 3875 | 026 | -13.00            |
| Budget Clearing Account (Suspense), Food and Nutrition Service                                   | 012 | F | 3875 | 035 | -4,372.07         |
| Budget Clearing Account (Suspense), Commodity Credit Corporation                                 | 012 | F | 3875 | 036 | 45,202.90         |
| Budget Clearing Account (Suspense), Food Safety and Inspection Service                           | 012 | F | 3875 | 037 | -154,023.62       |
| Budget Clearing Account (Suspense), Central Voucher Payment Center                               | 012 | F | 3875 | 040 | 3,016,887.06      |
| Budget Clearing Account (Suspense), Bureau of the Census   | 013 | F | 3875 | 004 | -157,760.00       |
| Budget Clearing Account (Suspense), National Oceanic and Atmospheric Administration              | 013 | F | 3875 | 014 | -11,758,524.70    |
| Budget Clearing Account (Suspense), Federal Bureau of Investigation                              | 015 | F | 3875 | 002 | -100,000.00       |
| Budget Clearing Account (Suspense), Navy   | 017 | F | 3875 | 001 | -3,697,423.09     |
| Budget Clearing Account (Suspense), Navy (Special)   | 017 | F | 3875 | 004 | 11,708,119.11     |
| Budget Clearing Account (Suspense), State  | 019 | F | 3875 | 000 | -828,719.24       |
| Budget Clearing Account (Suspense), for CAPPs Only, Office of Finance                            | 019 | F | 3875 | 003 | -2,666,519.83     |
| Budget Clearing Account (Suspense), Internal Revenue Service                                     | 020 | F | 3875 | 009 | 8.00              |
| Budget Clearing Account (Suspense), Bureau of the Fiscal Service, Treasury                       | 020 | F | 3875 | 012 | -0.20             |
| Budget Clearing Account (Suspense), Bureau of the Fiscal Service                                 | 020 | F | 3875 | 017 | -1,985,084,077.02 |
| Budget Clearing Account (Suspense), Army   | 021 | F | 3875 | 001 | 24,135,626.94     |



## Receipts by Source Categories

| Classification   | Account Symbol |   |      |     | Receipt Offset<br>Against Outlays |
|--|----------------|---|------|-----|-----------------------------------|
|  | AID            | A | MAIN | SUB |                                   |
| <b>Proprietary Receipts from the Public - Continued</b>  |                |   |      |     |                                   |
| Budget Clearing Account (Suspense), Veterans Affairs   | 036            | F | 3875 | 000 | 38,970,629.03                     |
| Budget Clearing Account (Suspense), General Services Administration  | 047            | F | 3875 | 000 | 13,097.29                         |
| Budget Clearing Account (Suspense), Securities and Exchange Commission   | 050            | F | 3875 | 000 | 1,023,461.39                      |
| Budget Clearing Account (Suspense), Air Force  | 057            | F | 3875 | 001 | -2,113,166.97                     |
| Budget Clearing Account (Suspense), Environmental Protection Agency  | 068            | F | 3875 | 000 | -10,122,677.28                    |
| Budget Clearing Account (Suspense)   | 070            | F | 3875 | 001 | 97,426.57                         |
| Budget Clearing Account (Suspense)   | 070            | F | 3875 | 006 | -44,159,658.73                    |
| Budget Clearing Account (Suspense)   | 070            | F | 3875 | 011 | -7,191,816.81                     |
| Budget Clearing Account (Suspense)   | 070            | F | 3875 | 019 | -26,816.04                        |
| Budget Clearing Account (Suspense)   | 070            | F | 3875 | 023 | -407,650.45                       |
| Budget Clearing Account (Suspense), Small Business Administration  | 073            | F | 3875 | 000 | 16,404,872.88                     |
| Budget Clearing Account (Suspense), Departmental Management  | 075            | F | 3875 | 001 | 4,663,664.86                      |
| Budget Clearing Account (Suspense), Food and Drug Administration   | 075            | F | 3875 | 006 | -18,317,483.05                    |
| Budget Clearing Account (Suspense), Program Support Center (DPM)   | 075            | F | 3875 | 007 | -241,940,444.23                   |
| Budget Clearing Account (Suspense), National Institutes of Health  | 075            | F | 3875 | 008 | -1,635,997.26                     |
| Budget Clearing Account (Suspense), Indian Health Services, Health and Human Services  | 075            | F | 3875 | 010 | 14,679,436.61                     |
| Budget Clearing Account (Suspense), Cash Control and Reconciliation Division   | 086            | F | 3875 | 000 | -32,448.44                        |
| Budget Clearing Account (Suspense), Cash Control and Reconciliation Division   | 086            | F | 3875 | 001 | 8,412.18                          |
| Budget Clearing Account (Suspense), Energy   | 089            | F | 3875 | 000 | -5,556,438.07                     |
| Budget Clearing Account (Suspense), Education  | 091            | F | 3875 | 000 | 388,304,856.53                    |
| Budget Clearing Account (Suspense), Defense  | 097            | F | 3875 | 001 | 61,258,740.14                     |
| Unavailable Check Cancellations and Overpayments (Suspense), Food and Nutrition Service  | 012            | F | 3880 | 035 | 4,688.16                          |
| Unavailable Check Cancellations and Overpayments (Suspense), National Oceanic and Atmospheric Administration, Commerce                         | 013            | F | 3880 | 014 | -855,619.11                       |
| Unavailable Check Cancellations and Overpayments (Suspense), Economic Development Administration, Commerce                                     | 013            | F | 3880 | 020 | -2,168,282.25                     |
| Unavailable Check Cancellations and Overpayments (Suspense), Navy  | 017            | F | 3880 | 000 | 1,611,202.77                      |
| Unavailable Check Cancellations and Overpayments (Suspense), for CAPPs Only, Office of Finance, State  | 019            | F | 3880 | 003 | -6,403.04                         |
| Unavailable Check Cancellations and Overpayments (Suspense), Bangkok, Thailand   | 019            | F | 3880 | 068 | 122.36                            |
| Unavailable Check Cancellations and Overpayments (Suspense), Charleston, SC  | 019            | F | 3880 | 069 | -85,064.05                        |
| Unavailable Check Cancellations and Overpayments (Suspense), Army  | 021            | F | 3880 | 000 | -206,877.15                       |
| Unavailable Check Cancellations and Overpayments (Suspense), Air Force   | 057            | F | 3880 | 000 | 1,387,526.80                      |
| Unavailable Check Cancellations and Overpayments (Suspense), Federal Aviation Administration   | 069            | F | 3880 | 013 | 19,248.45                         |
| Unavailable Check Cancellations and Overpayments (Suspense), Secretary of Defense  | 097            | F | 3880 | 000 | -43,222.37                        |
| Debt Collection Collections  | 020            | F | 3887 | 001 | 8,390,757.10                      |
| Total, Receipt Clearing Accounts   |                |   |      |     | -1,913,526,096.76                 |
| Total, Proprietary Receipts from the Public  |                |   |      |     | 680,416,489,807.51                |
| <b>Intrabudgetary Receipts Deducted by Agency</b>  |                |   |      |     |                                   |
| <b>Intrafund Transactions</b>  |                |   |      |     |                                   |
| <b>Intrafund Transactions</b>  |                |   |      |     |                                   |
| <b>Interest from the Federal Financing Bank:</b>   |                |   |      |     |                                   |
| Interest on Loans to Federal Financing Bank, Treasury  | 020            |   | 1418 | 000 | 3,518,273,472.12                  |
| <b>Interest on Government Capital in Enterprises:</b>  |                |   |      |     |                                   |
| Interest on Loans from the Presidio Trust  | 020            |   | 1338 | 000 | 3,768,265.82                      |
| Interest on Loans and Federal Investment, Bonneville Power Administration Fund, Energy   | 020            |   | 1351 | 000 | 293,409,451.10                    |
| Interest on Loans to Western Area Power Administration, Energy   | 020            |   | 1360 | 000 | 2,310,946.34                      |
| Interest on Loans to Commodity Credit Corporation  | 020            |   | 1401 | 000 | 568,070,050.91                    |
| Interest on Advances to Colorado River Dam Fund, Boulder Canyon Project  | 014            |   | 1427 | 000 | 334,471.10                        |
| Interest on Loans to National Flood Insurance Fund, Federal Emergency Management Agency  | 020            |   | 1433 | 000 | 466,812,500.00                    |
| Total, Interest on Government Capital in Enterprises   |                |   |      |     | 1,334,705,685.27                  |
| <b>Interest Received by Retirement and Health Benefits Funds:</b>  |                |   |      |     |                                   |
| Earnings on Investments, Postal Service Contributions for Retiree Health, Office of Personnel Management                                       | 024            | X | 5391 | 002 | 791,008,079.42                    |
| Earnings on Investments, DOD Medicare-Eligible Retiree Health Care Fund  | 097            | X | 5472 | 002 | 17,740,527,868.22                 |
| Earnings on Investments, DC Federal Pension Fund   | 020            | X | 5511 | 002 | 91,942,277.62                     |
| Total, Interest Received by Retirement and Health Benefits Funds   |                |   |      |     | 18,623,478,225.26                 |
| Total, Intrafund Transactions  |                |   |      |     | 23,476,457,382.65                 |
| <b>General Fund Payments to Retirement and Health Benefits Funds</b>   |                |   |      |     |                                   |
| <b>DOD Retiree Health Care Fund:</b>   |                |   |      |     |                                   |
| Federal Contributions, DOD Medicare-Eligible Retiree Health Care Fund  | 097            | X | 5472 | 003 | 9,981,000,000.00                  |
| <b>Miscellaneous Federal Retirement Funds:</b>   |                |   |      |     |                                   |
| Federal Contribution, DC Federal Pension Fund  | 020            | X | 5511 | 001 | 608,700,000.00                    |
| <b>Payments to Railroad Retirement:</b>  |                |   |      |     |                                   |
| Receipts from Federal Old-Age and Survivors Insurance (OASI) Trust Fund, Social Security Equivalent Benefit Account, Railroad Retirement Board | 060            | X | 8010 | 031 | 5,576,469,000.00                  |
| Receipts from Disability Insurance (DI) Trust Fund, Social Security Equivalent Benefit Account, Railroad Retirement Board                      | 060            | X | 8010 | 032 | 59,745,000.00                     |
| Payment from the National Railroad Retirement Investment Trust, Rail Industry Pension Fund, Railroad Retirement Board                          | 060            | X | 8011 | 016 | 1,415,000,000.00                  |
| Total, Payments to Railroad Retirement   |                |   |      |     | 7,051,214,000.00                  |
| <b>Other:</b>  |                |   |      |     |                                   |
| Interest on Advances to Small Business Administration  | 073            |   | 1428 | 000 | 251,050.88                        |
| Recoveries from Federal Agencies for Settlement of Claims for Contract Disputes  | 020            |   | 3101 | 000 | 147,829,129.93                    |
| Recoveries from Federal Agencies Resulting from Reductions in the Civilian Salaries of Military Retirees, Federal Funds                        | 097            |   | 3102 | 001 | 82.96                             |
| Reimbursements from Federal Agencies for Payments Made as a Result of Discriminatory Conduct   | 020            |   | 3112 | 000 | 13,528,779.20                     |
| Collections of Receivables from Cancelled Accounts   | 001            |   | 3200 | 000 | 1,136.22                          |
| Collections of Receivables from Cancelled Accounts, Library of Congress  | 003            |   | 3200 | 000 | -175.58                           |
| Collections of Receivables from Cancelled Accounts, Government Accountability Office   | 005            |   | 3200 | 000 | 18,425.00                         |
| Collections of Receivables from Canceled Accounts, U.S. Courts, The Judiciary  | 010            |   | 3200 | 002 | 1,444.56                          |
| Collections of Receivables from Cancelled Accounts   | 011            |   | 3200 | 000 | 26,514.96                         |
| Collections of Receivables from Cancelled Accounts, Agriculture  | 012            |   | 3200 | 000 | 1,083,870.08                      |

## Receipts by Source Categories

| Classification | Account Symbol |   |      |     | Receipt Offset<br>Against Outlays |
|----------------|----------------|---|------|-----|-----------------------------------|
|                | AID            | A | MAIN | SUB |                                   |

### Intrabudgetary Receipts Deducted by Agency - Continued

|  |     |   |      |     |                  |
|--|-----|---|------|-----|------------------|
| Collections of Receivables from Cancelled Accounts   | 013 |   | 3200 | 000 | 312,139.52       |
| Collections of Receivables from Cancelled Accounts, Interior   | 014 |   | 3200 | 000 | 5,643.06         |
| Collections of Receivables from Cancelled Accounts   | 015 |   | 3200 | 000 | 156,481.18       |
| Collections of Receivables from Cancelled Accounts, FBI, Justice   | 015 |   | 3200 | 002 | 59,210.11        |
| Collections of Receivables from Cancelled Accounts, OJP, Justice   | 015 |   | 3200 | 004 | 872.10           |
| Collections of Receivables from Cancelled Accounts, BOP, Justice   | 015 |   | 3200 | 010 | 999.87           |
| Collections of Receivables from Cancelled Accounts, DEA, Justice   | 015 |   | 3200 | 011 | 84,178.79        |
| Collections of Receivables from Cancelled Accounts, Labor  | 016 |   | 3200 | 000 | 3,030,587.42     |
| Collections of Receivables from Cancelled Accounts   | 017 |   | 3200 | 000 | 68,162,037.12    |
| Collections of Receivables from Cancelled Accounts, State  | 019 |   | 3200 | 000 | 17,682,288.54    |
| Collections of Receivables from Cancelled Accounts, Internal Revenue Service, Treasury                                     | 020 |   | 3200 | 009 | 211,418.70       |
| Collections of Receivables from Cancelled Accounts, Bureau of the Fiscal Service, Treasury                                 | 020 |   | 3200 | 012 | 243.71           |
| Collections of Receivables from Cancelled Accounts, Community Development Financial Institution, Treasury                  | 020 |   | 3200 | 028 | 59,100.52        |
| Collections of Receivables from Cancelled Accounts   | 021 |   | 3200 | 000 | 45,838,813.32    |
| Collections of Receivables from Cancelled Accounts, Smithsonian Institution  | 033 |   | 3200 | 000 | 1,642.40         |
| Collections of Receivables from Cancelled Accounts, Veterans Affairs   | 036 |   | 3200 | 000 | 7,342,949.70     |
| Collections of Receivables from Cancelled Accounts, Equal Employment Opportunity Commission                                | 045 |   | 3200 | 000 | 3,998.82         |
| Collections of Receivables from Cancelled Accounts   | 057 |   | 3200 | 000 | 87,538,613.92    |
| Collections of Receivables from Cancelled Accounts, Environmental Protection Agency  | 068 |   | 3200 | 000 | 135,915.06       |
| Collections of Receivables from Cancelled Accounts   | 069 |   | 3200 | 000 | 3,952,605.12     |
| Collections of Receivables from Cancelled Accounts   | 070 |   | 3200 | 000 | 3,687,159.53     |
| Collections of Receivables from Cancelled Accounts   | 072 |   | 3200 | 000 | 1,485,115.25     |
| Collections of Receivables from Cancelled Accounts, Small Business Administration  | 073 |   | 3200 | 000 | 5,385.23         |
| Collections of Receivables from Cancelled Accounts, Office of the Secretary, Health and Human Services                     | 075 |   | 3200 | 001 | 2,582,434.20     |
| Collections of Receivables from Cancelled Accounts, National Aeronautics and Space Administration                          | 080 |   | 3200 | 000 | 2,722,404.54     |
| Collections of Receivables from Cancelled Accounts, Housing and Urban Development  | 086 |   | 3200 | 000 | 4,713,155.00     |
| Collections of Receivables from Cancelled Accounts, Energy   | 089 |   | 3200 | 000 | 938,373.06       |
| Collections of Receivables from Cancelled Accounts   | 097 |   | 3200 | 000 | 14,504,420.26    |
| Collections of Receivables from Cancelled Accounts, National Endowment for the Arts  | 417 |   | 3200 | 001 | 0.40             |
| Collections of Receivables from Cancelled Accounts, National Labor Relations Board   | 420 |   | 3200 | 000 | 2,250.00         |
| Collections of Receivables from Cancelled Accounts, Corporation for National and Community Service                         | 485 |   | 3200 | 055 | 2,030.90         |
| Earnings on Investments, Office of Surface Mining Reclamation and Enforcement  | 014 | X | 5015 | 009 | 575,263,235.41   |
| Earnings on Investments, Federal Aid to 1975 Wildlife Restoration Fund   | 014 | X | 5029 | 002 | 43,770,345.76    |
| Earnings on Investments, Assets Forfeiture Fund, Justice   | 015 | X | 5042 | 002 | 237,751,484.40   |
| Earnings on Investments, Perishable Agricultural Commodities, Agricultural Marketing Service                               | 012 | X | 5070 | 002 | 622,541.23       |
| Earnings on Investments, United States Trustee System Fund, Justice  | 015 | X | 5073 | 002 | 3,385,352.16     |
| Earnings on Investments, Oliver Wendell Holmes Devise Fund, Library of Congress  | 003 | X | 5075 | 002 | 438.32           |
| Advances and Reimbursements, Judiciary Automation Fund, The Judiciary  | 010 | X | 5114 | 003 | 705,967,442.00   |
| Payment from the General Fund, Cooperative Endangered Species Conservation Fund  | 014 |   | 5143 | 000 | 100,313,085.12   |
| Earnings on Investments, International Center, Washington, D. C., State  | 019 | X | 5151 | 002 | 309,347.57       |
| Interest on Investments, Panama Canal Commission Compensation Fund, Labor  | 016 | X | 5155 | 002 | 137,404.53       |
| Interest on Principal, Utah Reclamation Mitigation and Conservation Account  | 014 | X | 5174 | 002 | 7,232,527.54     |
| Proprietary Receipts, International Litigation Fund, State   | 019 | X | 5177 | 001 | 119,331.00       |
| Federal Payments, International Litigation Fund, State   | 019 | X | 5177 | 002 | 3,000,000.00     |
| Earnings on Investments, Defense Cooperation Account   | 097 | X | 5187 | 002 | 307,455.50       |
| Earnings on Investments, Natural Resource Damage Assessment and Restoration Fund, U.S. Fish and Wildlife Service, Interior | 014 | X | 5198 | 002 | 92,187,965.59    |
| Earnings on Investments, Native American Institutions Endowment Fund   | 012 | X | 5205 | 002 | 5,407,034.71     |
| Earnings on Investments, Nuclear Waste Disposal Fund, Energy   | 089 | X | 5227 | 002 | 1,649,263,740.37 |
| Earnings on Investments, Energy  | 089 | X | 5231 | 002 | 42,297,661.96    |
| General Fund Payment - Defense, Energy   | 089 | X | 5231 | 004 | 586,035,000.00   |
| Earnings on Investment, Southern Nevada Public Land Management   | 014 | X | 5232 | 002 | 50,526,110.77    |
| Earnings on Investments, Operation and Maintenance, Indian Irrigation Systems  | 014 | X | 5240 | 002 | 2,490,899.39     |
| Earnings on Investment, Tribal Special Fund, Bureau of Trust Funds Administration, Interior                                | 014 | X | 5265 | 002 | 3,449,868.65     |
| Payments from Compensation and Pension, Medical CRE Collections Fund, Veterans Affairs                                     | 036 | X | 5287 | 008 | 1,349,674.00     |
| Interest on Investments, Pesticide Registration Fund, Environmental Protection Agency                                      | 068 | X | 5374 | 002 | 446,730.20       |
| Receipts, Acquisition Workforce Training Fund, General Services Administration   | 047 |   | 5381 | 001 | 16,284,681.50    |
| Collections, Host Country Resident Contractors Separation Liability Fund, Peace Corps                                      | 011 | X | 5395 | 001 | 4,000,000.00     |
| Interest Earned, Environmental Improvement and Restoration Fund, Office of Natural Resources Revenue, Interior             | 014 | X | 5425 | 002 | 44,792,834.98    |
| Underpayment and Fraud Collection, Internal Revenue Service  | 020 | X | 5433 | 001 | 76,644,351.08    |
| Federal Fee, Debt Collection Fund, Bureau of the Fiscal Service, Treasury  | 020 | X | 5445 | 004 | 37,838,262.54    |
| Earnings on Investments, Lincoln County Land Act, Bureau of Land Management  | 014 | X | 5469 | 002 | 1,159,915.19     |
| Employing Agency Contributions, Foreign Service National Defined Contributions Retirement Fund, State                      | 019 | X | 5497 | 001 | 42,070,329.02    |
| Interest on Investments, Foreign Service National Defined Contributions Retirement Fund, State                             | 019 | X | 5497 | 002 | 4,007,313.54     |
| Employee Contributions, Foreign Service National Defined Contributions Retirement Fund, State                              | 019 | X | 5497 | 005 | 7,043,497.78     |
| Earnings on Investments, Senate Preservation Fund, Library of Congress   | 000 | X | 5509 | 002 | 19,889.06        |
| Interest Earnings on Investments in Treasury Securities, Federal Housing Finance Agency                                    | 537 | X | 5532 | 002 | 9,932,569.04     |
| Interest, Child Enrollment Contingency Fund, Centers for Medicare and Medicaid Services, Health and Human Services         | 075 | X | 5551 | 002 | 678,759,109.65   |
| Interest, Investor Protection Fund, Securities and Exchange Commission   | 050 | X | 5567 | 002 | 16,333,153.72    |
| Earnings on Investments, Bureau of Consumer Financial Protection Fund  | 581 | X | 5577 | 002 | 24,132,468.91    |
| Earnings on investments, United States Victims of State Sponsored Terrorism Fund, General Legal Activities, Justice        | 015 | X | 5608 | 002 | 93,373,441.37    |
| General Fund Payment, NIH Innovation, CURES Act  | 075 |   | 5628 | 001 | 1,085,000,000.00 |
| General Fund Payment, FDA Innovation, CURES Act  | 075 |   | 5629 | 001 | 50,000,000.00    |
| Earnings on Investments, Low-Hazard Indian Dam Safety Deferred Maintenance Fund  | 014 |   | 5638 | 002 | 1,556,253.26     |
| Earnings on Investments, Indian Irrigation Fund, Bureau of Indian Affairs and Indian Education                             | 014 |   | 5639 | 002 | 4,332,183.05     |
| Earnings on Investments, Power Revenues, Indian Irrigation Projects  | 014 | X | 5648 | 002 | 1,084,098.02     |
| Interest Earned on Investments, Blackfeet Water Settlement Implementation Fund, Bureau of Reclamation                      | 014 | X | 5668 | 002 | 9,937,989.76     |
| Earnings on Investments, Treasury Forfeiture Fund  | 020 | X | 5697 | 002 | 193,863,068.73   |
| Earnings on Investments, National Flood Insurance Reserve Fund, Homeland Security  | 070 | X | 5701 | 002 | 36,283,009.24    |
| Earnings on Investments, National Parks and Public Land Legacy Restoration Fund, Department-Wide Pro                       | 014 | X | 5715 | 002 | 72,673,558.23    |
| Transfers from Presidential Election Campaign Fund, 10-Year PRIF, National Institutes of Health                            | 075 |   | 5736 | 001 | 47,480,000.00    |
| Receipts from Civil Service Retirement and Disability Fund, Suspense   | 019 | X | 8186 | 005 | 943,086.58       |
| Total, Other   |     |   |      |     | 7,099,142,465.99 |

#### Clearing Accounts:

|   |     |   |      |     |                |
|---|-----|---|------|-----|----------------|
| IPAC Default, General Administration, Justice   | 015 | F | 3502 | 000 | -507.32        |
| Undistributed Intragovernmental Payrolls, Health and Human Services                                   | 075 | F | 3870 | 000 | -29,852,108.32 |
| Undistributed Intragovernmental Payments, Library of Congress   | 003 | F | 3885 | 000 | -1,825.00      |
| Undistributed Intragovernmental Payments, United States Courts, The Judiciary                         | 010 | F | 3885 | 002 | -18,713,372.89 |
| Undistributed Intragovernmental Payments, Office of Administration, Executive Office of the President | 011 | F | 3885 | 017 | 1,044,151.45   |
| Undistributed Intergovernmental Payments, Office of the Secretary                                     | 012 | F | 3885 | 003 | 148,316.93     |

## Receipts by Source Categories

| Classification | Account Symbol |   |      |     | Receipt Offset Against Outlays |
|----------------|----------------|---|------|-----|--------------------------------|
|                | AID            | A | MAIN | SUB |                                |

### Intrabudgetary Receipts Deducted by Agency - Continued

|   |     |   |      |     |                   |
|---|-----|---|------|-----|-------------------|
| Undistributed Intergovernmental Payments, Executive Operations, Agriculture                           | 012 | F | 3885 | 004 | 4,326,377.86      |
| Undistributed Intergovernmental Payments, Departmental Administration, Agriculture                    | 012 | F | 3885 | 005 | -84,392.49        |
| Undistributed Intragovernmental Payments, Office of Communications, Agriculture                       | 012 | F | 3885 | 006 | -117.23           |
| Undistributed Intergovernmental Payments, Office of Civil Rights, Agriculture                         | 012 | F | 3885 | 007 | 17,000.00         |
| Undistributed Intragovernmental Payments, Office of Risk Management, Farm Service Agency, Agriculture | 012 | F | 3885 | 008 | -5,079.80         |
| Undistributed Intragovernmental Payments, Office of the Inspector General, Agriculture                | 012 | F | 3885 | 009 | 44,793.77         |
| Undistributed Intragovernmental Payments, Natural Resources Conservation Service, Agriculture         | 012 | F | 3885 | 010 | -2,417,800.68     |
| Undistributed Intragovernmental Payments, Forest Service, Agriculture                                 | 012 | F | 3885 | 011 | -14,793,271.46    |
| Undistributed Intragovernmental Payments, Agricultural Research Service                               | 012 | F | 3885 | 014 | 108,125.93        |
| Undistributed Intragovernmental Payments, Cooperative State Research, Education and Extension Service | 012 | F | 3885 | 015 | -344,016.36       |
| Undistributed Intragovernmental Payments, Animal and Plant Health Inspection Service                  | 012 | F | 3885 | 016 | -211,764.51       |
| Undistributed Intragovernmental Payments, National Agricultural Statistics Service                    | 012 | F | 3885 | 018 | -15,685.79        |
| Undistributed Intragovernmental Payments, Rural Development Administration                            | 012 | F | 3885 | 020 | -202,648.16       |
| Undistributed Intergovernmental Payments, Office of the General Counsel                               | 012 | F | 3885 | 022 | -58,835.55        |
| Undistributed Intragovernmental Payments, Agricultural Marketing Service                              | 012 | F | 3885 | 025 | 13,122.22         |
| Undistributed Intragovernmental Payments, Farm Production and Conservation Programs                   | 012 | F | 3885 | 026 | -516,331.75       |
| Undistributed Intragovernmental Payments, Foreign Agricultural Service                                | 012 | F | 3885 | 029 | -106,136.67       |
| Undistributed Intragovernmental Payments, Food and Nutrition Service                                  | 012 | F | 3885 | 035 | 672,082.29        |
| Undistributed Intragovernmental Payment, Commodity Credit Corporation                                 | 012 | F | 3885 | 036 | 190.00            |
| Undistributed Intragovernmental Payments, Food Safety and Inspection Service, Agriculture             | 012 | F | 3885 | 037 | -1,171,105.46     |
| Undistributed Intragovernmental Payments, National Finance Center, Agriculture                        | 012 | F | 3885 | 040 | 2,211,106.67      |
| Undistributed Intragovernmental Payments, Farm Service Agency, Agriculture                            | 012 | F | 3885 | 049 | 688,972.00        |
| Undistributed Intragovernmental Payments, National Institute of Standards and Technology              | 013 | F | 3885 | 001 | -5,417,129.86     |
| Undistributed Intragovernmental Payments, Patent and Trademark Office, Commerce                       | 013 | F | 3885 | 010 | 579,349.07        |
| Undistributed Intragovernmental Payments, National Oceanic Atmospheric Administration, Commerce       | 013 | F | 3885 | 014 | -5,569,000.00     |
| Undistributed Intragovernmental Payments, Bureau of Land Management                                   | 014 | F | 3885 | 011 | 8,992,125.39      |
| Undistributed Intragovernmental Payments, Legal Activities  | 015 | F | 3885 | 001 | -255,325,392.97   |
| Undistributed Intragovernmental Payments, Federal Bureau of Investigation                             | 015 | F | 3885 | 002 | 650,065.12        |
| Undistributed Intragovernmental Payments, Navy  | 017 | F | 3885 | 000 | -1,299,146.56     |
| Undistributed Intragovernmental Payments, Navy (OPAC-Difference)                                      | 017 | F | 3885 | 007 | 46,631.21         |
| Undistributed Intragovernmental Payments, for CAPPs Only, Office of Finance, State                    | 019 | F | 3885 | 003 | -193,607,416.54   |
| Undistributed Intragovernmental Payments, Treasury  | 020 | F | 3885 | 001 | 35,933,134.59     |
| Undistributed Intergovernmental Payments, Internal Revenue Service                                    | 020 | F | 3885 | 009 | -1.51             |
| Undistributed Intergovernmental Payments, Internal Revenue Service                                    | 020 | F | 3885 | 011 | -742,438,022.38   |
| Undistributed Intragovernmental Payments, Army (OPAC-Difference)                                      | 021 | F | 3885 | 007 | -779,370.01       |
| Undistributed Intragovernmental Payments, Veterans Affairs  | 036 | F | 3885 | 000 | 1,092,451.09      |
| Undistributed Intragovernmental Payments, Air Force (OPAC-Difference)                                 | 057 | F | 3885 | 007 | -271,277,311.62   |
| Undistributed Intergovernmental Payments, Environmental Protection Agency                             | 068 | F | 3885 | 000 | 9,291,309.39      |
| Undistributed Intergovernmental Payments, Federal Aviation Administration                             | 069 | F | 3885 | 013 | -954,239.26       |
| Undistributed Intragovernmental Payments  | 070 | F | 3885 | 006 | -307,584,167.67   |
| Undistributed Intragovernmental Payments  | 070 | F | 3885 | 011 | -90,448,931.69    |
| Undistributed Intergovernmental Payment   | 070 | F | 3885 | 012 | 387,163.94        |
| Undistributed Intergovernmental Payments, Homeland Security   | 070 | F | 3885 | 021 | 429,620.87        |
| Undistributed Intragovernmental Payments  | 070 | F | 3885 | 023 | 191,417.42        |
| Undistributed Intergovernmental Payments, Agency for International Development                        | 072 | F | 3885 | 000 | -288,683.03       |
| Undistributed Intragovernmental Payments, Small Business Administration                               | 073 | F | 3885 | 000 | 1,329,486.53      |
| Undistributed Intragovernmental Payments, Departmental Management                                     | 075 | F | 3885 | 001 | -20,821,092.52    |
| Undistributed Intragovernmental Payments, Food and Drug Administration                                | 075 | F | 3885 | 006 | 17,969,767.23     |
| Undistributed Intragovernmental Payments, National Institutes of Health                               | 075 | F | 3885 | 008 | 332,685.21        |
| Undistributed Intragovernmental Payments, Energy  | 089 | F | 3885 | 000 | 21,739,364.12     |
| Undistributed Intragovernmental Payments, Education   | 091 | F | 3885 | 000 | -61,906,973.07    |
| Undistributed Intragovernmental Payments, Corps of Engineers  | 096 | F | 3885 | 000 | -296,556.58       |
| Undistributed Intragovernmental Payments, Defense   | 097 | F | 3885 | 000 | -1,385.91         |
| Undistributed Intragovernmental Payments, Defense (OPAC-Difference)                                   | 097 | F | 3885 | 007 | 5,399,925.56      |
| Total, Clearing Accounts  |     |   |      |     | -1,912,777,084.76 |
| Total, General Fund Payments to Retirement and Health Benefits Funds                                  |     |   |      |     | 22,827,279,381.23 |
| Total, Intrafund Transactions   |     |   |      |     | 46,303,736,763.88 |

### Interfund Transactions

#### Contributions to Insurance Programs:

|  |     |   |      |     |                    |
|--|-----|---|------|-----|--------------------|
| Federal Contributions, Federal Supplementary Medical Insurance Trust Fund  | 075 | X | 8004 | 001 | 347,691,590,035.90 |
| Miscellaneous Federal Payments, Federal Supplementary Medical Insurance Trust Fund   | 075 | X | 8004 | 006 | 1,712,938.05       |
| Federal Contributions for Administrative Costs, Medicare Prescription Drug Account, FSMI   | 075 | X | 8004 | 046 | 600,000,000.00     |
| Federal Contributions for Benefits, Medicare Prescription Drug Account, FSMI   | 075 | X | 8004 | 047 | 95,582,147,274.60  |
| Payments from the General Fund, Federal Hospital Insurance Trust Fund  | 075 | X | 8005 | 006 | 1,043,520,236.25   |
| Federal Hospital Trust Fund, Transfer from General Fund (OASI) Taxes   | 075 | X | 8005 | 035 | 34,968,000,000.00  |
| Payments from the General Fund for Health Care Fraud and Abuse Control Account, Fraud and Abuse Control Program, Federal Hospital Insurance Trust Fund | 075 | X | 8005 | 044 | 160,177,645.00     |
| Miscellaneous Federal Payments, Federal Old-Age and Survivors Insurance Trust Fund   | 028 | X | 8006 | 006 | 49,954,393,458.59  |
| FOASI, General Fund Payments for Payroll Tax Holiday, SSA  | 028 | X | 8006 | 018 | 119,341.64         |
| Federal Payments for Pension Reform Administrative Expenses, Federal Old-Age and Survivors Insurance Trust Fund  | 028 | X | 8006 | 043 | 2,282,997.84       |
| Miscellaneous Federal Payments, Federal Disability Insurance Trust Fund  | 028 | X | 8007 | 006 | 1,024,639,055.53   |
| FDI, General Fund Payments for Payroll Tax Holiday, SSA  | 028 | X | 8007 | 018 | 20,265.61          |
| Advances from the General Fund for Financial Interchange Interest, Social Security Equivalent Benefit Account, Railroad Retirement Board               | 060 | X | 8010 | 004 | 8,065,065.74       |
| General Fund Payment, Social Security Equivalent Benefit Account, Railroad Retirement Board  | 060 | X | 8010 | 011 | 13,740,521.24      |
| Income Tax Credits, Social Security Equivalent Benefit Account, Railroad Retirement Board  | 060 | X | 8010 | 012 | 378,000,000.00     |
| Federal Payments to Railroad Retirement Trust Funds, Railroad Retirement Account   | 060 | X | 8011 | 007 | 486,000,000.00     |
| Federal Employees Compensation Account Deposits by Federal Agencies, Unemployment Trust Fund   | 016 | X | 8042 | 010 | 267,099,403.31     |
| Payments from the General Fund for Extending Unemployment Compensation   | 016 | X | 8042 | 013 | 145,013,258.00     |
| Federal Contribution, Department of Defense Military Retirement Fund   | 097 | X | 8097 | 003 | 120,438,000,000.00 |
| Employing Agency Contributions, Department of Defense, Education Benefits Fund   | 097 | X | 8098 | 001 | 17,942,472.00      |
| Federal Payment to the Judicial Survivors Annuities Fund, The Judiciary  | 010 | X | 8110 | 004 | 26,200,000.00      |
| Federal Payment to Judicial Officers Retirement Fund, The Judiciary  | 010 | X | 8122 | 004 | 222,500,000.00     |
| Federal Payment to Claims Court, Judges Retirement Fund, The Judiciary   | 010 | X | 8124 | 001 | 3,100,000.00       |
| Payments from General and Special Funds, National Service Life Insurance Fund  | 036 | X | 8132 | 003 | 4,484.96           |
| Federal Contribution, Civil Service Retirement and Disability Fund   | 024 | X | 8135 | 005 | 49,888,689,628.00  |
| Employing Agency Payments for Salaries of Reemployed Annuitants, (Suspense) Civil Service Retirement and Disability                                    | 024 | X | 8135 | 007 | 42,554,587.69      |

## Receipts by Source Categories

| Classification | Account Symbol |   |      |     | Receipt Offset<br>Against Outlays |
|----------------|----------------|---|------|-----|-----------------------------------|
|                | AID            | A | MAIN | SUB |                                   |

### Intrabudgetary Receipts Deducted by Agency - Continued

|   |     |   |      |     |                    |
|---|-----|---|------|-----|--------------------|
| Employing Agency Contributions, Defense   | 097 | X | 8165 | 001 | 3,618,837.41       |
| Federal Contribution, Foreign Service Retirement and Disability Fund  | 019 | X | 8186 | 008 | 540,700,000.00     |
| Federal Payments to D.C. Judicial Retirement and Survivors Annuity Fund   | 020 | X | 8212 | 003 | 22,475,000.00      |
| Foreign Service National Separation Liability Trust Fund, United States Agency for Global Media                   | 514 | X | 8285 | 001 | 467,902.00         |
| Employing Agency Contributions, Voluntary Separation Incentive Fund   | 097 | X | 8335 | 001 | 13,000,000.00      |
| Foreign Service National Separation Liability Trust Fund, Library of Congress                                     | 003 | X | 8339 | 001 | 633,898.27         |
| Foreign Service National Separation Liability Trust Fund, State   | 019 | X | 8340 | 001 | 35,805,846.48      |
| Foreign National Employee Separation Liability Fund, Agency for International Development                         | 072 | X | 8342 | 001 | 6,081,554.10       |
| Foreign Service National Separation Liability Trust Fund, Animal and Plant Health Inspection Service, Agriculture | 012 | X | 8558 | 001 | 473,879.00         |
| Total, Contributions to Insurance Programs  |     |   |      |     | 703,588,769,587.21 |

### Miscellaneous Payments:

|   |     |   |      |     |                    |
|---|-----|---|------|-----|--------------------|
| General Fund Proprietary Interest, Not Otherwise Classified, Armed Forces Retirement Home   | 084 |   | 1435 | 000 | 120.27             |
| Interest Payments on Advances to the Black Lung Disability Trust Fund   | 020 |   | 1495 | 000 | 219,527,457.02     |
| Interest on Advances to the Railroad Retirement Account   | 020 |   | 1497 | 000 | 88,210,284.60      |
| Interest on Loans or Advances to the Extended Unemployment Compensation Account, Bureau of the Fiscal Service, Treasury                                     | 020 |   | 1501 | 010 | 151,496,095.89     |
| Interest on Loans or Advances to the Federal Unemployment Account, Bureau of the Fiscal Service, Treasury   | 020 |   | 1501 | 020 | 477,512,171.24     |
| Charges for Services to Trust Funds   | 019 |   | 2414 | 000 | 5,970.00           |
| Charges for Administrative Expenses of Social Security Act, as Amended  | 020 |   | 2416 | 000 | 963,960,342.39     |
| Transfer from Civil Service Fund for Excess Postal Pension, Retiree Health Benefits, Office of Personnel Management   | 024 | X | 5391 | 004 | 3,688,542.38       |
| Federal Hospital Insurance Trust Fund Transfers from the General Fund (Criminal Fines)  | 075 | X | 8005 | 046 | 13,131,761.32      |
| Federal Hospital Insurance Trust Fund Transfers from the General Fund (Civil Monetary Penalties)  | 075 | X | 8005 | 047 | 32,777,960.13      |
| Federal Hospital Insurance Trust Fund Transfers from the General Fund (Asset Forfeiture)  | 075 | X | 8005 | 048 | 119,012,380.04     |
| Payments from Wool Research, Development and Promotion Trust Fund   | 012 | X | 8100 | 001 | 2,250,000.00       |
| Payment from the General Fund, Radiation Exposure Compensation Trust Fund, Justice  | 015 | X | 8116 | 001 | 50,000,000.00      |
| Interfund Transactions, Hazardous Substance Superfund   | 068 | X | 8145 | 005 | 1,217,809,376.46   |
| Payment from the General Fund, Congressional Office for International Leadership  | 009 | X | 8148 | 003 | 6,000,000.00       |
| Payment from the General Fund, Leaking Underground Storage Tank Trust Fund  | 068 | X | 8153 | 040 | 1,000,000.00       |
| Payment from the General Fund, Corporation for National and Community Service   | 485 | X | 8267 | 003 | 230,000,000.00     |
| Payment from Operating Expenses, National Service Trust Fund  | 485 | X | 8267 | 005 | 25,720,591.32      |
| Payment to the John C. Stennis Center for Public Service Training and Development   | 009 | X | 8275 | 001 | 15.00              |
| General Fund Payment, Harry S. Truman Scholarship Foundation  | 372 | X | 8296 | 003 | 3,000,000.00       |
| Payment from the General Fund, Patient-Centered Outcomes Research Trust Fund  | 579 | X | 8299 | 003 | 311,500,000.00     |
| General Fund Payment to the Armed Forces Retirement Home, Armed Forces Retirement Home Trust Fund, Armed Forces Retirement Home                             | 084 | X | 8522 | 008 | 102,000,000.00     |
| General Fund Payment, Trade Enforcement Trust Fund, Office of the U.S. Trade Representative, Executive Office of the President                              | 011 | X | 8581 | 001 | 15,000,000.00      |
| Payment From The General Fund, National Surface Transportation and Innovative Finance Bureau Highway Trust Fund Account, Upward Reestimates, Transportation | 069 | X | 8634 | 001 | 262,893,074.23     |
| Profits from Sale of Ships, Stores, Navy  | 017 | X | 8723 | 001 | 10,378,266.69      |
| Total, Miscellaneous Payments   |     |   |      |     | 4,306,874,408.98   |
| Total, Interfund Transactions   |     |   |      |     | 707,895,643,996.19 |
| Total, Intrabudgetary Receipts Deducted by Agency   |     |   |      |     | 754,199,380,760.07 |

### Undistributed Offsetting Receipts

#### Employer Share, Employee Retirement

|   |     |   |      |     |                    |
|---|-----|---|------|-----|--------------------|
| Non-DOD Employing Agency Contributions, DOD Medicare-Eligible Retiree Health Care Fund  | 097 | X | 5472 | 001 | 287,523,318.00     |
| Department of Defense Contributions, DOD Retiree Health Care Fund   | 097 | X | 5472 | 005 | 9,745,041,000.00   |
| Transfers from General Fund of Amounts Equal to Federal Employer Contributions for FICA Taxes, Federal Hospital Insurance Trust Fund              | 075 | X | 8005 | 012 | 4,595,000,000.00   |
| Postal Service Employer Contributions, Federal Hospital Insurance Trust Fund  | 075 | X | 8005 | 013 | 727,000,000.00     |
| Transfers from General Fund of Amounts Equal to Federal Employer Contributions for FICA Taxes, Federal Old-Age and Survivors Insurance Trust Fund | 028 | X | 8006 | 012 | 18,533,000,000.00  |
| Transfers from General Fund of Amounts Equal to Federal Employer Contributions for FICA Taxes, Federal Disability Insurance Trust                 | 028 | X | 8007 | 012 | 3,146,000,000.00   |
| Employing Agency Contributions, Department of Defense Military Retirement Fund  | 097 | X | 8097 | 001 | 27,360,774,983.96  |
| Federal Contributions (Concurrent Receipt Accruals), Military Retirement Fund   | 097 | X | 8097 | 004 | 10,612,441,000.00  |
| Employing Agency Contributions, Suspense, Civil Service Retirement and Disability Fund  | 024 | X | 8135 | 002 | 44,127,505,315.05  |
| Employer's Contributions from Off-Budget Federal Agencies, Civil Service Retirement and Disability Fund   | 024 | X | 8135 | 022 | 4,836,729,624.75   |
| Supplementary Retirement Contributions from Off-Budget Federal Agencies, Civil Service Retirement and Disability Fund %31 USC 3513< . . .         | 024 | X | 8135 | 023 | 600,000,000.00     |
| Employing Agency Contributions, Foreign Service Retirement and Disability Fund, Suspense  | 019 | X | 8186 | 004 | 414,954,432.58     |
| Employing Agency Contributions, United States Court of Appeals for Veterans Claims  | 345 | X | 8290 | 003 | 6,140,856.00       |
| Total, Employer Share, Employee Retirement  |     |   |      |     | 124,992,110,530.34 |

### Interest Received by Trust Funds

|  |     |   |      |     |                   |
|--|-----|---|------|-----|-------------------|
| Earnings on Investments, Federal Supplementary Medical Insurance Trust Fund  | 075 | X | 8004 | 002 | 4,190,019,704.72  |
| Interest, Medicare Prescription Drug Account, FSMI   | 075 | X | 8004 | 037 | 212,877,767.30    |
| Earnings on Investments, Federal Hospital Insurance Trust Fund   | 075 | X | 8005 | 002 | 5,334,557,120.67  |
| Interest Payments by Railroad Retirement Board, Federal Hospital Insurance Trust Fund  | 075 | X | 8005 | 005 | 15,249,000.00     |
| Earnings on Investments, Federal Old-Age and Survivors Insurance Trust Fund  | 028 | X | 8006 | 002 | 63,266,891,773.12 |
| Earnings on Investments, Federal Disability Insurance Trust Fund   | 028 | X | 8007 | 002 | 3,239,629,669.97  |
| Earnings on Investments, Social Security Equivalent Benefit Account, Railroad Retirement Board                                       | 060 | X | 8010 | 001 | 53,062,262.35     |
| Interest Transferred to Federal Hospital Insurance Trust Fund, Social Security Equivalent Benefit Account, Railroad Retirement Board | 060 | X | 8010 | 018 | -15,249,000.00    |
| Earning on Investments, Railroad Retirement Account  | 060 | X | 8011 | 001 | 21,172,028.46     |
| Earnings on Investments, Inspection and Grading of Farm Products   | 012 | X | 8015 | 002 | 3,063,056.23      |
| Interest on Bequest of Gertrude M. Hubbard, Library of Congress  | 003 | X | 8022 | 002 | 804.17            |
| Earnings on Investments, Japan-United States Friendship Commission Trust Fund  | 382 | X | 8025 | 002 | 1,622,117.61      |
| Earnings on Investment, Tribal Trust Fund, Bureau of Trust Funds Administration, Interior  | 014 | X | 8030 | 002 | 20,954,951.09     |
| Earnings on Investment, Library of Congress Trust Fund   | 003 | X | 8031 | 002 | 1,364,538.99      |
| Earnings on Investments, Library of Congress Trust Fund  | 003 | X | 8032 | 002 | 1,044,543.24      |
| Earnings on Investments, Donations to National Park Service, National Park Service, Interior   | 014 | X | 8037 | 002 | 7,240,995.24      |
| Earnings on Investments, Land Between the Lakes Trust Fund, Forest Service   | 012 | X | 8039 | 002 | 127,891.34        |
| Earnings on Investments, Unemployment Trust Fund   | 016 | X | 8042 | 002 | 1,358,928,364.53  |

## Receipts by Source Categories

| Classification  | Account Symbol |   |      |     | Receipt Offset<br>Against Outlays |
|---|----------------|---|------|-----|-----------------------------------|
|   | AID            | A | MAIN | SUB |                                   |
| <b>Undistributed Offsetting Receipts - Continued</b>  |                |   |      |     |                                   |
| Earnings on Investments, Preservation, Birthplace of Abraham Lincoln  | 014            | X | 8052 | 002 | 3,442.50                          |
| Earnings on Investments, Department of Defense Military Retirement Fund   | 097            | X | 8097 | 002 | 59,710,876,857.98                 |
| Earnings on Investments, Department of Defense Education Benefits Fund  | 097            | X | 8098 | 002 | 26,165,387.03                     |
| Earnings on Investments, Highway Trust Fund   | 069            | X | 8102 | 002 | 5,700,190,535.35                  |
| Earnings on Investments, Airport and Airway Trust Fund  | 069            | X | 8103 | 002 | 256,397,308.28                    |
| Earnings on Investments, Judicial Survivors Annuities Fund, The Judiciary   | 010            | X | 8110 | 002 | 30,961,193.83                     |
| Earnings on Investments, Tax Court Judges Survivors Annuity Fund, United States Tax Court   | 023            | X | 8115 | 002 | 399,629.64                        |
| Earnings on Investments in Federal Securities, National Railroad Retirement Investment Trust  | 060            | X | 8118 | 002 | -19,203,909.67                    |
| Interest and Profits on Investments, Judicial Officers Annuities Fund, The Judiciary  | 010            | X | 8122 | 002 | 53,538,288.82                     |
| Interest on Investments, Claims Court Judges Retirement Fund, The Judiciary   | 010            | X | 8124 | 002 | 1,854,511.59                      |
| Earnings on Investments, National Archives Gift Fund  | 088            | X | 8127 | 002 | 375,533.02                        |
| Earnings on Investments, Relief and Rehabilitation, Longshoreman's and Harbor Workers' Compensation Act, as Amended, Labor                      | 016            | X | 8130 | 002 | 2,729,699.58                      |
| Earnings on Investments, National Service Life Insurance Fund   | 036            | X | 8132 | 002 | 27,126,332.40                     |
| Earnings on Investments, Relief and Rehabilitation, Workmen's Compensation Act, within the District of Columbia, Labor                          | 016            | X | 8134 | 002 | 69,662.46                         |
| Earnings on Investments, Civil Service Retirement and Disability Fund   | 024            | X | 8135 | 004 | 23,758,228,737.23                 |
| Interest Received by the Trust Fund from Federal Financing Bank Obligations, Civil Service Retirement Disability Fund                           | 024            | X | 8135 | 025 | 127,579,515.04                    |
| Earnings on Investments, Hazardous Substance Superfund  | 068            | X | 8145 | 002 | 294,906,857.67                    |
| Earnings on Investments, Aquatic Resources Trust Fund   | 070            | X | 8147 | 003 | 23,727,942.25                     |
| Earnings on Investments, Russian Congressional Office for International Leadership  | 009            | X | 8148 | 002 | 125,262.57                        |
| Premium and Other Receipts, United States Government Life Insurance Fund  | 036            | X | 8150 | 001 | 125.93                            |
| Earnings on Investments, United States Government Life Insurance Fund   | 036            | X | 8150 | 002 | 29,434.38                         |
| Earnings on Investments, Leaking Underground Storage Tank Trust Fund  | 068            | X | 8153 | 002 | 46,246,366.09                     |
| Earnings on Investments, National Security Education Trust Fund   | 097            | X | 8168 | 002 | 90,755.66                         |
| Earnings on Investments, Vaccine Injury Compensation Trust Fund   | 075            | X | 8175 | 002 | 148,121,424.28                    |
| Earnings on Investments, General Post Fund, National Homes  | 036            | X | 8180 | 002 | 2,574,820.54                      |
| Earnings on Investments Oil Spill Liability Trust Fund, Homeland Security   | 070            | X | 8185 | 002 | 235,037,586.43                    |
| Earnings on Investments, Foreign Service Retirement and Disability Fund   | 019            | X | 8186 | 002 | 512,917,339.34                    |
| Earnings on Investments, Lower Brule Sioux Tribe Terrestrial Wildlife Habitat Restoration Trust Fund, Bureau of the Fiscal Service, Treasury    | 020            | X | 8207 | 002 | 308,836.30                        |
| Earnings on Investments, Cheyenne River Sioux Tribe Terrestrial Wildlife Habitat Restoration Trust Fund, Bureau of the Fiscal Service, Treasury | 020            | X | 8209 | 002 | 877,371.57                        |
| Interest on Investments   | 020            | X | 8212 | 002 | 4,527,672.51                      |
| Earnings on Investments, South Dakota Terrestrial Wildlife Habitat Restoration Trust Fund   | 096            | X | 8217 | 002 | 2,552,850.25                      |
| Earnings on Investments, National Institutes of Health Unconditional Gift Fund, Health and Human Services                                       | 075            | X | 8248 | 002 | 1,181,958.37                      |
| Earnings on Investments, National Institutes of Health Conditional Gift Fund  | 075            | X | 8253 | 002 | 24,197.88                         |
| Earnings on Investments, Public Health Service Conditional Gift Fund  | 075            | X | 8254 | 002 | 7,560.67                          |
| Interest on Investments, Corporation for National Community Service   | 485            | X | 8267 | 002 | 20,815,422.24                     |
| Interest and Earnings on Investments, Israeli Arab Scholarship Program  | 019            | X | 8271 | 002 | 91,703.76                         |
| Interest on Investments, John C. Stennis Center for Public Service Training and Development   | 009            | X | 8275 | 002 | 265,533.43                        |
| Earnings on Investments, Eisenhower Exchange Fellowship Program Trust Fund  | 570            | X | 8276 | 002 | 133,411.99                        |
| Interest on Investments, Barry Goldwater Scholarship and Excellence in Education Foundation   | 313            | X | 8281 | 002 | 1,526,654.56                      |
| Earnings on Investments, James Madison Memorial Fellowship Trust Fund   | 381            | X | 8282 | 002 | 1,963,500.71                      |
| Earnings on Investments, United States Court of Appeals for Veterans Claims   | 345            | X | 8290 | 002 | 178,669.20                        |
| Earnings on Investments, Harry S. Truman Scholarship Foundation   | 372            | X | 8296 | 002 | 58,642.58                         |
| Earnings on Investments, Patient-Centered Outcomes Research Trust Fund  | 579            | X | 8299 | 002 | 1,480,743.05                      |
| Interest on Investments, U.S. Capitol Preservation Commission   | 009            | X | 8300 | 002 | 406,235.41                        |
| Earnings on Investments, Voluntary Separation Incentive Fund  | 097            | X | 8335 | 002 | 3,425,457.25                      |
| Earnings on Investments, Host Nation Support for U.S. Relocation Activities   | 097            | X | 8337 | 002 | 6,259,092.53                      |
| Earnings on Investments, Support for U.S. Relocation to Guam Activities, Defense  | 097            | X | 8358 | 002 | 42,932,790.19                     |
| Earnings and Investments, Office of the Secretary Gift Fund   | 075            | X | 8514 | 002 | 2,000,000.00                      |
| Interest from Investments, Armed Forces Retirement Home Trust Fund, Armed Forces Retirement Home  | 084            | X | 8522 | 002 | 7,188,727.80                      |
| Earnings on Investments, General Gift Fund, USCG, Homeland Security   | 070            | X | 8533 | 002 | 29,671.92                         |
| Interest on Investments, Endeavor Teacher Fellowship Trust  | 080            | X | 8550 | 002 | 16,301.63                         |
| Interest on Investments, Morris K. Udall and Stewart L. Udall Foundation  | 487            | X | 8615 | 002 | 2,251,316.98                      |
| Earnings on Investments, Gulf Coast Restoration Trust Fund, Bureau of the Fiscal Service, Treasury  | 020            | X | 8625 | 002 | 46,337,272.47                     |
| Earnings on Investments, United States Naval Academy General Gift Fund  | 017            | X | 8733 | 002 | 103,313.11                        |
| Earnings on Investments, Gifts and Bequests, Treasury   | 020            | X | 8790 | 002 | 49,837.05                         |
| Earnings on Investments, Center for Middle Eastern-Western Dialogue Trust Fund, State   | 019            | X | 8813 | 002 | 155,247.80                        |
| Earnings on Investments, Conditional Gift Fund, General, State  | 019            | X | 8822 | 002 | 555,902.77                        |
| Earnings on Investments, Inland Waterways Trust Fund  | 096            | X | 8861 | 002 | 11,215,191.86                     |
| Earnings on Investments, Harbor Maintenance Trust Fund  | 096            | X | 8863 | 002 | 338,510,105.74                    |
| Earnings on Investments, Patients' Benefit Fund, National Institutes of Health  | 075            | X | 8888 | 002 | 13,897.04                         |
| Earnings on Investments, Patients' Benefit Fund, Public Health Service Hospitals, Health Resources and Services Administration                  | 075            | X | 8889 | 002 | 1,689.00                          |
| Earnings on Investments, Department of the Army General Gift Fund   | 021            | X | 8927 | 002 | 68,964.34                         |
| Earnings on Investments, Department of the Air Force General Gift Fund  | 057            | X | 8928 | 002 | 248.86                            |
| Earnings and Investments, Science, Space and Technology Education Trust Fund  | 080            | X | 8978 | 002 | 114,556.88                        |
| Total, Interest Received by Trust Funds   |                |   |      |     | 169,151,258,778.95                |
| <b>Other Interest</b>   |                |   |      |     |                                   |
| Interest Received from Outer Continental Shelf Escrow Amounts, Interior   | 014            |   | 1493 | 000 | 783,158.77                        |
| <b>Rents and Royalties on the Outer Continental Shelf</b>   |                |   |      |     |                                   |
| Rent and Bonuses on Outer Continental Shelf Lands, Interior   | 014            |   | 1820 | 000 | 348,335,165.05                    |
| Royalties on Outer Continental Shelf Lands, Interior  | 014            |   | 2020 | 000 | 5,645,008,105.89                  |
| Arctic National Wildlife Refuge (ANWR) Oil and Gas Leasing Revenues, Federal Share, Interior  | 014            |   | 2025 | 000 | -1,054,145.00                     |
| Budget Clearing Account (Suspense), Mineral Leasing Rights  | 014            | F | 3875 | 017 | -578,733,534.50                   |
| Land and Water Conservation Fund, Surplus Property Sales, National Park Service   | 014            |   | 5005 | 002 | 81,500.00                         |
| Land and Water Conservation Fund, Rent Receipts, Outer Continental Shelf Lands, National Park Service   | 014            |   | 5005 | 007 | 870,461,692.65                    |
| Outer Continental Shelf Rents and Bonuses, LWCF Share from Certain Leases, National Park Service  | 014            |   | 5005 | 009 | 1,243,928.76                      |
| Outer Continental Shelf Royalties, LWCF Share from Certain Leases, National Park Service  | 014            |   | 5005 | 010 | 123,756,071.24                    |
| Land and Water Conservation Fund, Surplus Property Sales, National Park Service   | 096            |   | 5005 | 002 | 1,500.00                          |
| Historic Preservation Fund, Receipts, Outer Continental Shelf Lands   | 014            |   | 5140 | 000 | 150,000,000.00                    |
| Outer Continental Shelf Rents and Bonuses, State Share from Certain Gulf of Mexico Leases, Office of Natural Resources Revenue, Interior        | 014            | X | 5535 | 001 | 25,315,878.89                     |
| Outer Continental Shelf Royalties, Office of Natural Resources Revenue, Interior  | 014            | X | 5535 | 002 | 349,684,121.11                    |
| Total, Rents and Royalties on the Outer Continental Shelf   |                |   |      |     | 6,934,100,284.09                  |

## Receipts by Source Categories

| Classification | Account Symbol |   |      |     | Receipt Offset<br>Against Outlays |
|----------------|----------------|---|------|-----|-----------------------------------|
|                | AID            | A | MAIN | SUB |                                   |

### Undistributed Offsetting Receipts - Continued

Total, Undistributed Offsetting Receipts

301,078,252,752.15

### Offsetting Governmental Receipts

#### Regulatory Fees

|  |     |   |      |     |                          |
|--|-----|---|------|-----|--------------------------|
| Registration, Filing, and Permit Fees, Pipeline and Hazardous Materials Administration, Transportation                         | 069 |   | 0855 | 000 | 567,700.00               |
| Fees and Recoveries, Federal Energy Regulatory Commissions, Energy   | 089 |   | 0894 | 000 | 3,310,370.18             |
| Passenger Security Fees Returned to the General Fund, Transportation Security Administration, Homeland Security                | 070 |   | 0900 | 000 | 1,520,000,000.00         |
| Marine Safety User Fees U.S. Coast Guard   | 070 |   | 2421 | 000 | 17,509,986.24            |
| Fees for Bankruptcy Oversight, United States Trustee System Fund, Justice  | 015 | X | 5073 | 001 | 212,834,744.86           |
| Immigration User Fees, Homeland Security   | 070 |   | 5087 | 003 | 929,017,717.15           |
| Immigration Examinations Fee Account, Homeland Security  | 070 | X | 5088 | 001 | 4,921,520,079.67         |
| Land Border Inspection Fees, Homeland Security   | 070 | X | 5089 | 001 | 65,896,757.79            |
| H-1B Nonimmigrant Petitioner Account, Homeland Security  | 070 |   | 5106 | 001 | 337,346,010.00           |
| Breached Bond Penalties Greater Than \$8m, Breached Bond Detention Fund, Border and Transportation Security, Homeland Security | 070 | X | 5126 | 001 | 27,861,130.15            |
| Diversion Control Fee Account  | 015 | X | 5131 | 001 | 582,546,385.78           |
| Pipeline Safety User Fees, Research and Special Programs Administration  | 069 |   | 5172 | 000 | 145,937,200.75           |
| Underground Natural Gas Storage Facility Safety  | 069 |   | 5172 | 004 | 6,881,579.79             |
| Nuclear Facilities Fees Fund, Nuclear Regulatory Commission  | 031 | X | 5280 | 001 | 773,780,843.32           |
| Environmental Services, Environmental Protection Agency  | 068 |   | 5295 | 000 | 31,582,842.98            |
| Student and Exchange Visitor Fee, Border and Transportation Security, Homeland Security  | 070 | X | 5378 | 001 | 246,909,434.43           |
| Fees, Aviation Security Capital Fund, Transportation Security Administration, Homeland Security                                | 070 | X | 5385 | 001 | 250,000,000.00           |
| Fines and Penalties, Immigration Enforcement Account, U.S. Customs and Border Protection, Homeland Security                    | 070 | X | 5451 | 001 | 1,338,733.19             |
| Detention and Removal Operations Fees, U.S. Immigration and Customs Enforcement, Homeland Security                             | 070 | X | 5542 | 001 | 381,145.00               |
| International Registered Traveler Program Fund, U.S. Customs and Border Protection, Homeland Security                          | 070 | X | 5543 | 001 | 336,273,500.43           |
| Customs Conveyance, Passenger, and Other Fees, USCS, Homeland Security   | 070 | X | 5695 | 020 | 1,013,725,667.94         |
| Customs Merchandise Processing Fee, USCS, Homeland Security  | 070 |   | 5695 | 030 | 3,192,556,915.99         |
| Fees, EB-5 Integrity Fund, U.S. Citizenship and Immigration Services, Homeland Security  | 070 | X | 5705 | 001 | 8,066,000.00             |
| Mobile Home Inspection and Monitoring Fees, Manufactured Housing Fees Trust Fund, Housing and Urban Development                | 086 |   | 8119 | 001 | 13,855,100.00            |
| Total, Regulatory Fees   |     |   |      |     | <u>14,639,699,845.64</u> |

#### Other

|   |     |   |      |     |                             |
|---|-----|---|------|-----|-----------------------------|
| Tonnage Duty Fees   | 020 |   | 0311 | 000 | 31,763,987.45               |
| Restoration, Rocky Mountain Arsenal, Army   | 021 | X | 5098 | 001 | 1,362,580.80                |
| Diversion Control Fee, OGV Proceeds, DEA, Justice   | 015 | X | 5131 | 004 | 722,125.98                  |
| H-1B and L Fraud Prevention and Detection Account   | 070 |   | 5389 | 001 | 137,151,912.88              |
| Fisheries Enforcement Asset Forfeiture Fund Deposits, National Oceanic and Atmospheric Administration, Commerce   | 013 | X | 5583 | 001 | 2,374,271.24                |
| Sanctuaries Enforcement Asset Forfeiture Fund Deposits, National Oceanic and Atmospheric Administration, Commerce | 013 | X | 5584 | 001 | 1,109,927.46                |
| Earnings on Investment, High-Hazard Indian Dam Safety Deferred Maintenance Fund                                   | 014 |   | 5637 | 002 | 3,540,540.60                |
| Temporary L-1 Visa Fees, 9-11 Response and Biometric Exit Account, USCBP, Homeland Security                       | 070 | X | 5702 | 001 | 2,522,250.00                |
| Temporary H-1B Visa Fees, 9-11 Response and Biometric Exit Account, USCBP, Homeland Security                      | 070 | X | 5702 | 003 | 10,474,000.00               |
| Payment from Commodity Credit Corporation, Emergency Citrus Disease Research and Development Trust                | 012 | X | 8559 | 001 | 25,000,000.00               |
| Total, Other  |     |   |      |     | <u>216,021,596.41</u>       |
| Total, Offsetting Governmental Receipts   |     |   |      |     | <u>14,855,721,442.05</u>    |
| Total, Receipts by Source Categories  |     |   |      |     | <u>6,189,834,695,515.20</u> |

# **Part Three**

---

**Detail of Appropriations, Outlays, and Balances**

Appropriations, Outlays, and Balances - Continued

| Appropriation or Fund Account<br><br>Title  | Account Symbol            |     |     |      | Balances,<br>Beginning of<br>Fiscal Year | Appropriations<br>and Other<br>Obligational<br>Authority <sup>1</sup> | Transfers<br>Borrowings<br>and<br>Investment<br>(Net) <sup>2</sup> | Outlays<br>(Net) | Balances<br>Withdrawn<br>and Other<br>Transactions <sup>3</sup> | Balances, End<br>of Fiscal Year |               |
|---|---------------------------|-----|-----|------|--|---|--|------------------|---|---------------------------------|---------------|
|   | Period of<br>Availability | ATA | AID | MAIN |  |   |  |                  |   |                                 | SUB           |
| <p><b>Legislative Branch</b></p> <p><b>Senate</b></p> <p><b>General Fund Accounts</b></p>   |                           |     |     |      |  |   |  |                  |   |                                 |               |
| <p>Compensation of Members and Related Administrative Expenses, Senate<br/>Fund Resources:</p>  |                           |     |     |      |  |   |  |                  |   |                                 |               |
| Undisbursed Funds   | 2023                      |     | 000 | 0100 | 000                                      | -----   | 24,949,150.00  | -----            | 22,131,865.46   | -----                           | 2,817,284.54  |
|   | 2022                      |     |     |      |  | 2,818,937.93  | -----  | -----            | 2,022,926.00  | -----                           | 796,011.93    |
|   | 2021                      |     |     |      |  | 1,010,788.39  | -----  | -----            | -----   | 1,010,788.39                    | -----         |
|   | Subtotal                  |     | 000 | 0100 | 000                                      | 3,829,726.32  | 24,949,150.00  | -----            | 24,154,791.46   | 1,010,788.39                    | 3,613,296.47  |
| <p>Expense Allowances of the Vice President, the President Pro Tempore,<br/>Majority and Minority Leaders, Majority and Minority Whips, and<br/>Chairmen of the Majority and Minority Conference Committees, Senate<br/>Fund Resources:</p> |                           |     |     |      |  |   |  |                  |   |                                 |               |
| Undisbursed Funds   | 2023                      |     | 000 | 0107 | 000                                      | -----   | 195,000.00   | -----            | 76,424.09   | -----                           | 118,575.91    |
|   | 2022                      |     |     |      |  | 130,497.22  | -----  | -----            | 1,959.13  | -----                           | 128,538.09    |
|   | 2021                      |     |     |      |  | 111,439.70  | -----  | -----            | -----   | 111,439.70                      | -----         |
|   | Subtotal                  |     | 000 | 0107 | 000                                      | 241,936.92  | 195,000.00   | -----            | 78,383.22   | 111,439.70                      | 247,114.00    |
| <p>Representation Allowances for the Majority and Minority Leaders,<br/>Senate<br/>Fund Resources:</p>  |                           |     |     |      |  |   |  |                  |   |                                 |               |
| Undisbursed Funds   | 2023                      |     | 000 | 0108 | 000                                      | -----   | 30,000.00  | -----            | -----   | -----                           | 30,000.00     |
|   | 2022                      |     |     |      |  | 30,000.00   | -----  | -----            | -----   | -----                           | 30,000.00     |
|   | 2021                      |     |     |      |  | 14,070.00   | -----  | -----            | -----   | 14,070.00                       | -----         |
|   | Subtotal                  |     | 000 | 0108 | 000                                      | 44,070.00   | 30,000.00  | -----            | -----   | 14,070.00                       | 60,000.00     |
| <p>Salaries, Officers and Employees, Senate<br/>Fund Resources:</p>   |                           |     |     |      |  |   |  |                  |   |                                 |               |
| Undisbursed Funds   | 2023-2025                 |     | 000 | 0110 | 000                                      | -----   | 1,031,866.00   | -----            | 1,031,866.00  | -----                           | -----         |
|   | 2022-2024                 |     |     |      |  | -----   | 6,300.00   | 14,000.00        | 20,300.00   | -----                           | -----         |
|   | 2023                      |     |     |      |  | -----   | 244,164,420.32   | -----            | 219,476,451.55  | -----                           | 24,687,968.77 |
|   | 2022                      |     |     |      |  | 29,348,038.51   | -----  | -----            | 19,926,004.50   | -----                           | 9,422,034.01  |
|   | 2021                      |     |     |      |  | 8,864,577.03  | -----  | -----            | 578,764.72  | 8,285,812.31                    | -----         |
|   | No Year                   |     |     |      |  | 28.38   | -----  | -----            | -17,687.18  | -----                           | 17,715.56     |
|   | Subtotal                  |     | 000 | 0110 | 000                                      | 38,212,643.92   | 245,202,586.32   | 14,000.00        | 241,015,699.59  | 8,285,812.31                    | 34,127,718.34 |
| <p>Contingent Expenses, Miscellaneous Items, Senate<br/>Fund Resources:</p>   |                           |     |     |      |  |   |  |                  |   |                                 |               |
| Undisbursed Funds   | 2023-2025                 |     | 000 | 0123 | 000                                      | -----   | 20,282,134.00  | -----            | 10,271,289.93   | -----                           | 10,010,844.07 |
|   | 2022-2024                 |     |     |      |  | 10,100,909.79   | -6,300.00  | -5,538,000.00    | 1,657,585.66  | -----                           | 2,899,024.13  |
|   | 2023                      |     |     |      |  | -----   | 512,579.68   | -----            | 213,354.40  | -----                           | 299,225.28    |
|   | 2021-2023                 |     |     |      |  | 8,419,930.32  | -----  | -1,686,000.00    | 5,724,254.65  | -----                           | 1,009,675.67  |
|   | 2022                      |     |     |      |  | 116,989.30  | -----  | -----            | 48,270.57   | -----                           | 68,718.73     |
|   | 2020-2022                 |     |     |      |  | 4,595,336.28  | -----  | -----            | 147,877.61  | -----                           | 4,447,458.67  |
|   | 2021                      |     |     |      |  | 78,770.92   | -----  | -----            | 42,310.75   | 36,460.17                       | -----         |

Footnotes at End of Chapter



## Appropriations, Outlays, and Balances - Continued

| Appropriation or Fund Account<br><br>Title   | Account Symbol            |     |     |      | Balances,<br>Beginning of<br>Fiscal Year | Appropriations<br>and Other<br>Obligational<br>Authority <sup>1</sup> | Transfers<br>Borrowings<br>and<br>Investment<br>(Net) <sup>2</sup> | Outlays<br>(Net) | Balances<br>Withdrawn<br>and Other<br>Transactions <sup>3</sup> | Balances, End<br>of Fiscal Year |
|--|---------------------------|-----|-----|------|--|---|--|------------------|---|---------------------------------|
|  | Period of<br>Availability | ATA | AID | MAIN |  |   |  |                  |   |                                 |
|  | 2019-2021                 |     |     |      | 2,954,571.55                             | -----   | -----  | -----            | 2,954,571.55  | -----                           |
|  | No Year                   |     |     |      | 35,287,824.05                            | -----   | -----  | 4,420,295.49     | -----   | 30,867,528.56                   |
|  | Subtotal                  |     | 000 | 0123 | 61,554,332.21                            | 20,788,413.68   | -7,224,000.00  | 22,525,239.06    | 2,991,031.72  | 49,602,475.11                   |
| Contingent Expenses, Secretary of the Senate, Senate Fund Resources:                       |                           |     |     |      |  |   |  |                  |   |                                 |
| Undisbursed Funds  | 2023-2027                 |     | 000 | 0126 | -----                                    | 13,239,193.00   | -----  | 7,593,939.57     | -----   | 5,645,253.43                    |
|  | 2022-2026                 |     |     |      | 4,171,645.29                             | -----   | -----  | 4,029,104.88     | -----   | 142,540.41                      |
|  | 2021-2025                 |     |     |      | 598,353.01                               | -----   | -----  | 413,661.96       | -----   | 184,691.05                      |
|  | 2020-2024                 |     |     |      | 3,286,086.01                             | -----   | -----  | 715,512.54       | -----   | 2,570,573.47                    |
|  | 2019-2023                 |     |     |      | 54,969.33                                | -----   | -----  | 1,593.41         | -----   | 53,375.92                       |
|  | 2018-2022                 |     |     |      | 4,441.18                                 | -----   | -----  | 176.36           | -----   | 4,264.82                        |
|  | 2017-2021                 |     |     |      | 1.10                                     | -----   | -----  | -----            | 1.10  | -----                           |
|  | No Year                   |     |     |      | 17,323,276.71                            | 4,260,807.00  | -----  | 2,259,722.58     | -----   | 19,324,361.13                   |
|  | Subtotal                  |     | 000 | 0126 | 25,438,772.63                            | 17,500,000.00   | -----  | 15,013,711.30    | 1.10  | 27,925,060.23                   |
| Contingent Expenses, Sergeant at Arms and Doorkeeper of the Senate, Senate Fund Resources: |                           |     |     |      |  |   |  |                  |   |                                 |
| Undisbursed Funds  | 2023-2027                 |     | 000 | 0127 | -----                                    | 160,144,000.00  | -----  | 56,562,793.25    | -----   | 103,581,206.75                  |
|  | 2022-2026                 |     |     |      | 86,548,581.79                            | -----   | -----  | 51,462,694.42    | -----   | 35,085,887.37                   |
|  | 2021-2026                 |     |     |      | 1,776,706.09                             | -----   | -----  | 1,134,446.09     | -----   | 642,260.00                      |
|  | 2021-2025                 |     |     |      | 34,188,267.15                            | -----   | -----  | 11,872,956.57    | -----   | 22,315,310.58                   |
|  | 2020-2024                 |     |     |      | 24,657,613.42                            | -----   | -----  | 5,411,107.90     | -----   | 19,246,505.52                   |
|  | 2023                      |     |     |      | -----                                    | 11,600,000.00   | -----  | 7,500,000.00     | -----   | 4,100,000.00                    |
|  | 2019-2023                 |     |     |      | 13,626,466.37                            | -----   | -----  | 11,240,868.59    | -----   | 2,385,597.78                    |
|  | 2022                      |     |     |      | 7,200,000.00                             | -----   | -----  | 7,200,000.00     | -----   | -----                           |
|  | 2018-2022                 |     |     |      | 4,893,804.48                             | -----   | -----  | 4,464,732.18     | -----   | 429,072.30                      |
|  | 2021                      |     |     |      | 1,250,000.00                             | -----   | -----  | 1,250,000.00     | -----   | -----                           |
|  | 2017-2021                 |     |     |      | 753,769.12                               | -----   | -----  | 706,173.20       | 47,595.92   | -----                           |
|  | No Year                   |     |     |      | 8,740,497.78                             | 7,500,000.00  | -----  | 3,329,835.20     | -----   | 12,910,662.58                   |
|  | Subtotal                  |     | 000 | 0127 | 183,635,706.20                           | 179,244,000.00  | -----  | 162,135,607.40   | 47,595.92   | 200,696,502.88                  |
| Contingent Expenses of the Senate, Inquiries and Investigations, Senate Fund Resources:    |                           |     |     |      |  |   |  |                  |   |                                 |
| Undisbursed Funds  | 2023-2025                 |     | 000 | 0128 | -----                                    | 14,561,500.00   | -----  | 8,400,000.00     | -----   | 6,161,500.00                    |
|  | 2022-2024                 |     |     |      | 13,660,000.00                            | -----   | -----  | 13,600,000.00    | -----   | 60,000.00                       |
|  | 2023                      |     |     |      | -----                                    | 131,053,500.00  | -----  | 113,736,931.35   | -----   | 17,316,568.65                   |
|  | 2021-2023                 |     |     |      | 6,350,000.00                             | -----   | -----  | 6,300,000.00     | -----   | 50,000.00                       |
|  | 2022                      |     |     |      | 16,291,959.99                            | -----   | -----  | 16,248,200.24    | -----   | 43,759.75                       |
|  | 2020-2022                 |     |     |      | 400,000.00                               | -----   | -----  | -3,350,000.00    | -----   | 3,750,000.00                    |
|  | 2021                      |     |     |      | 3,570,240.28                             | -----   | -----  | 141,527.85       | 3,428,712.43  | -----                           |
|  | 2019-2021                 |     |     |      | 5,650,000.00                             | -----   | -----  | 5,600,000.00     | 50,000.00   | -----                           |

Footnotes at End of Chapter

Appropriations, Outlays, and Balances - Continued

| Appropriation or Fund Account<br><br>Title   | Account Symbol            |     |      |             | Balances,<br>Beginning of<br>Fiscal Year | Appropriations<br>and Other<br>Obligational<br>Authority <sup>1</sup> | Transfers<br>Borrowings<br>and<br>Investment<br>(Net) <sup>2</sup> | Outlays<br>(Net) | Balances<br>Withdrawn<br>and Other<br>Transactions <sup>3</sup> | Balances, End<br>of Fiscal Year |
|--|---------------------------|-----|------|-------------|--|---|--|------------------|---|---------------------------------|
|  | Period of<br>Availability | ATA | AID  | MAIN<br>SUB |  |   |  |                  |   |                                 |
| Subtotal   |                           | 000 | 0128 | 000         | 45,922,200.27                            | 145,615,000.00  | -----  | 160,676,659.44   | 3,478,712.43  | 27,381,828.40                   |
| Contingent Expenses, United States Senate Caucus on International Narcotics Control, Senate Fund Resources:  |                           |     |      |             |  |   |  |                  |   |                                 |
| Undisbursed Funds  | 2023                      | 000 | 0129 | 000         | -----                                    | 552,000.00  | -----  | 304,642.63       | -----   | 247,357.37                      |
|  | 2022                      |     |      |             | 210,924.83                               | -----   | -----  | 22,789.50        | -----   | 188,135.33                      |
|  | 2021                      |     |      |             | 168,563.55                               | -----   | -----  | -----            | 168,563.55  | -----                           |
| Subtotal   |                           | 000 | 0129 | 000         | 379,488.38                               | 552,000.00  | -----  | 327,432.13       | 168,563.55  | 435,492.70                      |
| Contingent Expenses, Senator's Official Personnel and Office Expense Account, Senate Fund Resources:   |                           |     |      |             |  |   |  |                  |   |                                 |
| Undisbursed Funds  | 2023-2025                 | 000 | 0130 | 000         | -----                                    | 26,628,950.00   | -----  | 20,000,000.00    | -----   | 6,628,950.00                    |
|  | 2022-2024                 |     |      |             | 10,128,950.00                            | -----   | 5,524,000.00   | 15,000,000.00    | -----   | 652,950.00                      |
|  | 2023                      |     |      |             | -----                                    | 498,471,050.00  | -----  | 441,284,744.49   | -----   | 57,186,305.51                   |
|  | 2021-2023                 |     |      |             | 628,950.00                               | -----   | 1,686,000.00   | 2,300,000.00     | -----   | 14,950.00                       |
|  | 2022                      |     |      |             | 51,194,914.02                            | -----   | -----  | 51,068,568.42    | -----   | 126,345.60                      |
|  | 2020-2022                 |     |      |             | 258,950.00                               | -----   | -----  | 150,000.00       | -----   | 108,950.00                      |
|  | 2021                      |     |      |             | 671,074.27                               | -----   | -----  | 607,741.90       | 63,332.37   | -----                           |
|  | 2019-2021                 |     |      |             | 28,950.00                                | -----   | -----  | -----            | 28,950.00   | -----                           |
| Subtotal   |                           | 000 | 0130 | 000         | 62,911,788.29                            | 525,100,000.00  | 7,210,000.00   | 530,411,054.81   | 92,282.37   | 64,718,451.11                   |
| Official Mail Costs, Senate Fund Resources:  |                           |     |      |             |  |   |  |                  |   |                                 |
| Undisbursed Funds  | 2023                      | 000 | 0132 | 000         | -----                                    | 300,000.00  | -----  | 119,678.91       | -----   | 180,321.09                      |
|  | 2022                      |     |      |             | 157,710.56                               | -----   | -----  | 11,860.44        | -----   | 145,850.12                      |
|  | 2021                      |     |      |             | 178,015.73                               | -----   | -----  | -----            | 178,015.73  | -----                           |
| Subtotal   |                           | 000 | 0132 | 000         | 335,726.29                               | 300,000.00  | -----  | 131,539.35       | 178,015.73  | 326,171.21                      |
| Contingent Expenses, Stationery, Revolving Fund, Senate Fund Resources:  |                           |     |      |             |  |   |  |                  |   |                                 |
| Undisbursed Funds  | No Year                   | 000 | 0140 | 000         | 2,642,506.31                             | -----   | -----  | 265,359.20       | -----   | 2,377,147.11                    |
| Salaries and Expenses, Office of Senate Legal Counsel, Senate Fund Resources:  |                           |     |      |             |  |   |  |                  |   |                                 |
| Undisbursed Funds  | 2023                      | 000 | 0171 | 000         | -----                                    | 1,350,000.00  | -----  | 1,034,486.82     | -----   | 315,513.18                      |
|  | 2022                      |     |      |             | 355,313.18                               | -----   | -----  | 88,338.93        | -----   | 266,974.25                      |
|  | 2021                      |     |      |             | 238,975.71                               | -----   | -----  | -----            | 238,975.71  | -----                           |
| Subtotal   |                           | 000 | 0171 | 000         | 594,288.89                               | 1,350,000.00  | -----  | 1,122,825.75     | 238,975.71  | 582,487.43                      |
| Expense Allowance for the Secretary of the Senate, Sergeant at Arms and Doorkeeper of the Senate and Secretaries for the Majority and for the Minority of the Senate, Senate Fund Resources: |                           |     |      |             |  |   |  |                  |   |                                 |
| Undisbursed Funds  | 2023-2027                 | 000 | 0172 | 000         | -----                                    | 15,000.00   | -----  | 13,475.75        | -----   | 1,524.25                        |
|  | 2020-2024                 |     |      |             | 0.39                                     | -----   | -----  | -----            | -----   | 0.39                            |
|  | 2023                      |     |      |             | -----                                    | 30,000.00   | -----  | 17,669.71        | -----   | 12,330.29                       |

Footnotes at End of Chapter

## Appropriations, Outlays, and Balances - Continued

| Appropriation or Fund Account<br><br>Title                                     | Account Symbol            |     |     |      | Balances,<br>Beginning of<br>Fiscal Year | Appropriations<br>and Other<br>Obligational<br>Authority <sup>1</sup> | Transfers<br>Borrowings<br>and<br>Investment<br>(Net) <sup>2</sup> | Outlays<br>(Net) | Balances<br>Withdrawn<br>and Other<br>Transactions <sup>3</sup> | Balances, End<br>of Fiscal Year |               |
|--|---------------------------|-----|-----|------|--|---|--|------------------|---|---------------------------------|---------------|
|  | Period of<br>Availability | ATA | AID | MAIN |  |   |  |                  |   |                                 | SUB           |
|  | 2022                      |     |     |      | 10,707.44                                | -----   | -----  | 677.75           | -----   | 10,029.69                       |               |
|  | 2021                      |     |     |      | 11,037.06                                | -----   | -----  | -----            | 11,037.06   | -----                           |               |
|  | Subtotal                  |     | 000 | 0172 | 000                                      | 21,744.89   | 45,000.00  | -----            | 31,823.21   | 11,037.06                       | 23,884.62     |
| Sergeant at Arms Business Continuity and Disaster Recovery Fund, Senate        |                           |     |     |      |  |   |  |                  |   |                                 |               |
| Fund Resources:  |                           |     |     |      |  |   |  |                  |   |                                 |               |
| Undisbursed Funds  | No Year                   |     | 000 | 0175 | 000                                      | 25,000,000.00   | -----  | -----            | 485,251.30  | -----                           | 24,514,748.70 |
| Contingent Expenses, Sergeant at Arms Fellowships Fund, Senate                 |                           |     |     |      |  |   |  |                  |   |                                 |               |
| Fund Resources:  |                           |     |     |      |  |   |  |                  |   |                                 |               |
| Undisbursed Funds  | No Year                   |     | 000 | 0176 | 000                                      | -----   | 6,277,000.00   | -----            | -----   | -----                           | 6,277,000.00  |
| Salaries and Expenses, Office of the Legislative Counsel of the Senate, Senate |                           |     |     |      |  |   |  |                  |   |                                 |               |
| Fund Resources:  |                           |     |     |      |  |   |  |                  |   |                                 |               |
| Undisbursed Funds  | 2023                      |     | 000 | 0185 | 000                                      | -----   | 8,150,000.00   | -----            | 7,054,844.37  | -----                           | 1,095,155.63  |
|  | 2022                      |     |     |      |  | 1,026,056.05  | -----  | -----            | 634,320.85  | -----                           | 391,735.20    |
|  | 2021                      |     |     |      |  | 246,849.06  | -----  | -----            | -----   | 246,849.06                      | -----         |
|  | Subtotal                  |     | 000 | 0185 | 000                                      | 1,272,905.11  | 8,150,000.00   | -----            | 7,689,165.22  | 246,849.06                      | 1,486,890.83  |
| Congressional Use of Foreign Currency, Senate                                  |                           |     |     |      |  |   |  |                  |   |                                 |               |
| Fund Resources:  |                           |     |     |      |  |   |  |                  |   |                                 |               |
| Undisbursed Funds  | No Year                   |     | 000 | 0188 | 001                                      | 9,816,789.76  | 9,500,000.00   | -----            | 9,459,194.78  | -----                           | 9,857,594.98  |
| <b>Public Enterprise Funds</b>   |                           |     |     |      |  |   |  |                  |   |                                 |               |
| Senate Restaurant Fund, Senate   |                           |     |     |      |  |   |  |                  |   |                                 |               |
| Fund Resources:  |                           |     |     |      |  |   |  |                  |   |                                 |               |
| Undisbursed Funds  | No Year                   |     | 000 | 4022 | 000                                      | 4,661,850.99  | -----  | -----            | -42,890.38  | -----                           | 4,704,741.37  |
| Contingent Expenses, Senate Computer Center Revolving Fund, Senate             |                           |     |     |      |  |   |  |                  |   |                                 |               |
| Fund Resources:  |                           |     |     |      |  |   |  |                  |   |                                 |               |
| Undisbursed Funds  | No Year                   |     | 000 | 4046 | 000                                      | 10,000.00   | -----  | -----            | -----   | -----                           | 10,000.00     |
| Senate Health Promotion, Revolving Fund, Senate                                |                           |     |     |      |  |   |  |                  |   |                                 |               |
| Fund Resources:  |                           |     |     |      |  |   |  |                  |   |                                 |               |
| Undisbursed Funds  | No Year                   |     | 000 | 4051 | 000                                      | 4,775.40  | -----  | -----            | -----   | -----                           | 4,775.40      |
| Senate Office of Public Records, Revolving Fund, Senate                        |                           |     |     |      |  |   |  |                  |   |                                 |               |
| Fund Resources:  |                           |     |     |      |  |   |  |                  |   |                                 |               |
| Undisbursed Funds  | No Year                   |     | 000 | 4052 | 000                                      | 283,646.88  | -----  | -----            | -----   | -----                           | 283,646.88    |
| Senate Gift Shop Revolving Fund, Senate  |                           |     |     |      |  |   |  |                  |   |                                 |               |
| Fund Resources:  |                           |     |     |      |  |   |  |                  |   |                                 |               |
| Undisbursed Funds  | No Year                   |     | 000 | 4062 | 000                                      | 6,711,319.01  | -----  | -----            | 171,097.34  | -----                           | 6,540,221.67  |
| Senate Photographic Studio Revolving Fund, Senate                              |                           |     |     |      |  |   |  |                  |   |                                 |               |
| Fund Resources:  |                           |     |     |      |  |   |  |                  |   |                                 |               |
| Undisbursed Funds  | No Year                   |     | 000 | 4086 | 000                                      | 1,037,953.38  | -----  | -----            | -23,058.41  | -----                           | 1,061,011.79  |
| Senate Recording Studio Revolving Fund, Senate                                 |                           |     |     |      |  |   |  |                  |   |                                 |               |
| Fund Resources:  |                           |     |     |      |  |   |  |                  |   |                                 |               |
| Undisbursed Funds  | No Year                   |     | 000 | 4087 | 000                                      | 1,711,297.91  | -----  | -----            | 23,716.04   | -----                           | 1,687,581.87  |

Footnotes at End of Chapter

Appropriations, Outlays, and Balances - Continued

| Appropriation or Fund Account<br><br>Title   | Account Symbol            |     |     |      | Balances,<br>Beginning of<br>Fiscal Year | Appropriations<br>and Other<br>Obligational<br>Authority <sup>1</sup> | Transfers<br>Borrowings<br>and<br>Investment<br>(Net) <sup>2</sup> | Outlays<br>(Net) | Balances<br>Withdrawn<br>and Other<br>Transactions <sup>3</sup> | Balances, End<br>of Fiscal Year |                       |
|--|---------------------------|-----|-----|------|--|---|--|------------------|---|---------------------------------|-----------------------|
|  | Period of<br>Availability | ATA | AID | MAIN |  |   |  |                  |   |                                 | SUB                   |
| Daniel Webster Senate Page Resident Revolving Fund, Senate<br>Fund Resources:<br>Undisbursed Funds                               | No Year                   |     | 000 | 4101 | 000                                      | 666,936.91  | -----  | -----            | 11,194.51   | -----                           | 655,742.40            |
| Senate Hair Care Revolving Fund, Senate<br>Fund Resources:<br>Undisbursed Funds  | No Year                   |     | 000 | 4326 | 000                                      | 145,955.24  | -----  | -----            | 20,769.13   | -----                           | 125,186.11            |
| <b>Total, Senate</b>   |                           |     |     |      |  | <b>477,088,362.11</b>   | <b>1,184,798,150.00</b>  | <b>-----</b>     | <b>1,175,684,565.45</b>   | <b>16,875,175.05</b>            | <b>469,326,771.61</b> |
| <b>House of Representatives</b>  |                           |     |     |      |  |   |  |                  |   |                                 |                       |
| <b>General Fund Accounts</b>   |                           |     |     |      |  |   |  |                  |   |                                 |                       |
| Compensation of Members and Related Administrative Expenses, House of<br>Representatives<br>Fund Resources:<br>Undisbursed Funds | 2023                      |     | 000 | 0200 | 000                                      | -----   | 107,844,700.00   | -----            | 96,225,057.65   | -----                           | 11,619,642.35         |
|  | 2022                      |     |     |      |  | 12,226,070.09   | -4,058,611.55  | -----            | 8,167,458.54  | -----                           | -----                 |
|  | 2021                      |     |     |      |  | 2,860,934.06  | -2,866,226.92  | -----            | -8,035.17   | 2,742.31                        | -----                 |
|  | 2020                      |     |     |      |  | -75.06  | -----  | -----            | 0.45  | -----                           | <sup>4</sup> -75.51   |
|  | Subtotal                  |     | 000 | 0200 | 000                                      | 15,086,929.09   | 100,919,861.53   | -----            | 104,384,481.47  | 2,742.31                        | 11,619,566.84         |
| Payment to Widows and Heirs of Deceased Members of Congress, House of<br>Representatives<br>Fund Resources:<br>Undisbursed Funds | No Year                   |     | 000 | 0215 | 000                                      | -----   | 348,000.00   | -----            | <sup>5</sup> 348,000.00   | -----                           | -----                 |
| Salaries and Expenses, House of Representatives<br>Fund Resources:<br>Undisbursed Funds  | 2023-2025                 |     | 000 | 0400 | 000                                      | -----   | 206,081,000.00   | -----            | 180,722,302.24  | -----                           | 25,358,697.76         |
|  | 2023-2024                 |     |     |      |  | -----   | 408,823,053.10   | -----            | 309,076,489.54  | -----                           | 99,746,563.56         |
|  | 2023                      |     |     |      |  | -----   | 1,086,902,405.88   | -----            | 975,241,374.41  | -----                           | 111,661,031.47        |
|  | 2022-2023                 |     |     |      |  | 124,056,777.60  | -----  | -----            | 110,614,478.17  | -----                           | 13,442,299.43         |
|  | 2021-2023                 |     |     |      |  | 479,126.70  | -----  | -----            | 194,511.53  | -----                           | 284,615.17            |
|  | 2022                      |     |     |      |  | 94,139,525.30   | -----  | -----            | 73,963,885.03   | -----                           | 20,175,640.27         |
|  | 2021-2022                 |     |     |      |  | 12,597,306.28   | -----  | -----            | 1,316,314.46  | -----                           | 11,280,991.82         |
|  | 2021                      |     |     |      |  | 10,280,210.22   | -----  | -----            | 6,041,381.93  | 2,260,950.27                    | 1,977,878.02          |
|  | 2020-2021                 |     |     |      |  | 8,358,582.27  | -----  | -5,759,287.65    | 774.26  | 2,598,520.36                    | -----                 |
|  | 2019-2021                 |     |     |      |  | 87,622.29   | -----  | -87,622.29       | -----   | -----                           | -----                 |
|  | 2020                      |     |     |      |  | 4,463,501.60  | -----  | -4,463,501.60    | -----   | -----                           | -----                 |
|  | No Year                   |     |     |      |  | 186,741,133.95  | 145,724,541.02   | 10,310,411.54    | 73,315,122.60   | -----                           | 269,460,963.91        |
|  | Subtotal                  |     | 000 | 0400 | 000                                      | 441,203,786.21  | 1,847,531,000.00   | -----            | 1,730,486,634.17  | 4,859,470.63                    | 553,388,681.41        |
| Contingent Expenses, Stationery, Revolving Fund, House of<br>Representatives<br>Fund Resources:<br>Undisbursed Funds             | No Year                   |     | 000 | 0440 | 000                                      | 3,012,197.63  | -----  | -----            | 600,756.42  | -----                           | 2,411,441.21          |

Footnotes at End of Chapter

## Appropriations, Outlays, and Balances - Continued

| Appropriation or Fund Account<br><br>Title   | Account Symbol            |     |     |      | Balances,<br>Beginning of<br>Fiscal Year | Appropriations<br>and Other<br>Obligational<br>Authority <sup>1</sup> | Transfers<br>Borrowings<br>and<br>Investment<br>(Net) <sup>2</sup> | Outlays<br>(Net) | Balances<br>Withdrawn<br>and Other<br>Transactions <sup>3</sup> | Balances, End<br>of Fiscal Year |                |
|--|---------------------------|-----|-----|------|--|---|--|------------------|---|---------------------------------|----------------|
|  | Period of<br>Availability | ATA | AID | MAIN |  |   |  |                  |   |                                 | SUB            |
| Congressional Use of Foreign Currency, House of Representatives<br>Fund Resources:<br>Undisbursed Funds                          | No Year                   |     | 000 | 0488 | 001                                      | 4,630,445.88  | 9,500,000.00   | -----            | 10,614,629.57   | -----                           | 3,515,816.31   |
| <b>Public Enterprise Funds</b>   |                           |     |     |      |  |   |  |                  |   |                                 |                |
| Contingent Expenses, House Recording Studio, Revolving Fund, House of<br>Representatives<br>Fund Resources:<br>Undisbursed Funds | No Year                   |     | 000 | 4004 | 000                                      | 2,288,761.33  | -----  | -----            | 328,712.64  | -----                           | 1,960,048.69   |
| Contingent Expenses, Page Residence Hall and Meal Plan, House of<br>Representatives<br>Fund Resources:<br>Undisbursed Funds      | No Year                   |     | 000 | 4011 | 000                                      | 0.64  | -----  | -----            | -----   | -----                           | 0.64           |
| House Services Revolving Fund, House of Representatives<br>Fund Resources:<br>Undisbursed Funds                                  | No Year                   |     | 000 | 4199 | 000                                      | 3,813,818.90  | -----  | -----            | -2,259.55   | -----                           | 3,816,078.45   |
| House Child Care Center Revolving Fund, House of Representatives<br>Fund Resources:<br>Undisbursed Funds                         | No Year                   |     | 000 | 4436 | 000                                      | 3,473,921.14  | -----  | -----            | 992,443.69  | -----                           | 2,481,477.45   |
| <b>Intragovernmental Funds</b>   |                           |     |     |      |  |   |  |                  |   |                                 |                |
| Net Expenses of Equipment Revolving Fund, House of Representatives<br>Fund Resources:<br>Undisbursed Funds                       | No Year                   |     | 000 | 4509 | 000                                      | 2,795,899.95  | -----  | -----            | 447,323.88  | -----                           | 2,348,576.07   |
| Net Expenses of Telecommunications Revolving Fund, House of<br>Representatives<br>Fund Resources:<br>Undisbursed Funds           | No Year                   |     | 000 | 4515 | 000                                      | 5,561,906.69  | -----  | -----            | 175,440.23  | -----                           | 5,386,466.46   |
| <b>Total, House of Representatives</b>   |                           |     |     |      |  | 481,867,667.46  | 1,958,298,861.53   | -----            | 1,848,376,162.52  | 4,862,212.94                    | 586,928,153.53 |
| <b>Joint Items</b>   |                           |     |     |      |  |   |  |                  |   |                                 |                |
| <b>General Fund Accounts</b>   |                           |     |     |      |  |   |  |                  |   |                                 |                |
| Salaries and Contingent Expenses, Joint Economic Committee, Senate<br>Fund Resources:<br>Undisbursed Funds                       | 2023                      |     | 000 | 0181 | 000                                      | -----   | 4,283,000.00   | -----            | 2,777,073.40  | -----                           | 1,505,926.60   |
|  | 2022                      |     |     |      |  | 982,627.81  | -----  | -----            | 517,466.56  | -----                           | 465,161.25     |
|  | 2021                      |     |     |      |  | 726,952.97  | -----  | -----            | 10,479.00   | 716,473.97                      | -----          |
|  | Subtotal                  |     | 000 | 0181 | 000                                      | 1,709,580.78  | 4,283,000.00   | -----            | 3,305,018.96  | 716,473.97                      | 1,971,087.85   |
| Joint Congressional Committee on Inaugural Ceremonies of 2021, Senate<br>Fund Resources:<br>Undisbursed Funds                    | 2020-2021                 |     | 000 | 0186 | 000                                      | 319,696.10  | -----  | -----            | 7,219.23  | 312,476.87                      | -----          |
| Office of Congressional Accessibility Services, Senate<br>Fund Resources:<br>Undisbursed Funds                                   | 2023                      |     | 000 | 0190 | 000                                      | -----   | 1,702,000.00   | -----            | 1,082,370.07  | -----                           | 619,629.93     |
|  | 2022                      |     |     |      |  | 355,593.08  | -----  | -----            | 103,802.80  | -----                           | 251,790.28     |

Footnotes at End of Chapter

Appropriations, Outlays, and Balances - Continued

| Appropriation or Fund Account<br><br>Title  | Account Symbol            |     |     |      | Balances,<br>Beginning of<br>Fiscal Year | Appropriations<br>and Other<br>Obligational<br>Authority <sup>1</sup> | Transfers<br>Borrowings<br>and<br>Investment<br>(Net) <sup>2</sup> | Outlays<br>(Net) | Balances<br>Withdrawn<br>and Other<br>Transactions <sup>3</sup> | Balances, End<br>of Fiscal Year |                |
|---|---------------------------|-----|-----|------|--|---|--|------------------|---|---------------------------------|----------------|
|   | Period of<br>Availability | ATA | AID | MAIN |  |   |  |                  |   |                                 | SUB            |
|   | 2021                      |     |     |      | 309,819.52                               | -----   | -----  | 50,315.00        | 259,504.52  | -----                           |                |
|   | No Year                   |     |     |      | 50,000.00                                | -----   | -----  | 50,000.00        | -----   | -----                           |                |
|   | Subtotal                  |     | 000 | 0190 | 000                                      | 715,412.60  | 1,702,000.00   | -----            | 1,286,487.87  | 259,504.52                      | 871,420.21     |
| Contingent Expenses, Office of the Attending Physician, House of Representatives<br>Fund Resources: |                           |     |     |      |  |   |  |                  |   |                                 |                |
| Undisbursed Funds   | 2023                      |     | 000 | 0425 | 000                                      | -----   | 4,221,000.00   | -----            | 3,003,304.49  | -----                           | 1,217,695.51   |
|   | 2022                      |     |     |      | 943,726.76                               | -----   | -----  | 808,109.09       | -----   | 135,617.67                      |                |
|   | 2021                      |     |     |      | 125,318.93                               | -----   | -----  | -3,847.02        | 129,165.95  | -----                           |                |
|   | No Year                   |     |     |      | 4,174,744.06                             | 5,000,000.00  | -----  | 428,806.30       | -----   | 8,745,937.76                    |                |
|   | Subtotal                  |     | 000 | 0425 | 000                                      | 5,243,789.75  | 9,221,000.00   | -----            | 4,236,372.86  | 129,165.95                      | 10,099,250.94  |
| Contingent Expenses, Joint Committee on Taxation, House of Representatives<br>Fund Resources:       |                           |     |     |      |  |   |  |                  |   |                                 |                |
| Undisbursed Funds   | 2023                      |     | 000 | 0460 | 000                                      | -----   | 12,948,000.00  | -----            | 11,813,538.36   | -----                           | 1,134,461.64   |
|   | 2022                      |     |     |      | 878,155.39                               | -----   | -----  | 724,363.37       | -----   | 153,792.02                      |                |
|   | 2021                      |     |     |      | 154,426.38                               | -----   | -----  | 355.56           | 154,070.82  | -----                           |                |
|   | Subtotal                  |     | 000 | 0460 | 000                                      | 1,032,581.77  | 12,948,000.00  | -----            | 12,538,257.29   | 154,070.82                      | 1,288,253.66   |
| Total, Joint Items  |                           |     |     |      | 9,021,061.00                             | 28,154,000.00   | -----  | 21,373,356.21    | 1,571,692.13  | 14,230,012.66                   |                |
| <b>Capitol Police</b>   |                           |     |     |      |  |   |  |                  |   |                                 |                |
| <b>General Fund Accounts</b>  |                           |     |     |      |  |   |  |                  |   |                                 |                |
| General Expenses, Capitol Police, House of Representatives<br>Fund Resources:                       |                           |     |     |      |  |   |  |                  |   |                                 |                |
| Undisbursed Funds   | No Year                   |     | 000 | 0476 | 000                                      | 5,395.01  | -----  | -----            | -----   | -----                           | 5,395.01       |
| Funds Held Outside the Treasury   | 2001                      |     |     |      | 4,000.00                                 | -----   | -----  | -----            | -----   | -----                           | 4,000.00       |
|   | Subtotal                  |     | 000 | 0476 | 000                                      | 9,395.01  | -----  | -----            | -----   | -----                           | 9,395.01       |
| Security Enhancements, Capitol Police Board, House of Representatives<br>Fund Resources:            |                           |     |     |      |  |   |  |                  |   |                                 |                |
| Undisbursed Funds   | No Year                   |     | 002 | 0461 | 000                                      | 775,879.36  | -----  | -----            | 42,003.52   | -----                           | 733,875.84     |
| General Expenses, Capitol Police<br>Fund Resources:   |                           |     |     |      |  |   |  |                  |   |                                 |                |
| Undisbursed Funds   | 2023-2025                 |     | 002 | 0476 | 000                                      | -----   | 6,028,000.00   | -----            | -----   | -----                           | 6,028,000.00   |
|   | 2023-2024                 |     |     |      | -----                                    | -----   | -----  | -2,465,166.81    | -----   | -----                           | 2,465,166.81   |
|   | 2023                      |     |     |      | -----                                    | 195,651,398.00  | -4,000.00  | 59,136,232.23    | -----   | -----                           | 136,511,165.77 |
|   | 2022-2023                 |     |     |      | 1,686,023.94                             | -----   | -----  | 26,962.76        | -----   | -----                           | 1,659,061.18   |
|   | 2022                      |     |     |      | 100,932,341.91                           | -----   | -----  | 79,417,006.37    | -----   | -----                           | 21,515,335.54  |
|   | 2021-2022                 |     |     |      | 15,924,890.98                            | -----   | -----  | 5,827,607.61     | -----   | -----                           | 10,097,283.37  |
|   | 2021                      |     |     |      | 12,089,145.50                            | -----   | -----  | 2,983,826.70     | -----   | -----                           | 9,105,318.80   |
|   | 2020-2021                 |     |     |      | 149,702.36                               | -----   | -----  | 12,407.92        | -----   | -----                           | 137,294.44     |
|   | 2020                      |     |     |      | 6,908,655.33                             | -----   | -----  | 753,472.19       | -----   | -----                           | 6,155,183.14   |
|   | 2019-2020                 |     |     |      | 23,728.60                                | -----   | -----  | -----            | -----   | -----                           | 23,728.60      |

Footnotes at End of Chapter

## Appropriations, Outlays, and Balances - Continued

| Appropriation or Fund Account<br><br>Title  | Account Symbol            |     |      |      | Balances,<br>Beginning of<br>Fiscal Year | Appropriations<br>and Other<br>Obligational<br>Authority <sup>1</sup> | Transfers<br>Borrowings<br>and<br>Investment<br>(Net) <sup>2</sup> | Outlays<br>(Net) | Balances<br>Withdrawn<br>and Other<br>Transactions <sup>3</sup> | Balances, End<br>of Fiscal Year |
|---|---------------------------|-----|------|------|--|---|--|------------------|---|---------------------------------|
|   | Period of<br>Availability | ATA | AID  | MAIN |  |   |  |                  |   |                                 |
|   | 2019                      |     |      |      | 5,229,845.35                             | -----   | -----  | 14,818.25        | -----   | 5,215,027.10                    |
|   | 2018-2019                 |     |      |      | 22,294.55                                | -----   | -----  | -----            | -----   | 22,294.55                       |
|   | 2018                      |     |      |      | 2,741,810.74                             | -----   | 4,000.00   | 22,422.95        | 2,723,387.79  | -----                           |
|   | 2017-2018                 |     |      |      | 9,381.07                                 | -----   | -----  | -----            | 9,381.07  | -----                           |
|   | No Year                   |     |      |      | 23,806,374.74                            | -----   | -----  | -1,787,296.18    | -----   | 25,593,670.92                   |
| Funds Held Outside the Treasury   | 2023                      |     |      |      | -----                                    | -----   | 4,000.00   | -----            | -----   | 4,000.00                        |
|   | 2018                      |     |      |      | 4,000.00                                 | -----   | -4,000.00  | -----            | -----   | -----                           |
|   | 2001                      |     |      |      | -4,000.00                                | -----   | -----  | -----            | -----   | -4,000.00                       |
|   | Subtotal                  | 002 | 0476 | 000  | 169,524,195.07                           | 201,679,398.00  | -----  | 143,942,293.99   | 2,732,768.86  | 224,528,530.22                  |
| Salaries, Capitol Police<br>Fund Resources:   |                           |     |      |      |  |   |  |                  |   |                                 |
| Undisbursed Funds   | 2023-2024                 | 002 | 0477 | 000  | -----                                    | 3,450,000.00  | -----  | -----            | -----   | 3,450,000.00                    |
|   | 2023                      |     |      |      | -----                                    | 529,446,602.00  | -----  | 482,630,717.64   | -----   | 46,815,884.36                   |
|   | 2022                      |     |      |      | 44,733,944.96                            | -----   | -----  | 36,105,589.21    | -----   | 8,628,355.75                    |
|   | 2021-2022                 |     |      |      | 1,435,234.88                             | -----   | -----  | 43,957.61        | -----   | 1,391,277.27                    |
|   | 2021                      |     |      |      | 1,332,629.89                             | -----   | -----  | 137.32           | -----   | 1,332,492.57                    |
|   | 2020-2021                 |     |      |      | 321.65                                   | -----   | -----  | -----            | -----   | 321.65                          |
|   | 2020                      |     |      |      | 850,325.65                               | -----   | -----  | -1,180.93        | -----   | 851,506.58                      |
|   | 2019                      |     |      |      | 1,316,540.48                             | -----   | -----  | -20.55           | -----   | 1,316,561.03                    |
|   | 2018                      |     |      |      | 1,708,327.36                             | -----   | -----  | -----            | 1,708,327.36  | -----                           |
|   | No Year                   |     |      |      | 3,600,000.00                             | -----   | -----  | -----            | -----   | 3,600,000.00                    |
|   | Subtotal                  | 002 | 0477 | 000  | 54,977,324.87                            | 532,896,602.00  | -----  | 518,779,200.30   | 1,708,327.36  | 67,386,399.21                   |
| United States Capitol Police Mutual Aid Reimbursements, Capitol Police<br>Fund Resources: |                           |     |      |      |  |   |  |                  |   |                                 |
| Undisbursed Funds   | 2021-2026                 | 002 | 0478 | 000  | 23,980,135.20                            | -----   | -----  | 886,202.74       | -----   | 23,093,932.46                   |
| <b>Special Fund Accounts</b>  |                           |     |      |      |  |   |  |                  |   |                                 |
| United States Capitol Police Memorial Fund, Capitol Police<br>Fund Resources:             |                           |     |      |      |  |   |  |                  |   |                                 |
| Undisbursed Funds   | No Year                   | 002 | 5083 | 000  | 771,910.53                               | 126,360.15  | -----  | 223,655.00       | -----   | <sup>6</sup> 674,615.68         |
| Total, Capitol Police   |                           |     |      |      | 250,038,840.04                           | 734,702,360.15  | -----  | 663,873,355.55   | 4,441,096.22  | 316,426,748.42                  |
| <b>Office of Compliance</b>   |                           |     |      |      |  |   |  |                  |   |                                 |
| <b>General Fund Accounts</b>  |                           |     |      |      |  |   |  |                  |   |                                 |
| Awards and Settlements, Office of Congressional Workplace Rights<br>Fund Resources:       |                           |     |      |      |  |   |  |                  |   |                                 |
| Undisbursed Funds   | No Year                   | 009 | 1450 | 000  | 435,223.90                               | 98,879.05   | -----  | 505,782.67       | -----   | 28,320.28                       |
| Salaries and Expenses, Office of Compliance<br>Fund Resources:                            |                           |     |      |      |  |   |  |                  |   |                                 |
| Undisbursed Funds   | 2023-2024                 | 009 | 1600 | 000  | -----                                    | 2,500,000.00  | -----  | 216,674.89       | -----   | 2,283,325.11                    |
|   | 2023                      |     |      |      | -----                                    | 5,500,000.00  | -----  | 4,840,797.07     | -----   | 659,202.93                      |

Footnotes at End of Chapter

Appropriations, Outlays, and Balances - Continued

| Appropriation or Fund Account<br><br>Title                    | Account Symbol            |     |     |             | Balances,<br>Beginning of<br>Fiscal Year | Appropriations<br>and Other<br>Obligational<br>Authority <sup>1</sup> | Transfers<br>Borrowings<br>and<br>Investment<br>(Net) <sup>2</sup> | Outlays<br>(Net) | Balances<br>Withdrawn<br>and Other<br>Transactions <sup>3</sup> | Balances, End<br>of Fiscal Year |               |
|---|---------------------------|-----|-----|-------------|--|---|--|------------------|---|---------------------------------|---------------|
|   | Period of<br>Availability | ATA | AID | MAIN<br>SUB |  |   |  |                  |   |                                 |               |
|   | 2022-2023                 |     |     |             | 1,381,055.84                             | -----   | -----  | 1,105,441.47     | -----   | 275,614.37                      |               |
|   | 2022                      |     |     |             | 697,469.54                               | -----   | -----  | 490,164.24       | -----   | 207,305.30                      |               |
|   | 2021-2022                 |     |     |             | 275,725.42                               | -----   | -----  | 231,511.22       | -----   | 44,214.20                       |               |
|   | 2021                      |     |     |             | 819,861.52                               | -----   | -----  | -----            | -----   | 819,861.52                      |               |
|   | 2020-2021                 |     |     |             | 385,077.73                               | -----   | -----  | -----            | -----   | 385,077.73                      |               |
|   | 2020                      |     |     |             | 305,595.98                               | -----   | -----  | -----            | -----   | 305,595.98                      |               |
|   | 2019-2020                 |     |     |             | 99,214.35                                | -----   | -----  | -----            | -----   | 99,214.35                       |               |
|   | 2019                      |     |     |             | 136,336.97                               | -----   | -----  | -----            | -----   | 136,336.97                      |               |
|   | 2018-2019                 |     |     |             | 3,777.23                                 | -----   | -----  | -----            | -----   | 3,777.23                        |               |
|   | 2018                      |     |     |             | 28,419.33                                | -----   | -----  | -247.50          | 28,666.83   | -----                           |               |
|   | 2017-2018                 |     |     |             | 30,501.36                                | -----   | -----  | -----            | 30,501.36   | -----                           |               |
|   | Subtotal                  |     | 009 | 1600        | 000                                      | 4,163,035.27  | 8,000,000.00   | -----            | 6,884,341.39  | 59,168.19                       | 5,219,525.69  |
| Total, Office of Compliance                                   |                           |     |     |             |  | 4,598,259.17  | 8,098,879.05   | -----            | 7,390,124.06  | 59,168.19                       | 5,247,845.97  |
| <b>Congressional Budget Office</b>                            |                           |     |     |             |  |   |  |                  |   |                                 |               |
| <b>General Fund Accounts</b>                                  |                           |     |     |             |  |   |  |                  |   |                                 |               |
| Salaries and Expenses, Congressional Budget Office            |                           |     |     |             |  |   |  |                  |   |                                 |               |
| Fund Resources:   |                           |     |     |             |  |   |  |                  |   |                                 |               |
| Undisbursed Funds   |                           |     |     |             |  |   |  |                  |   |                                 |               |
|   | 2023                      |     | 008 | 0100        | 000                                      | -----   | 63,237,000.00  | -----            | 57,328,229.28   | -----                           | 5,908,770.72  |
|   | 2022                      |     |     |             |  | 6,598,390.89  | -----  | -----            | 6,197,130.03  | -----                           | 401,260.86    |
|   | 2021                      |     |     |             |  | 340,475.87  | -----  | -----            | 177,643.99  | -----                           | 162,831.88    |
|   | 2020                      |     |     |             |  | 245,989.09  | -----  | -----            | 3,500.00  | -----                           | 242,489.09    |
|   | 2019                      |     |     |             |  | 368,845.45  | -----  | -----            | -2.97   | -----                           | 368,848.42    |
|   | 2018                      |     |     |             |  | 556,771.49  | -----  | -----            | -----   | 556,771.49                      | -----         |
|   | Subtotal                  |     | 008 | 0100        | 000                                      | 8,110,472.79  | 63,237,000.00  | -----            | 63,706,500.33   | 556,771.49                      | 7,084,200.97  |
| Total, Congressional Budget Office                            |                           |     |     |             |  | 8,110,472.79  | 63,237,000.00  | -----            | 63,706,500.33   | 556,771.49                      | 7,084,200.97  |
| <b>Architect of the Capitol</b>                               |                           |     |     |             |  |   |  |                  |   |                                 |               |
| <b>General Fund Accounts</b>                                  |                           |     |     |             |  |   |  |                  |   |                                 |               |
| Capital Construction and Operations, Architect of the Capitol |                           |     |     |             |  |   |  |                  |   |                                 |               |
| Fund Resources:   |                           |     |     |             |  |   |  |                  |   |                                 |               |
| Undisbursed Funds   |                           |     |     |             |  |   |  |                  |   |                                 |               |
|   | 2022-2026                 |     | 001 | 0100        | 000                                      | 5,000,000.00  | -----  | -----            | 1,087,524.25  | -----                           | 3,912,475.75  |
|   | 2021-2025                 |     |     |             |  | 411,145.00  | -----  | -----            | 305,683.69  | -----                           | 105,461.31    |
|   | 2023                      |     |     |             |  | -----   | 145,843,000.00   | -----            | 98,826,334.15   | -----                           | 47,016,665.85 |
|   | 2022                      |     |     |             |  | 41,177,260.52   | -----  | -----            | 34,115,408.65   | -----                           | 7,061,851.87  |
|   | 2021-2022                 |     |     |             |  | 993,946.14  | -----  | -----            | 592,041.33  | -----                           | 401,904.81    |
|   | 2021                      |     |     |             |  | 5,872,763.06  | -----  | -----            | 2,497,417.35  | -----                           | 3,375,345.71  |
|   | 2020-2021                 |     |     |             |  | 528,652.86  | -----  | -----            | 2.87  | -----                           | 528,649.99    |
|   | 2017-2021                 |     |     |             |  | 501.61  | -----  | -----            | -----   | -----                           | 501.61        |
|   | 2020                      |     |     |             |  | 1,963,880.59  | -----  | -----            | 487,441.78  | -----                           | 1,476,438.81  |

Footnotes at End of Chapter



## Appropriations, Outlays, and Balances - Continued

| Appropriation or Fund Account<br><br>Title  | Account Symbol            |     |     |      | Balances,<br>Beginning of<br>Fiscal Year | Appropriations<br>and Other<br>Obligational<br>Authority <sup>1</sup> | Transfers<br>Borrowings<br>and<br>Investment<br>(Net) <sup>2</sup> | Outlays<br>(Net) | Balances<br>Withdrawn<br>and Other<br>Transactions <sup>3</sup> | Balances, End<br>of Fiscal Year |
|---|---------------------------|-----|-----|------|--|---|--|------------------|---|---------------------------------|
|   | Period of<br>Availability | ATA | AID | MAIN |  |   |  |                  |   |                                 |
|   | 2019                      |     |     |      | 2,953,730.26                             | -----   | -----  | 84,196.42        | -----   | 2,869,533.84                    |
|   | 2018                      |     |     |      | 1,434,018.39                             | -----   | -----  | 666,964.72       | 767,053.67  | -----                           |
|   | 2014-2018                 |     |     |      | 5,901.12                                 | -----   | -----  | -----            | 5,901.12  | -----                           |
|   | Subtotal                  |     | 001 | 0100 | 60,341,799.55                            | 145,843,000.00  | -----  | 138,663,015.21   | 772,954.79  | 66,748,829.55                   |
| Capitol Buildings, Architect of the Capitol<br>Fund Resources:  |                           |     |     |      |  |   |  |                  |   |                                 |
| Undisbursed Funds   | 2023-2027                 |     | 001 | 0105 | -----                                    | 6,099,000.00  | -----  | -----            | -----   | 6,099,000.00                    |
|   | 2022-2026                 |     |     |      | 12,885,300.70                            | -----   | -----  | 117,925.47       | -----   | 12,767,375.23                   |
|   | 2021-2025                 |     |     |      | 5,091,254.24                             | -----   | -----  | 1,914,833.21     | -----   | 3,176,421.03                    |
|   | 2020-2024                 |     |     |      | 28,755,420.71                            | -----   | -----  | 13,908,818.65    | -----   | 14,846,602.06                   |
|   | 2023                      |     |     |      | -----                                    | 31,705,000.00   | -----  | 28,541,214.99    | -----   | 3,163,785.01                    |
|   | 2019-2023                 |     |     |      | 6,920,549.62                             | -----   | -----  | 2,578,119.99     | -----   | 4,342,429.63                    |
|   | 2022                      |     |     |      | 3,194,428.80                             | -----   | -----  | 2,783,825.55     | -----   | 410,603.25                      |
|   | 2018-2022                 |     |     |      | 1,708,871.73                             | -----   | -----  | 1,217,614.30     | -----   | 491,257.43                      |
|   | 2021                      |     |     |      | 307,499.11                               | -----   | -----  | 194,305.41       | -----   | 113,193.70                      |
|   | 2017-2021                 |     |     |      | 81,635.57                                | -----   | -----  | 2,987.00         | -----   | 78,648.57                       |
|   | 2020                      |     |     |      | 209,570.56                               | -----   | -----  | 119,894.81       | -----   | 89,675.75                       |
|   | 2016-2020                 |     |     |      | 171,339.15                               | -----   | -----  | 79,643.92        | -----   | 91,695.23                       |
|   | 2019                      |     |     |      | 103,526.62                               | -----   | -----  | -337.80          | -----   | 103,864.42                      |
|   | 2015-2019                 |     |     |      | 28,754.13                                | -----   | -----  | -----            | -----   | 28,754.13                       |
|   | 2018                      |     |     |      | 168,596.83                               | -----   | -----  | 38,572.99        | 130,023.84  | -----                           |
|   | 2014-2018                 |     |     |      | 5,097.79                                 | -----   | -----  | -----            | 5,097.79  | -----                           |
|   | No Year                   |     |     |      | 1,158,782.41                             | 42,785,000.00   | -----  | 49,535.76        | -----   | 43,894,246.65                   |
|   | Subtotal                  |     | 001 | 0105 | 60,790,627.97                            | 80,589,000.00   | -----  | 51,546,954.25    | 135,121.63  | 89,697,552.09                   |
| Alterations and Improvements, Buildings and Grounds, to Provide<br>Facilities for the Physically Handicapped, Architect of the Capitol<br>Fund Resources: |                           |     |     |      |  |   |  |                  |   |                                 |
| Undisbursed Funds   | No Year                   |     | 001 | 0106 | 19,769.71                                | -----   | -----  | -4,084.21        | -----   | 23,853.92                       |
| Capitol Grounds, Architect of the Capitol<br>Fund Resources:  |                           |     |     |      |  |   |  |                  |   |                                 |
| Undisbursed Funds   | 2023-2027                 |     | 001 | 0108 | -----                                    | 2,000,000.00  | -----  | -----            | -----   | 2,000,000.00                    |
|   | 2022-2026                 |     |     |      | 2,000,000.00                             | -----   | -----  | -----            | -----   | 2,000,000.00                    |
|   | 2021-2025                 |     |     |      | 7,604,091.00                             | -----   | -----  | 1,094,540.25     | -----   | 6,509,550.75                    |
|   | 2020-2024                 |     |     |      | 3,000,000.00                             | -----   | -----  | 865,999.03       | -----   | 2,134,000.97                    |
|   | 2023                      |     |     |      | -----                                    | 14,365,000.00   | -----  | 11,367,031.20    | -----   | 2,997,968.80                    |
|   | 2019-2023                 |     |     |      | 3,426,254.03                             | -----   | -----  | 2,393,146.01     | -----   | 1,033,108.02                    |
|   | 2022                      |     |     |      | 3,314,718.86                             | -----   | -----  | 2,769,742.32     | -----   | 544,976.54                      |
|   | 2018-2022                 |     |     |      | 1,998,082.50                             | -----   | -----  | 888,399.06       | -----   | 1,109,683.44                    |
|   | 2021                      |     |     |      | 458,287.57                               | -----   | -----  | 212,054.52       | -----   | 246,233.05                      |
|   | 2017-2021                 |     |     |      | 471,587.34                               | -----   | -----  | 429,132.64       | -----   | 42,454.70                       |

Footnotes at End of Chapter

Appropriations, Outlays, and Balances - Continued

| Appropriation or Fund Account<br><br>Title                           | Account Symbol            |     |     |             | Balances,<br>Beginning of<br>Fiscal Year | Appropriations<br>and Other<br>Obligational<br>Authority <sup>1</sup> | Transfers<br>Borrowings<br>and<br>Investment<br>(Net) <sup>2</sup> | Outlays<br>(Net) | Balances<br>Withdrawn<br>and Other<br>Transactions <sup>3</sup> | Balances, End<br>of Fiscal Year |
|--|---------------------------|-----|-----|-------------|--|---|--|------------------|---|---------------------------------|
|  | Period of<br>Availability | ATA | AID | MAIN<br>SUB |  |   |  |                  |   |                                 |
|  | 2020                      |     |     |             | 256,353.16                               | -----   | -----  | 97,103.94        | -----   | 159,249.22                      |
|  | 2016-2020                 |     |     |             | 753,497.49                               | -----   | -----  | 671,200.80       | -----   | 82,296.69                       |
|  | 2019                      |     |     |             | 366,891.80                               | -----   | -----  | 54,757.60        | -----   | 312,134.20                      |
|  | 2015-2019                 |     |     |             | 38,083.49                                | -----   | -----  | -----            | -----   | 38,083.49                       |
|  | 2018                      |     |     |             | 161,806.82                               | -----   | -----  | -----            | 161,806.82  | -----                           |
|  | 2014-2018                 |     |     |             | 52,799.87                                | -----   | -----  | 19,083.74        | 33,716.13   | -----                           |
|  | No Year                   |     |     |             | 1,101,791.07                             | -----   | -----  | 13,906.16        | -----   | 1,087,884.91                    |
|  | Subtotal                  |     | 001 | 0108        | 000                                      | 25,004,245.00   | 16,365,000.00  | 20,876,097.27    | 195,522.95  | 20,297,624.78                   |
| Senate Office Buildings, Architect of the Capitol<br>Fund Resources: |                           |     |     |             |  |   |  |                  |   |                                 |
| Undisbursed Funds  | 2023-2027                 |     | 001 | 0123        | 000                                      | -----   | 66,000,000.00  | -----            | -----   | 64,725,715.93                   |
|  | 2022-2026                 |     |     |             | 8,984,377.60                             | -----   | -----  | 2,207,591.73     | -----   | 6,776,785.87                    |
|  | 2021-2025                 |     |     |             | 16,708,815.41                            | -----   | -----  | 5,102,605.40     | -----   | 11,606,210.01                   |
|  | 2020-2024                 |     |     |             | 10,264,658.23                            | -----   | -----  | 5,905,206.19     | -----   | 4,359,452.04                    |
|  | 2023                      |     |     |             | -----                                    | 82,496,000.00   | -----  | 70,274,360.44    | -----   | 12,221,639.56                   |
|  | 2019-2023                 |     |     |             | 8,027,410.49                             | -----   | -----  | 6,104,450.86     | -----   | 1,922,959.63                    |
|  | 2022                      |     |     |             | 8,949,375.67                             | -----   | -----  | 6,979,066.43     | -----   | 1,970,309.24                    |
|  | 2018-2022                 |     |     |             | 2,378,050.29                             | -----   | -----  | 705,659.79       | -----   | 1,672,390.50                    |
|  | 2021                      |     |     |             | 668,728.00                               | -----   | -----  | 132,095.05       | -----   | 536,632.95                      |
|  | 2017-2021                 |     |     |             | 1,587,703.30                             | -----   | -----  | 799,170.27       | -----   | 788,533.03                      |
|  | 2020                      |     |     |             | 499,528.01                               | -----   | -----  | 106,672.14       | -----   | 392,855.87                      |
|  | 2016-2020                 |     |     |             | 743,287.23                               | -----   | -----  | 164,170.87       | -----   | 579,116.36                      |
|  | 2019                      |     |     |             | 123,088.39                               | -----   | -----  | -17,872.54       | -----   | 140,960.93                      |
|  | 2015-2019                 |     |     |             | 678,914.16                               | -----   | -----  | 332,805.55       | -----   | 346,108.61                      |
|  | 2018                      |     |     |             | 278,994.79                               | -----   | -----  | -154.60          | 279,149.39  | -----                           |
|  | 2014-2018                 |     |     |             | 187,613.27                               | -----   | -----  | 7,319.17         | 180,294.10  | -----                           |
|  | No Year                   |     |     |             | 2,870,490.00                             | -----   | -----  | 108,769.42       | -----   | 38,861,720.58                   |
|  | Subtotal                  |     | 001 | 0123        | 000                                      | 62,951,034.84   | 184,596,000.00   | 100,186,200.24   | 459,443.49  | 146,901,391.11                  |
| House Office Buildings, Architect of the Capitol<br>Fund Resources:  |                           |     |     |             |  |   |  |                  |   |                                 |
| Undisbursed Funds  | 2023-2027                 |     | 001 | 0127        | 000                                      | -----   | 14,500,000.00  | -----            | -----   | 14,462,594.31                   |
|  | 2022-2026                 |     |     |             | 11,925,619.68                            | -----   | -----  | 1,657,898.29     | -----   | 10,267,721.39                   |
|  | 2021-2025                 |     |     |             | 16,096,565.86                            | -----   | -----  | 6,388,911.60     | -----   | 9,707,654.26                    |
|  | 2020-2024                 |     |     |             | 25,421,450.70                            | -----   | -----  | 1,999,644.75     | -----   | 23,421,805.95                   |
|  | 2023                      |     |     |             | -----                                    | 71,179,000.00   | -----  | 61,913,947.29    | -----   | 9,265,052.71                    |
|  | 2019-2023                 |     |     |             | 12,990,333.81                            | -----   | -----  | 3,429,818.29     | -----   | 9,560,515.52                    |
|  | 2022                      |     |     |             | 15,505,931.94                            | -----   | -----  | 7,640,716.44     | -----   | 7,865,215.50                    |
|  | 2018-2022                 |     |     |             | 1,115,217.81                             | -----   | -----  | 474,395.66       | -----   | 640,822.15                      |
|  | 2021                      |     |     |             | 784,468.50                               | -----   | -----  | 178,007.11       | -----   | 606,461.39                      |

Footnotes at End of Chapter

## Appropriations, Outlays, and Balances - Continued

| Appropriation or Fund Account<br><br>Title  | Account Symbol            |     |     |             | Balances,<br>Beginning of<br>Fiscal Year | Appropriations<br>and Other<br>Obligational<br>Authority <sup>1</sup> | Transfers<br>Borrowings<br>and<br>Investment<br>(Net) <sup>2</sup> | Outlays<br>(Net) | Balances<br>Withdrawn<br>and Other<br>Transactions <sup>3</sup> | Balances, End<br>of Fiscal Year |
|---|---------------------------|-----|-----|-------------|--|---|--|------------------|---|---------------------------------|
|   | Period of<br>Availability | ATA | AID | MAIN<br>SUB |  |   |  |                  |   |                                 |
|   | 2017-2021                 |     |     |             | 565,801.81                               | -----   | -----  | 476,953.96       | -----   | 88,847.85                       |
|   | 2020                      |     |     |             | 994,263.80                               | -----   | -----  | 225,398.36       | -----   | 768,865.44                      |
|   | 2016-2020                 |     |     |             | 813,024.17                               | -----   | -----  | 12,735.00        | -----   | 800,289.17                      |
|   | 2019                      |     |     |             | 1,105,296.29                             | -----   | -----  | -----            | -----   | 1,105,296.29                    |
|   | 2015-2019                 |     |     |             | 45,521.98                                | -----   | -----  | -----            | -----   | 45,521.98                       |
|   | 2018                      |     |     |             | 748,852.94                               | -----   | -----  | 16,139.10        | 732,713.84  | -----                           |
|   | 2014-2018                 |     |     |             | 80,208.99                                | -----   | -----  | -----            | 80,208.99   | -----                           |
|   | No Year                   |     |     |             | 221,885,607.11                           | 40,600,000.00   | -----  | 78,638,866.96    | -----   | 183,846,740.15                  |
|   | Subtotal                  |     | 001 | 0127<br>000 | 310,078,165.39                           | 126,279,000.00  | -----  | 163,090,838.50   | 812,922.83  | 272,453,404.06                  |
| Capitol Power Plant, Architect of the Capitol<br>Fund Resources:  |                           |     |     |             |  |   |  |                  |   |                                 |
| Undisbursed Funds   | 2023-2027                 |     | 001 | 0133<br>000 | -----                                    | 68,600,000.00   | -----  | 803.51           | -----   | 68,599,196.49                   |
|   | 2022-2026                 |     |     |             | 24,308,240.00                            | -----   | -----  | 4,144,491.82     | -----   | 20,163,748.18                   |
|   | 2021-2025                 |     |     |             | 11,201,907.74                            | -----   | -----  | 3,241,950.11     | -----   | 7,959,957.63                    |
|   | 2020-2024                 |     |     |             | 8,871,542.61                             | -----   | -----  | 5,017,666.09     | -----   | 3,853,876.52                    |
|   | 2023                      |     |     |             | -----                                    | 98,351,000.00   | -----  | 69,573,440.59    | -----   | 28,777,559.41                   |
|   | 2019-2023                 |     |     |             | 2,999,787.91                             | -----   | -----  | 1,922,207.92     | -----   | 1,077,579.99                    |
|   | 2022                      |     |     |             | 18,813,689.23                            | -----   | -----  | 14,731,579.63    | -----   | 4,082,109.60                    |
|   | 2018-2022                 |     |     |             | 2,934,690.58                             | -----   | -----  | 2,536,648.06     | -----   | 398,042.52                      |
|   | 2021                      |     |     |             | 4,509,849.40                             | -----   | -----  | 1,141,287.94     | -----   | 3,368,561.46                    |
|   | 2017-2021                 |     |     |             | 700,899.12                               | -----   | -----  | 114,329.72       | -----   | 586,569.40                      |
|   | 2020                      |     |     |             | 6,319,988.74                             | -----   | -----  | 312,759.07       | -----   | 6,007,229.67                    |
|   | 2016-2020                 |     |     |             | 353,783.18                               | -----   | -----  | -----            | -----   | 353,783.18                      |
|   | 2019                      |     |     |             | 4,121,349.01                             | -----   | -----  | 98,735.20        | -----   | 4,022,613.81                    |
|   | 2015-2019                 |     |     |             | 93,344.44                                | -----   | -----  | -----            | -----   | 93,344.44                       |
|   | 2018                      |     |     |             | 3,110,309.54                             | -----   | -----  | 2,679,233.00     | 431,076.54  | -----                           |
|   | 2014-2018                 |     |     |             | 154,287.15                               | -----   | -----  | -----            | 154,287.15  | -----                           |
|   | No Year                   |     |     |             | 0.83                                     | -----   | -----  | -----            | -----   | 0.83                            |
|   | Subtotal                  |     | 001 | 0133<br>000 | 88,493,669.48                            | 166,951,000.00  | -----  | 105,515,132.66   | 585,363.69  | 149,344,173.13                  |
| House Office Buildings Fund, Architect of the Capitol<br>Fund Resources:                                      |                           |     |     |             |  |   |  |                  |   |                                 |
| Undisbursed Funds   | No Year                   |     | 001 | 0137<br>000 | 14,672,701.52                            | -4,000,000.00   | -----  | -673,791.40      | -----   | 11,346,492.92                   |
| Structural and Mechanical Care, Library Buildings and Grounds,<br>Architect of the Capitol<br>Fund Resources: |                           |     |     |             |  |   |  |                  |   |                                 |
| Undisbursed Funds   | 2023-2027                 |     | 001 | 0155<br>000 | -----                                    | 108,000,000.00  | -----  | 24,801.52        | -----   | 107,975,198.48                  |
|   | 2022-2026                 |     |     |             | 30,983,102.89                            | -----   | -----  | 80,703.39        | -----   | 30,902,399.50                   |
|   | 2021-2025                 |     |     |             | 10,525,099.10                            | -----   | -----  | 3,563,603.69     | -----   | 6,961,495.41                    |
|   | 2020-2024                 |     |     |             | 21,524,762.74                            | -----   | -----  | -331,168.14      | -----   | 21,855,930.88                   |
|   | 2023                      |     |     |             | -----                                    | 36,220,000.00   | -----  | 23,569,356.51    | -----   | 12,650,643.49                   |

Footnotes at End of Chapter

Appropriations, Outlays, and Balances - Continued

| Appropriation or Fund Account<br><br>Title  | Account Symbol            |     |     |      | Balances,<br>Beginning of<br>Fiscal Year | Appropriations<br>and Other<br>Obligational<br>Authority <sup>1</sup> | Transfers<br>Borrowings<br>and<br>Investment<br>(Net) <sup>2</sup> | Outlays<br>(Net) | Balances<br>Withdrawn<br>and Other<br>Transactions <sup>3</sup> | Balances, End<br>of Fiscal Year |
|---|---------------------------|-----|-----|------|--|---|--|------------------|---|---------------------------------|
|   | Period of<br>Availability | ATA | AID | MAIN |  |   |  |                  |   |                                 |
|   | 2019-2023                 |     |     |      | 24,319,801.83                            | -----   | -----  | 7,879,106.15     | -----   | 16,440,695.68                   |
|   | 2022                      |     |     |      | 8,956,230.79                             | -----   | -----  | 7,712,757.12     | -----   | 1,243,473.67                    |
|   | 2018-2022                 |     |     |      | 6,294,328.67                             | -----   | -----  | 3,671,645.32     | -----   | 2,622,683.35                    |
|   | 2021                      |     |     |      | 1,610,832.49                             | -----   | -----  | 723,122.67       | -----   | 887,709.82                      |
|   | 2017-2021                 |     |     |      | 1,924,851.47                             | -----   | -----  | 1,245,562.73     | -----   | 679,288.74                      |
|   | 2020                      |     |     |      | 467,643.76                               | -----   | -----  | 80,898.66        | -----   | 386,745.10                      |
|   | 2016-2020                 |     |     |      | 321,278.74                               | -----   | -----  | 270,685.53       | -----   | 50,593.21                       |
|   | 2019                      |     |     |      | 375,358.24                               | -----   | -----  | 13,472.95        | -----   | 361,885.29                      |
|   | 2015-2019                 |     |     |      | 67,596.08                                | -----   | -----  | -----            | -----   | 67,596.08                       |
|   | 2018                      |     |     |      | 222,516.53                               | -----   | -----  | 21,209.23        | 201,307.30  | -----                           |
|   | 2014-2018                 |     |     |      | 93,115.21                                | -----   | -----  | -----            | 93,115.21   | -----                           |
|   | No Year                   |     |     |      | 1,198,971.67                             | -----   | -----  | -13,967,652.99   | -----   | 15,166,624.66                   |
|   | Subtotal                  |     | 001 | 0155 | 000                                      | 108,885,490.21  | 144,220,000.00   | 34,558,104.34    | 294,422.51  | 218,252,963.36                  |
| Capitol Visitor Center, Architect of the Capitol<br>Fund Resources:               |                           |     |     |      |  |   |  |                  |   |                                 |
| Undisbursed Funds   | 2023                      |     | 001 | 0161 | 000                                      | -----   | 27,692,000.00  | -----            | -----   | 7,032,050.30                    |
|   | 2022                      |     |     |      |  | 5,645,380.15  | -----  | 4,673,614.25     | -----   | 971,765.90                      |
|   | 2021                      |     |     |      |  | 904,973.58  | -----  | 477,452.84       | -----   | 427,520.74                      |
|   | 2020                      |     |     |      |  | 127,225.60  | -----  | 5,070.00         | -----   | 122,155.60                      |
|   | 2019                      |     |     |      |  | 391,553.09  | -----  | 86,398.97        | -----   | 305,154.12                      |
|   | 2018                      |     |     |      |  | 270,033.77  | -----  | 26,400.00        | 243,633.77  | -----                           |
|   | No Year                   |     |     |      |  | 1,118,371.33  | -----  | 237,530.51       | -----   | 880,840.82                      |
|   | Subtotal                  |     | 001 | 0161 | 000                                      | 8,457,537.52  | 27,692,000.00  | 26,166,416.27    | 243,633.77  | 9,739,487.48                    |
| Capitol Police Buildings and Grounds, Architect of the Capitol<br>Fund Resources: |                           |     |     |      |  |   |  |                  |   |                                 |
| Undisbursed Funds   | 2023-2027                 |     | 001 | 0171 | 000                                      | -----   | 346,255,000.00   | -----            | -----   | 344,474,384.70                  |
|   | 2022-2026                 |     |     |      |  | 30,000,000.00   | -----  | -----            | -----   | 30,000,000.00                   |
|   | 2021-2025                 |     |     |      |  | 29,324,908.95   | -----  | 3,772,237.27     | -----   | 25,552,671.68                   |
|   | 2022-2024                 |     |     |      |  | 637,639.00  | -----  | 255,638.92       | -----   | 382,000.08                      |
|   | 2020-2024                 |     |     |      |  | 25,612,009.56   | -----  | 496,962.43       | -----   | 25,115,047.13                   |
|   | 2023                      |     |     |      |  | -----   | 56,652,000.00  | -----            | 23,069,729.99   | 33,582,270.01                   |
|   | 2021-2023                 |     |     |      |  | 300,000,000.00  | -----  | 284,149,051.58   | -----   | 15,850,948.42                   |
|   | 2019-2023                 |     |     |      |  | 24,397,248.65   | -----  | 1,890,606.77     | -----   | 22,506,641.88                   |
|   | 2022                      |     |     |      |  | 14,299,277.76   | -----  | 12,462,597.40    | -----   | 1,836,680.36                    |
|   | 2018-2022                 |     |     |      |  | 3,385,060.85  | -----  | 1,656,228.43     | -----   | 1,728,832.42                    |
|   | 2021                      |     |     |      |  | 1,189,454.71  | -----  | 626,702.56       | -----   | 562,752.15                      |
|   | 2017-2021                 |     |     |      |  | 740,563.07  | -----  | -----            | -----   | 740,563.07                      |
|   | 2020                      |     |     |      |  | 1,003,296.53  | -----  | 49,503.34        | -----   | 953,793.19                      |
|   | 2016-2020                 |     |     |      |  | 811,728.54  | -----  | 60,187.50        | -----   | 751,541.04                      |

Footnotes at End of Chapter

## Appropriations, Outlays, and Balances - Continued

| Appropriation or Fund Account<br><br>Title                                    | Account Symbol            |     |     |      |     | Balances,<br>Beginning of<br>Fiscal Year | Appropriations<br>and Other<br>Obligational<br>Authority <sup>1</sup> | Transfers<br>Borrowings<br>and<br>Investment<br>(Net) <sup>2</sup> | Outlays<br>(Net) | Balances<br>Withdrawn<br>and Other<br>Transactions <sup>3</sup> | Balances, End<br>of Fiscal Year |
|---|---------------------------|-----|-----|------|-----|--|---|--|------------------|---|---------------------------------|
|   | Period of<br>Availability | ATA | AID | MAIN | SUB |  |   |  |                  |   |                                 |
|   | 2019                      |     |     |      |     | 900,929.75                               | -----   | -----  | -----            | -----   | 900,929.75                      |
|   | 2018                      |     |     |      |     | 343,913.41                               | -----   | -----  | -----            | 343,913.41  | -----                           |
|   | 2014-2018                 |     |     |      |     | 4,570.89                                 | -----   | -----  | -----            | 4,570.89  | -----                           |
|   | No Year                   |     |     |      |     | 6,850,079.41                             | -----   | -----  | -----            | -----   | 6,850,079.41                    |
|   | Subtotal                  |     | 001 | 0171 | 000 | 439,500,681.08                           | 402,907,000.00  | -----  | 330,270,061.49   | 348,484.30  | 511,789,135.29                  |
| House Historic Buildings Revitalization Trust Fund, Architect of the Capitol  |                           |     |     |      |     |  |   |  |                  |   |                                 |
| Fund Resources:   |                           |     |     |      |     |  |   |  |                  |   |                                 |
| Undisbursed Funds   | No Year                   |     | 001 | 1833 | 000 | 519,422.84                               | -----   | -----  | 216,858.20       | -----   | 302,564.64                      |
| <b>Special Fund Accounts</b>  |                           |     |     |      |     |  |   |  |                  |   |                                 |
| Capitol Trust Account, Architect of the Capitol                               |                           |     |     |      |     |  |   |  |                  |   |                                 |
| Fund Resources:   |                           |     |     |      |     |  |   |  |                  |   |                                 |
| Undisbursed Funds   | No Year                   |     | 001 | 5760 | 000 | 238,126.36                               | 54,033.46   | -----  | -----            | -----   | 292,159.82                      |
| <b>Public Enterprise Funds</b>  |                           |     |     |      |     |  |   |  |                  |   |                                 |
| House of Representatives, Gymnasium, Revolving Fund, Architect of the Capitol |                           |     |     |      |     |  |   |  |                  |   |                                 |
| Fund Resources:   |                           |     |     |      |     |  |   |  |                  |   |                                 |
| Undisbursed Funds   | No Year                   |     | 001 | 4200 | 000 | 432,991.19                               | -----   | -----  | -11,197.48       | -----   | 444,188.67                      |
| Capitol Visitor Center Revolving Fund, Architect of the Capitol               |                           |     |     |      |     |  |   |  |                  |   |                                 |
| Fund Resources:   |                           |     |     |      |     |  |   |  |                  |   |                                 |
| Undisbursed Funds   | No Year                   |     | 001 | 4296 | 000 | 449,569.40                               | -----   | -60,999.85   | -608,148.55      | -----   | 996,718.10                      |
| Unrealized Discount on Investments  |                           |     |     |      |     | -169,250.22                              | -----   | -129,838.71  | -----            | -----   | -299,088.93                     |
| Investments in US Treasury Securities   |                           |     |     |      |     | 10,399,113.97                            | -----   | 190,838.56   | -----            | -----   | 10,589,952.53                   |
| Funds Held Outside the Treasury   |                           |     |     |      |     | 14,000.00                                | -----   | -----  | -----            | -----   | 14,000.00                       |
|   | Subtotal                  |     | 001 | 4296 | 000 | 10,693,433.15                            | -----   | -----  | -608,148.55      | -----   | 11,301,581.70                   |
| Recyclable Materials Revolving Fund, Architect of the Capitol                 |                           |     |     |      |     |  |   |  |                  |   |                                 |
| Fund Resources:   |                           |     |     |      |     |  |   |  |                  |   |                                 |
| Undisbursed Funds   | No Year                   |     | 001 | 4297 | 000 | 1,459,443.69                             | -----   | -----  | 112,316.36       | -----   | 1,347,127.33                    |
| <b>Intragovernmental Funds</b>  |                           |     |     |      |     |  |   |  |                  |   |                                 |
| Senate Health and Fitness Facility, Architect of the Capitol                  |                           |     |     |      |     |  |   |  |                  |   |                                 |
| Fund Resources:   |                           |     |     |      |     |  |   |  |                  |   |                                 |
| Undisbursed Funds   | No Year                   |     | 001 | 4566 | 000 | 653,292.63                               | -----   | -----  | -597.29          | -----   | 653,889.92                      |
| Flag Office Revolving Fund, Architect of the Capitol                          |                           |     |     |      |     |  |   |  |                  |   |                                 |
| Fund Resources:   |                           |     |     |      |     |  |   |  |                  |   |                                 |
| Undisbursed Funds   | No Year                   |     | 001 | 4666 | 000 | 1,023,474.32                             | -----   | -----  | 103,554.91       | -----   | 919,919.41                      |
| Judiciary Office Building Development and Operations Fund, Judiciary          |                           |     |     |      |     |  |   |  |                  |   |                                 |
| Fund Resources:   |                           |     |     |      |     |  |   |  |                  |   |                                 |
| Undisbursed Funds   | No Year                   |     | 010 | 4518 | 000 | 38,662,305.32                            | -----   | -14,947,165.00   | -10,719,713.78   | -----   | 34,434,854.10                   |
| Authority to Borrow from the Public   |                           |     |     |      |     | -----                                    | 2,282,835.00  | -2,282,835.00  | -----            | -----   | -----                           |
|   | Subtotal                  |     | 010 | 4518 | 000 | 38,662,305.32                            | 2,282,835.00  | -17,230,000.00   | -10,719,713.78   | -----   | 34,434,854.10                   |

Footnotes at End of Chapter

Appropriations, Outlays, and Balances - Continued

| Appropriation or Fund Account<br><br>Title                    | Account Symbol            |     |     |             | Balances,<br>Beginning of<br>Fiscal Year | Appropriations<br>and Other<br>Obligational<br>Authority <sup>1</sup> | Transfers<br>Borrowings<br>and<br>Investment<br>(Net) <sup>2</sup> | Outlays<br>(Net) | Balances<br>Withdrawn<br>and Other<br>Transactions <sup>3</sup> | Balances, End<br>of Fiscal Year |                |
|---|---------------------------|-----|-----|-------------|--|---|--|------------------|---|---------------------------------|----------------|
|   | Period of<br>Availability | ATA | AID | MAIN<br>SUB |  |   |  |                  |   |                                 |                |
| Total, Architect of the Capitol                               |                           |     |     |             | 1,232,878,211.77                         | 1,293,778,868.46  | -17,230,000.00   | 959,288,016.99   | 3,847,869.96  | 1,546,291,193.28                |                |
| <b>Botanic Garden</b>   |                           |     |     |             |  |   |  |                  |   |                                 |                |
| <b>General Fund Accounts</b>                                  |                           |     |     |             |  |   |  |                  |   |                                 |                |
| Salaries and Expenses, Botanic Garden<br>Fund Resources:      |                           |     |     |             |  |   |  |                  |   |                                 |                |
| Undisbursed Funds   | 2023-2027                 |     | 009 | 0200        | 000                                      | -----   | 8,200,000.00   | -----            | 3,216.54  | -----                           | 8,196,783.46   |
|   | 2022-2026                 |     |     |             |  | 10,100,000.00   | -----  | -----            | 91,768.40   | -----                           | 10,008,231.60  |
|   | 2021-2025                 |     |     |             |  | 7,320,360.07  | -----  | -----            | 2,252,044.80  | -----                           | 5,068,315.27   |
|   | 2020-2024                 |     |     |             |  | 3,778,098.36  | -----  | -----            | 1,085,486.87  | -----                           | 2,692,611.49   |
|   | 2023                      |     |     |             |  | -----   | 15,360,000.00  | -----            | 10,342,939.75   | -----                           | 5,017,060.25   |
|   | 2019-2023                 |     |     |             |  | 2,535,516.84  | -----  | -----            | 448,993.43  | -----                           | 2,086,523.41   |
|   | 2022                      |     |     |             |  | 4,210,552.92  | -----  | -----            | 3,088,280.53  | -----                           | 1,122,272.39   |
|   | 2018-2022                 |     |     |             |  | 490,318.60  | -----  | -----            | 490,318.60  | -----                           | -----          |
|   | 2021                      |     |     |             |  | 514,002.62  | -----  | -----            | 216,288.15  | -----                           | 297,714.47     |
|   | 2017-2021                 |     |     |             |  | 2,108,566.85  | -----  | -----            | 672,811.05  | -----                           | 1,435,755.80   |
|   | 2020                      |     |     |             |  | 283,206.37  | -----  | -----            | 131,850.92  | -----                           | 151,355.45     |
|   | 2016-2020                 |     |     |             |  | 7,845.56  | -----  | -----            | -----   | -----                           | 7,845.56       |
|   | 2019                      |     |     |             |  | 89,056.78   | -----  | -----            | 3,363.37  | -----                           | 85,693.41      |
|   | 2015-2019                 |     |     |             |  | 16,574.40   | -----  | -----            | -----   | -----                           | 16,574.40      |
|   | 2018                      |     |     |             |  | 157,566.44  | -----  | -----            | 74,301.90   | 83,264.54                       | -----          |
|   | 2014-2018                 |     |     |             |  | 7,675.43  | -----  | -----            | -----   | 7,675.43                        | -----          |
|   | No Year                   |     |     |             |  | 91,431.12   | -----  | -----            | -----   | -----                           | 91,431.12      |
|   | Subtotal                  |     | 009 | 0200        | 000                                      | 31,710,772.36   | 23,560,000.00  | -----            | 18,901,664.31   | 90,939.97                       | 36,278,168.08  |
| Total, Botanic Garden   |                           |     |     |             |  | 31,710,772.36   | 23,560,000.00  | -----            | 18,901,664.31   | 90,939.97                       | 36,278,168.08  |
| <b>Library of Congress</b>                                    |                           |     |     |             |  |   |  |                  |   |                                 |                |
| <b>General Fund Accounts</b>                                  |                           |     |     |             |  |   |  |                  |   |                                 |                |
| Salaries and Expenses, Library of Congress<br>Fund Resources: |                           |     |     |             |  |   |  |                  |   |                                 |                |
| Undisbursed Funds   | 2021-2025                 |     | 003 | 0101        | 000                                      | 4,078,015.54  | -----  | -----            | 1,180,354.36  | -----                           | 2,897,661.18   |
|   | 2023-2024                 |     |     |             |  | -----   | -----  | -----            | -200,704.25   | -----                           | 200,704.25     |
|   | 2023                      |     |     |             |  | -----   | 563,099,000.00   | -----            | 426,117,733.85  | -----                           | 136,981,266.15 |
|   | 2022-2023                 |     |     |             |  | 4,872,230.58  | -----  | -----            | 3,899,704.83  | -----                           | 972,525.75     |
|   | 2022                      |     |     |             |  | <sup>7</sup> 141,940,112.72   | -----  | -----            | 113,288,303.10  | -----                           | 28,651,809.62  |
|   | 2021-2022                 |     |     |             |  | 1,572,807.39  | -----  | -----            | 267,087.56  | -----                           | 1,305,719.83   |
|   | 2021                      |     |     |             |  | 24,200,412.68   | -----  | -2,000,000.00    | 10,908,987.08   | -----                           | 11,291,425.60  |
|   | 2020-2021                 |     |     |             |  | 330,040.09  | -----  | -----            | -75.60  | -----                           | 330,115.69     |
|   | 2020                      |     |     |             |  | 5,304,402.72  | -----  | -1,900,000.00    | 366,901.24  | -----                           | 3,037,501.48   |
|   | 2019-2020                 |     |     |             |  | 76,847.13   | -----  | -----            | -----   | -----                           | 76,847.13      |

Footnotes at End of Chapter

## Appropriations, Outlays, and Balances - Continued

| Appropriation or Fund Account<br><br>Title                                    | Account Symbol            |     |     |      | Balances,<br>Beginning of<br>Fiscal Year | Appropriations<br>and Other<br>Obligational<br>Authority <sup>1</sup> | Transfers<br>Borrowings<br>and<br>Investment<br>(Net) <sup>2</sup> | Outlays<br>(Net) | Balances<br>Withdrawn<br>and Other<br>Transactions <sup>3</sup> | Balances, End<br>of Fiscal Year |                |
|---|---------------------------|-----|-----|------|--|---|--|------------------|---|---------------------------------|----------------|
|   | Period of<br>Availability | ATA | AID | MAIN |  |   |  |                  |   |                                 | SUB            |
|   | 2019                      |     |     |      | 9,187,572.89                             | -----   | -2,000,000.00  | 846.91           | -----   | 7,186,725.98                    |                |
|   | 2018-2019                 |     |     |      | 65,952.74                                | -----   | -----  | -----            | -----   | 65,952.74                       |                |
|   | 2018                      |     |     |      | 2,281,548.38                             | -----   | -1,300,000.00  | 644,647.80       | 336,900.58  | -----                           |                |
|   | 2017-2018                 |     |     |      | 26,927.42                                | -----   | -----  | -----            | 26,927.42   | -----                           |                |
|   | 2017                      |     |     |      | 7-----                                   | -----   | -----  | -----            | -----   | -----                           |                |
| Funds Held Outside the Treasury   | No Year                   |     |     |      | 71,898,014.03                            | 19,430,000.00   | -----  | 32,443,717.18    | -----   | 58,884,296.85                   |                |
|   | 2022                      |     |     |      | 7 45,644.13                              | -----   | -----  | -----            | -----   | 45,644.13                       |                |
|   | 2017                      |     |     |      | 7-----                                   | -----   | -----  | -----            | -----   | -----                           |                |
|   | No Year                   |     |     |      | 7 2,052.89                               | -----   | -----  | -----            | -----   | 2,052.89                        |                |
|   | Subtotal                  |     | 003 | 0101 | 000                                      | 265,882,581.33  | 582,529,000.00   | -7,200,000.00    | 588,917,504.06  | 363,828.00                      | 251,930,249.27 |
| Salaries and Expenses, Copyright Office, Library of Congress                  |                           |     |     |      |  |   |  |                  |   |                                 |                |
| Fund Resources:   |                           |     |     |      |  |   |  |                  |   |                                 |                |
| Undisbursed Funds   |                           |     |     |      |  |   |  |                  |   |                                 |                |
|   | 2023-2024                 |     | 003 | 0102 | 000                                      | -----   | 10,000,000.00  | -----            | 4,788,177.88  | -----                           | 5,211,822.12   |
|   | 2023                      |     |     |      |  | -----   | 43,762,000.00  | -----            | 31,771,307.34   | -----                           | 11,990,692.66  |
|   | 2022-2023                 |     |     |      |  | 249,790.32  | -----  | -----            | -----   | -----                           | 249,790.32     |
|   | 2022                      |     |     |      |  | 7,651,609.04  | -----  | -----            | 4,658,901.67  | -----                           | 2,992,707.37   |
|   | 2021-2022                 |     |     |      |  | 1,882,987.50  | -----  | 1,212,317.68     | -----   | 670,669.82                      | -----          |
|   | 2021                      |     |     |      |  | 1,198,675.02  | -----  | -----            | 123,220.08  | -----                           | 1,075,454.94   |
|   | 2020                      |     |     |      |  | 356,094.30  | -----  | -----            | 9,775.00  | -----                           | 346,319.30     |
|   | 2019                      |     |     |      |  | 1,116,788.20  | -----  | -----            | -----   | -----                           | 1,116,788.20   |
|   | 2018                      |     |     |      |  | 335,613.60  | -----  | -----            | 117,685.61  | 217,927.99                      | -----          |
|   | No Year                   |     |     |      |  | 34,853,062.35   | -----  | -----            | 1,158,980.86  | -----                           | 33,694,081.49  |
|   | Subtotal                  |     | 003 | 0102 | 000                                      | 47,644,620.33   | 53,762,000.00  | -----            | 43,840,366.12   | 217,927.99                      | 57,348,326.22  |
| Library of Congress National Collection Stewardship Fund, Library of Congress |                           |     |     |      |  |   |  |                  |   |                                 |                |
| Fund Resources:   |                           |     |     |      |  |   |  |                  |   |                                 |                |
| Undisbursed Funds   |                           |     |     |      |  |   |  |                  |   |                                 |                |
|   | No Year                   |     | 003 | 0103 | 000                                      | 8,658,425.87  | -----  | 7,200,000.00     | -----   | -----                           | 15,858,425.87  |
| Salaries and Expenses, Congressional Research Service, Library of Congress    |                           |     |     |      |  |   |  |                  |   |                                 |                |
| Fund Resources:   |                           |     |     |      |  |   |  |                  |   |                                 |                |
| Undisbursed Funds   |                           |     |     |      |  |   |  |                  |   |                                 |                |
|   | 2023                      |     | 003 | 0127 | 000                                      | -----   | 133,600,000.00   | -----            | 110,696,469.83  | -----                           | 22,903,530.17  |
|   | 2022                      |     |     |      |  | 20,493,808.80   | -----  | -----            | 16,423,221.80   | -----                           | 4,070,587.00   |
|   | 2021                      |     |     |      |  | 1,051,615.65  | -----  | -----            | 658,124.03  | -----                           | 393,491.62     |
|   | 2020                      |     |     |      |  | 2,839,303.37  | -----  | -----            | 1,296,262.74  | -----                           | 1,543,040.63   |
|   | 2019                      |     |     |      |  | 2,875,878.45  | -----  | -----            | 2,621,274.87  | -----                           | 254,603.58     |
|   | 2018                      |     |     |      |  | 1,702,843.69  | -----  | -----            | -27,062.28  | 1,729,905.97                    | -----          |
|   | Subtotal                  |     | 003 | 0127 | 000                                      | 28,963,449.96   | 133,600,000.00   | -----            | 131,668,290.99  | 1,729,905.97                    | 29,165,253.00  |
| Salaries and Expenses, National Library Service for the Blind and             |                           |     |     |      |  |   |  |                  |   |                                 |                |

Footnotes at End of Chapter

Appropriations, Outlays, and Balances - Continued

| Appropriation or Fund Account<br><br>Title  | Account Symbol            |     |     |      | Balances,<br>Beginning of<br>Fiscal Year | Appropriations<br>and Other<br>Obligational<br>Authority <sup>1</sup> | Transfers<br>Borrowings<br>and<br>Investment<br>(Net) <sup>2</sup> | Outlays<br>(Net) | Balances<br>Withdrawn<br>and Other<br>Transactions <sup>3</sup> | Balances, End<br>of Fiscal Year |
|---|---------------------------|-----|-----|------|--|---|--|------------------|---|---------------------------------|
|   | Period of<br>Availability | ATA | AID | MAIN |  |   |  |                  |   |                                 |
| Print Disabled, Library of Congress<br>Fund Resources:  |                           |     |     |      |  |   |  |                  |   |                                 |
| Undisbursed Funds   | 2023                      |     | 003 | 0141 | 000                                      | 58,657,000.00   |  | 29,550,248.42    |   | 29,106,751.58                   |
|   | 2022                      |     |     |      |  | 32,498,986.34   |  | 23,882,295.42    |   | 8,616,690.92                    |
|   | 2021                      |     |     |      |  | 7,125,540.46  |  | 2,910,994.04     |   | 4,214,546.42                    |
|   | 2020                      |     |     |      |  | 5,382,151.20  |  | 192,360.60       |   | 5,189,790.60                    |
|   | 2019                      |     |     |      |  | 1,778,236.40  |  |                  |   | 1,778,236.40                    |
|   | 2018                      |     |     |      |  | 1,900,103.60  |  | -6,918.08        | 1,907,021.68  |                                 |
|   | No Year                   |     |     |      |  | 736,700.60  |  | -3,978.11        |   | 740,678.71                      |
|   | Subtotal                  |     | 003 | 0141 | 000                                      | 49,421,718.60   | 58,657,000.00  | 56,525,002.29    | 1,907,021.68  | 49,646,694.63                   |
| Furniture and Furnishings, Library of Congress<br>Fund Resources:   |                           |     |     |      |  |   |  |                  |   |                                 |
| Undisbursed Funds   | No Year                   |     | 003 | 0146 | 000                                      | 4,415.14  |  |                  |   | 4,415.14                        |
| <b>Special Fund Accounts</b>  |                           |     |     |      |  |   |  |                  |   |                                 |
| Oliver Wendell Holmes Devise Fund, Library of Congress<br>Fund Resources:   |                           |     |     |      |  |   |  |                  |   |                                 |
| Undisbursed Funds   | No Year                   |     | 003 | 5075 | 000                                      | 14,269.38   | 3,612.86   | 2,561.68         | 11,000.00   | 9,443.92                        |
| Unrealized Discount on Investments  |                           |     |     |      |  | -119.50   |  | -245.95          |   | -365.45                         |
| Investments in US Treasury Securities   |                           |     |     |      |  | 17,128.58   |  | -2,315.73        |   | 14,812.85                       |
|   | Subtotal                  |     | 003 | 5075 | 000                                      | 31,278.46   | 3,612.86   |                  | 11,000.00   | 23,891.32                       |
| Payments to Copyright Owners, Copyright Office, Library of Congress<br>Fund Resources:                                |                           |     |     |      |  |   |  |                  |   |                                 |
| Undisbursed Funds   | No Year                   |     | 003 | 5175 | 000                                      |   | 1,454,690.41   |                  | 1,454,690.41  |                                 |
| <b>Public Enterprise Funds</b>  |                           |     |     |      |  |   |  |                  |   |                                 |
| Cooperative Acquisitions Program Revolving Fund, Library of Congress<br>Fund Resources:                               |                           |     |     |      |  |   |  |                  |   |                                 |
| Undisbursed Funds   | No Year                   |     | 003 | 4325 | 000                                      | 6,804,523.15  |  | -311,278.04      |   | 7,115,801.19                    |
| Duplication Services Associated with Audiovisual Conservation Center,<br>Library of Congress<br>Fund Resources:       |                           |     |     |      |  |   |  |                  |   |                                 |
| Undisbursed Funds   | No Year                   |     | 003 | 4339 | 000                                      | 348,528.86  |  | -6,758.74        |   | 355,287.60                      |
| Gift Shop, Decimal Classification, Photo Duplication, and Related<br>Services, Library of Congress<br>Fund Resources: |                           |     |     |      |  |   |  |                  |   |                                 |
| Undisbursed Funds   | No Year                   |     | 003 | 4346 | 000                                      | 8,093,034.31  |  | -547,808.14      |   | 8,640,842.45                    |
| Funds Held Outside the Treasury   |                           |     |     |      |  | 1,800.00  |  |                  |   | 1,800.00                        |
|   | Subtotal                  |     | 003 | 4346 | 000                                      | 8,094,834.31  |  | -547,808.14      |   | 8,642,642.45                    |
| <b>Intragovernmental Funds</b>  |                           |     |     |      |  |   |  |                  |   |                                 |
| Fedlink and Federal Research Programs, Library of Congress<br>Fund Resources:   |                           |     |     |      |  |   |  |                  |   |                                 |
| Undisbursed Funds   | No Year                   |     | 003 | 4543 | 000                                      | 7 65,950,028.14   |  | -8,752,121.20    |   | 74,702,149.34                   |

Footnotes at End of Chapter



## Appropriations, Outlays, and Balances - Continued

| Appropriation or Fund Account<br><br>Title   | Account Symbol            |     |     |      | Balances,<br>Beginning of<br>Fiscal Year | Appropriations<br>and Other<br>Obligational<br>Authority <sup>1</sup> | Transfers<br>Borrowings<br>and<br>Investment<br>(Net) <sup>2</sup> | Outlays<br>(Net) | Balances<br>Withdrawn<br>and Other<br>Transactions <sup>3</sup> | Balances, End<br>of Fiscal Year |                       |
|--|---------------------------|-----|-----|------|--|---|--|------------------|---|---------------------------------|-----------------------|
|  | Period of<br>Availability | ATA | AID | MAIN |  |   |  |                  |   |                                 | SUB                   |
| <b>Trust Fund Accounts</b>   |                           |     |     |      |  |   |  |                  |   |                                 |                       |
| Payment of Interest on Bequest of Gertrude M. Hubbard, Library of Congress<br>Fund Resources:  |                           |     |     |      |  |   |  |                  |   |                                 |                       |
| Undisbursed Funds  | No Year                   |     | 003 | 8022 | 000                                      | 5,339.96  | 804.17   | -----            | -----   | -----                           | 6,144.13              |
| Library of Congress Gift Fund, Library of Congress<br>Fund Resources:  |                           |     |     |      |  |   |  |                  |   |                                 |                       |
| Undisbursed Funds  | No Year                   |     | 003 | 8031 | 000                                      | 9,219,232.89  | 23,542,308.95  | -12,595,664.48   | 13,231,370.77   | -----                           | 6,934,506.59          |
| Unrealized Discount on Investments   |                           |     |     |      |  | -218,651.64   | -----  | -305,111.13      | -----   | -----                           | -523,762.77           |
| Investments in US Treasury Securities  |                           |     |     |      |  | 27,768,707.83   | -----  | 12,900,775.61    | -----   | -----                           | 40,669,483.44         |
| Subtotal   |                           |     | 003 | 8031 | 000                                      | 36,769,289.08   | 23,542,308.95  | 0.00             | 13,231,370.77   | -----                           | 47,080,227.26         |
| Library of Congress Trust Fund, Library of Congress<br>Fund Resources:   |                           |     |     |      |  |   |  |                  |   |                                 |                       |
| Undisbursed Funds  | No Year                   |     | 003 | 8032 | 000                                      | 10,534,332.80   | 16,277,743.11  | -1,689,647.81    | 14,613,520.87   | -----                           | 10,508,907.23         |
| Unrealized Discount on Investments   |                           |     |     |      |  | -89,273.38  | -----  | -137,310.13      | -----   | -----                           | -226,583.51           |
| Investments in US Treasury Securities  |                           |     |     |      |  | 14,610,834.47   | -----  | 1,826,957.94     | -----   | -----                           | 16,437,792.41         |
| Subtotal   |                           |     | 003 | 8032 | 000                                      | 25,055,893.89   | 16,277,743.11  | -----            | 14,613,520.87   | -----                           | 26,720,116.13         |
| Service Fees, Library of Congress<br>Fund Resources:   |                           |     |     |      |  |   |  |                  |   |                                 |                       |
| Undisbursed Funds  | No Year                   |     | 003 | 8208 | 000                                      | 333,830.87  | 250.00   | -----            | 49,700.19   | -----                           | 284,380.68            |
| Foreign Service National Separation Liability Trust Fund, Library of Congress<br>Fund Resources:                                       |                           |     |     |      |  |   |  |                  |   |                                 |                       |
| Undisbursed Funds  | No Year                   |     | 003 | 8339 | 000                                      | 2,724,536.96  | 633,898.27   | -----            | 152,061.91  | -----                           | 3,206,373.32          |
| <b>Total, Library of Congress</b>  |                           |     |     |      |  | <b>546,693,294.91</b>   | <b>870,461,307.77</b>  | <b>0.00</b>      | <b>840,845,541.49</b>   | <b>4,218,683.64</b>             | <b>572,090,377.55</b> |
| <b>Government Publishing Office</b>  |                           |     |     |      |  |   |  |                  |   |                                 |                       |
| <b>General Fund Accounts</b>   |                           |     |     |      |  |   |  |                  |   |                                 |                       |
| Salaries and Expenses, Public Information Programs of the Superintendent of Documents, Government Publishing Office<br>Fund Resources: |                           |     |     |      |  |   |  |                  |   |                                 |                       |
| Undisbursed Funds  | 2023                      |     | 004 | 0201 | 000                                      | -----   | 35,257,000.00  | -----            | 29,566,646.90   | -----                           | 5,690,353.10          |
|  | 2022                      |     |     |      |  | 6,393,750.77  | -----  | -----            | 3,471,134.40  | -----                           | 2,922,616.37          |
|  | 2021                      |     |     |      |  | 1,760,814.21  | -----  | -----            | 79,627.69   | -----                           | 1,681,186.52          |
|  | 2020                      |     |     |      |  | 1,064,956.28  | -----  | -----            | 160,430.29  | -----                           | 904,525.99            |
|  | 2019                      |     |     |      |  | 3,485,406.06  | -----  | -----            | 1,043,792.80  | -----                           | 2,441,613.26          |
|  | 2018                      |     |     |      |  | 1,110,629.20  | -----  | -----            | 1,110,629.20  | -----                           | -----                 |
| Subtotal   |                           |     | 004 | 0201 | 000                                      | 13,815,556.52   | 35,257,000.00  | -----            | 35,432,261.28   | -----                           | 13,640,295.24         |
| Congressional Publishing, Government Publishing Office<br>Fund Resources:  |                           |     |     |      |  |   |  |                  |   |                                 |                       |
| Undisbursed Funds  | 2023                      |     | 004 | 0203 | 000                                      | -----   | 82,992,000.00  | -----            | 51,355,607.70   | -----                           | 31,636,392.30         |
|  | 2022                      |     |     |      |  | 26,551,875.59   | -----  | -----            | 13,271,865.60   | -----                           | 13,280,009.99         |

Footnotes at End of Chapter

Appropriations, Outlays, and Balances - Continued

| Appropriation or Fund Account<br><br>Title  | Account Symbol            |     |     |             | Balances,<br>Beginning of<br>Fiscal Year | Appropriations<br>and Other<br>Obligational<br>Authority <sup>1</sup> | Transfers<br>Borrowings<br>and<br>Investment<br>(Net) <sup>2</sup> | Outlays<br>(Net) | Balances<br>Withdrawn<br>and Other<br>Transactions <sup>3</sup> | Balances, End<br>of Fiscal Year |
|---|---------------------------|-----|-----|-------------|--|---|--|------------------|---|---------------------------------|
|   | Period of<br>Availability | ATA | AID | MAIN<br>SUB |  |   |  |                  |   |                                 |
|   | 2021                      |     |     |             | 17,304,664.69                            | -----   | -----  | 3,039,334.80     | -----   | 14,265,329.89                   |
|   | 2020                      |     |     |             | 13,042,169.40                            | -----   | -----  | 684,042.71       | -----   | 12,358,126.69                   |
|   | 2019                      |     |     |             | 1,631,794.23                             | -----   | -----  | 3,747.09         | -----   | 1,628,047.14                    |
|   | 2018                      |     |     |             | 5,269,295.77                             | -----   | -4,313,293.38  | 956,002.39       | -----   | -----                           |
|   | Subtotal                  |     | 004 | 0203        | 63,799,799.68                            | 82,992,000.00   | -4,313,293.38  | 69,310,600.29    | -----   | 73,167,906.01                   |
| <b>Intragovernmental Funds</b>  |                           |     |     |             |  |   |  |                  |   |                                 |
| Government Publishing Office Business Operations Revolving Fund,<br>Government Publishing Office<br>Fund Resources: |                           |     |     |             |  |   |  |                  |   |                                 |
| Undisbursed Funds   | No Year                   |     | 004 | 4505        | 736,435,141.99                           | 11,605,000.00   | 4,313,293.38   | -48,763,065.33   | -----   | 801,116,500.70                  |
| Total, Government Publishing Office   |                           |     |     |             | 814,050,498.19                           | 129,854,000.00  | -----  | 55,979,796.24    | -----   | 887,924,701.95                  |
| <b>Government Accountability Office</b>   |                           |     |     |             |  |   |  |                  |   |                                 |
| <b>General Fund Accounts</b>  |                           |     |     |             |  |   |  |                  |   |                                 |
| Salaries and Expenses, Government Accountability Office<br>Fund Resources:  |                           |     |     |             |  |   |  |                  |   |                                 |
| Undisbursed Funds   | 2022-2031                 |     | 005 | 0107        | 25,000,000.00                            | -----   | -----  | 3,181,777.45     | -----   | 21,818,222.55                   |
|   | 2021-2025                 |     |     |             | 32,948,803.47                            | -----   | -----  | 16,070,516.90    | -----   | 16,878,286.57                   |
|   | 2023                      |     |     |             | -----                                    | 785,319,000.00  | -----  | 665,815,554.19   | -----   | 119,503,445.81                  |
|   | 2022                      |     |     |             | 110,067,622.97                           | -----   | -----  | 97,688,730.61    | -----   | 12,378,892.36                   |
|   | 2021                      |     |     |             | 24,303,238.54                            | -----   | -----  | 12,547,418.81    | -----   | 11,755,819.73                   |
|   | 2020                      |     |     |             | 8,203,136.64                             | -----   | -----  | 665,379.74       | -----   | 7,537,756.90                    |
|   | 2019                      |     |     |             | 5,413,649.82                             | -----   | -----  | 377,918.34       | -----   | 5,035,731.48                    |
|   | 2018-2019                 |     |     |             | 778,783.66                               | -----   | -----  | -----            | -----   | 778,783.66                      |
|   | 2018                      |     |     |             | 2,899,171.91                             | -----   | -----  | 2,899,061.91     | 110.00  | -----                           |
|   | No Year                   |     |     |             | 123,137,945.42                           | 12,500,000.00   | -----  | -10,670,451.11   | -----   | 146,308,396.53                  |
|   | Subtotal                  |     | 005 | 0107        | 332,752,352.43                           | 797,819,000.00  | -----  | 788,575,906.84   | 110.00  | 341,995,335.59                  |
| Total, Government Accountability Office   |                           |     |     |             | 332,752,352.43                           | 797,819,000.00  | -----  | 788,575,906.84   | 110.00  | 341,995,335.59                  |
| <b>United States Tax Court</b>  |                           |     |     |             |  |   |  |                  |   |                                 |
| <b>General Fund Accounts</b>  |                           |     |     |             |  |   |  |                  |   |                                 |
| Salaries and Expenses, United States Tax Court<br>Fund Resources:   |                           |     |     |             |  |   |  |                  |   |                                 |
| Undisbursed Funds   | 2022-2031                 |     | 023 | 0100        | 153,000,000.00                           | -----   | -----  | -----            | -----   | 153,000,000.00                  |
|   | 2023                      |     |     |             | -----                                    | 56,300,000.00   | -----  | 51,736,128.95    | -----   | 4,563,871.05                    |
|   | 2022                      |     |     |             | 5,786,183.19                             | -----   | -----  | 3,357,474.77     | -----   | 2,428,708.42                    |
|   | 2021                      |     |     |             | 551,583.39                               | -----   | -----  | 154,662.00       | -----   | 396,921.39                      |
|   | 2020                      |     |     |             | 536,462.48                               | -----   | -----  | 8,587.18         | -----   | 527,875.30                      |
|   | 2019                      |     |     |             | 1,082,545.94                             | -----   | -----  | 52,250.99        | -----   | 1,030,294.95                    |
|   | 2018                      |     |     |             | 283,653.08                               | -----   | -----  | -----            | 283,653.08  | -----                           |
|   | No Year                   |     |     |             | 1,782,596.72                             | 1,000,000.00  | -----  | 1,029,795.15     | -----   | 1,752,801.57                    |

Footnotes at End of Chapter

## Appropriations, Outlays, and Balances - Continued

| Appropriation or Fund Account<br><br>Title  | Account Symbol            |     |     |             | Balances,<br>Beginning of<br>Fiscal Year | Appropriations<br>and Other<br>Obligational<br>Authority <sup>1</sup> | Transfers<br>Borrowings<br>and<br>Investment<br>(Net) <sup>2</sup> | Outlays<br>(Net) | Balances<br>Withdrawn<br>and Other<br>Transactions <sup>3</sup> | Balances, End<br>of Fiscal Year |
|---|---------------------------|-----|-----|-------------|--|---|--|------------------|---|---------------------------------|
|   | Period of<br>Availability | ATA | AID | MAIN<br>SUB |  |   |  |                  |   |                                 |
| <b>Special Fund Accounts</b>  |                           |     |     |             |  |   |  |                  |   |                                 |
| Subtotal  |                           |     | 023 | 0100        | 163,023,024.80                           | 57,300,000.00   | -----  | 56,338,899.04    | 283,653.08  | 163,700,472.68                  |
| Tax Court Independent Counsel, United States Tax Court<br>Fund Resources:                     |                           |     |     |             |  |   |  |                  |   |                                 |
| Undisbursed Funds   | No Year                   |     | 023 | 5023        | 528,527.68                               | -----   | -528,527.68  | -----            | -----   | -----                           |
| U.S. Tax Court Fees, United States Tax Court<br>Fund Resources:                               |                           |     |     |             |  |   |  |                  |   |                                 |
| Undisbursed Funds   | No Year                   |     | 023 | 5633        | 5,485,414.07                             | 1,280,630.61  | 528,527.68   | 1,820,164.74     | -----   | 5,474,407.62                    |
| <b>Trust Fund Accounts</b>  |                           |     |     |             |  |   |  |                  |   |                                 |
| Tax Court Judges Survivors Annuity Fund, United States Tax Court<br>Fund Resources:           |                           |     |     |             |  |   |  |                  |   |                                 |
| Undisbursed Funds   | No Year                   |     | 023 | 8115        | 53,000.00                                | 896,517.51  | -97,207.81   | 785,309.70       | -----   | 67,000.00                       |
| Unrealized Discount on Investments  |                           |     |     |             | -125,898.94                              | -----   | 13,907.76  | -----            | -----   | -111,991.18                     |
| Investments in US Treasury Securities   |                           |     |     |             | 13,303,464.03                            | -----   | 83,300.05  | -----            | -----   | 13,386,764.08                   |
| Subtotal  |                           |     | 023 | 8115        | 13,230,565.09                            | 896,517.51  | -----  | 785,309.70       | -----   | 13,341,772.90                   |
| Total, United States Tax Court  |                           |     |     |             | 182,267,531.64                           | 59,477,148.12   | -----  | 58,944,373.48    | 283,653.08  | 182,516,653.20                  |
| <b>Legislative Branch Boards and Commissions</b>  |                           |     |     |             |  |   |  |                  |   |                                 |
| <b>General Fund Accounts</b>  |                           |     |     |             |  |   |  |                  |   |                                 |
| Salaries and Expenses, Commission on Security and Cooperation in<br>Europe<br>Fund Resources: |                           |     |     |             |  |   |  |                  |   |                                 |
| Undisbursed Funds   | 2023-2024                 |     | 009 | 0110        | -----                                    | 2,908,000.00  | -----  | 520,165.51       | -----   | 2,387,834.49                    |
|   | 2022-2023                 |     |     |             | 2,214,594.00                             | -----   | -----  | 2,210,486.67     | -----   | 4,107.33                        |
|   | 2021-2022                 |     |     |             | 299.40                                   | -----   | -----  | -----            | -----   | 299.40                          |
|   | 2019-2020                 |     |     |             | 2,608.54                                 | -----   | -----  | -----            | -----   | 2,608.54                        |
|   | 2018-2019                 |     |     |             | 146.67                                   | -----   | -----  | -----            | -----   | 146.67                          |
|   | 2017-2018                 |     |     |             | 114,395.92                               | -----   | -----  | -----            | 114,395.92  | -----                           |
|   | No Year                   |     |     |             | 109,206.15                               | -----   | -----  | 109,206.15       | -----   | -----                           |
| Subtotal  |                           |     | 009 | 0110        | 2,441,250.68                             | 2,908,000.00  | -----  | 2,839,858.33     | 114,395.92  | 2,394,996.43                    |
| Payment to Congressional Office for International Leadership<br>Fund Resources:               |                           |     |     |             |  |   |  |                  |   |                                 |
| Undisbursed Funds   | 2022-2023                 |     | 009 | 0145        | -----                                    | -----   | 293,600.00   | 86,524.46        | -----   | 207,075.54                      |
|   | No Year                   |     |     |             | -----                                    | 6,000,000.00  | -----  | 6,000,000.00     | -----   | -----                           |
| Subtotal  |                           |     | 009 | 0145        | - 0 -                                    | 6,000,000.00  | 293,600.00   | 6,086,524.46     | -----   | 207,075.54                      |
| International Conferences and Contingencies, House and Senate<br>Expenses<br>Fund Resources:  |                           |     |     |             |  |   |  |                  |   |                                 |
| Undisbursed Funds   | No Year                   |     | 009 | 0500        | 1,465,742.22                             | -----   | -----  | 50,000.00        | -----   | 1,415,742.22                    |

Footnotes at End of Chapter

Appropriations, Outlays, and Balances - Continued

| Appropriation or Fund Account<br><br>Title  | Account Symbol            |     |     |      | Balances,<br>Beginning of<br>Fiscal Year | Appropriations<br>and Other<br>Obligational<br>Authority <sup>1</sup> | Transfers<br>Borrowings<br>and<br>Investment<br>(Net) <sup>2</sup> | Outlays<br>(Net) | Balances<br>Withdrawn<br>and Other<br>Transactions <sup>3</sup> | Balances, End<br>of Fiscal Year |              |
|---|---------------------------|-----|-----|------|--|---|--|------------------|---|---------------------------------|--------------|
|   | Period of<br>Availability | ATA | AID | MAIN |  |   |  |                  |   |                                 | SUB          |
| John C. Stennis Center for Public Service Training and Development<br>Fund Resources: |                           |     |     |      |  |   |  |                  |   |                                 |              |
| Undisbursed Funds   | 2023                      |     | 009 | 1200 | 000                                      | -----   | 430,000.00   | -----            | 407,105.49  | -----                           | 22,894.51    |
|   | 2022                      |     |     |      |  | 21,122.05   | -----  | -----            | 21,122.05   | -----                           | -----        |
|   | 2021                      |     |     |      |  | 2,340.24  | -----  | -----            | -----   | -----                           | 2,340.24     |
|   | Subtotal                  |     | 009 | 1200 | 000                                      | 23,462.29   | 430,000.00   | -----            | 428,227.54  | -----                           | 25,234.75    |
| Medicaid and CHIP Payment and Access Commission<br>Fund Resources:                    |                           |     |     |      |  |   |  |                  |   |                                 |              |
| Undisbursed Funds   | 2023                      |     | 009 | 1801 | 000                                      | -----   | 9,405,000.00   | -----            | 6,814,559.61  | -----                           | 2,590,440.39 |
|   | 2022                      |     |     |      |  | 1,736,420.58  | -----  | -----            | 1,654,069.02  | -----                           | 82,351.56    |
|   | 2021                      |     |     |      |  | 123,792.36  | -----  | -----            | 59,386.45   | -----                           | 64,405.91    |
|   | 2020                      |     |     |      |  | 11,974.59   | -----  | -----            | -1,177.80   | -----                           | 13,152.39    |
|   | 2019                      |     |     |      |  | 2,329.78  | -----  | -----            | -1,177.80   | -----                           | 3,507.58     |
|   | 2018                      |     |     |      |  | 920.59  | -----  | -----            | -1,177.80   | 2,098.39                        | -----        |
|   | No Year                   |     |     |      |  | 573,353.68  | -----  | -----            | -----   | -----                           | 573,353.68   |
|   | Subtotal                  |     | 009 | 1801 | 000                                      | 2,448,791.58  | 9,405,000.00   | -----            | 8,524,481.68  | 2,098.39                        | 3,327,211.51 |
| Salaries and Expenses, Medicare Payment Advisory Commission<br>Fund Resources:        |                           |     |     |      |  |   |  |                  |   |                                 |              |
| Undisbursed Funds   | 2023                      |     | 235 | 1550 | 000                                      | -----   | -----  | -----            | -2,851,521.54   | -----                           | 2,851,521.54 |
|   | 2022                      |     |     |      |  | 3,420,293.68  | -----  | -----            | 2,520,443.10  | -----                           | 899,850.58   |
|   | 2021                      |     |     |      |  | 506,161.06  | -----  | -----            | -386.02   | -----                           | 506,547.08   |
|   | 2020                      |     |     |      |  | 544,786.69  | -----  | -----            | -----   | -----                           | 544,786.69   |
|   | 2019                      |     |     |      |  | 652,050.40  | -----  | -----            | -----   | -----                           | 652,050.40   |
|   | 2018                      |     |     |      |  | 319,589.70  | -----  | -----            | -----   | 319,589.70                      | -----        |
|   | Subtotal                  |     | 235 | 1550 | 000                                      | 5,442,881.53  | -----  | -----            | -331,464.46   | 319,589.70                      | 5,454,756.29 |
| Salaries and Expenses, United States Semiquincentennial Commission<br>Fund Resources: |                           |     |     |      |  |   |  |                  |   |                                 |              |
| Undisbursed Funds   | 2019-2028                 |     | 239 | 2780 | 000                                      | 9,244.72  | -----  | -----            | -----   | -----                           | 9,244.72     |
|   | 2023-2024                 |     |     |      |  | -----   | 15,000,000.00  | -----            | 13,228,829.06   | -----                           | 1,771,170.94 |
|   | 2021                      |     |     |      |  | 975,092.97  | -----  | -----            | 84,820.00   | -----                           | 890,272.97   |
|   | 2020                      |     |     |      |  | 1,921.16  | -----  | -----            | -----   | -----                           | 1,921.16     |
|   | No Year                   |     |     |      |  | 1,413,475.37  | -----  | -----            | 152,474.77  | -----                           | 1,261,000.60 |
|   | Subtotal                  |     | 239 | 2780 | 000                                      | 2,399,734.22  | 15,000,000.00  | -----            | 13,466,123.83   | -----                           | 3,933,610.39 |
| Salaries and Expenses, Western Hemisphere Drug Policy Commission<br>Fund Resources:   |                           |     |     |      |  |   |  |                  |   |                                 |              |
| Undisbursed Funds   | 2019-2021                 |     | 242 | 2800 | 000                                      | 247,449.51  | -----  | -----            | -----   | -----                           | 247,449.51   |
|   | 2019-2020                 |     |     |      |  | 209,917.03  | -----  | -----            | -----   | -----                           | 209,917.03   |
|   | Subtotal                  |     | 242 | 2800 | 000                                      | 457,366.54  | -----  | -----            | -----   | -----                           | 457,366.54   |

Footnotes at End of Chapter

## Appropriations, Outlays, and Balances - Continued

| Appropriation or Fund Account<br><br>Title   | Account Symbol            |     |     |      | Balances,<br>Beginning of<br>Fiscal Year | Appropriations<br>and Other<br>Obligational<br>Authority <sup>1</sup> | Transfers<br>Borrowings<br>and<br>Investment<br>(Net) <sup>2</sup> | Outlays<br>(Net) | Balances<br>Withdrawn<br>and Other<br>Transactions <sup>3</sup> | Balances, End<br>of Fiscal Year |
|--|---------------------------|-----|-----|------|--|---|--|------------------|---|---------------------------------|
|  | Period of<br>Availability | ATA | AID | MAIN |  |   |  |                  |   |                                 |
| Expenses, Congressional-Executive Commission on the People's Republic of China<br>Fund Resources:        |                           |     |     |      |  |   |  |                  |   |                                 |
| Undisbursed Funds  | 2023-2024                 |     | 272 | 2930 | 000                                      | -----<br>2,300,000.00   | -----<br>-----   | 1,187,273.84     | -----<br>-----  | 1,112,726.16                    |
|  | 2022-2023                 |     |     |      |  | 1,140,200.08  | -----<br>-----   | 1,140,200.08     | -----<br>-----  | -----<br>-----                  |
|  | 2021-2022                 |     |     |      |  | 258.24  | -----<br>-----   | -----<br>-----   | -----<br>-----  | 258.24                          |
|  | 2019-2020                 |     |     |      |  | 481.38  | -----<br>-----   | -----<br>-----   | -----<br>-----  | 481.38                          |
|  | 2018-2019                 |     |     |      |  | 1,443.83  | -----<br>-----   | -----<br>-----   | -----<br>-----  | 1,443.83                        |
|  | 2017-2018                 |     |     |      |  | 78,172.45   | -----<br>-----   | -----<br>-----   | 78,172.45   | -----<br>-----                  |
|  | No Year                   |     |     |      |  | 176,276.48  | -----<br>-----   | -----<br>-----   | -----<br>-----  | 176,276.48                      |
|  | Subtotal                  |     | 272 | 2930 | 000                                      | 1,396,832.46  | 2,300,000.00   | 2,327,473.92     | 78,172.45   | 1,291,186.09                    |
| Salaries and Expenses, Dwight D. Eisenhower Memorial Commission<br>Fund Resources:                       |                           |     |     |      |  |   |  |                  |   |                                 |
| Undisbursed Funds  | No Year                   |     | 283 | 2989 | 000                                      | 284,517.62  | -----<br>-----   | 26,350.39        | -----<br>-----  | 258,167.23                      |
| Capital Construction, Dwight D. Eisenhower Memorial Commission<br>Fund Resources:                        |                           |     |     |      |  |   |  |                  |   |                                 |
| Undisbursed Funds  | No Year                   |     | 283 | 2990 | 000                                      | 10,656.15   | -----<br>-----   | -----<br>-----   | -----<br>-----  | 10,656.15                       |
| Salaries and Expenses, United States-China Economic and Security<br>Review Commission<br>Fund Resources: |                           |     |     |      |  |   |  |                  |   |                                 |
| Undisbursed Funds  | 2023-2024                 |     | 292 | 2973 | 000                                      | -----<br>4,000,000.00   | -----<br>-----   | 2,311,605.98     | -----<br>-----  | 1,688,394.02                    |
|  | 2022-2023                 |     |     |      |  | 1,358,606.17  | -----<br>-----   | 1,318,698.70     | -----<br>-----  | 39,907.47                       |
|  | 2021-2022                 |     |     |      |  | 74,803.29   | -----<br>-----   | 63,256.59        | -----<br>-----  | 11,546.70                       |
|  | 2020-2021                 |     |     |      |  | 3,738.56  | -----<br>-----   | -----<br>-----   | -----<br>-----  | 3,738.56                        |
|  | 2019-2020                 |     |     |      |  | 3,785.32  | -----<br>-----   | -----<br>-----   | -----<br>-----  | 3,785.32                        |
|  | 2018-2019                 |     |     |      |  | 6,462.28  | -----<br>-----   | -----<br>-----   | -----<br>-----  | 6,462.28                        |
|  | 2017-2018                 |     |     |      |  | 14,202.31   | -----<br>-----   | -----<br>-----   | 14,202.31   | -----<br>-----                  |
|  | No Year                   |     |     |      |  | 87,420.79   | -----<br>-----   | -----<br>-----   | -----<br>-----  | 87,420.79                       |
|  | Subtotal                  |     | 292 | 2973 | 000                                      | 1,549,018.72  | 4,000,000.00   | 3,693,561.27     | 14,202.31   | 1,841,255.14                    |
| Salaries and Expenses, United States Commission on International<br>Religious Freedom<br>Fund Resources: |                           |     |     |      |  |   |  |                  |   |                                 |
| Undisbursed Funds  | 2023-2024                 |     | 295 | 2975 | 000                                      | -----<br>3,500,000.00   | -----<br>-----   | 1,549,458.11     | -----<br>-----  | 1,950,541.89                    |
|  | 2022-2023                 |     |     |      |  | 2,561,319.28  | -----<br>-----   | 2,323,262.91     | -----<br>-----  | 238,056.37                      |
|  | 2021-2022                 |     |     |      |  | 210,454.71  | -----<br>-----   | 100,001.46       | -----<br>-----  | 110,453.25                      |
|  | 2020-2021                 |     |     |      |  | 1,069,663.47  | -----<br>-----   | -----<br>-----   | -----<br>-----  | 1,069,663.47                    |
|  | 2019-2020                 |     |     |      |  | -26,831.95  | -----<br>-----   | -----<br>-----   | -----<br>-----  | <sup>4</sup> -26,831.95         |
|  | 2018-2019                 |     |     |      |  | 8,742.56  | -----<br>-----   | -----<br>-----   | -----<br>-----  | 8,742.56                        |
|  | 2017-2018                 |     |     |      |  | 38,883.74   | -----<br>-----   | -----<br>-----   | 38,883.74   | -----<br>-----                  |
|  | No Year                   |     |     |      |  | 128,493.48  | -----<br>-----   | -----<br>-----   | -----<br>-----  | 128,493.48                      |

Footnotes at End of Chapter

Appropriations, Outlays, and Balances - Continued

| Appropriation or Fund Account<br><br>Title  | Account Symbol            |     |     |             | Balances,<br>Beginning of<br>Fiscal Year | Appropriations<br>and Other<br>Obligational<br>Authority <sup>1</sup> | Transfers<br>Borrowings<br>and<br>Investment<br>(Net) <sup>2</sup> | Outlays<br>(Net) | Balances<br>Withdrawn<br>and Other<br>Transactions <sup>3</sup> | Balances, End<br>of Fiscal Year |               |
|---|---------------------------|-----|-----|-------------|--|---|--|------------------|---|---------------------------------|---------------|
|   | Period of<br>Availability | ATA | AID | MAIN<br>SUB |  |   |  |                  |   |                                 |               |
| Subtotal  |                           |     | 295 | 2975        | 000                                      | 3,990,725.29  | 3,500,000.00   | -----            | 3,972,722.48  | 38,883.74                       | 3,479,119.07  |
| Salaries and Expenses, Commission on the State of U.S. Olympics and Paralympics<br>Fund Resources:<br>Undisbursed Funds | 2022-2023                 |     | 546 | 2997        | 000                                      | 1,961,756.75  | -----  | -----            | 1,752,702.85  | -----                           | 209,053.90    |
| <b>Special Fund Accounts</b>  |                           |     |     |             |  |   |  |                  |   |                                 |               |
| Senate Preservation Fund, Library of Congress, Senate<br>Fund Resources:<br>Undisbursed Funds                           | No Year                   |     | 000 | 5509        | 000                                      | 250.00  | 19,889.06  | -19,889.06       | -----   | -----                           | 250.00        |
| Unrealized Discount on Investments  |                           |     |     |             |  | -9,403.03   | -----  | -6,826.21        | -----   | -----                           | -16,229.24    |
| Investments in US Treasury Securities   |                           |     |     |             |  | 503,840.70  | -----  | 26,715.27        | -----   | -----                           | 530,555.97    |
| Subtotal  |                           |     | 000 | 5509        | 000                                      | 494,687.67  | 19,889.06  | -----            | -----   | -----                           | 514,576.73    |
| Dwight D. Eisenhower Memorial Fund<br>Fund Resources:<br>Undisbursed Funds  | No Year                   |     | 283 | 5549        | 000                                      | 174.32  | -----  | -----            | -----   | -----                           | 174.32        |
| Salaries and Expenses, World War I Centennial Commission<br>Fund Resources:<br>Undisbursed Funds                        | 2023-2024                 |     | 480 | 5589        | 000                                      | -----   | 1,000,000.00   | -----            | 808,467.25  | -----                           | 191,532.75    |
|   | 2022-2023                 |     |     |             |  | 33,265.58   | -----  | -----            | 26,302.83   | -----                           | 6,962.75      |
|   | 2021-2022                 |     |     |             |  | 19,638.12   | -----  | -----            | 19,637.91   | -----                           | 0.21          |
|   | 2020-2021                 |     |     |             |  | 8,865.92  | -----  | -----            | 8,865.92  | -----                           | -----         |
|   | No Year                   |     |     |             |  | 203,849.65  | -----  | -----            | -----   | -----                           | 203,849.65    |
| Subtotal  |                           |     | 480 | 5589        | 000                                      | 265,619.27  | 1,000,000.00   | -----            | 863,273.91  | -----                           | 402,345.36    |
| <b>Trust Fund Accounts</b>  |                           |     |     |             |  |   |  |                  |   |                                 |               |
| Congressional Office for International Leadership<br>Fund Resources:<br>Undisbursed Funds                               | No Year                   |     | 009 | 8148        | 000                                      | 530,814.47  | 6,125,262.57   | 4,830,000.00     | 10,759,614.97   | -----                           | 726,462.07    |
| Investments in US Treasury Securities   |                           |     |     |             |  | 6,968,000.00  | -----  | -4,830,000.00    | -----   | -----                           | 2,138,000.00  |
| Subtotal  |                           |     | 009 | 8148        | 000                                      | 7,498,814.47  | 6,125,262.57   | -----            | 10,759,614.97   | -----                           | 2,864,462.07  |
| John C. Stennis Center for Public Service Training and Development<br>Fund Resources:<br>Undisbursed Funds              | No Year                   |     | 009 | 8275        | 000                                      | 317,879.22  | 265,548.43   | -336,000.00      | 46,567.90   | -----                           | 200,859.75    |
| Investments in US Treasury Securities   |                           |     |     |             |  | 17,541,000.00   | -----  | 336,000.00       | -----   | -----                           | 17,877,000.00 |
| Funds Held Outside the Treasury   |                           |     |     |             |  | 800.00  | -----  | -----            | -----   | -----                           | 800.00        |
| Subtotal  |                           |     | 009 | 8275        | 000                                      | 17,859,679.22   | 265,548.43   | -----            | 46,567.90   | -----                           | 18,078,659.75 |
| Capitol Preservation Fund, U.S. Capitol Preservation Commission<br>Fund Resources:<br>Undisbursed Funds                 | No Year                   |     | 009 | 8300        | 000                                      | 200.00  | 406,235.41   | -406,235.41      | -----   | -----                           | 200.00        |
| Unrealized Discount on Investments  |                           |     |     |             |  | -87,416.61  | -----  | -153,461.95      | -----   | -----                           | -240,878.56   |
| Investments in US Treasury Securities   |                           |     |     |             |  | 11,270,419.22   | -----  | 559,697.36       | -----   | -----                           | 11,830,116.58 |

Footnotes at End of Chapter

## Appropriations, Outlays, and Balances - Continued

| Appropriation or Fund Account                    | Account Symbol            |     |     |      |     | Balances,<br>Beginning of<br>Fiscal Year | Appropriations<br>and Other<br>Obligational<br>Authority <sup>1</sup> | Transfers<br>Borrowings<br>and<br>Investment<br>(Net) <sup>2</sup> | Outlays<br>(Net) | Balances<br>Withdrawn<br>and Other<br>Transactions <sup>3</sup> | Balances, End<br>of Fiscal Year |
|--|---------------------------|-----|-----|------|-----|--|---|--|------------------|---|---------------------------------|
| Title  | Period of<br>Availability | ATA | AID | MAIN | SUB |  |   |  |                  |   |                                 |
|  | Subtotal                  |     | 009 | 8300 | 000 | 11,183,202.61                            | 406,235.41  | -----  | -----            | -----   | 11,589,438.02                   |
| Total, Legislative Branch Boards and Commissions |                           |     |     |      |     | 61,174,913.61                            | 51,359,935.47   | 293,600.00   | 54,506,019.07    | 567,342.51  | 57,755,087.50                   |
| <b>Deductions for Offsetting Receipts</b>        |                           |     |     |      |     |  |   |  |                  |   |                                 |
| Proprietary Receipts from the Public             |                           |     |     |      |     | -----                                    | -38,992,726.10  | -----  | -38,992,726.10   | -----   | -----                           |
| Intrabudgetary Receipts Deducted by Agency       |                           |     |     |      |     | -----                                    | -6,671,801.29   | -----  | -6,671,801.29    | -----   | -----                           |
| Total, Offsetting Receipts                       |                           |     |     |      |     | -----                                    | -45,664,527.39  | -----  | -45,664,527.39   | -----   | -----                           |
| Total, Legislative Branch                        |                           |     |     |      |     | 4,432,252,237.48                         | 7,157,934,983.16  | -16,936,400.00   | 6,511,780,855.15 | 37,374,715.18   | 5,024,095,250.31                |

Footnotes at End of Chapter

---

**Footnotes**

---

- 1 The amounts in this column, unless otherwise footnoted, represent appropriations, increases and rescissions in borrowing authority or new contract authority. Appropriation accounts with appropriation transfer activity are presented in Table 1 (Appropriations and Appropriation Transfers) at the end of this chapter.
- 2 The amounts in this column, unless otherwise footnoted, represent transfers - other than appropriation transfers, borrowings (gross), investments (net), unrealized discounts or funds held outside the Treasury.
- 3 The amounts shown in this column for the "Senate", "The House of Representatives", and "Joint", unless otherwise footnoted, represent unexpended balances withdrawn pursuant to 2 U.S.C. 104 (a). Amounts shown for "Congressional Budget Office", "Architect of the Capitol", "Library of Congress", "Government Printing Office", "General Accounting Office", "Other Legislative Branch Agencies", and "United States Tax Court", unless otherwise footnoted, represent obligated balances canceled for fiscal year 2018 pursuant to 31 U.S.C. 1553.
- 4 Subject to disposition by the administrative agency.
- 5 Represents payments to the heirs of Jacqueline Walorski-Swihart and Aston Donald McEachin.
- 6 This account was not certified to Treasury in accordance with Treasury certification standards to indicate the amounts were certified with the criteria of 31 U.S.C. 1501.
- 7 The opening balance(s) of the following account(s) have been adjusted during the current fiscal year and do not agree with last year's closing balance(s):

| <u>Account Symbol: (ATA, AID, POA, MAIN, SUB)</u>                   | <u>Adjustment</u> |
|---|-------------------|
| 003      2022   0101   000   - Undi sbursed Funds                   | -\$15,000.00      |
| 003      2017   0101   000   - Undi sbursed Funds                   | -\$1,883.91       |
| 003      2022   0101   000   - Funds Hel d Outsi de the Treasury    | \$15,000.00       |
| 003      2017   0101   000   - Funds Hel d Outsi de the Treasury    | -\$15,000.00      |
| 003            X   0101   000   - Funds Hel d Outsi de the Treasury | -\$3,000.00       |
| 003            X   4543   000   - Undi sbursed Funds                | -\$525,003.24     |

Note: Pursuant to 31 U.S.C. 3513, only executive agencies are required to report their financial condition.



# Appropriations, Outlays, and Balances - Continued

## Footnotes

**Table 1 - Appropriations and Appropriation Transfers - Legislative Branch**

| AID          | ATA | Period of Availability | MAIN | Net Appropriations and Appropriation Transfers | Appropriation Amount    | Net Appropriation Transfers | AID Involved | ATA Involved | Period of Availability Involved | MAIN Involved | Amount From or To (-) |
|--------------|-----|------------------------|------|--|-------------------------|-----------------------------|--------------|--------------|---------------------------------|---------------|-----------------------|
| 000          |     | 2224                   | 0110 | 6,300.00                                       | 0.00                    | 6,300.00                    | 000          |              | 2224                            | 0123          | 6,300.00              |
| 000          |     | 23                     | 0110 | 244,164,420.32                                 | 258,677,000.00          | -14,512,579.68              | 000          |              | 23                              | 0123          | -512,579.68           |
|              |     |                        |      |  |                         |                             | 000          |              | 23                              | 0127          | -7,400,000.00         |
|              |     |                        |      |  |                         |                             | 000          |              | 23                              | 0130          | -6,600,000.00         |
| 000          |     | 2325                   | 0110 | 1,031,866.00                                   | 0.00                    | 1,031,866.00                | 000          |              | 2325                            | 0123          | 1,031,866.00          |
| 000          |     | 2224                   | 0123 | -6,300.00                                      | 0.00                    | -6,300.00                   | 000          |              | 2224                            | 0110          | -6,300.00             |
| 000          |     | 23                     | 0123 | 512,579.68                                     | 0.00                    | 512,579.68                  | 000          |              | 23                              | 0110          | 512,579.68            |
| 000          |     | 2325                   | 0123 | 20,282,134.00                                  | 27,814,000.00           | -7,531,866.00               | 000          |              | 2325                            | 0110          | -1,031,866.00         |
|              |     |                        |      |  |                         |                             | 000          |              | 2325                            | 0130          | -6,500,000.00         |
| 000          |     | 2327                   | 0126 | 13,239,193.00                                  | 13,254,193.00           | -15,000.00                  | 000          |              | 2327                            | 0172          | -15,000.00            |
| 000          |     | 23                     | 0127 | 11,600,000.00                                  | 4,200,000.00            | 7,400,000.00                | 000          |              | 23                              | 0110          | 7,400,000.00          |
| 000          |     | 23                     | 0130 | 498,471,050.00                                 | 491,871,050.00          | 6,600,000.00                | 000          |              | 23                              | 0110          | 6,600,000.00          |
| 000          |     | 2325                   | 0130 | 26,628,950.00                                  | 20,128,950.00           | 6,500,000.00                | 000          |              | 2325                            | 0123          | 6,500,000.00          |
| 000          |     | 2327                   | 0172 | 15,000.00                                      | 0.00                    | 15,000.00                   | 000          |              | 2327                            | 0126          | 15,000.00             |
| 000          |     | X                      | 0400 | 145,724,541.02                                 | 135,354,000.00          | 10,370,541.02               | 000          |              | 23                              | 0400          | 10,370,541.02         |
| 000          |     | 23                     | 0400 | 1,086,902,405.88                               | 1,095,383,000.00        | -8,480,594.12               | 000          |              | X                               | 0400          | -10,370,541.02        |
|              |     |                        |      |  |                         |                             | 000          |              | 2324                            | 0400          | 1,929,946.90          |
|              |     |                        |      |  |                         |                             | 000          |              | 23                              | 0425          | -40,000.00            |
| 000          |     | 2324                   | 0400 | 408,823,053.10                                 | 410,753,000.00          | -1,929,946.90               | 000          |              | 23                              | 0400          | -1,929,946.90         |
| 000          |     | 23                     | 0425 | 4,221,000.00                                   | 4,181,000.00            | 40,000.00                   | 000          |              | 23                              | 0400          | 40,000.00             |
| 001          |     | 23                     | 0127 | 71,179,000.00                                  | 67,179,000.00           | 4,000,000.00                | 001          |              | X                               | 0137          | 4,000,000.00          |
| 001          |     | X                      | 0137 | -4,000,000.00                                  | 0.00                    | -4,000,000.00               | 001          |              | 23                              | 0127          | -4,000,000.00         |
| 002          |     | 23                     | 0476 | 195,651,398.00                                 | 186,818,000.00          | 8,833,398.00                | 002          |              | 23                              | 0477          | 8,833,398.00          |
| 002          |     | 23                     | 0477 | 529,446,602.00                                 | 538,280,000.00          | -8,833,398.00               | 002          |              | 23                              | 0476          | -8,833,398.00         |
| <b>Total</b> |     |                        |      | <b>3,253,893,193.00</b>                        | <b>3,253,893,193.00</b> | -----                       |              |              |                                 |               | -----                 |

Appropriations, Outlays, and Balances - Continued

| Appropriation or Fund Account<br><br>Title  | Account Symbol            |     |     |      | Balances,<br>Beginning of<br>Fiscal Year | Appropriations<br>and Other<br>Obligational<br>Authority <sup>1</sup> | Transfers<br>Borrowings<br>and<br>Investment<br>(Net) <sup>2</sup> | Outlays<br>(Net) | Balances<br>Withdrawn<br>and Other<br>Transactions <sup>3</sup> | Balances, End<br>of Fiscal Year |                      |
|---|---------------------------|-----|-----|------|--|---|--|------------------|---|---------------------------------|----------------------|
|   | Period of<br>Availability | ATA | AID | MAIN |  |   |  |                  |   |                                 | SUB                  |
| <p align="center"><b>Judicial Branch</b></p> <p align="center"><b>Supreme Court of the United States</b></p> <p align="center"><b>General Fund Accounts</b></p> |                           |     |     |      |  |   |  |                  |   |                                 |                      |
| Salaries and Expenses, Supreme Court of the United States, The Judiciary<br>Fund Resources:   |                           |     |     |      |  |   |  |                  |   |                                 |                      |
| Undisbursed Funds   | 2023                      |     | 010 | 0100 | 000                                      | -----   | 111,051,000.00   | -6,800.00        | 98,444,070.41   | -----                           | 12,600,129.59        |
|   | 2022-2023                 |     |     |      |  | 6,444,935.57  | -----  | -----            | 6,036,922.06  | -----                           | 408,013.51           |
|   | 2022                      |     |     |      |  | 4,951,016.89  | -----  | 6,800.00         | 3,620,281.23  | -----                           | 1,337,535.66         |
|   | 2021                      |     |     |      |  | 3,747,167.60  | -----  | -----            | 1,020,738.81  | -----                           | 2,726,428.79         |
|   | 2020                      |     |     |      |  | 3,601,234.41  | -----  | -----            | 221,697.07  | -----                           | 3,379,537.34         |
|   | 2019                      |     |     |      |  | 3,415,965.39  | -----  | -----            | 360,230.83  | -----                           | 3,055,734.56         |
|   | 2018                      |     |     |      |  | 5,344,914.81  | -----  | -----            | 90,174.88   | 5,254,739.93                    | -----                |
|   | No Year                   |     |     |      |  | 4,654,509.59  | 1,500,000.00   | -----            | 639,926.32  | -----                           | 5,514,583.27         |
| Funds Held Outside the Treasury   | 2023                      |     |     |      |  | -----   | -----  | 6,800.00         | -----   | -----                           | 6,800.00             |
|   | 2022                      |     |     |      |  | 6,800.00  | -----  | -6,800.00        | -----   | -----                           | -----                |
|   | Subtotal                  |     | 010 | 0100 | 000                                      | 32,166,544.26   | 112,551,000.00   | -----            | 110,434,041.61  | 5,254,739.93                    | 29,028,762.72        |
| Care of the Building and Grounds, Supreme Court, The Judiciary<br>Fund Resources:   |                           |     |     |      |  |   |  |                  |   |                                 |                      |
| Undisbursed Funds   | No Year                   |     | 010 | 0103 | 000                                      | 24,531,355.89   | 22,446,000.00  | -----            | 12,202,210.85   | -----                           | 34,775,145.04        |
| Transfer To:  |                           |     |     |      |  |   |  |                  |   |                                 |                      |
| Architect of the Capitol  | No Year                   | 001 | 010 | 0103 | 000                                      | 522,262.80  | 6,800,000.00   | -----            | 6,407,388.41  | -----                           | 914,874.39           |
|   | Subtotal                  |     | 010 | 0103 | 000                                      | 25,053,618.69   | 29,246,000.00  | -----            | 18,609,599.26   | -----                           | 35,690,019.43        |
| <b>Total, Supreme Court of the United States</b>  |                           |     |     |      |  | <b>57,220,162.95</b>  | <b>141,797,000.00</b>  | <b>-----</b>     | <b>129,043,640.87</b>   | <b>5,254,739.93</b>             | <b>64,718,782.15</b> |
| <p align="center"><b>United States Court of Appeals for the Federal Circuit</b></p> <p align="center"><b>General Fund Accounts</b></p>                          |                           |     |     |      |  |   |  |                  |   |                                 |                      |
| Salaries and Expenses, United States Court of Appeals for the Federal Circuit, The Judiciary<br>Fund Resources:   |                           |     |     |      |  |   |  |                  |   |                                 |                      |
| Undisbursed Funds   | 2023                      |     | 010 | 0510 | 000                                      | -----   | 40,099,600.29  | -----            | 33,702,996.20   | -----                           | 6,396,604.09         |
|   | 2022                      |     |     |      |  | 7,483,855.94  | -----  | -----            | 2,543,540.74  | -----                           | 4,940,315.20         |
|   | 2021                      |     |     |      |  | 1,903,807.04  | -----  | -----            | 647,991.30  | -----                           | 1,255,815.74         |
|   | 2020                      |     |     |      |  | 1,612,792.87  | -----  | -----            | 129,986.96  | -----                           | 1,482,805.91         |
|   | 2019                      |     |     |      |  | 1,372,665.86  | -----  | -----            | 114,724.48  | -----                           | 1,257,941.38         |
|   | 2018                      |     |     |      |  | 846,305.76  | -----  | -----            | -----   | 846,305.76                      | -----                |
|   | Subtotal                  |     | 010 | 0510 | 000                                      | 13,219,427.47   | 40,099,600.29  | -----            | 37,139,239.68   | 846,305.76                      | 15,333,482.32        |
| <b>Total, United States Court of Appeals for the Federal Circuit</b>  |                           |     |     |      |  | <b>13,219,427.47</b>  | <b>40,099,600.29</b>   | <b>-----</b>     | <b>37,139,239.68</b>  | <b>846,305.76</b>               | <b>15,333,482.32</b> |
| <p align="center"><b>United States Court of International Trade</b></p> <p align="center"><b>General Fund Accounts</b></p>                                      |                           |     |     |      |  |   |  |                  |   |                                 |                      |

Footnotes at End of Chapter

## Appropriations, Outlays, and Balances - Continued

| Appropriation or Fund Account<br><br>Title  | Account Symbol            |     |     |      |     | Balances,<br>Beginning of<br>Fiscal Year | Appropriations<br>and Other<br>Obligational<br>Authority <sup>1</sup> | Transfers<br>Borrowings<br>and<br>Investment<br>(Net) <sup>2</sup> | Outlays<br>(Net) | Balances<br>Withdrawn<br>and Other<br>Transactions <sup>3</sup> | Balances, End<br>of Fiscal Year |
|---|---------------------------|-----|-----|------|-----|--|---|--|------------------|---|---------------------------------|
|   | Period of<br>Availability | ATA | AID | MAIN | SUB |  |   |  |                  |   |                                 |
| Salaries and Expenses, United States Court of International Trade, The Judiciary<br>Fund Resources:                               |                           |     |     |      |     |  |   |  |                  |   |                                 |
| Undisbursed Funds   | 2023                      |     | 010 | 0400 | 000 | -----                                    | 23,050,338.57   | -----  | 21,065,686.62    | -----   | 1,984,651.95                    |
|   | 2022                      |     |     |      |     | 4 684,438.06                             | -----   | -----  | 566,548.96       | -----   | 117,889.10                      |
|   | 2021                      |     |     |      |     | 902,919.36                               | -----   | -----  | 242,989.22       | -----   | 659,930.14                      |
|   | 2020                      |     |     |      |     | 116,506.80                               | -----   | -----  | 109,744.28       | -----   | 6,762.52                        |
|   | 2019                      |     |     |      |     | 306,350.59                               | -----   | -----  | 984.26           | -----   | 305,366.33                      |
|   | 2018                      |     |     |      |     | 795,852.44                               | -----   | -----  | 55,569.71        | 740,282.73  | -----                           |
|   | Subtotal                  |     | 010 | 0400 | 000 | 2,806,067.25                             | 23,050,338.57   | -----  | 22,041,523.05    | 740,282.73  | 3,074,600.04                    |
| Total, United States Court of International Trade   |                           |     |     |      |     | 2,806,067.25                             | 23,050,338.57   | -----  | 22,041,523.05    | 740,282.73  | 3,074,600.04                    |
| <b>Courts of Appeals, District Courts, and Other Judicial Services</b>  |                           |     |     |      |     |  |   |  |                  |   |                                 |
| <b>General Fund Accounts</b>  |                           |     |     |      |     |  |   |  |                  |   |                                 |
| Salaries and Expenses, Courts of Appeals, District Courts, and Other Judicial Services, The Judiciary<br>Fund Resources:          |                           |     |     |      |     |  |   |  |                  |   |                                 |
| Undisbursed Funds   | 2023                      |     | 010 | 0920 | 000 | -----                                    | 6,364,053,857.28  | -----  | 6,051,275,539.07 | -----   | 312,778,318.21                  |
|   | 2022                      |     |     |      |     | 4 167,311,034.81                         | -----   | -----  | 167,311,034.81   | -----   | -----                           |
|   | No Year                   |     |     |      |     | 70,861,650.56                            | 21,042,340.00   | -----  | 22,485,025.22    | -----   | 69,418,965.34                   |
|   | Subtotal                  |     | 010 | 0920 | 000 | 238,172,685.37                           | 6,385,096,197.28  | -----  | 6,241,071,599.10 | -----   | 382,197,283.55                  |
| Defender Services, Court of Appeals, District Courts, and Other Judicial Services, The Judiciary<br>Fund Resources:               |                           |     |     |      |     |  |   |  |                  |   |                                 |
| Undisbursed Funds   | No Year                   |     | 010 | 0923 | 000 | 219,736,949.21                           | 1,382,680,000.00  | -----  | 1,406,500,471.61 | -----   | 195,916,477.60                  |
| Fees of Jurors and Commissioners, Court of Appeals, District Courts and Other Judicial Services, The Judiciary<br>Fund Resources: |                           |     |     |      |     |  |   |  |                  |   |                                 |
| Undisbursed Funds   | No Year                   |     | 010 | 0925 | 000 | 4,240,213.33                             | 58,239,000.00   | -----  | 49,379,549.14    | -----   | 13,099,664.19                   |
| Court Security, Court of Appeals, District Courts, and Other Judicial Services, The Judiciary<br>Fund Resources:                  |                           |     |     |      |     |  |   |  |                  |   |                                 |
| Undisbursed Funds   | 2023                      |     | 010 | 0930 | 000 | -----                                    | 106,145,962.00  | 2,070,038.00   | 92,552,448.96    | -----   | 15,663,551.04                   |
|   | 2022                      |     |     |      |     | 27,949,945.54                            | -----   | -----  | 5,211,816.07     | -----   | 22,738,129.47                   |
|   | 2021                      |     |     |      |     | 6,448,913.61                             | -----   | -1,890,000.00  | 262,220.64       | -----   | 4,296,692.97                    |
|   | 2020                      |     |     |      |     | 2,411,733.70                             | -----   | -982,000.00  | 129,630.29       | -----   | 1,300,103.41                    |
|   | 2019                      |     |     |      |     | 1,462,709.10                             | -----   | -226,760.80  | 181,367.18       | -----   | 1,054,581.12                    |
|   | 2018                      |     |     |      |     | 620,953.42                               | -----   | 1,135,709.00   | -1,762.42        | 1,758,424.84  | -----                           |
|   | No Year                   |     |     |      |     | 24,385,218.78                            | 114,570,038.00  | -7,496,000.00  | 1,086,199.05     | -----   | 130,373,057.73                  |
| Transfer To:  |                           |     |     |      |     |  |   |  |                  |   |                                 |
| United States Marshals Service, Justice   | 2023                      | 015 | 010 | 0930 | 003 | -----                                    | 641,947,000.00  | -2,070,038.00  | 467,206,162.96   | -----   | 172,670,799.04                  |
|   | 2022                      |     |     |      |     | 150,446,578.51                           | -----   | -----  | 95,668,165.05    | -----   | 54,778,413.46                   |
|   | 2021                      |     |     |      |     | 63,565,325.06                            | -----   | -4,000,000.00  | 16,644,531.98    | -----   | 42,920,793.08                   |

Footnotes at End of Chapter

Appropriations, Outlays, and Balances - Continued

| Appropriation or Fund Account<br><br>Title  | Account Symbol            |     |     |             | Balances,<br>Beginning of<br>Fiscal Year | Appropriations<br>and Other<br>Obligational<br>Authority <sup>1</sup> | Transfers<br>Borrowings<br>and<br>Investment<br>(Net) <sup>2</sup> | Outlays<br>(Net) | Balances<br>Withdrawn<br>and Other<br>Transactions <sup>3</sup> | Balances, End<br>of Fiscal Year |
|---|---------------------------|-----|-----|-------------|--|---|--|------------------|---|---------------------------------|
|   | Period of<br>Availability | ATA | AID | MAIN<br>SUB |  |   |  |                  |   |                                 |
|   | 2020                      |     |     |             | 38,981,992.42                            | -----   | -4,000,000.00  | 4,785,377.28     | -----   | 30,196,615.14                   |
|   | 2019                      |     |     |             | 19,762,553.57                            | -----   | -1,000,000.00  | 6,851,127.62     | -----   | 11,911,425.95                   |
|   | 2018                      |     |     |             | 6,761,094.71                             | -----   | -4,036,948.20  | 2,724,146.51     | -----   | -----                           |
|   | No Year                   |     |     |             | 39,433,443.74                            | -----   | 22,496,000.00  | 19,643,061.60    | -----   | 42,286,382.14                   |
|   | Subtotal                  |     | 010 | 0930<br>000 | 382,230,462.16                           | 862,663,000.00  | -----  | 712,944,492.77   | 1,758,424.84  | 530,190,544.55                  |
| <b>Special Fund Accounts</b>  |                           |     |     |             |  |   |  |                  |   |                                 |
| Filing Fees, The Judiciary<br>Fund Resources:<br>Undisbursed Funds  | No Year                   |     | 010 | 5100<br>000 | 613,194,966.74                           | 160,824,496.56  | -----  | 119,490,770.44   | -----   | 654,528,692.86                  |
| Registry Administration Account, The Judiciary<br>Fund Resources:<br>Undisbursed Funds  | No Year                   |     | 010 | 5101<br>000 | -----                                    | 1,585,275.95  | -----  | 1,585,275.95     | -----   | -----                           |
| Judicial Information Technology Fund, The Judiciary<br>Fund Resources:<br>Undisbursed Funds   | No Year                   |     | 010 | 5114<br>000 | 708,429,593.08                           | 849,574,134.00  | -----  | 782,919,134.92   | -----   | 775,084,592.16                  |
| Total, Courts of Appeals, District Courts, and Other Judicial Services  |                           |     |     |             | 2,166,004,869.89                         | 9,700,662,103.79  | -----  | 9,313,891,293.93 | 1,758,424.84  | 2,551,017,254.91                |
| <b>Administrative Office of the United States Courts</b>  |                           |     |     |             |  |   |  |                  |   |                                 |
| <b>General Fund Accounts</b>  |                           |     |     |             |  |   |  |                  |   |                                 |
| Salaries and Expenses, Administrative Office of the United States<br>Courts, The Judiciary<br>Fund Resources:<br>Undisbursed Funds  | 2023                      |     | 010 | 0927<br>000 | -----                                    | 102,673,000.00  | -----  | 102,673,000.00   | -----   | -----                           |
| <b>Special Fund Accounts</b>  |                           |     |     |             |  |   |  |                  |   |                                 |
| Chapter 7 Trustee Fund, Administrative Office of the United States<br>Courts, The Judiciary<br>Fund Resources:<br>Undisbursed Funds | No Year                   |     | 010 | 5116<br>000 | 317,700.00                               | -----   | -----  | 87,180.00        | -----   | 230,520.00                      |
| Total, Administrative Office of the United States Courts  |                           |     |     |             | 317,700.00                               | 102,673,000.00  | -----  | 102,760,180.00   | -----   | 230,520.00                      |
| <b>Federal Judicial Center</b>  |                           |     |     |             |  |   |  |                  |   |                                 |
| <b>General Fund Accounts</b>  |                           |     |     |             |  |   |  |                  |   |                                 |
| Salaries and Expenses, Federal Judicial Center, The Judiciary<br>Fund Resources:<br>Undisbursed Funds                               | 2023-2024                 |     | 010 | 0928<br>000 | -----                                    | 1,800,000.00  | -----  | 148,027.44       | -----   | 1,651,972.56                    |
|   | 2023                      |     |     |             | -----                                    | 32,461,000.00   | -----  | 29,580,256.39    | -----   | 2,880,743.61                    |
|   | 2022-2023                 |     |     |             | 1,796,328.21                             | -----   | -----  | 1,746,727.60     | -----   | 49,600.61                       |
|   | 2022                      |     |     |             | 2,246,407.41                             | -----   | -----  | 1,871,303.42     | -----   | 375,103.99                      |
|   | 2021-2022                 |     |     |             | 129,500.98                               | -----   | -----  | 58,829.17        | -----   | 70,671.81                       |
|   | 2021                      |     |     |             | 549,192.79                               | -----   | -----  | 46,982.82        | -----   | 502,209.97                      |
|   | 2020-2021                 |     |     |             | 1,284,642.87                             | -----   | -----  | -1,598.13        | -----   | 1,286,241.00                    |
|   | 2020                      |     |     |             | 1,412,065.33                             | -----   | -----  | 5,000.00         | -----   | 1,407,065.33                    |

Footnotes at End of Chapter

## Appropriations, Outlays, and Balances - Continued

| Appropriation or Fund Account<br><br>Title   | Account Symbol            |     |     |      | Balances,<br>Beginning of<br>Fiscal Year | Appropriations<br>and Other<br>Obligational<br>Authority <sup>1</sup> | Transfers<br>Borrowings<br>and<br>Investment<br>(Net) <sup>2</sup> | Outlays<br>(Net) | Balances<br>Withdrawn<br>and Other<br>Transactions <sup>3</sup> | Balances, End<br>of Fiscal Year |
|--|---------------------------|-----|-----|------|--|---|--|------------------|---|---------------------------------|
|  | Period of<br>Availability | ATA | AID | MAIN |  |   |  |                  |   |                                 |
|  | 2019-2020                 |     |     |      | 348,694.59                               | -----   | -----  | -210.00          | -----   | 348,904.59                      |
|  | 2019                      |     |     |      | 379,199.54                               | -----   | -----  | 13,500.00        | -----   | 365,699.54                      |
|  | 2018-2019                 |     |     |      | 117,754.51                               | -----   | -----  | -545.65          | -----   | 118,300.16                      |
|  | 2018                      |     |     |      | 199,452.53                               | -----   | -----  | -478.25          | 199,930.78  | -----                           |
|  | 2017-2018                 |     |     |      | 78,048.41                                | -----   | -----  | -----            | 78,048.41   | -----                           |
|  | Subtotal                  |     | 010 | 0928 | 8,541,287.17                             | 34,261,000.00   | -----  | 33,467,794.81    | 277,979.19  | 9,056,513.17                    |
| Total, Federal Judicial Center   |                           |     |     |      | 8,541,287.17                             | 34,261,000.00   | -----  | 33,467,794.81    | 277,979.19  | 9,056,513.17                    |
| <b>Judicial Retirement Funds</b>   |                           |     |     |      |  |   |  |                  |   |                                 |
| <b>General Fund Accounts</b>   |                           |     |     |      |  |   |  |                  |   |                                 |
| Payment to Judiciary Trust Funds, Judicial Retirement Funds, The Judiciary Fund Resources: |                           |     |     |      |  |   |  |                  |   |                                 |
| Undisbursed Funds  | 2023                      |     | 010 | 0941 | -----                                    | 251,800,000.00  | -----  | 251,800,000.00   | -----   | -----                           |
| <b>Trust Fund Accounts</b>   |                           |     |     |      |  |   |  |                  |   |                                 |
| Judicial Survivors Annuity Fund, The Judiciary Fund Resources:                             |                           |     |     |      |  |   |  |                  |   |                                 |
| Undisbursed Funds  | No Year                   |     | 010 | 8110 | 879,337.34                               | 66,036,847.55   | -27,511,247.91   | 35,320,959.72    | -----   | 4,083,977.26                    |
| Unrealized Discount on Investments   |                           |     |     |      | -4,305,962.18                            | -----   | -6,582,686.42  | -----            | -----   | -10,888,648.60                  |
| Investments in US Treasury Securities  |                           |     |     |      | 612,153,334.10                           | -----   | 34,093,934.33  | -----            | -----   | 646,247,268.43                  |
|  | Subtotal                  |     | 010 | 8110 | 608,726,709.26                           | 66,036,847.55   | -----  | 35,320,959.72    | -----   | 639,442,597.09                  |
| Judicial Officers Retirement Fund, The Judiciary Fund Resources:                           |                           |     |     |      |  |   |  |                  |   |                                 |
| Undisbursed Funds  | No Year                   |     | 010 | 8122 | 303,304.97                               | 280,205,661.17  | -135,591,614.35  | 132,495,541.57   | -----   | 12,421,810.22                   |
| Unrealized Discount on Investments   |                           |     |     |      | -6,636,314.29                            | -----   | -26,717,515.51   | -----            | -----   | -33,353,829.80                  |
| Investments in US Treasury Securities  |                           |     |     |      | 1,142,155,044.81                         | -----   | 162,309,129.86   | -----            | -----   | 1,304,464,174.67                |
|  | Subtotal                  |     | 010 | 8122 | 1,135,822,035.49                         | 280,205,661.17  | 0.00   | 132,495,541.57   | -----   | 1,283,532,155.09                |
| Claims Court Judges Retirement Fund, The Judiciary Fund Resources:                         |                           |     |     |      |  |   |  |                  |   |                                 |
| Undisbursed Funds  | No Year                   |     | 010 | 8124 | 21,109.41                                | 4,954,511.59  | -11,846.38   | 4,551,402.46     | -----   | 412,372.16                      |
| Unrealized Discount on Investments   |                           |     |     |      | -217,382.54                              | -----   | -447,650.28  | -----            | -----   | -665,032.82                     |
| Investments in US Treasury Securities  |                           |     |     |      | 40,779,913.90                            | -----   | 459,496.66   | -----            | -----   | 41,239,410.56                   |
|  | Subtotal                  |     | 010 | 8124 | 40,583,640.77                            | 4,954,511.59  | 0.00   | 4,551,402.46     | -----   | 40,986,749.90                   |
| Total, Judicial Retirement Funds   |                           |     |     |      | 1,785,132,385.52                         | 602,997,020.31  | 0.00   | 424,167,903.75   | -----   | 1,963,961,502.08                |
| <b>United States Sentencing Commission</b>   |                           |     |     |      |  |   |  |                  |   |                                 |
| <b>General Fund Accounts</b>   |                           |     |     |      |  |   |  |                  |   |                                 |
| Salaries and Expenses, United States Sentencing Commission, The Judiciary Fund Resources:  |                           |     |     |      |  |   |  |                  |   |                                 |
| Undisbursed Funds  | 2023                      |     | 010 | 0938 | -----                                    | 21,641,000.00   | -----  | 18,394,159.62    | -----   | 3,246,840.38                    |
|  | 2022                      |     |     |      | 3,353,085.64                             | -----   | -----  | 2,931,234.23     | -----   | 421,851.41                      |

Footnotes at End of Chapter

Appropriations, Outlays, and Balances - Continued

| Appropriation or Fund Account<br><br>Title | Account Symbol            |     |     |      | Balances,<br>Beginning of<br>Fiscal Year | Appropriations<br>and Other<br>Obligational<br>Authority <sup>1</sup> | Transfers<br>Borrowings<br>and<br>Investment<br>(Net) <sup>2</sup> | Outlays<br>(Net)  | Balances<br>Withdrawn<br>and Other<br>Transactions <sup>3</sup> | Balances, End<br>of Fiscal Year |
|--|---------------------------|-----|-----|------|--|---|--|-------------------|---|---------------------------------|
|  | Period of<br>Availability | ATA | AID | MAIN |  |   |  |                   |   |                                 |
|  | 2021                      |     |     |      | 594,296.56                               | -----   | -----  | 233,511.13        | -----   | 360,785.43                      |
|  | 2020                      |     |     |      | 223,722.01                               | -----   | -----  | 97.65             | -----   | 223,624.36                      |
|  | 2019                      |     |     |      | 255,014.30                               | -----   | -----  | 10,410.10         | -----   | 244,604.20                      |
|  | 2018                      |     |     |      | 238,687.98                               | -----   | -----  | 13,703.00         | 224,984.98  | -----                           |
|  | No Year                   |     |     |      | 835.55                                   | -----   | -----  | -----             | -----   | 835.55                          |
|  | Subtotal                  |     | 010 | 0938 | 000                                      | 4,665,642.04  | 21,641,000.00  | 21,583,115.73     | 224,984.98  | 4,498,541.33                    |
| Total, United States Sentencing Commission |                           |     |     |      |  | 4,665,642.04  | 21,641,000.00  | 21,583,115.73     | 224,984.98  | 4,498,541.33                    |
| <b>Deductions for Offsetting Receipts</b>  |                           |     |     |      |  |   |  |                   |   |                                 |
| Proprietary Receipts from the Public       |                           |     |     |      | -----                                    | -149,568,996.19   | -----  | -149,568,996.19   | -----   | -----                           |
| Intrabudgetary Receipts Deducted by Agency |                           |     |     |      | -----                                    | -939,055,513.67   | -----  | -939,055,513.67   | -----   | -----                           |
| Total, Offsetting Receipts                 |                           |     |     |      | -----                                    | -1,088,624,509.86   | -----  | -1,088,624,509.86 | -----   | -----                           |
| Total, Judicial Branch                     |                           |     |     |      |  | 4,037,907,542.29  | 9,578,556,553.10   | 0.00              | 8,995,470,181.96  | 9,102,717.43                    |
|  |                           |     |     |      |  |   |  |                   |   | 4,611,891,196.00                |

Footnotes at End of Chapter

## Appropriations, Outlays, and Balances - Continued

---

### Footnotes

---

- 1 The amounts in this column, unless otherwise footnoted, represent appropriations, increases and rescissions in borrowing authority or new contract authority. Appropriation accounts with appropriation transfer activity are presented in Table 1 (Appropriations and Appropriation Transfers) at the end of this chapter.
- 2 The amounts in this column, unless otherwise footnoted, represent transfers - other than appropriation transfers, borrowings (gross), investments (net), unrealized discounts or funds held outside the Treasury.
- 3 The amounts in this column, unless otherwise footnoted, represent obligated balances canceled for fiscal year 2018 pursuant to 31 U.S.C. 1553 and adjustments to borrowing and contract authority.
- 4 The opening balance(s) of the following account(s) have been adjusted during the current fiscal year and do not agree with last year's closing balance(s):

| <u>Account Symbol: (ATA, AID, POA, MAIN, SUB)</u> | <u>Adjustment</u> |
|---|-------------------|
| 010 2022 0400 000 - Undi sbursed Funds            | \$122.78          |
| 010 2022 0920 000 - Undi sbursed Funds            | -\$14,694.00      |

Note: Pursuant to 31 U.S.C. 3513, only executive agencies are required to report their financial condition.

**Footnotes**

**Table 1 - Appropriations and Appropriation Transfers - Judicial Branch**

| AID          | ATA | Period of Availability | MAIN | Net Appropriations and Appropriation Transfers | Appropriation Amount    | Net Appropriation Transfers | AID Involved | ATA Involved | Period of Availability Involved | MAIN Involved | Amount From or To (-) |
|--------------|-----|------------------------|------|--|-------------------------|-----------------------------|--------------|--------------|---------------------------------|---------------|-----------------------|
| 010          | 001 | X                      | 0103 | 6,800,000.00                                   | 0.00                    | 6,800,000.00                | 010          |              | X                               | 0103          | 6,800,000.00          |
| 010          |     | X                      | 0103 | 22,446,000.00                                  | 29,246,000.00           | -6,800,000.00               | 010          | 001          | X                               | 0103          | -6,800,000.00         |
| 010          |     | X                      | 0920 | 21,042,340.00                                  | 0.00                    | 21,042,340.00               | 010          |              | 23                              | 0920          | 21,042,340.00         |
| 010          |     | 23                     | 0920 | 6,364,053,857.28                               | 6,385,096,197.28        | -21,042,340.00              | 010          |              | X                               | 0920          | -21,042,340.00        |
| 010          |     | X                      | 0930 | 114,570,038.00                                 | 112,500,000.00          | 2,070,038.00                | 010          |              | 23                              | 0930          | 2,070,038.00          |
| 010          |     | 23                     | 0930 | 106,145,962.00                                 | 750,163,000.00          | -644,017,038.00             | 010          |              | X                               | 0930          | -2,070,038.00         |
| 010          | 015 | 23                     | 0930 | 641,947,000.00                                 | 0.00                    | 641,947,000.00              | 010          | 015          | 23                              | 0930          | -641,947,000.00       |
| 010          |     |                        |      |  |                         |                             | 010          |              | 23                              | 0930          | 641,947,000.00        |
| <b>Total</b> |     |                        |      | <b>7,277,005,197.28</b>                        | <b>7,277,005,197.28</b> | <b>-----</b>                |              |              |                                 |               | <b>-----</b>          |



**This Page Left Blank Intentionally**

---

Appropriations, Outlays, and Balances - Continued

| Appropriation or Fund Account<br><br>Title   | Account Symbol            |     |     |             | Balances,<br>Beginning of<br>Fiscal Year | Appropriations<br>and Other<br>Obligational<br>Authority <sup>1</sup> | Transfers<br>Borrowings<br>and<br>Investment<br>(Net) <sup>2</sup> | Outlays<br>(Net) | Balances<br>Withdrawn<br>and Other<br>Transactions <sup>3</sup> | Balances, End<br>of Fiscal Year |                   |
|--|---------------------------|-----|-----|-------------|--|---|--|------------------|---|---------------------------------|-------------------|
|  | Period of<br>Availability | ATA | AID | MAIN<br>SUB |  |   |  |                  |   |                                 |                   |
| <p><b>Department of Agriculture</b><br/> <b>Office of the Secretary</b><br/> <b>General Fund Accounts</b></p>  |                           |     |     |             |  |   |  |                  |   |                                 |                   |
| <p>Processing, Research and Marketing, Office of the Secretary,<br/> Agriculture<br/> Fund Resources:</p>  |                           |     |     |             |  |   |  |                  |   |                                 |                   |
| Undisbursed Funds  | 2022-2031                 |     | 012 | 0115        | 000                                      | 2,558,995,466.44  | -----  | -----            | 69,973,766.95   | -----                           | 2,489,021,699.49  |
|  | 2022-2028                 |     |     |             |  | 100,000,000.00  | -----  | -----            | 1,116,933.52  | -----                           | 98,883,066.48     |
|  | 2023-2027                 |     |     |             |  | -----   | 4,100,000.00   | -----            | 41,186.21   | -----                           | 4,058,813.79      |
|  | 2022-2024                 |     |     |             |  | 2,433,075,244.33  | -----  | -----            | 516,708,548.79  | -----                           | 1,916,366,695.54  |
|  | 2021-2024                 |     |     |             |  | 4,661,448.58  | 39,921,329.42  | -----            | 39,375,213.10   | -----                           | 5,207,564.90      |
|  | 2023                      |     |     |             |  | -----   | 90,567,000.00  | -----            | 51,463,227.53   | <sup>5</sup> 1,425,000.00       | 37,678,772.47     |
|  | 2022                      |     |     |             |  | 30,782,463.37   | -----  | -----            | 12,078,316.54   | -----                           | 18,704,146.83     |
|  | 2020-2022                 |     |     |             |  | 178,311,410.16  | -----  | -----            | -76,243,017.27  | -----                           | 254,554,427.43    |
|  | 2021                      |     |     |             |  | 18,719,315.32   | -----  | -----            | 3,652,296.70  | -----                           | 15,067,018.62     |
|  | 2019-2021                 |     |     |             |  | 185,032,434.87  | -----  | -----            | 174,542.71  | -----                           | 184,857,892.16    |
|  | 2020                      |     |     |             |  | 421,291,071.52  | -----  | -----            | 5,105,533.43  | -----                           | 416,185,538.09    |
|  | 2018-2020                 |     |     |             |  | 164,292,787.24  | -----  | -----            | 501,148.69  | -----                           | 163,791,638.55    |
|  | 2019                      |     |     |             |  | 4,893,342.66  | -----  | -----            | 2,152,139.78  | -----                           | 2,741,202.88      |
|  | 2018                      |     |     |             |  | 1,120,045.81  | -----  | -1,266,418.07    | -1,161,959.79   | 1,015,587.53                    | -----             |
|  | No Year                   |     |     |             |  | 5,374,570,396.68  | 5,863,402,813.86   | -----            | 1,247,857,460.95  | <sup>6</sup> 139,065,998.60     | 9,851,049,750.99  |
|  | Subtotal                  |     | 012 | 0115        | 000                                      | 11,475,745,426.98   | 5,997,991,143.28   | -1,266,418.07    | 1,872,795,337.84  | 141,506,586.13                  | 15,458,168,228.22 |
| <p>Office of the Under Secretary for Research, Education and Economics,<br/> Agriculture<br/> Fund Resources:</p>  |                           |     |     |             |  |   |  |                  |   |                                 |                   |
| Undisbursed Funds  | 2023                      |     | 012 | 0124        | 000                                      | -----   | 2,784,000.00   | -----            | 1,590,622.84  | -----                           | 1,193,377.16      |
|  | 2022                      |     |     |             |  | 2,395,409.40  | -----  | -----            | 259,939.43  | -----                           | 2,135,469.97      |
|  | 2021                      |     |     |             |  | 792,332.82  | -----  | -----            | 2,671.61  | -----                           | 789,661.21        |
|  | 2020                      |     |     |             |  | -146,972.40   | -----  | -----            | -402,204.75   | -----                           | 255,232.35        |
|  | 2019                      |     |     |             |  | -148,952.78   | -----  | -----            | -192,267.89   | -----                           | 43,315.11         |
|  | 2018                      |     |     |             |  | 156,745.59  | -----  | -152,296.44      | -722.35   | 5,171.50                        | -----             |
|  | Subtotal                  |     | 012 | 0124        | 000                                      | 3,048,562.63  | 2,784,000.00   | -152,296.44      | 1,258,038.89  | 5,171.50                        | 4,417,055.80      |
| <p>Office of the Under Secretary for Marketing and Regulatory Programs,<br/> Cooperative State Research, Education, and Extension Service,<br/> Agriculture<br/> Fund Resources:</p> |                           |     |     |             |  |   |  |                  |   |                                 |                   |
| Undisbursed Funds  | 2023                      |     | 012 | 0125        | 000                                      | -----   | 1,617,000.00   | -----            | 1,053,137.25  | -----                           | 563,862.75        |
|  | 2022                      |     |     |             |  | 753,005.49  | -----  | -----            | 494,984.42  | -----                           | 258,021.07        |
|  | 2021                      |     |     |             |  | 250,945.49  | -----  | -----            | 206,073.74  | -----                           | 44,871.75         |
|  | 2020                      |     |     |             |  | 104,816.97  | -----  | -----            | 5.33  | -----                           | 104,811.64        |
|  | 2019                      |     |     |             |  | 104,288.96  | -----  | -----            | -16.21  | -----                           | 104,305.17        |

Footnotes at End of Chapter

## Appropriations, Outlays, and Balances - Continued

| Appropriation or Fund Account<br><br>Title  | Account Symbol            |     |     |      | Balances,<br>Beginning of<br>Fiscal Year | Appropriations<br>and Other<br>Obligational<br>Authority <sup>1</sup> | Transfers<br>Borrowings<br>and<br>Investment<br>(Net) <sup>2</sup> | Outlays<br>(Net) | Balances<br>Withdrawn<br>and Other<br>Transactions <sup>3</sup> | Balances, End<br>of Fiscal Year |
|---|---------------------------|-----|-----|------|--|---|--|------------------|---|---------------------------------|
|   | Period of<br>Availability | ATA | AID | MAIN |  |   |  |                  |   |                                 |
|   | 2018                      |     |     |      | 102,363.74                               | -----   | -97,127.84   | 64.23            | 5,171.67  | -----                           |
|   | Subtotal                  |     | 012 | 0125 | 000                                      | 1,617,000.00  | -97,127.84   | 1,754,248.76     | 5,171.67  | 1,075,872.38                    |
| Office of the Under Secretary for Farm and Foreign Agricultural Services, Agriculture Fund Resources: |                           |     |     |      |  |   |  |                  |   |                                 |
| Undisbursed Funds   | 2023                      |     | 012 | 0126 | 000                                      | 1,727,000.00  | -----  | 1,286,745.51     | -----   | 440,254.49                      |
|   | 2022                      |     |     |      | 568,450.76                               | -----   | -----  | 224,730.98       | -----   | 343,719.78                      |
|   | 2021                      |     |     |      | 272,039.63                               | -----   | -----  | 216,404.31       | -----   | 55,635.32                       |
|   | 2020                      |     |     |      | 21,654.52                                | -----   | -----  | 3.50             | -----   | 21,651.02                       |
|   | 2019                      |     |     |      | 98,248.48                                | -----   | -----  | -10.67           | -----   | 98,259.15                       |
|   | 2018                      |     |     |      | 89,495.47                                | -----   | -84,259.52   | 64.23            | 5,171.72  | -----                           |
|   | Subtotal                  |     | 012 | 0126 | 000                                      | 1,049,888.86  | -84,259.52   | 1,727,937.86     | 5,171.72  | 959,519.76                      |
| Office of the Under Secretary for Rural Development, Agriculture Fund Resources:                      |                           |     |     |      |  |   |  |                  |   |                                 |
| Undisbursed Funds   | 2023                      |     | 012 | 0127 | 000                                      | 1,620,000.00  | -----  | 993,813.32       | -----   | 626,186.68                      |
|   | 2022                      |     |     |      | 856,801.44                               | -----   | -----  | 60,464.05        | -----   | 796,337.39                      |
|   | 2021                      |     |     |      | 93,534.95                                | -----   | -----  | 11,631.87        | -----   | 81,903.08                       |
|   | 2020                      |     |     |      | 178,822.16                               | -----   | -----  | 5.33             | -----   | 178,816.83                      |
|   | Subtotal                  |     | 012 | 0127 | 000                                      | 1,129,158.55  | 1,620,000.00   | 1,065,914.57     | -----   | 1,683,243.98                    |
| Office of the Assistant Secretary for Natural Resources and Environment, Agriculture Fund Resources:  |                           |     |     |      |  |   |  |                  |   |                                 |
| Undisbursed Funds   | 2023                      |     | 012 | 0128 | 000                                      | 1,000,000.00  | -----  | 728,168.46       | -----   | 271,831.54                      |
|   | 2022                      |     |     |      | 283,686.14                               | -----   | -----  | 76,554.29        | -----   | 207,131.85                      |
|   | 2021                      |     |     |      | 292,873.14                               | -----   | -----  | 226,749.97       | -----   | 66,123.17                       |
|   | 2020                      |     |     |      | 53,744.46                                | -----   | -----  | 1.83             | -----   | 53,742.63                       |
|   | 2019                      |     |     |      | 95,659.82                                | -----   | -----  | -5.55            | -----   | 95,665.37                       |
|   | 2018                      |     |     |      | 83,195.88                                | -----   | -77,959.92   | 64.23            | 5,171.73  | -----                           |
|   | Subtotal                  |     | 012 | 0128 | 000                                      | 809,159.44  | 1,000,000.00   | -77,959.92       | 1,031,533.23  | 694,494.56                      |
| Office of the Under Secretary for Food, Nutrition and Consumer Services, Agriculture Fund Resources:  |                           |     |     |      |  |   |  |                  |   |                                 |
| Undisbursed Funds   | 2023                      |     | 012 | 0129 | 000                                      | 1,251,000.00  | -----  | 857,701.96       | -----   | 393,298.04                      |
|   | 2022                      |     |     |      | 404,361.44                               | -----   | -----  | 322,211.18       | -----   | 82,150.26                       |
|   | 2021                      |     |     |      | 68,786.30                                | -----   | -----  | 13,148.03        | -----   | 55,638.27                       |
|   | 2020                      |     |     |      | 150,460.26                               | -----   | -----  | 5.33             | -----   | 150,454.93                      |
|   | 2019                      |     |     |      | 92,850.06                                | -----   | -----  | -16.21           | -----   | 92,866.27                       |
|   | 2018                      |     |     |      | 148,026.66                               | -----   | -142,790.68  | 64.23            | 5,171.75  | -----                           |
|   | Subtotal                  |     | 012 | 0129 | 000                                      | 864,484.72  | 1,251,000.00   | -142,790.68      | 1,193,114.52  | 774,407.77                      |

Footnotes at End of Chapter

Appropriations, Outlays, and Balances - Continued

| Appropriation or Fund Account<br><br>Title  | Account Symbol            |     |     |      | Balances,<br>Beginning of<br>Fiscal Year | Appropriations<br>and Other<br>Obligational<br>Authority <sup>1</sup> | Transfers<br>Borrowings<br>and<br>Investment<br>(Net) <sup>2</sup> | Outlays<br>(Net) | Balances<br>Withdrawn<br>and Other<br>Transactions <sup>3</sup> | Balances, End<br>of Fiscal Year |
|---|---------------------------|-----|-----|------|--|---|--|------------------|---|---------------------------------|
|   | Period of<br>Availability | ATA | AID | MAIN |  |   |  |                  |   |                                 |
| Office of the Assistant Secretary for Civil Rights, Agriculture<br>Fund Resources:<br>Undisbursed Funds   | 2023                      |     | 012 | 0130 | 000                                      | -----<br>1,466,000.00   | -----<br>-----   | 980,379.48       | -----<br>-----  | 485,620.52                      |
|   | 2022                      |     |     |      |  | 762,458.58  | -----  | 49,162.63        | -----   | 713,295.95                      |
|   | 2021                      |     |     |      |  | 203,295.74  | -----  | 12,536.87        | -----   | 190,758.87                      |
|   | 2020                      |     |     |      |  | 266,317.72  | -----  | 3.72             | -----   | 266,314.00                      |
|   | 2019                      |     |     |      |  | 115,348.59  | -----  | -11.04           | -----   | 115,359.63                      |
|   | 2018                      |     |     |      |  | 128,126.60  | -----<br>-123,028.61   | 64.89            | 5,033.10  | -----                           |
|   | Subtotal                  |     | 012 | 0130 | 000                                      | 1,475,547.23  | 1,466,000.00<br>-123,028.61  | 1,042,136.55     | 5,033.10  | 1,771,348.97                    |
| Office of the Under Secretary for Trade and Foreign Agricultural<br>Affairs, Office of the Secretary, Agriculture<br>Fund Resources:<br>Undisbursed Funds     | 2023                      |     | 012 | 0176 | 000                                      | -----<br>932,000.00   | -----<br>-----   | 630,323.32       | -----<br>-----  | 301,676.68                      |
|   | 2022                      |     |     |      |  | 379,122.79  | -----  | 116,881.74       | -----   | 262,241.05                      |
|   | 2021                      |     |     |      |  | 116,604.26  | -----  | 14,668.65        | -----   | 101,935.61                      |
|   | 2020                      |     |     |      |  | 83,807.84   | -----  | 5.33             | -----   | 83,802.51                       |
|   | 2019                      |     |     |      |  | 74,795.09   | -----  | -16.21           | -----   | 74,811.30                       |
|   | 2018                      |     |     |      |  | 90,008.52   | -----<br>-85,008.52  | -----            | 5,000.00  | -----                           |
|   | Subtotal                  |     | 012 | 0176 | 000                                      | 744,338.50  | 932,000.00<br>-85,008.52   | 761,862.83       | 5,000.00  | 824,467.15                      |
| Office of Codex Alimentarius, Office of the Secretary, Agriculture<br>Fund Resources:<br>Undisbursed Funds  | 2023                      |     | 012 | 0177 | 000                                      | -----<br>4,922,000.00   | -----<br>-----   | 1,912,616.84     | -----<br>-----  | 3,009,383.16                    |
|   | 2022                      |     |     |      |  | 2,867,363.34  | -----  | 2,500,437.24     | -----   | 366,926.10                      |
|   | 2021                      |     |     |      |  | 1,578,416.62  | -----  | 909,135.48       | -----   | 669,281.14                      |
|   | 2020                      |     |     |      |  | 1,089,403.57  | -----  | 169,814.82       | -----   | 919,588.75                      |
|   | 2019                      |     |     |      |  | 522,001.66  | -----  | -43.08           | -----   | 522,044.74                      |
|   | 2018                      |     |     |      |  | 686,140.18  | -----<br>-681,140.18   | -----            | 5,000.00  | -----                           |
|   | Subtotal                  |     | 012 | 0177 | 000                                      | 6,743,325.37  | 4,922,000.00<br>-681,140.18  | 5,491,961.30     | 5,000.00  | 5,487,223.89                    |
| Food Supply Chain and Agriculture Pandemic Response Program Account,<br>Rural Development Administration, Agriculture<br>Fund Resources:<br>Undisbursed Funds | No Year                   |     | 012 | 0408 | 000                                      | 2,575,327,296.68  | -329,556,396.72  | 216,067,119.30   | -----   | 2,029,703,780.66                |
| Outreach for Socially Disadvantaged Farmers, Office of the Secretary,<br>Agriculture<br>Fund Resources:<br>Undisbursed Funds                                  | No Year                   |     | 012 | 0601 | 000                                      | 1,418,649.07  | -----  | -----            | -----   | 1,418,649.07                    |
| Office of the Under Secretary for Food Safety, Agriculture<br>Fund Resources:<br>Undisbursed Funds  | 2023                      |     | 012 | 3701 | 000                                      | -----<br>1,117,000.00   | -----<br>-----   | 794,809.06       | -----<br>-----  | 322,190.94                      |
|   | 2022                      |     |     |      |  | 290,604.46  | -----  | 62,390.64        | -----   | 228,213.82                      |
|   | 2021                      |     |     |      |  | 150,906.06  | -----  | 12,525.42        | -----   | 138,380.64                      |
|   | 2020                      |     |     |      |  | 167,533.05  | -----  | 3.50             | -----   | 167,529.55                      |

Footnotes at End of Chapter

## Appropriations, Outlays, and Balances - Continued

| Appropriation or Fund Account<br><br>Title                                     | Account Symbol            |     |     |      | Balances,<br>Beginning of<br>Fiscal Year | Appropriations<br>and Other<br>Obligational<br>Authority <sup>1</sup> | Transfers<br>Borrowings<br>and<br>Investment<br>(Net) <sup>2</sup> | Outlays<br>(Net) | Balances<br>Withdrawn<br>and Other<br>Transactions <sup>3</sup> | Balances, End<br>of Fiscal Year |
|--|---------------------------|-----|-----|------|--|---|--|------------------|---|---------------------------------|
|  | Period of<br>Availability | ATA | AID | MAIN |  |   |  |                  |   |                                 |
|  | 2019                      |     |     |      | 115,235.16                               | -----   | -----  | -10.67           | -----   | 115,245.83                      |
|  | 2018                      |     |     |      | 90,631.31                                | -----   | -85,395.36   | 64.23            | 5,171.72  | -----                           |
|  | Subtotal                  |     | 012 | 3701 | 814,910.04                               | 1,117,000.00  | -85,395.36   | 869,782.18       | 5,171.72  | 971,560.78                      |
| <b>Trust Fund Accounts</b>   |                           |     |     |      |  |   |  |                  |   |                                 |
| Gifts and Bequests, Agriculture  |                           |     |     |      |  |   |  |                  |   |                                 |
| Fund Resources:  |                           |     |     |      |  |   |  |                  |   |                                 |
| Undisbursed Funds  |                           |     |     |      |  |   |  |                  |   |                                 |
|  | No Year                   |     | 012 | 8203 | 5,229,381.54                             | 723,466.20  | -----  | 951,244.92       | -----   | 5,001,602.82                    |
| Total, Office of the Secretary   |                           |     |     |      | 14,075,715,550.26                        | 5,687,594,212.76  | -2,795,425.14  | 2,106,010,232.75 | 141,552,649.32  | 17,512,951,455.81               |
| <b>Executive Operations</b>  |                           |     |     |      |  |   |  |                  |   |                                 |
| <b>General Fund Accounts</b>   |                           |     |     |      |  |   |  |                  |   |                                 |
| Expenses, Common Computing Environment, Agriculture                            |                           |     |     |      |  |   |  |                  |   |                                 |
| Fund Resources:  |                           |     |     |      |  |   |  |                  |   |                                 |
| Undisbursed Funds  |                           |     |     |      |  |   |  |                  |   |                                 |
|  | No Year                   |     | 012 | 0113 | 276,641.34                               | -----   | -----  | -----            | -----   | 276,641.34                      |
| Office of the Chief Economist, Executive Operations, Agriculture               |                           |     |     |      |  |   |  |                  |   |                                 |
| Fund Resources:  |                           |     |     |      |  |   |  |                  |   |                                 |
| Undisbursed Funds  |                           |     |     |      |  |   |  |                  |   |                                 |
|  | 2023                      |     | 012 | 0123 | -----                                    | 27,881,000.00   | -----  | 14,853,613.03    | -----   | 13,027,386.97                   |
|  | 2022                      |     |     |      | 13,400,892.03                            | -----   | -----  | 6,301,199.22     | -----   | 7,099,692.81                    |
|  | 2021                      |     |     |      | 7,866,893.28                             | -----   | -----  | 5,289,597.97     | -----   | 2,577,295.31                    |
|  | 2020                      |     |     |      | 2,297,022.56                             | -----   | -----  | 197,644.99       | -----   | 2,099,377.57                    |
|  | 2019                      |     |     |      | 601,962.98                               | -----   | -----  | 2,686.34         | -----   | 599,276.64                      |
|  | 2018                      |     |     |      | 398,280.08                               | -----   | -367,853.11  | 481.16           | 29,945.81   | -----                           |
|  | 2017-2018                 |     |     |      | 163,927.81                               | -----   | -148,927.81  | -----            | 15,000.00   | -----                           |
|  | No Year                   |     |     |      | 367,271.34                               | -----   | -----  | 213,690.40       | -----   | 153,580.94                      |
|  | Subtotal                  |     | 012 | 0123 | 25,096,250.08                            | 27,881,000.00   | -516,780.92  | 26,858,913.11    | 44,945.81   | 25,556,610.24                   |
| Nonrecurring Expenses Fund, Office of the Chief Financial Officer, Agriculture |                           |     |     |      |  |   |  |                  |   |                                 |
| Fund Resources:  |                           |     |     |      |  |   |  |                  |   |                                 |
| Undisbursed Funds  |                           |     |     |      |  |   |  |                  |   |                                 |
|  | No Year                   |     | 012 | 0133 | <sup>7</sup> 212,642,531.05              | -----   | 43,043,401.87  | 7,185,056.74     | <sup>5</sup> 150,000,000.00                                     | 98,500,876.18                   |
| Office of Safety, Security, and Protection, Executive Operations, Agriculture  |                           |     |     |      |  |   |  |                  |   |                                 |
| Fund Resources:  |                           |     |     |      |  |   |  |                  |   |                                 |
| Undisbursed Funds  |                           |     |     |      |  |   |  |                  |   |                                 |
|  | 2023                      |     | 012 | 0470 | -----                                    | 21,800,000.00   | -----  | 11,086,654.92    | -----   | 10,713,345.08                   |
|  | 2022                      |     |     |      | 12,995,481.70                            | -----   | -----  | 7,390,321.04     | -----   | 5,605,160.66                    |
|  | 2021                      |     |     |      | 3,853,199.30                             | -----   | -----  | 3,249,057.81     | -----   | 604,141.49                      |
|  | Subtotal                  |     | 012 | 0470 | 16,848,681.00                            | 21,800,000.00   | -----  | 21,726,033.77    | -----   | 16,922,647.23                   |
| Office of Budget and Program Analysis, Executive Operations, Agriculture       |                           |     |     |      |  |   |  |                  |   |                                 |
| Fund Resources:  |                           |     |     |      |  |   |  |                  |   |                                 |
| Undisbursed Funds  |                           |     |     |      |  |   |  |                  |   |                                 |
|  | 2023                      |     | 012 | 0503 | -----                                    | 14,967,000.00   | -----  | 11,451,170.43    | -----   | 3,515,829.57                    |
|  | 2022                      |     |     |      | 2,414,180.92                             | -----   | -----  | 2,113,987.62     | -----   | 300,193.30                      |
|  | 2021                      |     |     |      | 165,937.52                               | -----   | -----  | 42,858.60        | -----   | 123,078.92                      |

Footnotes at End of Chapter

Appropriations, Outlays, and Balances - Continued

| Appropriation or Fund Account<br><br>Title  | Account Symbol            |     |     |             | Balances,<br>Beginning of<br>Fiscal Year | Appropriations<br>and Other<br>Obligational<br>Authority <sup>1</sup> | Transfers<br>Borrowings<br>and<br>Investment<br>(Net) <sup>2</sup> | Outlays<br>(Net) | Balances<br>Withdrawn<br>and Other<br>Transactions <sup>3</sup> | Balances, End<br>of Fiscal Year |
|---|---------------------------|-----|-----|-------------|--|---|--|------------------|---|---------------------------------|
|   | Period of<br>Availability | ATA | AID | MAIN<br>SUB |  |   |  |                  |   |                                 |
|   | 2020                      |     |     |             | 130,246.78                               | -----   | -----  | 54.16            | -----   | 130,192.62                      |
|   | 2019                      |     |     |             | 146,136.18                               | -----   | -----  | -157.43          | -----   | 146,293.61                      |
|   | 2018                      |     |     |             | 15,336.54                                | -----   | -13,500.00   | 384.17           | 1,452.37  | -----                           |
|   | Subtotal                  |     | 012 | 0503<br>000 | 2,871,837.94                             | 14,967,000.00   | -13,500.00   | 13,608,297.55    | 1,452.37  | 4,215,588.02                    |
| Office of Hearings and Appeals Division, Executive Operations,<br>Agriculture<br>Fund Resources:<br>Undisbursed Funds | 2023                      |     | 012 | 0706<br>000 | -----                                    | 16,503,000.00   | -----  | 14,685,033.76    | -----   | 1,817,966.24                    |
|   | 2022                      |     |     |             | 2,164,792.01                             | -----   | -----  | 1,528,346.43     | -----   | 636,445.58                      |
|   | 2021                      |     |     |             | 449,368.40                               | -----   | -----  | 48,796.77        | -----   | 400,571.63                      |
|   | 2020                      |     |     |             | 965,739.98                               | -----   | -----  | 6.39             | -----   | 965,733.59                      |
|   | 2019                      |     |     |             | 580,576.00                               | -----   | -----  | 65.18            | -----   | 580,510.82                      |
|   | 2018                      |     |     |             | 592,024.88                               | -----   | -500,000.00  | 930.29           | 91,094.59   | -----                           |
|   | Subtotal                  |     | 012 | 0706<br>000 | 4,752,501.27                             | 16,503,000.00   | -500,000.00  | 16,263,178.82    | 91,094.59   | 4,401,227.86                    |
| <b>Intragovernmental Funds</b>  |                           |     |     |             |  |   |  |                  |   |                                 |
| Working Capital Fund, Agriculture<br>Fund Resources:<br>Undisbursed Funds   | No Year                   |     | 012 | 4609<br>000 | 715,835,036.08                           | 28,245,871.00   | 40,425,000.00  | -1,321,260.58    | -----   | 785,827,167.66                  |
| Total, Executive Operations   |                           |     |     |             | 978,323,478.76                           | 109,396,871.00  | 82,438,120.95  | 84,320,219.41    | 150,137,492.77  | 935,700,758.53                  |
| <b>Office of Civil Rights</b><br><b>General Fund Accounts</b>   |                           |     |     |             |  |   |  |                  |   |                                 |
| Office of Civil Rights, Agriculture<br>Fund Resources:<br>Undisbursed Funds   | 2023                      |     | 012 | 3800<br>000 | -----                                    | 37,595,000.00   | -----  | 24,630,375.94    | -----   | 12,964,624.06                   |
|   | 2022                      |     |     |             | 13,556,296.59                            | -----   | -----  | 7,901,255.72     | -----   | 5,655,040.87                    |
|   | 2021                      |     |     |             | 1,127,882.65                             | -----   | -----  | 344,641.31       | -----   | 783,241.34                      |
|   | 2020                      |     |     |             | 1,571,080.60                             | -----   | -----  | 58,775.68        | -----   | 1,512,304.92                    |
|   | 2019                      |     |     |             | 287,062.68                               | -----   | -----  | 12.69            | -----   | 287,049.99                      |
|   | 2018                      |     |     |             | 610,502.51                               | -----   | -607,096.49  | 1,491.71         | 1,914.31  | -----                           |
|   | Subtotal                  |     | 012 | 3800<br>000 | 17,152,825.03                            | 37,595,000.00   | -607,096.49  | 32,936,553.05    | 1,914.31  | 21,202,261.18                   |
| Total, Office of Civil Rights   |                           |     |     |             | 17,152,825.03                            | 37,595,000.00   | -607,096.49  | 32,936,553.05    | 1,914.31  | 21,202,261.18                   |
| <b>Office of Inspector General</b><br><b>General Fund Accounts</b>  |                           |     |     |             |  |   |  |                  |   |                                 |
| Office of Inspector General, Agriculture<br>Fund Resources:<br>Undisbursed Funds                                      | 2023-2026                 |     | 012 | 0900<br>000 | -----                                    | 1,886,800.00  | -----  | -----            | -----   | 1,886,800.00                    |
|   | 2022-2025                 |     |     |             | 1,886,800.00                             | -----   | -----  | 788,922.60       | -----   | 1,097,877.40                    |
|   | 2023                      |     |     |             | -----                                    | 111,561,000.00  | -----  | 93,056,240.32    | -----   | 18,504,759.68                   |
|   | 2022                      |     |     |             | 23,050,689.22                            | -----   | -----  | 15,357,070.43    | -----   | 7,693,618.79                    |

Footnotes at End of Chapter

## Appropriations, Outlays, and Balances - Continued

| Appropriation or Fund Account<br><br>Title                    | Account Symbol            |     |     |      | Balances,<br>Beginning of<br>Fiscal Year | Appropriations<br>and Other<br>Obligational<br>Authority <sup>1</sup> | Transfers<br>Borrowings<br>and<br>Investment<br>(Net) <sup>2</sup> | Outlays<br>(Net) | Balances<br>Withdrawn<br>and Other<br>Transactions <sup>3</sup> | Balances, End<br>of Fiscal Year |
|---|---------------------------|-----|-----|------|--|---|--|------------------|---|---------------------------------|
|   | Period of<br>Availability | ATA | AID | MAIN |  |   |  |                  |   |                                 |
|   | 2021-2022                 |     |     |      | 4,423.12                                 | -----   | -----  | -----            | -----   | 4,423.12                        |
|   | 2021                      |     |     |      | 8,492,385.70                             | -----   | -----  | 1,556,108.55     | -----   | 6,936,277.15                    |
|   | 2020-2021                 |     |     |      | 14,403.48                                | -----   | -----  | -----            | -----   | 14,403.48                       |
|   | 2020                      |     |     |      | 6,094,079.32                             | -----   | -----  | 36,340.79        | -----   | 6,057,738.53                    |
|   | 2019                      |     |     |      | 3,807,000.67                             | -----   | -----  | -100,477.67      | -----   | 3,907,478.34                    |
|   | 2018                      |     |     |      | 3,586,926.43                             | -----   | -2,792,373.00  | -41,834.80       | 836,388.23  | -----                           |
|   | No Year                   |     |     |      | 6,504,804.68                             | 2,829,000.00  | -----  | 2,975,952.29     | -----   | 6,357,852.39                    |
|   | Subtotal                  |     | 012 | 0900 | 53,441,512.62                            | 116,276,800.00  | -2,792,373.00  | 113,628,322.51   | 836,388.23  | 52,461,228.88                   |
| <b>Special Fund Accounts</b>                                  |                           |     |     |      |  |   |  |                  |   |                                 |
| Inspector General Assets Forfeiture, Justice Fund Resources:  |                           |     |     |      |  |   |  |                  |   |                                 |
| Undisbursed Funds   | No Year                   |     | 012 | 5410 | 4,574,532.68                             | -----   | -----  | -104,818.51      | -----   | 4,679,351.19                    |
| Inspector General Assets Forfeiture, Treasury Fund Resources: |                           |     |     |      |  |   |  |                  |   |                                 |
| Undisbursed Funds   | No Year                   |     | 012 | 5411 | 4,365,292.16                             | -----   | -----  | -449,377.12      | -----   | 4,814,669.28                    |
| Total, Office of Inspector General                            |                           |     |     |      | 62,381,337.46                            | 116,276,800.00  | -2,792,373.00  | 113,074,126.88   | 836,388.23  | 61,955,249.35                   |
| <b>Office of the General Counsel</b>                          |                           |     |     |      |  |   |  |                  |   |                                 |
| <b>General Fund Accounts</b>                                  |                           |     |     |      |  |   |  |                  |   |                                 |
| Office of Ethics, Agriculture Fund Resources:                 |                           |     |     |      |  |   |  |                  |   |                                 |
| Undisbursed Funds   | 2023                      |     | 012 | 0136 | -----                                    | 5,436,000.00  | -----  | 3,886,058.40     | -----   | 1,549,941.60                    |
|   | 2022                      |     |     |      | 564,658.18                               | -----   | -----  | 411,597.27       | -----   | 153,060.91                      |
|   | 2021                      |     |     |      | 115,791.21                               | -----   | -----  | 9,338.25         | -----   | 106,452.96                      |
|   | 2020                      |     |     |      | 345,335.85                               | -----   | -----  | 29.63            | -----   | 345,306.22                      |
|   | 2019                      |     |     |      | 188,636.98                               | -----   | -----  | 5.72             | -----   | 188,631.26                      |
|   | 2018                      |     |     |      | 98,764.50                                | -----   | -----  | 437.04           | 98,327.46   | -----                           |
|   | Subtotal                  |     | 012 | 0136 | 1,313,186.72                             | 5,436,000.00  | -----  | 4,307,466.31     | 98,327.46   | 2,343,392.95                    |
| Office of the General Counsel, Agriculture Fund Resources:    |                           |     |     |      |  |   |  |                  |   |                                 |
| Undisbursed Funds   | 2023                      |     | 012 | 2300 | -----                                    | 60,137,000.00   | -----  | 47,014,646.83    | -----   | 13,122,353.17                   |
|   | 2022                      |     |     |      | 14,235,721.64                            | -----   | -----  | 12,486,302.21    | -----   | 1,749,419.43                    |
|   | 2021                      |     |     |      | 78,432.37                                | -----   | -----  | -58,961.11       | -----   | 137,393.48                      |
|   | 2020                      |     |     |      | 147,059.43                               | -----   | -----  | -28,341.92       | -----   | 175,401.35                      |
|   | 2019                      |     |     |      | 758,645.97                               | -----   | -----  | 16,954.50        | -----   | 741,691.47                      |
|   | 2018                      |     |     |      | 282,024.32                               | -----   | -98,753.22   | 5,506.81         | 177,764.29  | -----                           |
|   | Subtotal                  |     | 012 | 2300 | 15,501,883.73                            | 60,137,000.00   | -98,753.22   | 59,436,107.32    | 177,764.29  | 15,926,258.90                   |
| Total, Office of the General Counsel                          |                           |     |     |      | 16,815,070.45                            | 65,573,000.00   | -98,753.22   | 63,743,573.63    | 276,091.75  | 18,269,651.85                   |

Footnotes at End of Chapter

Appropriations, Outlays, and Balances - Continued

| Appropriation or Fund Account<br><br>Title   | Account Symbol            |     |     |      | Balances,<br>Beginning of<br>Fiscal Year | Appropriations<br>and Other<br>Obligational<br>Authority <sup>1</sup> | Transfers<br>Borrowings<br>and<br>Investment<br>(Net) <sup>2</sup> | Outlays<br>(Net) | Balances<br>Withdrawn<br>and Other<br>Transactions <sup>3</sup> | Balances, End<br>of Fiscal Year |               |
|--|---------------------------|-----|-----|------|--|---|--|------------------|---|---------------------------------|---------------|
|  | Period of<br>Availability | ATA | AID | MAIN |  |   |  |                  |   |                                 | SUB           |
| <b>Economic Research Service</b>   |                           |     |     |      |  |   |  |                  |   |                                 |               |
| <b>General Fund Accounts</b>   |                           |     |     |      |  |   |  |                  |   |                                 |               |
| Economic Research Service, Agriculture<br>Fund Resources:  |                           |     |     |      |  |   |  |                  |   |                                 |               |
| Undisbursed Funds  | 2023                      |     | 012 | 1701 | 000                                      | -----   | 92,612,000.00  | -----            | 80,326,611.13   | -----                           | 12,285,388.87 |
|  | 2022                      |     |     |      |  | 22,017,832.94   | -----  | -----            | 11,660,684.22   | -----                           | 10,357,148.72 |
|  | 2021                      |     |     |      |  | 16,489,437.78   | -----  | -----            | 7,773,996.48  | -----                           | 8,715,441.30  |
|  | 2020                      |     |     |      |  | 8,681,620.45  | -----  | -----            | 2,298,935.62  | -----                           | 6,382,684.83  |
|  | 2019                      |     |     |      |  | 4,836,351.58  | -----  | -----            | 1,714,699.06  | -----                           | 3,121,652.52  |
|  | 2018                      |     |     |      |  | 2,085,451.40  | -----  | -275,000.00      | 951,329.45  | 859,121.95                      | -----         |
|  | No Year                   |     |     |      |  | 500,000.00  | -----  | -----            | 500,000.00  | -----                           | -----         |
|  | Subtotal                  |     | 012 | 1701 | 000                                      | 54,610,694.15   | 92,612,000.00  | -275,000.00      | 105,226,255.96  | 859,121.95                      | 40,862,316.24 |
| <b>Trust Fund Accounts</b>   |                           |     |     |      |  |   |  |                  |   |                                 |               |
| Miscellaneous Contributed Funds, Economic Research Service,<br>Agriculture<br>Fund Resources:                |                           |     |     |      |  |   |  |                  |   |                                 |               |
| Undisbursed Funds  | No Year                   |     | 012 | 8227 | 000                                      | 1,080.46  | -----  | -----            | -----   | 1,080.46                        | -----         |
| Total, Economic Research Service   |                           |     |     |      |  | 54,611,774.61   | 92,612,000.00  | -275,000.00      | 105,226,255.96  | 860,202.41                      | 40,862,316.24 |
| <b>National Agricultural Statistics Service</b>  |                           |     |     |      |  |   |  |                  |   |                                 |               |
| <b>General Fund Accounts</b>   |                           |     |     |      |  |   |  |                  |   |                                 |               |
| National Agricultural Statistics Service, Agriculture<br>Fund Resources:                                     |                           |     |     |      |  |   |  |                  |   |                                 |               |
| Undisbursed Funds  | 2023                      |     | 012 | 1801 | 000                                      | -----   | 144,663,000.00   | -----            | 127,269,884.09  | -----                           | 17,393,115.91 |
|  | 2022                      |     |     |      |  | 15,371,792.64   | -----  | -----            | 15,012,840.81   | -----                           | 358,951.83    |
|  | 2021                      |     |     |      |  | 16,114.00   | -----  | -----            | 16,113.33   | -----                           | 0.67          |
|  | 2020                      |     |     |      |  | 98,244.90   | -----  | -----            | 98,201.31   | -----                           | 43.59         |
|  | 2019                      |     |     |      |  | 152,832.61  | -----  | -----            | 104,267.42  | -----                           | 48,565.19     |
|  | 2018                      |     |     |      |  | 51,429.96   | -----  | -----            | 50,429.96   | 1,000.00                        | -----         |
|  | No Year                   |     |     |      |  | 38,573,851.87   | 66,413,000.00  | -----            | 53,867,919.04   | -----                           | 51,118,932.83 |
|  | Subtotal                  |     | 012 | 1801 | 000                                      | 54,264,265.98   | 211,076,000.00   | -----            | 196,419,655.96  | 1,000.00                        | 68,919,610.02 |
| <b>Trust Fund Accounts</b>   |                           |     |     |      |  |   |  |                  |   |                                 |               |
| Miscellaneous Contributed Funds, National Agricultural Statistics<br>Service, Agriculture<br>Fund Resources: |                           |     |     |      |  |   |  |                  |   |                                 |               |
| Undisbursed Funds  | No Year                   |     | 012 | 8218 | 000                                      | -----   | 17,100.00  | -----            | 17,100.00   | -----                           | -----         |
| Total, National Agricultural Statistics Service  |                           |     |     |      |  | 54,264,265.98   | 211,093,100.00   | -----            | 196,436,755.96  | 1,000.00                        | 68,919,610.02 |
| <b>Agricultural Research Service</b>   |                           |     |     |      |  |   |  |                  |   |                                 |               |
| <b>General Fund Accounts</b>   |                           |     |     |      |  |   |  |                  |   |                                 |               |

Footnotes at End of Chapter



## Appropriations, Outlays, and Balances - Continued

| Appropriation or Fund Account<br><br>Title  | Account Symbol            |     |     |      | Balances,<br>Beginning of<br>Fiscal Year | Appropriations<br>and Other<br>Obligational<br>Authority <sup>1</sup> | Transfers<br>Borrowings<br>and<br>Investment<br>(Net) <sup>2</sup> | Outlays<br>(Net) | Balances<br>Withdrawn<br>and Other<br>Transactions <sup>3</sup> | Balances, End<br>of Fiscal Year |
|---|---------------------------|-----|-----|------|--|---|--|------------------|---|---------------------------------|
|   | Period of<br>Availability | ATA | AID | MAIN |  |   |  |                  |   |                                 |
| Salaries and Expenses, Agricultural Research Service, Agriculture<br>Fund Resources:                      |                           |     |     |      |  |   |  |                  |   |                                 |
| Undisbursed Funds   | 2023                      |     | 012 | 1400 | 000                                      | -----<br>1,744,779,000.00   | -----  | 1,045,396,509.31 | -----   | 699,382,490.69                  |
|   | 2022                      |     |     |      |  | 675,470,267.45  | -----  | 416,971,717.85   | -----   | 258,498,549.60                  |
|   | 2021                      |     |     |      |  | 222,510,136.81  | -----  | 128,946,680.65   | -----   | 93,563,456.16                   |
|   | 2020                      |     |     |      |  | 94,161,661.40   | -----  | 51,316,375.40    | -----   | 42,845,286.00                   |
|   | 2019                      |     |     |      |  | 37,730,698.59   | -----  | 18,566,290.75    | -----   | 19,164,407.84                   |
|   | 2018                      |     |     |      |  | 9,950,165.43  | -2,500,000.00  | 4,991,007.84     | 2,459,157.59  | -----                           |
|   | No Year                   |     |     |      |  | 4,311,894.07  | -----  | -4,151,539.92    | -----   | 8,463,433.99                    |
|   | Subtotal                  |     | 012 | 1400 | 000                                      | 1,044,134,823.75  | -2,500,000.00  | 1,662,037,041.88 | 2,459,157.59  | 1,121,917,624.28                |
| Buildings and Facilities, Agricultural Research Service, Agriculture<br>Fund Resources:                   |                           |     |     |      |  |   |  |                  |   |                                 |
| Undisbursed Funds   | No Year                   |     | 012 | 1401 | 000                                      | 917,980,422.36  | -----  | 94,904,907.47    | -----   | 955,372,514.89                  |
| <b>Special Fund Accounts</b>  |                           |     |     |      |  |   |  |                  |   |                                 |
| Concessions Fees and Volunteer Services, Agricultural Research<br>Service, Agriculture<br>Fund Resources: |                           |     |     |      |  |   |  |                  |   |                                 |
| Undisbursed Funds   | No Year                   |     | 012 | 5279 | 000                                      | 871,770.48  | -----  | 13,386.99        | -----   | 1,027,653.41                    |
| <b>Trust Fund Accounts</b>  |                           |     |     |      |  |   |  |                  |   |                                 |
| Miscellaneous Contributed Funds, Agricultural Research Service,<br>Agriculture<br>Fund Resources:         |                           |     |     |      |  |   |  |                  |   |                                 |
| Undisbursed Funds   | No Year                   |     | 012 | 8214 | 000                                      | 34,677,328.59   | 18,309,882.71  | -----            | 17,780,098.05   | -----                           |
| <b>Total, Agricultural Research Service</b>   |                           |     |     |      |  | 1,997,664,345.18  | 1,895,555,152.63   | -2,500,000.00    | 1,774,735,434.39  | 2,459,157.59                    |
| <b>National Institute of Food and Agriculture</b>   |                           |     |     |      |  |   |  |                  |   |                                 |
| <b>General Fund Accounts</b>  |                           |     |     |      |  |   |  |                  |   |                                 |
| Extension Activities, National Institute of Food and Agriculture,<br>Agriculture<br>Fund Resources:       |                           |     |     |      |  |   |  |                  |   |                                 |
| Undisbursed Funds   | 2023-2024                 |     | 012 | 0502 | 000                                      | -----   | 40,000,000.00  | -----            | 2,038,892.00  | <sup>5</sup> 1,995,000.00       |
|   | 2021-2024                 |     |     |      |  | 806,987.36  | -----  | -----            | -----   | 806,987.36                      |
|   | 2023                      |     |     |      |  | -----   | 590,910,000.00   | -----            | 115,159,030.19  | <sup>5</sup> 3,192,000.00       |
|   | 2022-2023                 |     |     |      |  | 31,958,400.00   | -----  | 5,668,164.14     | -----   | 26,290,235.86                   |
|   | 2022                      |     |     |      |  | 462,285,193.18  | -----  | 192,758,998.40   | -----   | 269,526,194.78                  |
|   | 2021-2022                 |     |     |      |  | 24,243,011.32   | -----  | 9,651,336.85     | -----   | 14,591,674.47                   |
|   | 2021                      |     |     |      |  | 248,982,033.22  | -----  | 138,480,502.13   | -----   | 110,501,531.09                  |
|   | 2020-2021                 |     |     |      |  | 15,597,077.43   | -----  | 10,385,534.08    | -----   | 5,211,543.35                    |
|   | 2020                      |     |     |      |  | 91,512,091.06   | -----  | 63,414,913.89    | -----   | 28,097,177.17                   |
|   | 2019-2020                 |     |     |      |  | 2,508,146.50  | -----  | 1,181,761.05     | -----   | 1,326,385.45                    |
|   | 2019                      |     |     |      |  | 26,268,539.58   | -----  | 15,545,218.92    | -----   | 10,723,320.66                   |

Footnotes at End of Chapter

Appropriations, Outlays, and Balances - Continued

| Appropriation or Fund Account<br><br>Title   | Account Symbol            |     |     |             | Balances,<br>Beginning of<br>Fiscal Year | Appropriations<br>and Other<br>Obligational<br>Authority <sup>1</sup> | Transfers<br>Borrowings<br>and<br>Investment<br>(Net) <sup>2</sup> | Outlays<br>(Net) | Balances<br>Withdrawn<br>and Other<br>Transactions <sup>3</sup> | Balances, End<br>of Fiscal Year |                  |
|--|---------------------------|-----|-----|-------------|--|---|--|------------------|---|---------------------------------|------------------|
|  | Period of<br>Availability | ATA | AID | MAIN<br>SUB |  |   |  |                  |   |                                 |                  |
|  | 2018-2019                 |     |     |             | 1,771,402.86                             | -----   | -----  | 772,976.72       | -----   | 998,426.14                      |                  |
|  | 2018                      |     |     |             | <sup>7</sup> 3,537,764.04                | -----   | -254,773.52  | 3,103,263.89     | 179,726.63  | -----                           |                  |
|  | 2017-2018                 |     |     |             | 566,182.98                               | -----   | -69,590.87   | 172,154.33       | 324,437.78  | -----                           |                  |
|  | No Year                   |     |     |             | 288,533,252.62                           | 32,495,596.05   | -----  | 62,957,783.68    | -----   | 258,071,064.99                  |                  |
|  | Subtotal                  |     | 012 | 0502        | 000                                      | 1,198,570,082.15  | 663,405,596.05   | -324,364.39      | 621,290,530.27  | 5,691,164.41                    | 1,234,669,619.13 |
| Biomass Research and Development, National Institute of Food and Agriculture, Agriculture Fund Resources:  |                           |     |     |             |  |   |  |                  |   |                                 |                  |
| Undisbursed Funds  | No Year                   |     | 012 | 1003        | 000                                      | 3,979,879.09  | -----  | -----            | 324,260.82  | -----                           | 3,655,618.27     |
| Research and Education Activities, National Institute of Food and Agriculture, Agriculture Fund Resources: |                           |     |     |             |  |   |  |                  |   |                                 |                  |
| Undisbursed Funds  | 2022-2031                 |     | 012 | 1500        | 000                                      | 250,000,000.00  | -----  | -----            | 10,648,311.96   | -----                           | 239,351,688.04   |
|  | 2023-2024                 |     |     |             | -----                                    | 7,500,000.00  | -----  | 241,886.00       | -----   | 7,258,114.00                    |                  |
|  | 2023                      |     |     |             | -----                                    | 529,697,000.00  | -----  | 129,810,575.17   | -----   | 399,886,424.83                  |                  |
|  | 2022-2023                 |     |     |             | 10,542,519.00                            | -----   | -----  | 1,174,100.14     | -----   | 9,368,418.86                    |                  |
|  | 2022                      |     |     |             | 369,043,808.53                           | -----   | -----  | 224,400,404.62   | -----   | 144,643,403.91                  |                  |
|  | 2021-2022                 |     |     |             | 15,703,704.45                            | -----   | -----  | 1,340,930.23     | -----   | 14,362,774.22                   |                  |
|  | 2021                      |     |     |             | 137,206,168.34                           | -----   | -----  | 73,368,105.09    | -----   | 63,838,063.25                   |                  |
|  | 2020-2021                 |     |     |             | 3,696,410.53                             | -----   | -----  | 1,863,576.30     | -----   | 1,832,834.23                    |                  |
|  | 2020                      |     |     |             | 59,419,952.20                            | -----   | -----  | 24,080,608.78    | -----   | 35,339,343.42                   |                  |
|  | 2019-2020                 |     |     |             | 2,401,004.92                             | -----   | -----  | 1,130,984.80     | -----   | 1,270,020.12                    |                  |
|  | 2019                      |     |     |             | 31,991,041.10                            | -----   | -----  | 14,163,459.06    | -----   | 17,827,582.04                   |                  |
|  | 2018                      |     |     |             | <sup>7</sup> 11,018,647.72               | -----   | -298,821.55  | 9,352,012.29     | 1,367,813.88  | -----                           |                  |
|  | No Year                   |     |     |             | 1,965,121,474.74                         | 561,924,000.00  | -----  | 481,217,456.83   | -----   | 2,045,828,017.91                |                  |
|  | Subtotal                  |     | 012 | 1500        | 000                                      | 2,856,144,731.53  | 1,099,121,000.00   | -298,821.55      | 972,792,411.27  | 1,367,813.88                    | 2,980,806,684.83 |
| Buildings and Facilities, National Institute of Food and Agriculture, Agriculture Fund Resources:          |                           |     |     |             |  |   |  |                  |   |                                 |                  |
| Undisbursed Funds  | No Year                   |     | 012 | 1501        | 000                                      | 538,386.36  | -----  | -----            | -----   | -----                           | 538,386.36       |
| Integrated Activities, National Institute of Food and Agriculture, Agriculture Fund Resources:             |                           |     |     |             |  |   |  |                  |   |                                 |                  |
| Undisbursed Funds  | 2023-2024                 |     | 012 | 1502        | 000                                      | -----   | 138,000,000.00   | -----            | 5,640,802.55  | <sup>8</sup> 7,410,000.00       | 124,949,197.45   |
|  | 2023                      |     |     |             | -----                                    | 33,500,000.00   | -----  | 1,663,492.27     | -----   | 31,836,507.73                   |                  |
|  | 2022-2023                 |     |     |             | 106,809,482.95                           | -----   | -----  | 14,789,426.59    | -----   | 92,020,056.36                   |                  |
|  | 2022                      |     |     |             | 30,691,160.24                            | -----   | -----  | 8,939,450.95     | -----   | 21,751,709.29                   |                  |
|  | 2021-2022                 |     |     |             | 91,818,325.38                            | -----   | -----  | 21,470,867.05    | -----   | 70,347,458.33                   |                  |
|  | 2021                      |     |     |             | 22,145,791.08                            | -----   | -----  | 12,761,650.58    | -----   | 9,384,140.50                    |                  |
|  | 2020-2021                 |     |     |             | 64,913,704.51                            | -----   | -----  | 23,923,928.82    | -----   | 40,989,775.69                   |                  |
|  | 2020                      |     |     |             | 9,248,398.87                             | -----   | -----  | 4,662,836.44     | -----   | 4,585,562.43                    |                  |
|  | 2019-2020                 |     |     |             | 200,359.57                               | -----   | -----  | 93,864.89        | -----   | 106,494.68                      |                  |

Footnotes at End of Chapter

## Appropriations, Outlays, and Balances - Continued

| Appropriation or Fund Account<br><br>Title                             | Account Symbol            |     |     |      | Balances,<br>Beginning of<br>Fiscal Year | Appropriations<br>and Other<br>Obligational<br>Authority <sup>1</sup> | Transfers<br>Borrowings<br>and<br>Investment<br>(Net) <sup>2</sup> | Outlays<br>(Net) | Balances<br>Withdrawn<br>and Other<br>Transactions <sup>3</sup> | Balances, End<br>of Fiscal Year |
|--|---------------------------|-----|-----|------|--|---|--|------------------|---|---------------------------------|
|  | Period of<br>Availability | ATA | AID | MAIN |  |   |  |                  |   |                                 |
|  | 2019                      |     |     |      | 48,164,242.78                            | -----   | -----  | 24,992,436.86    | -----   | 23,171,805.92                   |
|  | 2018-2019                 |     |     |      | 113,392.09                               | -----   | -----  | -----            | -----   | 113,392.09                      |
|  | 2018                      |     |     |      | 7,274,275.96                             | -----   | -----  | 5,909,697.39     | -----   | <sup>8</sup> 1,364,578.57       |
|  | 2017                      |     |     |      | 3,051,095.83                             | -----   | -----  | 1,160,058.21     | -----   | <sup>8</sup> 1,891,037.62       |
|  | 2016                      |     |     |      | 1,150,952.95                             | -----   | -----  | 120,245.29       | -----   | <sup>8</sup> 1,030,707.66       |
|  | 2015                      |     |     |      | 1,760,857.13                             | -----   | -----  | -1,579.27        | -----   | <sup>8</sup> 1,762,436.40       |
|  | No Year                   |     |     |      | 35,425,133.88                            | -----   | -----  | 7,345,789.34     | -----   | 28,079,344.54                   |
|  | Subtotal                  |     | 012 | 1502 | 422,767,173.22                           | 171,500,000.00  | -----  | 133,472,967.96   | 7,410,000.00  | 453,384,205.26                  |
| <b>Special Fund Accounts</b>   |                           |     |     |      |  |   |  |                  |   |                                 |
| Native American Institutions Endowment Fund, Agriculture               |                           |     |     |      |  |   |  |                  |   |                                 |
| Fund Resources:  |                           |     |     |      |  |   |  |                  |   |                                 |
|  | No Year                   |     | 012 | 5205 | 12,521,953.33                            | 17,287,034.71   | -11,133,452.73   | 4,535,448.74     | -----   | 14,140,086.57                   |
|  |                           |     |     |      | -1,963,307.47                            | -----   | 60,579.06  | -----            | -----   | -1,902,728.41                   |
|  |                           |     |     |      | 262,300,604.41                           | -----   | 11,072,873.67  | -----            | -----   | 273,373,478.08                  |
|  | Subtotal                  |     | 012 | 5205 | 272,859,250.27                           | 17,287,034.71   | -----  | 4,535,448.74     | -----   | 285,610,836.24                  |
| <b>Trust Fund Accounts</b>   |                           |     |     |      |  |   |  |                  |   |                                 |
| Emergency Citrus Disease Research and Development Trust Fund, National |                           |     |     |      |  |   |  |                  |   |                                 |
| Institute of Food and Agriculture, Agriculture                         |                           |     |     |      |  |   |  |                  |   |                                 |
| Fund Resources:  |                           |     |     |      |  |   |  |                  |   |                                 |
|  | No Year                   |     | 012 | 8559 | 71,049,607.89                            | 25,000,000.00   | -----  | 22,327,933.87    | -----   | 73,721,674.02                   |
|  |                           |     |     |      | 4,825,909,110.51                         | 1,976,313,630.76  | -623,185.94  | 1,754,743,552.93 | 14,468,978.29   | 5,032,387,024.11                |
| <b>Animal and Plant Health Inspection Service</b>                      |                           |     |     |      |  |   |  |                  |   |                                 |
| <b>General Fund Accounts</b>   |                           |     |     |      |  |   |  |                  |   |                                 |
| Salaries and Expenses, Animal and Plant Health Inspection Service,     |                           |     |     |      |  |   |  |                  |   |                                 |
| Agriculture  |                           |     |     |      |  |   |  |                  |   |                                 |
| Fund Resources:  |                           |     |     |      |  |   |  |                  |   |                                 |
|  | 2023-2024                 |     | 012 | 1600 | -----                                    | 8,500,000.00  | -----  | 3,293.98         | -----   | 8,496,706.02                    |
|  | 2023                      |     |     |      | -----                                    | 721,927,000.00  | -----  | 512,156,180.54   | <sup>5</sup> 4,275,000.00                                       | 205,495,819.46                  |
|  | 2022-2023                 |     |     |      | 8,500,000.00                             | -----   | -----  | 1,418,150.06     | -----   | 7,081,849.94                    |
|  | 2020-2023                 |     |     |      | 3,462,347.70                             | -----   | -----  | 1,246,149.63     | -----   | 2,216,198.07                    |
|  | 2019-2023                 |     |     |      | 14,231,711.61                            | -----   | -----  | 11,784,176.04    | -----   | 2,447,535.57                    |
|  | 2022                      |     |     |      | 190,021,315.00                           | -----   | -----  | 133,372,270.18   | -----   | 56,649,044.82                   |
|  | 2021-2022                 |     |     |      | 7,804,336.76                             | -----   | -----  | 1,739,747.78     | -----   | 6,064,588.98                    |
|  | 2021                      |     |     |      | 49,350,007.25                            | -----   | -----  | 32,139,059.20    | -----   | 17,210,948.05                   |
|  | 2020-2021                 |     |     |      | 6,437,917.10                             | -----   | -----  | 4,789,160.80     | -----   | 1,648,756.30                    |
|  | 2020                      |     |     |      | 17,061,786.32                            | -----   | -----  | 6,787,689.41     | -----   | 10,274,096.91                   |
|  | 2019-2020                 |     |     |      | 529,213.51                               | -----   | -----  | 63,602.14        | -----   | 465,611.37                      |
|  | 2019                      |     |     |      | 7,284,570.73                             | -----   | -----  | 1,284,867.85     | -----   | 5,999,702.88                    |
|  | 2018-2019                 |     |     |      | 3,348,151.36                             | -----   | -----  | 333,968.32       | -----   | 3,014,183.04                    |
|  | 2018                      |     |     |      | 3,989,846.47                             | -----   | -750,000.00  | 3,195,650.10     | 44,196.37   | -----                           |

Footnotes at End of Chapter

Appropriations, Outlays, and Balances - Continued

| Appropriation or Fund Account<br><br>Title  | Account Symbol            |     |     |      | Balances,<br>Beginning of<br>Fiscal Year | Appropriations<br>and Other<br>Obligational<br>Authority <sup>1</sup> | Transfers<br>Borrowings<br>and<br>Investment<br>(Net) <sup>2</sup> | Outlays<br>(Net) | Balances<br>Withdrawn<br>and Other<br>Transactions <sup>3</sup> | Balances, End<br>of Fiscal Year |                  |
|---|---------------------------|-----|-----|------|--|---|--|------------------|---|---------------------------------|------------------|
|   | Period of<br>Availability | ATA | AID | MAIN |  |   |  |                  |   |                                 | SUB              |
|   | 2017-2018                 |     |     |      | 577,050.57                               | -----   | -----  | 254,582.97       | 322,467.60  | -----                           |                  |
|   | No Year                   |     |     |      | 1,652,368,308.85                         | 925,591,086.00  | -----  | 871,247,035.68   | <sup>5</sup> 1,710,000.00                                       | 1,705,002,359.17                |                  |
|   | Subtotal                  |     | 012 | 1600 | 000                                      | 1,964,966,563.23  | 1,656,018,086.00   | -750,000.00      | 1,581,815,584.68  | 6,351,663.97                    | 2,032,067,400.58 |
| Buildings and Facilities, Animal and Plant Health Inspection Service,<br>Agriculture<br>Fund Resources:                                 |                           |     |     |      |  |   |  |                  |   |                                 |                  |
| Undisbursed Funds   | No Year                   |     | 012 | 1601 | 000                                      | 47,217,297.22   | 3,175,000.00   | -----            | 5,990,996.15  | -----                           | 44,401,301.07    |
| <b>Special Fund Accounts</b>  |                           |     |     |      |  |   |  |                  |   |                                 |                  |
| Agricultural Quarantine Inspection User Fee Account, Animal and Plant<br>Health Inspection Service, Agriculture<br>Fund Resources:      |                           |     |     |      |  |   |  |                  |   |                                 |                  |
| Undisbursed Funds   | No Year                   |     | 012 | 5161 | 000                                      | 373,639,235.32  | 466,237,674.87   | -201,425,000.00  | 241,883,457.12  | -----                           | 396,568,453.07   |
| <b>Trust Fund Accounts</b>  |                           |     |     |      |  |   |  |                  |   |                                 |                  |
| Miscellaneous Contributed Funds, Animal and Plant Health Inspection<br>Service, Agriculture<br>Fund Resources:                          |                           |     |     |      |  |   |  |                  |   |                                 |                  |
| Undisbursed Funds   | No Year                   |     | 012 | 8226 | 000                                      | 9,920,967.31  | 8,785,166.89   | -----            | 9,442,012.46  | -----                           | 9,264,121.74     |
| Foreign Service National Separation Liability Trust Fund, Animal and<br>Plant Health Inspection Service, Agriculture<br>Fund Resources: |                           |     |     |      |  |   |  |                  |   |                                 |                  |
| Undisbursed Funds   | No Year                   |     | 012 | 8558 | 000                                      | 2,477,077.03  | 473,879.00   | -----            | 749,888.14  | -----                           | 2,201,067.89     |
| Total, Animal and Plant Health Inspection Service   |                           |     |     |      |  | 2,398,221,140.11  | 2,134,689,806.76   | -202,175,000.00  | 1,839,881,938.55  | 6,351,663.97                    | 2,484,502,344.35 |
| <b>Food Safety and Inspection Service</b>   |                           |     |     |      |  |   |  |                  |   |                                 |                  |
| <b>General Fund Accounts</b>  |                           |     |     |      |  |   |  |                  |   |                                 |                  |
| Food Safety and Inspection Service, Agriculture<br>Fund Resources:  |                           |     |     |      |  |   |  |                  |   |                                 |                  |
| Undisbursed Funds   | 2023                      |     | 012 | 3700 | 000                                      | -----   | 1,122,994,000.00   | -----            | 1,014,724,027.62  | -----                           | 108,269,972.38   |
|   | 2022                      |     |     |      |  | 123,836,229.23  | -----  | -----            | 106,380,713.15  | -----                           | 17,455,516.08    |
|   | 2021                      |     |     |      |  | 14,820,555.15   | -----  | -----            | 3,972,055.88  | -----                           | 10,848,499.27    |
|   | 2020-2021                 |     |     |      |  | 551,159.16  | -----  | -----            | -239.35   | -----                           | 551,398.51       |
|   | 2020                      |     |     |      |  | 13,335,947.93   | -----  | -----            | 1,145,417.37  | -----                           | 12,190,530.56    |
|   | 2019                      |     |     |      |  | 7,185,599.67  | -----  | -----            | 85,675.07   | -----                           | 7,099,924.60     |
|   | 2018                      |     |     |      |  | 4,046,777.47  | -----  | -2,683,144.00    | 207,366.04  | 1,156,267.43                    | -----            |
|   | No Year                   |     |     |      |  | 164,409,546.17  | 9,261,633.98   | -----            | 66,157,247.67   | -----                           | 107,513,932.48   |
|   | Subtotal                  |     | 012 | 3700 | 000                                      | 328,185,814.78  | 1,132,255,633.98   | -2,683,144.00    | 1,192,672,263.45  | 1,156,267.43                    | 263,929,773.88   |
| <b>Trust Fund Accounts</b>  |                           |     |     |      |  |   |  |                  |   |                                 |                  |
| Expenses and Refunds, Inspection of Farm Products, Food Safety and<br>Inspection Service, Agriculture<br>Fund Resources:                |                           |     |     |      |  |   |  |                  |   |                                 |                  |
| Undisbursed Funds   | No Year                   |     | 012 | 8137 | 000                                      | 5,408,596.88  | 17,726,191.46  | -----            | 16,773,354.21   | -----                           | 6,361,434.13     |
| Total, Food Safety and Inspection Service   |                           |     |     |      |  | 333,594,411.66  | 1,149,981,825.44   | -2,683,144.00    | 1,209,445,617.66  | 1,156,267.43                    | 270,291,208.01   |

Footnotes at End of Chapter

## Appropriations, Outlays, and Balances - Continued

| Appropriation or Fund Account<br><br>Title  | Account Symbol            |     |     |      |     | Balances,<br>Beginning of<br>Fiscal Year | Appropriations<br>and Other<br>Obligational<br>Authority <sup>1</sup> | Transfers<br>Borrowings<br>and<br>Investment<br>(Net) <sup>2</sup> | Outlays<br>(Net) | Balances<br>Withdrawn<br>and Other<br>Transactions <sup>3</sup> | Balances, End<br>of Fiscal Year |
|---|---------------------------|-----|-----|------|-----|--|---|--|------------------|---|---------------------------------|
|   | Period of<br>Availability | ATA | AID | MAIN | SUB |  |   |  |                  |   |                                 |
| <b>Grain Inspection, Packers and Stockyards Administration</b>  |                           |     |     |      |     |  |   |  |                  |   |                                 |
| <b>Public Enterprise Funds</b>  |                           |     |     |      |     |  |   |  |                  |   |                                 |
| Inspection and Weighing Services, Grain Inspection, Packers and Stockyards Administration, Agriculture Fund Resources:                |                           |     |     |      |     |  |   |  |                  |   |                                 |
| Undisbursed Funds   | No Year                   |     | 012 | 4050 | 000 | 10,589,627.80                            | -----   | -----  | 7,369,930.37     | -----   | 3,219,697.43                    |
| Total, Grain Inspection, Packers and Stockyards Administration  |                           |     |     |      |     | 10,589,627.80                            | -----   | -----  | 7,369,930.37     | -----   | 3,219,697.43                    |
| <b>Agricultural Marketing Service</b>   |                           |     |     |      |     |  |   |  |                  |   |                                 |
| <b>General Fund Accounts</b>  |                           |     |     |      |     |  |   |  |                  |   |                                 |
| Payment to Expenses and Refunds, Inspection and Grading of Farm Products, Agricultural Marketing Service, Agriculture Fund Resources: |                           |     |     |      |     |  |   |  |                  |   |                                 |
| Undisbursed Funds   | 2023                      |     | 012 | 0215 | 000 | -----                                    | 2,250,000.00  | -----  | 2,250,000.00     | -----   | -----                           |
| Marketing Services, Agricultural Marketing Service, Agriculture Fund Resources:   |                           |     |     |      |     |  |   |  |                  |   |                                 |
| Undisbursed Funds   | 2023-2024                 |     | 012 | 2500 | 000 | -----                                    | 4,000,000.00  | -----  | 1,199,962.80     | -----   | 2,800,037.20                    |
|   | 2023                      |     |     |      |     | -----                                    | 212,695,000.00  | -----  | 149,893,133.58   | -----   | 62,801,866.42                   |
|   | 2022-2023                 |     |     |      |     | 938,154.70                               | -----   | -----  | 845,877.13       | -----   | 92,277.57                       |
|   | 2022                      |     |     |      |     | 63,471,330.50                            | -----   | -----  | 40,562,377.02    | -----   | 22,908,953.48                   |
|   | 2021                      |     |     |      |     | 17,418,499.23                            | -----   | -----  | 3,990,538.42     | -----   | 13,427,960.81                   |
|   | 2020-2021                 |     |     |      |     | 286,018.20                               | -----   | -----  | -----            | -----   | 286,018.20                      |
|   | 2020                      |     |     |      |     | 10,584,892.46                            | -----   | -----  | 3,407,937.65     | -----   | 7,176,954.81                    |
|   | 2019                      |     |     |      |     | 5,598,763.70                             | -----   | -----  | 1,385,909.51     | -----   | 4,212,854.19                    |
|   | 2018                      |     |     |      |     | 7,684,758.20                             | -----   | -4,636,630.00  | 1,475,031.35     | 1,573,096.85  | -----                           |
|   | No Year                   |     |     |      |     | 2,351,371,246.17                         | 669,855,642.82  | -----  | 531,460,409.77   | \$ 59,050,761.00  | 2,430,715,718.22                |
|   | Subtotal                  |     | 012 | 2500 | 000 | 2,457,353,663.16                         | 886,550,642.82  | -4,636,630.00  | 734,221,177.23   | 60,623,857.85   | 2,544,422,640.90                |
| Payments to States and Possessions, Agricultural Marketing Service, Agriculture Fund Resources:                                       |                           |     |     |      |     |  |   |  |                  |   |                                 |
| Undisbursed Funds   | 2023                      |     | 012 | 2501 | 000 | -----                                    | 81,235,000.00   | -----  | 2,206,913.90     | \$ 4,845,000.00   | 74,183,086.10                   |
|   | 2022                      |     |     |      |     | 75,350,381.37                            | -----   | -----  | 10,648,063.42    | -----   | 64,702,317.95                   |
|   | 2021-2022                 |     |     |      |     | 4,854,964.91                             | -----   | -----  | 2,740,527.60     | -----   | 2,114,437.31                    |
|   | 2021                      |     |     |      |     | 65,798,886.56                            | -----   | -----  | 25,517,651.54    | -----   | 40,281,235.02                   |
|   | 2020-2021                 |     |     |      |     | 2,953,244.62                             | -----   | -----  | 1,611,903.82     | -----   | 1,341,340.80                    |
|   | 2020                      |     |     |      |     | 39,840,288.86                            | -----   | -----  | 24,746,200.43    | -----   | 15,094,088.43                   |
|   | 2019                      |     |     |      |     | 15,036,631.81                            | -----   | -----  | 10,977,231.62    | -----   | 4,059,400.19                    |
|   | 2018                      |     |     |      |     | 5,090,054.13                             | -----   | -----  | 1,890,580.69     | 3,199,473.44  | -----                           |
|   | No Year                   |     |     |      |     | 117,408,883.71                           | 4,984,981.08  | -----  | 28,992,015.71    | -----   | 93,401,849.08                   |
|   | Subtotal                  |     | 012 | 2501 | 000 | 326,333,335.97                           | 86,219,981.08   | -----  | 109,331,088.73   | 8,044,473.44  | 295,177,754.88                  |

Footnotes at End of Chapter

**Appropriations, Outlays, and Balances - Continued**

| Appropriation or Fund Account<br><br>Title   | Account Symbol            |     |     |      | Balances,<br>Beginning of<br>Fiscal Year | Appropriations<br>and Other<br>Obligational<br>Authority <sup>1</sup> | Transfers<br>Borrowings<br>and<br>Investment<br>(Net) <sup>2</sup> | Outlays<br>(Net)     | Balances<br>Withdrawn<br>and Other<br>Transactions <sup>3</sup> | Balances, End<br>of Fiscal Year |                         |
|--|---------------------------|-----|-----|------|--|---|--|----------------------|---|---------------------------------|-------------------------|
|  | Period of<br>Availability | ATA | AID | MAIN |  |   |  |                      |   |                                 | SUB                     |
| <b>Special Fund Accounts</b>   |                           |     |     |      |  |   |  |                      |   |                                 |                         |
| Perishable Agricultural Commodities Act Fund, Agricultural Marketing Service, Agriculture<br>Fund Resources:<br>Undisbursed Funds                  | No Year                   |     | 012 | 5070 | 000                                      | 19,795,253.21   | 11,561,886.63  | -----                | 10,452,565.77   | -----                           | 20,904,574.07           |
| Funds for Strengthening Markets, Income, and Supply (Section 32), Agriculture<br>Fund Resources:<br>Undisbursed Funds                              | No Year                   |     | 012 | 5209 | 000                                      | 903,704,021.44  | 1,277,161,636.11   | -----                | 1,264,980,181.30  | -----                           | 915,885,476.25          |
| <b>Trust Fund Accounts</b>   |                           |     |     |      |  |   |  |                      |   |                                 |                         |
| Expenses and Refunds, Inspection and Grading of Farm Products, Agricultural Marketing Service, Agriculture<br>Fund Resources:<br>Undisbursed Funds | No Year                   |     | 012 | 8015 | 000                                      | 118,299,743.62  | 205,881,866.92   | -----                | 191,449,396.59  | -----                           | 132,732,213.95          |
| Wool Research, Development and Promotion Trust Fund, Agricultural Marketing Service, Agriculture<br>Fund Resources:<br>Undisbursed Funds           | No Year                   |     | 012 | 8100 | 000                                      | 2,378,250.00  | 2,250,000.00   | -----                | 2,250,000.00  | -----                           | 2,378,250.00            |
| <b>Total, Agricultural Marketing Service</b>   |                           |     |     |      |  | <b>3,827,864,267.40</b>   | <b>2,471,876,013.56</b>  | <b>-4,636,630.00</b> | <b>2,314,934,409.62</b>   | <b>68,668,331.29</b>            | <b>3,911,500,910.05</b> |
| <b>Risk Management Agency</b>  |                           |     |     |      |  |   |  |                      |   |                                 |                         |
| <b>General Fund Accounts</b>   |                           |     |     |      |  |   |  |                      |   |                                 |                         |
| Administrative and Operating Expenses, Office of Risk Management<br>Fund Resources:<br>Undisbursed Funds   | 2023                      |     | 012 | 2707 | 000                                      | -----   | 73,570,000.00  | -----                | 64,235,552.28   | -----                           | 9,334,447.72            |
|  | 2022                      |     |     |      |  | 7,217,143.67  | -----  | -----                | 5,164,294.41  | -----                           | 2,052,849.26            |
|  | 2021                      |     |     |      |  | 2,388,438.20  | -----  | -----                | 299,304.03  | -----                           | 2,089,134.17            |
|  | 2020                      |     |     |      |  | 2,608,459.63  | -----  | -----                | 108,727.54  | -----                           | 2,499,732.09            |
|  | 2019                      |     |     |      |  | 1,640,282.62  | -----  | -----                | -1,824.35   | -----                           | 1,642,106.97            |
|  | 2018                      |     |     |      |  | 981,776.14  | -----  | -869,955.12          | 4,204.89  | 107,616.13                      | -----                   |
|  | Subtotal                  |     | 012 | 2707 | 000                                      | 14,836,100.26   | 73,570,000.00  | -869,955.12          | 69,810,258.80   | 107,616.13                      | 17,618,270.21           |
| <b>Public Enterprise Funds</b>   |                           |     |     |      |  |   |  |                      |   |                                 |                         |
| Federal Crop Insurance Corporation Fund, Risk Management Agency, Agriculture<br>Fund Resources:<br>Undisbursed Funds                               | No Year                   |     | 012 | 4085 | 000                                      | 5,309,279,125.41  | 15,366,667,038.53  | 121,203,400.70       | 16,491,676,904.88   | -----                           | 4,305,472,659.76        |
| Funds Held Outside the Treasury  |                           |     |     |      |  | 397,862,117.09  | -----  | -121,203,400.70      | -----   | -----                           | 276,658,716.39          |
|  | Subtotal                  |     | 012 | 4085 | 000                                      | 5,707,141,242.50  | 15,366,667,038.53  | -----                | 16,491,676,904.88   | -----                           | 4,582,131,376.15        |
| <b>Total, Risk Management Agency</b>   |                           |     |     |      |  | <b>5,721,977,342.76</b>   | <b>15,440,237,038.53</b>   | <b>-869,955.12</b>   | <b>16,561,487,163.68</b>  | <b>107,616.13</b>               | <b>4,599,749,646.36</b> |
| <b>Farm Service Agency</b>   |                           |     |     |      |  |   |  |                      |   |                                 |                         |
| <b>General Fund Accounts</b>   |                           |     |     |      |  |   |  |                      |   |                                 |                         |

Footnotes at End of Chapter

## Appropriations, Outlays, and Balances - Continued

| Appropriation or Fund Account<br><br>Title   | Account Symbol            |     |     |      | Balances,<br>Beginning of<br>Fiscal Year | Appropriations<br>and Other<br>Obligational<br>Authority <sup>1</sup> | Transfers<br>Borrowings<br>and<br>Investment<br>(Net) <sup>2</sup> | Outlays<br>(Net) | Balances<br>Withdrawn<br>and Other<br>Transactions <sup>3</sup> | Balances, End<br>of Fiscal Year |
|--|---------------------------|-----|-----|------|--|---|--|------------------|---|---------------------------------|
|  | Period of<br>Availability | ATA | AID | MAIN |  |   |  |                  |   |                                 |
| State Mediation Grants, Farm Service Agency, Agriculture<br>Fund Resources:                                |                           |     |     |      |  |   |  |                  |   |                                 |
| Undisbursed Funds  | 2023                      |     | 012 | 0170 | 000                                      | 7,000,000.00  | -----  | 3,943,694.24     | -----   | 3,056,305.76                    |
|  | 2022                      |     |     |      |  | 4,200,416.82  | -----  | 2,012,531.58     | -----   | 2,187,885.24                    |
|  | 2021                      |     |     |      |  | 2,141,593.99  | -----  | 65,301.45        | -----   | 2,076,292.54                    |
|  | 2020                      |     |     |      |  | 279,242.42  | -----  | -----            | -----   | 279,242.42                      |
|  | 2019                      |     |     |      |  | 1,324.49  | -----  | -----            | -----   | 1,324.49                        |
|  | 2018                      |     |     |      |  | 3,246.46  | -----  | -3,246.46        | -----   | -----                           |
|  | Subtotal                  |     | 012 | 0170 | 000                                      | 6,625,824.18  | 7,000,000.00   | -3,246.46        | 6,021,527.27  | 7,601,050.45                    |
| Emergency Forest Restoration Program, Farm Service Agency, Agriculture<br>Fund Resources:                  |                           |     |     |      |  |   |  |                  |   |                                 |
| Undisbursed Funds  | No Year                   |     | 012 | 0171 | 000                                      | 522,945,698.98  | 27,000,000.00  | -----            | 25,537,093.99   | 524,408,604.99                  |
| Salaries and Expenses, Farm Service Agency, Agriculture<br>Fund Resources:                                 |                           |     |     |      |  |   |  |                  |   |                                 |
| Undisbursed Funds  | 2023-2024                 |     | 012 | 0600 | 000                                      | -----   | 15,000,000.00  | -----            | 11,012,846.20   | 3,987,153.80                    |
|  | 2023                      |     |     |      |  | -----   | 447,792,000.00   | -----            | 277,439,273.00  | 170,352,727.00                  |
|  | 2022-2023                 |     |     |      |  | 10,384,851.65   | -----  | 20,000,000.00    | -----   | 7,318,200.59                    |
|  | 2022                      |     |     |      |  | 209,733,735.54  | -----  | -20,000,000.00   | 132,017,154.52  | 57,716,581.02                   |
|  | 2021-2022                 |     |     |      |  | 154,738.77  | -----  | -----            | 20,593.06   | 134,145.71                      |
|  | 2021                      |     |     |      |  | 29,886,207.65   | -----  | -----            | 13,563,090.81   | 16,323,116.84                   |
|  | 2020-2021                 |     |     |      |  | 61,826.51   | -----  | -----            | -0.22   | 61,826.73                       |
|  | 2020                      |     |     |      |  | 10,421,380.51   | -----  | -----            | 313,071.00  | 10,108,309.51                   |
|  | 2019-2020                 |     |     |      |  | 16,895.34   | -----  | -----            | -----   | 16,895.34                       |
|  | 2019                      |     |     |      |  | 16,318,435.06   | -----  | -----            | 75,446.97   | 16,242,988.09                   |
|  | 2018-2019                 |     |     |      |  | 88,388.35   | -----  | -----            | -----   | 88,388.35                       |
|  | 2018                      |     |     |      |  | 8,437,678.97  | -----  | -6,457,687.25    | 889,484.41  | -----                           |
|  | 2017-2018                 |     |     |      |  | 563,244.42  | -----  | -----            | 563,244.42  | -----                           |
|  | No Year                   |     |     |      |  | 102,451,115.51  | 752,515,000.00   | -----            | 698,682,314.38  | 156,283,801.13                  |
|  | Subtotal                  |     | 012 | 0600 | 000                                      | 388,518,498.28  | 1,215,307,000.00   | -6,457,687.25    | 1,157,079,925.19  | 1,653,751.73                    |
| Assistance for Farmers and Ranchers Account, Farm Service Agency,<br>Agriculture<br>Fund Resources:        |                           |     |     |      |  |   |  |                  |   |                                 |
| Undisbursed Funds  | 2022-2031                 |     | 012 | 1124 | 000                                      | 250,000,000.00  | -----  | -----            | -----   | 250,000,000.00                  |
|  | 2023                      |     |     |      |  | -----   | 250,000,000.00   | -----            | 242,378,237.66  | 7,621,762.34                    |
|  | Subtotal                  |     | 012 | 1124 | 000                                      | 250,000,000.00  | 250,000,000.00   | -----            | 242,378,237.66  | 257,621,762.34                  |
| Agricultural Credit Insurance Fund Program Account, Farm Service<br>Agency, Agriculture<br>Fund Resources: |                           |     |     |      |  |   |  |                  |   |                                 |
| Undisbursed Funds  | 2022-2031                 |     | 012 | 1140 | 000                                      | 3,100,000,000.00  | -----  | -----            | 1,932,586,441.33  | 1,167,413,558.67                |
|  | 2023                      |     |     |      |  | -----   | 404,361,761.00   | -----            | 359,224,722.35  | 45,137,038.65                   |
|  | 2022                      |     |     |      |  | 12,558,368.33   | -----  | -----            | 3,424,071.91  | 9,134,296.42                    |

Footnotes at End of Chapter

Appropriations, Outlays, and Balances - Continued

| Appropriation or Fund Account<br><br>Title   | Account Symbol            |     |     |      | Balances,<br>Beginning of<br>Fiscal Year | Appropriations<br>and Other<br>Obligational<br>Authority <sup>1</sup> | Transfers<br>Borrowings<br>and<br>Investment<br>(Net) <sup>2</sup> | Outlays<br>(Net) | Balances<br>Withdrawn<br>and Other<br>Transactions <sup>3</sup> | Balances, End<br>of Fiscal Year |                  |
|--|---------------------------|-----|-----|------|--|---|--|------------------|---|---------------------------------|------------------|
|  | Period of<br>Availability | ATA | AID | MAIN |  |   |  |                  |   |                                 | SUB              |
|  | 2021                      |     |     |      | 2,464,372.90                             | -----   | -----  | 7,684.96         | -----   | 2,456,687.94                    |                  |
|  | 2020                      |     |     |      | 436,601.06                               | -----   | -----  | -----            | -----   | 436,601.06                      |                  |
|  | 2019                      |     |     |      | 554,344.97                               | -----   | -----  | -----            | -----   | 554,344.97                      |                  |
|  | 2018                      |     |     |      | 1,293,442.78                             | -----   | -1,290,382.78  | -----            | 3,060.00  | -----                           |                  |
|  | No Year                   |     |     |      | 86,944,417.29                            | -71,270,251.00  | -----  | 4,405,844.02     | -----   | 11,268,322.27                   |                  |
|  | Subtotal                  |     | 012 | 1140 | 000                                      | 3,204,251,547.33  | 333,091,510.00   | -1,290,382.78    | 2,299,648,764.57  | 3,060.00                        | 1,236,400,849.98 |
| Commodity Credit Corporation Export Loans Program Account, Foreign<br>Agricultural Service, Agriculture<br>Fund Resources: |                           |     |     |      |  |   |  |                  |   |                                 |                  |
| Undisbursed Funds  | 2023                      |     | 012 | 1336 | 000                                      | -----   | 6,063,000.00   | -----            | 4,514,859.35  | -----                           | 1,548,140.65     |
|  | 2022                      |     |     |      | 1,858,763.48                             | -----   | -----  | 1,353,737.50     | -----   | 505,025.98                      |                  |
|  | 2021                      |     |     |      | 2,356,235.58                             | -----   | -----  | 15,923.66        | -----   | 2,340,311.92                    |                  |
|  | 2020                      |     |     |      | 536,486.17                               | -----   | -----  | -----            | -----   | 536,486.17                      |                  |
|  | 2019                      |     |     |      | 729,666.49                               | -----   | -----  | -176.41          | -----   | 729,842.90                      |                  |
|  | 2018                      |     |     |      | 454,352.70                               | -----   | -454,352.70  | -----            | -----   | -----                           |                  |
|  | No Year                   |     |     |      | 46,434.62                                | 29,973,679.52   | -----  | 29,801,640.85    | -----   | 218,473.29                      |                  |
|  | Subtotal                  |     | 012 | 1336 | 000                                      | 5,981,939.04  | 36,036,679.52  | -454,352.70      | 35,685,984.95   | -----                           | 5,878,280.91     |
| USDA Disaster Assistance, Farm Service Agency, Agriculture<br>Fund Resources:  |                           |     |     |      |  |   |  |                  |   |                                 |                  |
| Undisbursed Funds  | 2021                      |     | 012 | 2701 | 000                                      | 27,456.45   | -----  | -294.83          | -----   | 27,751.28                       |                  |
|  | 2020                      |     |     |      | 30,055.85                                | -----   | -----  | -----            | -----   | 30,055.85                       |                  |
|  | 2019                      |     |     |      | 30,449.58                                | -----   | -----  | -----            | -----   | 30,449.58                       |                  |
|  | 2018                      |     |     |      | 41,283.91                                | -----   | -----  | 1,175.89         | 40,108.02   | -----                           |                  |
|  | No Year                   |     |     |      | 7,456,384.85                             | 4,000,000.00  | -----  | 2,930,404.54     | -----   | 8,525,980.31                    |                  |
|  | Subtotal                  |     | 012 | 2701 | 000                                      | 7,585,630.64  | 4,000,000.00   | -----            | 2,931,285.60  | 40,108.02                       | 8,614,237.02     |
| Farm Storage Facility Loans Program Accounts, Farm Service Agency,<br>Agriculture<br>Fund Resources:                       |                           |     |     |      |  |   |  |                  |   |                                 |                  |
| Undisbursed Funds  | No Year                   |     | 012 | 3301 | 000                                      | -----   | 12,141,382.00  | -----            | 12,141,382.00   | -----                           | -----            |
| Emergency Boil Weevil Loan Program Account, Farm Service Agency,<br>Agriculture<br>Fund Resources:                         |                           |     |     |      |  |   |  |                  |   |                                 |                  |
| Undisbursed Funds  | 2023                      |     | 012 | 3303 | 000                                      | -----   | 0.59   | -----            | 0.59  | -----                           | -----            |
| Grassroots Source Water Protection Program, Farm Service Agency,<br>Agriculture<br>Fund Resources:                         |                           |     |     |      |  |   |  |                  |   |                                 |                  |
| Undisbursed Funds  | No Year                   |     | 012 | 3304 | 000                                      | -----   | 7,500,000.00   | -----            | 7,500,000.00  | -----                           | -----            |
| Dairy Indemnity Program, Farm Service Agency, Agriculture<br>Fund Resources:   |                           |     |     |      |  |   |  |                  |   |                                 |                  |
| Undisbursed Funds  | No Year                   |     | 012 | 3314 | 000                                      | -----   | 621,370.73   | -----            | 621,370.73  | -----                           | -----            |

Footnotes at End of Chapter



## Appropriations, Outlays, and Balances - Continued

| Appropriation or Fund Account<br><br>Title  | Account Symbol            |     |     |      | Balances,<br>Beginning of<br>Fiscal Year | Appropriations<br>and Other<br>Obligational<br>Authority <sup>1</sup> | Transfers<br>Borrowings<br>and<br>Investment<br>(Net) <sup>2</sup> | Outlays<br>(Net)      | Balances<br>Withdrawn<br>and Other<br>Transactions <sup>3</sup> | Balances, End<br>of Fiscal Year |                   |
|---|---------------------------|-----|-----|------|--|---|--|-----------------------|---|---------------------------------|-------------------|
|   | Period of<br>Availability | ATA | AID | MAIN |  |   |  |                       |   |                                 | SUB               |
| Emergency Conservation Program, Farm Service Agency, Agriculture<br>Fund Resources:<br>Undisbursed Funds  | No Year                   |     | 012 | 3316 | 000                                      | 798,575,006.26  | -----  | -----                 | 96,969,642.56   | -----                           | 701,605,363.70    |
| Conservation Reserve Program, Farm Service Agency, Agriculture<br>Fund Resources:<br>Undisbursed Funds  | No Year                   |     | 012 | 3319 | 000                                      | 1,736.45  | -----  | -----                 | -----   | -----                           | 1,736.45          |
| <b>Special Fund Accounts</b>  |                           |     |     |      |  |   |  |                       |   |                                 |                   |
| Agricultural Disaster Relief Trust Fund, Farm Service Agency,<br>Agriculture<br>Fund Resources:<br>Undisbursed Funds                              | No Year                   |     | 012 | 5531 | 000                                      | 105,690.99  | 12,069.14  | -----                 | -12,490.67  | -----                           | 130,250.80        |
| Pima Agriculture Cotton Trust Fund, Farm Service Agency, Agriculture<br>Fund Resources:<br>Undisbursed Funds                                      | No Year                   |     | 012 | 5635 | 000                                      | 8,675,818.01  | 16,000,000.00  | -----                 | 15,005,466.77   | -----                           | 9,670,351.24      |
| Agriculture Wool Apparel Manufacturers Trust Fund, Farm Service<br>Agency, Agriculture<br>Fund Resources:<br>Undisbursed Funds                    | No Year                   |     | 012 | 5636 | 000                                      | 51,061,283.25   | -----  | -----                 | 21,652,420.65   | -----                           | 29,408,862.60     |
| <b>Public Enterprise Funds</b>  |                           |     |     |      |  |   |  |                       |   |                                 |                   |
| Agricultural Credit Insurance Fund, Liquidating Account, Consolidated<br>Farm Service Agency, Agriculture<br>Fund Resources:<br>Undisbursed Funds | No Year                   |     | 012 | 4140 | 000                                      | 2,237,348.07  | 27,052,909.00  | -----                 | -125,576,341.88   | <sup>5</sup> 104,316,011.60     | 50,550,587.35     |
| Commodity Credit Corporation Fund, Agriculture<br>Fund Resources:<br>Undisbursed Funds  | 2020                      |     | 012 | 4336 | 000                                      | 37,406.01   | -----  | -----                 | -----   | -----                           | 37,406.01         |
|   | 2019-2020                 |     |     |      |  | 358,586.00  | -----  | -----                 | 473.00  | -----                           | 358,113.00        |
|   | 2019                      |     |     |      |  | 3,988,823.90  | -----  | -----                 | -----   | -----                           | 3,988,823.90      |
|   | 2018-2019                 |     |     |      |  | 290,284.00  | -----  | -----                 | -----   | -----                           | 290,284.00        |
|   | 2018                      |     |     |      |  | 73,562.08   | -----  | -----                 | -----   | 73,562.08                       | -----             |
|   | 2017-2018                 |     |     |      |  | 112,537.78  | -----  | -----                 | -----   | 112,537.78                      | -----             |
|   | No Year                   |     |     |      |  | <sup>7</sup> -3,177,288,321.01  | 7,043,616,710.09   | 3,856,491,358.07      | 7,054,013,987.70  | -----                           | 668,805,759.45    |
| Transfer To:  |                           |     |     |      |  |   |  |                       |   |                                 |                   |
| Agency for International Development  | No Year                   | 072 | 012 | 4336 | 000                                      | 376,346,723.93  | -----  | -----                 | 228,366,019.94  | -----                           | 147,980,703.99    |
| Authority to Borrow from the Treasury   |                           |     |     |      |  | <sup>7</sup> 19,847,382,354.34  | 3,585,164,833,392.42   | -3,550,254,703,904.42 | -----   | 39,825,713,539.18               | 14,931,798,303.16 |
| Authority to Borrow from the Public   |                           |     |     |      |  | <sup>7</sup> -----  | 263,000,000.00   | -----                 | -----   | -----                           | 263,000,000.00    |
|   |                           |     | 012 | 4336 | 000                                      | 17,051,301,957.03   | 3,592,471,450,102.51   | -3,546,398,212,546.35 | <sup>4</sup> 7,282,380,480.64                                   | 39,825,899,639.04               | 16,016,259,393.51 |
| Commodity Credit Corporation Direct Loans, Liquidating Account,<br>Agriculture<br>Fund Resources:<br>Undisbursed Funds                            | No Year                   |     | 012 | 4338 | 000                                      | 8,928,271.37  | -----  | -----                 | 84,341.23   | -----                           | 8,843,930.14      |

Footnotes at End of Chapter

Appropriations, Outlays, and Balances - Continued

| Appropriation or Fund Account<br><br>Title   | Account Symbol            |     |     |      | Balances,<br>Beginning of<br>Fiscal Year | Appropriations<br>and Other<br>Obligational<br>Authority <sup>1</sup> | Transfers<br>Borrowings<br>and<br>Investment<br>(Net) <sup>2</sup> | Outlays<br>(Net)      | Balances<br>Withdrawn<br>and Other<br>Transactions <sup>3</sup> | Balances, End<br>of Fiscal Year |
|--|---------------------------|-----|-----|------|--|---|--|-----------------------|---|---------------------------------|
|  | Period of<br>Availability | ATA | AID | MAIN |  |   |  |                       |   |                                 |
| <b>Trust Fund Accounts</b>   |                           |     |     |      |  |   |  |                       |   |                                 |
| Tobacco Trust Fund, Commodity Credit Corporation, Agriculture<br>Fund Resources:                                       |                           |     |     |      |  |   |  |                       |   |                                 |
| Undisbursed Funds  | No Year                   |     | 012 | 8161 | 000                                      | -----   | 11,174,212.64  | -----                 | 11,174,212.64   | -----                           |
| Total, Farm Service Agency   |                           |     |     |      |  | 22,306,796,249.88   | 3,594,418,387,236.13   | -3,546,406,418,215.54 | 11,091,223,304.49   | 39,931,912,570.39               |
| <b>Natural Resources Conservation Service</b>  |                           |     |     |      |  |   |  |                       |   |                                 |
| <b>General Fund Accounts</b>   |                           |     |     |      |  |   |  |                       |   |                                 |
| Emergency Watershed Protection Program, Natural Resources Conservation<br>Programs, Agriculture<br>Fund Resources:     |                           |     |     |      |  |   |  |                       |   |                                 |
| Undisbursed Funds  | No Year                   |     | 012 | 0017 | 000                                      | 297,254,822.22  | -----  | -----                 | 163,652,054.19  | -----                           |
| Conservation Operations, Natural Resources Conservation Service,<br>Agriculture<br>Fund Resources:                     |                           |     |     |      |  |   |  |                       |   |                                 |
| Undisbursed Funds  | 2022-2031                 |     | 012 | 1000 | 000                                      | 1,300,000,000.00  | -----  | -----                 | 57,929,589.71   | -----                           |
|  | 2023-2024                 |     |     |      |  | -----   | 941,124,000.00   | -----                 | 502,599,256.80  | -----                           |
|  | 2022-2023                 |     |     |      |  | 367,376,835.63  | -----  | -425,000.00           | 156,467,436.10  | -----                           |
|  | 2021-2022                 |     |     |      |  | 151,537,296.20  | -----  | -----                 | 51,500,646.25   | -----                           |
|  | 2020-2021                 |     |     |      |  | 72,810,276.80   | -----  | -----                 | 33,035,059.09   | -----                           |
|  | 2019-2020                 |     |     |      |  | 52,664,970.92   | -----  | -----                 | 15,097,601.80   | -----                           |
|  | 2018-2019                 |     |     |      |  | 32,121,747.40   | -----  | -----                 | 4,554,127.65  | -----                           |
|  | 2018                      |     |     |      |  | 60.19   | -----  | -60.19                | -----   | -----                           |
|  | 2017-2018                 |     |     |      |  | 15,566,365.26   | -----  | -1,344,095.16         | 12,929,018.56   | 1,293,251.54                    |
|  | No Year                   |     |     |      |  | 3,388,483,912.88  | -----  | -----                 | 29,325,871.78   | -----                           |
|  | Subtotal                  |     | 012 | 1000 | 000                                      | 5,380,561,465.28  | 941,124,000.00   | -1,769,155.35         | 863,438,607.74  | 1,293,251.54                    |
| Watershed Rehabilitation Program, Natural Resources Conservation<br>Service, Agriculture<br>Fund Resources:            |                           |     |     |      |  |   |  |                       |   |                                 |
| Undisbursed Funds  | 2023                      |     | 012 | 1002 | 000                                      | -----   | 2,000,000.00   | -----                 | 499,016.58  | -----                           |
|  | 2022                      |     |     |      |  | 545,082.29  | -----  | -----                 | 544,865.87  | -----                           |
|  | 2021                      |     |     |      |  | 6,727,066.88  | -----  | -----                 | 1,342,922.41  | -----                           |
|  | 2020                      |     |     |      |  | 5,000,000.00  | -----  | -----                 | -----   | -----                           |
|  | 2019                      |     |     |      |  | 1,976,912.05  | -----  | -----                 | 144,244.58  | -----                           |
|  | 2018                      |     |     |      |  | 1,452,565.52  | -----  | -469,554.19           | 347,519.75  | 635,491.58                      |
|  | No Year                   |     |     |      |  | 266,656,547.95  | -----  | -----                 | 25,925,623.53   | -----                           |
|  | Subtotal                  |     | 012 | 1002 | 000                                      | 282,358,174.69  | 2,000,000.00   | -469,554.19           | 28,804,192.72   | 635,491.58                      |
| Farm Security and Rural Investment Programs, Natural Resources<br>Conservation Service, Agriculture<br>Fund Resources: |                           |     |     |      |  |   |  |                       |   |                                 |
| Undisbursed Funds  | 2023-2031                 |     | 012 | 1004 | 000                                      | -----   | 850,000,000.00   | -----                 | 39,564,594.74   | -----                           |
|  | 2023                      |     |     |      |  | -----   | 5,000,000.00   | -----                 | 1,039,381.47  | <sup>5</sup> 285,000.00         |

Footnotes at End of Chapter

## Appropriations, Outlays, and Balances - Continued

| Appropriation or Fund Account<br><br>Title  | Account Symbol            |     |     |      | Balances,<br>Beginning of<br>Fiscal Year | Appropriations<br>and Other<br>Obligational<br>Authority <sup>1</sup> | Transfers<br>Borrowings<br>and<br>Investment<br>(Net) <sup>2</sup> | Outlays<br>(Net) | Balances<br>Withdrawn<br>and Other<br>Transactions <sup>3</sup> | Balances, End<br>of Fiscal Year |                   |
|---|---------------------------|-----|-----|------|--|---|--|------------------|---|---------------------------------|-------------------|
|   | Period of<br>Availability | ATA | AID | MAIN |  |   |  |                  |   |                                 | SUB               |
|   | 2019-2023                 |     |     |      | 57,376,888.87                            | -----   | -----  | 17,980,465.14    | -----   | 39,396,423.73                   |                   |
|   | 2022                      |     |     |      | 3,476,854.95                             | -----   | -----  | 1,355,626.51     | -----   | 2,121,228.44                    |                   |
|   | 2021                      |     |     |      | 7,233,644.64                             | -----   | -----  | 2,500,421.84     | -----   | 4,733,222.80                    |                   |
|   | 2020-2021                 |     |     |      | 4,486,345.95                             | -----   | -----  | 1,263,246.58     | -----   | 3,223,099.37                    |                   |
|   | 2020                      |     |     |      | 3,853,453.09                             | -----   | -----  | 944,001.03       | -----   | 2,909,452.06                    |                   |
|   | 2019                      |     |     |      | 1,406,641.12                             | -----   | -----  | 186,970.23       | -----   | 1,219,670.89                    |                   |
|   | 2018                      |     |     |      | 1,562,255.92                             | -----   | -----  | 202,863.00       | -----   | <sup>9</sup> 1,359,392.92       |                   |
|   | 2017                      |     |     |      | 828,463.14                               | -----   | -----  | 37,010.91        | -----   | <sup>10</sup> 791,452.23        |                   |
|   | 2016                      |     |     |      | 836,351.52                               | -----   | -----  | 3,359.68         | -----   | <sup>11</sup> 832,991.84        |                   |
|   | 2015                      |     |     |      | 985,684.38                               | -----   | -----  | 1,119.53         | -----   | <sup>12</sup> 984,564.85        |                   |
|   | 2014                      |     |     |      | 40,507,580.76                            | -----   | -----  | -13,882.06       | -----   | <sup>13</sup> 40,521,462.82     |                   |
|   | 2013                      |     |     |      | 325,913,428.86                           | -----   | -----  | 1,187,437.64     | -----   | <sup>14</sup> 324,725,991.22    |                   |
|   | 2012                      |     |     |      | 318,996,738.27                           | -----   | -----  | 935,010.70       | -----   | <sup>15</sup> 318,061,727.57    |                   |
|   | 2011                      |     |     |      | 223,800,777.27                           | -----   | -----  | 1,278,239.36     | -----   | <sup>16</sup> 222,522,537.91    |                   |
|   | 2010                      |     |     |      | 180,837,719.51                           | -----   | -----  | 1,332,758.60     | -----   | <sup>17</sup> 179,504,960.91    |                   |
|   | 2009                      |     |     |      | 133,377,843.90                           | -----   | -----  | 561,251.77       | -----   | <sup>18</sup> 132,816,592.13    |                   |
|   | 2008                      |     |     |      | 236,812,758.67                           | -----   | -----  | -1,045.60        | -----   | <sup>19</sup> 236,813,804.27    |                   |
|   | 2007                      |     |     |      | 261,959,845.18                           | -----   | -----  | 64,097.63        | -----   | <sup>19</sup> 261,895,747.55    |                   |
|   | 2006                      |     |     |      | 362,123,923.93                           | -----   | -----  | 211,379.00       | -----   | <sup>19</sup> 361,912,544.93    |                   |
|   | 2005                      |     |     |      | 477,665,145.05                           | -----   | -----  | 428,248.81       | -----   | <sup>19</sup> 477,236,896.24    |                   |
|   | 2004                      |     |     |      | 62,393,069.38                            | -----   | -----  | 583,634.65       | -----   | <sup>19</sup> 61,809,434.73     |                   |
|   | 2003                      |     |     |      | 25,554,893.00                            | -----   | -----  | 139,930.04       | -----   | <sup>20</sup> 25,414,962.96     |                   |
|   | 2002                      |     |     |      | 7,181,471.50                             | -----   | -----  | -----            | -----   | <sup>20</sup> 7,181,471.50      |                   |
|   | No Year                   |     |     |      | 8,933,753,517.39                         | 3,953,887,000.00  | -----  | 3,272,604,987.11 | <sup>5</sup> 228,519,555.00                                     | 9,386,515,975.28                |                   |
|   | Subtotal                  |     | 012 | 1004 | 000                                      | 11,672,925,296.25   | 4,808,887,000.00   | -----            | 3,344,391,108.31  | 228,804,555.00                  | 12,908,616,632.94 |
| Urban Agriculture and Innovative Production, Natural Resource and Conservation Service, Agriculture Fund Resources: |                           |     |     |      |  |   |  |                  |   |                                 |                   |
| Undisbursed Funds   | 2023                      |     | 012 | 1005 | 000                                      | -----   | 8,500,000.00   | -----            | 198,773.49  | -----                           | 8,301,226.51      |
| Resource Conservation and Development, Natural Resources Conservation Service, Agriculture Fund Resources:          |                           |     |     |      |  |   |  |                  |   |                                 |                   |
| Undisbursed Funds   | No Year                   |     | 012 | 1010 | 000                                      | 72,428.93   | -----  | -----            | -----   | -----                           | 72,428.93         |
| Watershed and Flood Prevention Operations, Natural Resources Conservation Service, Agriculture Fund Resources:      |                           |     |     |      |  |   |  |                  |   |                                 |                   |
| Undisbursed Funds   | 2023                      |     | 012 | 1072 | 000                                      | -----   | 50,000,000.00  | -----            | 1,733,722.22  | <sup>5</sup> 2,850,000.00       | 45,416,277.78     |
|   | 2022                      |     |     |      | 46,994,547.01                            | -----   | -----  | 4,339,252.78     | -----   | 42,655,294.23                   |                   |
|   | 2021                      |     |     |      | 41,511,690.19                            | -----   | -----  | 12,443,199.76    | -----   | 29,068,490.43                   |                   |
|   | 2020                      |     |     |      | 36,791,060.18                            | -----   | -----  | 8,769,567.44     | -----   | 28,021,492.74                   |                   |
|   | 2019                      |     |     |      | 34,018,466.91                            | -----   | -----  | 2,660,274.76     | -----   | 31,358,192.15                   |                   |

Footnotes at End of Chapter

Appropriations, Outlays, and Balances - Continued

| Appropriation or Fund Account<br><br>Title   | Account Symbol            |     |     |      | Balances,<br>Beginning of<br>Fiscal Year | Appropriations<br>and Other<br>Obligational<br>Authority <sup>1</sup> | Transfers<br>Borrowings<br>and<br>Investment<br>(Net) <sup>2</sup> | Outlays<br>(Net) | Balances<br>Withdrawn<br>and Other<br>Transactions <sup>3</sup> | Balances, End<br>of Fiscal Year |                   |
|--|---------------------------|-----|-----|------|--|---|--|------------------|---|---------------------------------|-------------------|
|  | Period of<br>Availability | ATA | AID | MAIN |  |   |  |                  |   |                                 | SUB               |
|  | No Year                   |     |     |      | 2,115,193,686.98                         | 1,000,000,000.00  | -----  | 247,423,346.23   | -----   | 2,867,770,340.75                |                   |
|  | Subtotal                  |     | 012 | 1072 | 000                                      | 2,274,509,451.27  | -----  | 277,369,363.19   | 2,850,000.00  | 3,044,290,088.08                |                   |
| Healthy Forests Reserve Program, Natural Resources Conservation Service, Agriculture Fund Resources:     |                           |     |     |      |  |   |  |                  |   |                                 |                   |
| Undisbursed Funds  | No Year                   |     | 012 | 1090 | 000                                      | 93.00   | -----  | -----            | -----   | 7,000,093.00                    |                   |
| Water Bank Program, Natural Resources Conservation Service, Agriculture Fund Resources:                  |                           |     |     |      |  |   |  |                  |   |                                 |                   |
| Undisbursed Funds  | No Year                   |     | 012 | 3320 | 000                                      | 19,602,490.52   | -----  | 3,961,342.06     | -----   | 19,641,148.46                   |                   |
| Wildlife Habitat Incentives Program, Natural Resources Conservation Service, Agriculture Fund Resources: |                           |     |     |      |  |   |  |                  |   |                                 |                   |
| Undisbursed Funds  | 2001                      |     | 012 | 3322 | 000                                      | 48,493.67   | -----  | -----            | -----   | <sup>21</sup> 48,493.67         |                   |
| <b>Public Enterprise Funds</b>   |                           |     |     |      |  |   |  |                  |   |                                 |                   |
| Damage Assessment and Restoration Revolving Fund, Agriculture Fund Resources:                            |                           |     |     |      |  |   |  |                  |   |                                 |                   |
| Undisbursed Funds  | No Year                   |     | 012 | 4368 | 000                                      | 19,344,104.77   | -----  | 5,282,000.00     | 5,133,698.51  | 19,492,406.26                   |                   |
| <b>Trust Fund Accounts</b>   |                           |     |     |      |  |   |  |                  |   |                                 |                   |
| Miscellaneous Contributed Funds, Natural Resources Conservation Service, Agriculture Fund Resources:     |                           |     |     |      |  |   |  |                  |   |                                 |                   |
| Undisbursed Funds  | No Year                   |     | 012 | 8210 | 000                                      | 505,119.36  | -----  | 28,175.00        | -----   | 476,944.36                      |                   |
| Total, Natural Resources Conservation Service  |                           |     |     |      |  | 19,947,181,939.96   | 6,821,511,000.00   | 3,043,290.46     | 4,686,977,315.21  | 233,583,298.12                  | 21,851,175,617.09 |
| <b>Rural Development</b>   |                           |     |     |      |  |   |  |                  |   |                                 |                   |
| <b>General Fund Accounts</b>   |                           |     |     |      |  |   |  |                  |   |                                 |                   |
| Salaries and Expenses, Rural Development, Agriculture Fund Resources:                                    |                           |     |     |      |  |   |  |                  |   |                                 |                   |
| Undisbursed Funds  | 2023-2024                 |     | 012 | 0403 | 000                                      | -----   | 5,000,000.00   | -----            | 3,628,217.38  | -----                           | 1,371,782.62      |
|  | 2023                      |     |     |      |  | -----   | 214,157,000.00   | -----            | 133,431,891.39  | <sup>5</sup> 171,000.00         | 80,554,108.61     |
|  | 2022-2023                 |     |     |      |  | -----   | -----  | 4,638,226.00     | -----   | -----                           | 2,899,640.00      |
|  | 2021-2023                 |     |     |      |  | 22,155,126.98   | -----  | -----            | 16,746,754.81   | <sup>5</sup> 3,333,121.57       | 2,075,250.60      |
|  | 2022                      |     |     |      |  | 112,742,961.29  | -----  | -4,638,226.00    | 90,683,555.00   | -----                           | 17,421,180.29     |
|  | 2021                      |     |     |      |  | 8,697,492.30  | -----  | -----            | 3,054,504.90  | -----                           | 5,642,987.40      |
|  | 2020-2021                 |     |     |      |  | 285,701.35  | -----  | -----            | -----   | -----                           | 285,701.35        |
|  | 2020                      |     |     |      |  | 16,939,172.29   | -----  | -----            | 10,351,157.82   | -----                           | 6,588,014.47      |
|  | 2019-2020                 |     |     |      |  | 3,324.86  | -----  | -----            | -----   | -----                           | 3,324.86          |
|  | 2019                      |     |     |      |  | 6,074,860.36  | -----  | -----            | 36,013.77   | -----                           | 6,038,846.59      |
|  | 2018-2019                 |     |     |      |  | 0.04  | -----  | -----            | -----   | -----                           | 0.04              |
|  | 2018                      |     |     |      |  | 5,211,972.43  | -----  | -4,500,000.00    | 63,491.16   | 648,481.27                      | -----             |
|  | 2017-2018                 |     |     |      |  | 392,991.41  | -----  | -392,991.00      | -----   | 0.41                            | -----             |

Footnotes at End of Chapter

## Appropriations, Outlays, and Balances - Continued

| Appropriation or Fund Account<br><br>Title  | Account Symbol            |     |     |      | Balances,<br>Beginning of<br>Fiscal Year | Appropriations<br>and Other<br>Obligational<br>Authority <sup>1</sup> | Transfers<br>Borrowings<br>and<br>Investment<br>(Net) <sup>2</sup> | Outlays<br>(Net) | Balances<br>Withdrawn<br>and Other<br>Transactions <sup>3</sup> | Balances, End<br>of Fiscal Year |                            |
|---|---------------------------|-----|-----|------|--|---|--|------------------|---|---------------------------------|----------------------------|
|   | Period of<br>Availability | ATA | AID | MAIN |  |   |  |                  |   |                                 | SUB                        |
|   | No Year                   |     |     |      | 49,675,178.72                            | 135,000,000.00  | 25,517,000.00  | 100,842,421.50   | <sup>5</sup> 2,429,922.54                                       | 106,919,834.68                  |                            |
|   | Subtotal                  |     | 012 | 0403 | 000                                      | 222,178,782.03  | 354,157,000.00   | 20,624,009.00    | 360,576,593.73  | 6,582,525.79                    | 229,800,671.51             |
| Rural Development Disaster Assistance Fund, Rural Development,<br>Agriculture<br>Fund Resources:<br>Undisbursed Funds | No Year                   |     | 012 | 0405 | 000                                      | 7,105,414.77  | -----  | -----            | -----   | -----                           | 7,105,414.77               |
| Total, Rural Development  |                           |     |     |      |  | 229,284,196.80  | 354,157,000.00   | 20,624,009.00    | 360,576,593.73  | 6,582,525.79                    | 236,906,086.28             |
| <b>Rural Housing Service</b>  |                           |     |     |      |  |   |  |                  |   |                                 |                            |
| <b>General Fund Accounts</b>  |                           |     |     |      |  |   |  |                  |   |                                 |                            |
| Rental Assistance Program, Rural Housing Service, Agriculture<br>Fund Resources:<br>Undisbursed Funds                 | 2023                      |     | 012 | 0137 | 000                                      | -----   | 1,487,926,000.00   | -----            | 114,236,811.77  | -----                           | 1,373,689,188.23           |
|   | 2022-2023                 |     |     |      |  | 39,989,815.01   | -----  | -----            | -10,184.99  | -----                           | 40,000,000.00              |
|   | 2022                      |     |     |      |  | 1,280,005,057.44  | -----  | -----            | 907,104,870.03  | -----                           | 372,900,187.41             |
|   | 2021-2022                 |     |     |      |  | 59,643,998.91   | -----  | -----            | 31,451,376.73   | -----                           | 28,192,622.18              |
|   | 2021                      |     |     |      |  | 351,973,821.53  | -----  | -----            | 329,731,754.11  | -----                           | 22,242,067.42              |
|   | 2020-2021                 |     |     |      |  | 25,732,133.19   | -----  | -----            | 23,525,214.82   | -----                           | 2,206,918.37               |
|   | 2020                      |     |     |      |  | 10,657,354.89   | -----  | -----            | 6,319,795.92  | -----                           | 4,337,558.97               |
|   | 2019-2020                 |     |     |      |  | 1,489,781.64  | -----  | -----            | 1,139,985.31  | -----                           | 349,796.33                 |
|   | 2019                      |     |     |      |  | 6,631,884.22  | -----  | -----            | 1,053,669.84  | -----                           | 5,578,214.38               |
|   | 2018-2019                 |     |     |      |  | 670,121.50  | -----  | -----            | 235,758.27  | -----                           | 434,363.23                 |
|   | 2018                      |     |     |      |  | 6,221,187.82  | -----  | -----            | 246,975.83  | -----                           | <sup>22</sup> 5,974,211.99 |
|   | 2017-2018                 |     |     |      |  | 97,602.40   | -----  | -----            | -----   | -----                           | <sup>23</sup> 97,602.40    |
|   | 2017                      |     |     |      |  | 3,554,078.58  | -----  | -----            | 177,566.86  | -----                           | <sup>23</sup> 3,376,511.72 |
|   | 2016                      |     |     |      |  | 3,735,869.91  | -----  | -----            | 176,279.59  | -----                           | <sup>24</sup> 3,559,590.32 |
|   | 2015                      |     |     |      |  | 2,066,150.77  | -----  | -----            | 64,695.34   | -----                           | <sup>25</sup> 2,001,455.43 |
|   | 2014                      |     |     |      |  | 1,628,598.85  | -----  | -----            | 43,650.57   | -----                           | <sup>26</sup> 1,584,948.28 |
|   | 2013                      |     |     |      |  | 1,512,834.01  | -----  | -----            | 24,546.69   | -----                           | <sup>27</sup> 1,488,287.32 |
|   | 2012                      |     |     |      |  | 2,118,459.94  | -----  | -----            | 176,461.09  | -----                           | <sup>28</sup> 1,941,998.85 |
|   | 2011                      |     |     |      |  | 1,842,845.62  | -----  | -----            | 23,078.09   | -----                           | <sup>29</sup> 1,819,767.53 |
|   | 2010                      |     |     |      |  | 1,601,582.41  | -----  | -----            | 89,660.46   | -----                           | <sup>29</sup> 1,511,921.95 |
|   | 2009-2010                 |     |     |      |  | 964,249.36  | -----  | -----            | 15,541.57   | -----                           | <sup>29</sup> 948,707.79   |
|   | 2008-2009                 |     |     |      |  | 393,475.05  | -----  | -----            | 338.43  | -----                           | <sup>30</sup> 393,136.62   |
|   | 2007-2008                 |     |     |      |  | 848,813.70  | -----  | -----            | 39,738.40   | -----                           | <sup>31</sup> 809,075.30   |
|   | 2006                      |     |     |      |  | 1,537,657.63  | -----  | -----            | 9,463.85  | -----                           | <sup>32</sup> 1,528,193.78 |
|   | 2005                      |     |     |      |  | 853,137.12  | -----  | -----            | 2,209.56  | -----                           | <sup>33</sup> 850,927.56   |
|   | 2004                      |     |     |      |  | 297,814.02  | -----  | -----            | 1,290.37  | -----                           | <sup>34</sup> 296,523.65   |
|   | 2003                      |     |     |      |  | 1,143,479.26  | -----  | -----            | 167,851.43  | -----                           | <sup>35</sup> 975,627.83   |
|   | 2002                      |     |     |      |  | 940,067.25  | -----  | -----            | 2,752.80  | -----                           | <sup>36</sup> 937,314.45   |

Footnotes at End of Chapter

Appropriations, Outlays, and Balances - Continued

| Appropriation or Fund Account<br><br>Title   | Account Symbol            |     |     |             | Balances,<br>Beginning of<br>Fiscal Year | Appropriations<br>and Other<br>Obligational<br>Authority <sup>1</sup> | Transfers<br>Borrowings<br>and<br>Investment<br>(Net) <sup>2</sup> | Outlays<br>(Net) | Balances<br>Withdrawn<br>and Other<br>Transactions <sup>3</sup> | Balances, End<br>of Fiscal Year |                            |
|--|---------------------------|-----|-----|-------------|--|---|--|------------------|---|---------------------------------|----------------------------|
|  | Period of<br>Availability | ATA | AID | MAIN<br>SUB |  |   |  |                  |   |                                 |                            |
|  | 2001                      |     |     |             | 149,490.67                               | -----   | -----  | 2,737.19         | -----   | <sup>37</sup> 146,753.48        |                            |
|  | 2000                      |     |     |             | 877,005.36                               | -----   | -----  | 9,169.12         | -----   | <sup>38</sup> 867,836.24        |                            |
|  | 1999                      |     |     |             | 146,860.16                               | -----   | -----  | 405.72           | -----   | <sup>38</sup> 146,454.44        |                            |
|  | 1998                      |     |     |             | 406,799.82                               | -----   | -----  | 877.64           | -----   | <sup>39</sup> 405,922.18        |                            |
|  | 1997                      |     |     |             | 263,450.09                               | -----   | -----  | 471.78           | -----   | <sup>40</sup> 262,978.31        |                            |
|  | 1996                      |     |     |             | 44,578.80                                | -----   | -----  | 1,474.82         | -----   | <sup>41</sup> 43,103.98         |                            |
|  | 1995                      |     |     |             | 95,673.89                                | -----   | -----  | 212.00           | -----   | <sup>42</sup> 95,461.89         |                            |
|  | 1994                      |     |     |             | 57,750.44                                | -----   | -----  | -----            | -----   | <sup>43</sup> 57,750.44         |                            |
|  | 1993                      |     |     |             | 64,754.45                                | -----   | -----  | 9.04             | -----   | <sup>44</sup> 64,745.41         |                            |
|  | 1992                      |     |     |             | 202,947.71                               | -----   | -----  | -----            | -----   | <sup>44</sup> 202,947.71        |                            |
|  | No Year                   |     |     |             | 302,174.50                               | 2,321,863.81  | -----  | 2,321,863.81     | -----   | 302,174.50                      |                            |
| Authority to Borrow from the Treasury  |                           |     |     |             | 14,838,101.54                            | -----   | -----  | -----            | 2,321,863.81  | 12,516,237.73                   |                            |
|  | Subtotal                  |     | 012 | 0137        | 000                                      | 1,825,601,459.46  | 1,490,247,863.81   | -----            | 1,418,388,373.86  | 2,321,863.81                    | 1,895,139,085.60           |
| Rural Community Facilities Program Account, Rural Housing Service,<br>Agriculture<br>Fund Resources:   |                           |     |     |             |  |   |  |                  |   |                                 |                            |
| Undisbursed Funds  | 2021-2023                 |     | 012 | 1951        | 000                                      | 422,813,616.67  | -1,781,051.89  | -----            | 68,016,090.33   | -----                           | 353,016,474.45             |
|  | 2020                      |     |     |             |  | 402,475.82  | -----  | -----            | 402,475.82  | -----                           | -----                      |
|  | No Year                   |     |     |             |  | 434,384,852.99  | 569,095,377.00   | -----            | 251,090,147.25  | -----                           | 752,390,082.74             |
|  | Subtotal                  |     | 012 | 1951        | 000                                      | 857,600,945.48  | 567,314,325.11   | -----            | 319,508,713.40  | -----                           | 1,105,406,557.19           |
| Expenses, Rural Housing Assistance Grants, Rural Housing Service,<br>Agriculture<br>Fund Resources:    |                           |     |     |             |  |   |  |                  |   |                                 |                            |
| Undisbursed Funds  | No Year                   |     | 012 | 1953        | 000                                      | 82,544,720.45   | 111,000,000.00   | -----            | 48,968,637.49   | -----                           | 144,576,082.96             |
| Rural Housing Voucher Account, Rural Housing Service, Agriculture<br>Fund Resources:                   |                           |     |     |             |  |   |  |                  |   |                                 |                            |
| Undisbursed Funds  | No Year                   |     | 012 | 2002        | 000                                      | 52,038,368.24   | 48,000,000.00  | -----            | 33,086,016.12   | -----                           | 66,952,352.12              |
| Mutual and Self-Help Housing Grants, Rural Housing Service,<br>Agriculture<br>Fund Resources:          |                           |     |     |             |  |   |  |                  |   |                                 |                            |
| Undisbursed Funds  | No Year                   |     | 012 | 2006        | 000                                      | 63,872,024.92   | 32,000,000.00  | -----            | 36,643,137.75   | -----                           | 59,228,887.17              |
| Rural Housing Insurance Fund Program Account, Rural Housing Service,<br>Agriculture<br>Fund Resources: |                           |     |     |             |  |   |  |                  |   |                                 |                            |
| Undisbursed Funds  | 2023                      |     | 012 | 2081        | 000                                      | -----   | 497,423,837.00   | -----            | 460,735,629.43  | -----                           | 36,688,207.57              |
|  | 2021-2023                 |     |     |             |  | 36,163,220.38   | -5,390,217.13  | -----            | 25,679,573.78   | -----                           | 5,093,429.47               |
|  | 2022                      |     |     |             |  | 15,132,208.29   | -----  | -----            | 7,636,986.86  | -----                           | 7,495,221.43               |
|  | 2021                      |     |     |             |  | 10,808,725.18   | -----  | -----            | 2,764,669.79  | -----                           | 8,044,055.39               |
|  | 2020                      |     |     |             |  | 5,344,075.52  | -----  | -----            | 893,705.78  | -----                           | 4,450,369.74               |
|  | 2019                      |     |     |             |  | 5,374,395.09  | -----  | -----            | 697,704.51  | -----                           | 4,676,690.58               |
|  | 2018-2019                 |     |     |             |  | 12,592,024.46   | -----  | -----            | 10,136.90   | -----                           | 12,581,887.56              |
|  | 2018                      |     |     |             |  | 3,339,895.69  | -----  | -----            | 48,696.54   | -----                           | <sup>45</sup> 3,291,199.15 |

Footnotes at End of Chapter

## Appropriations, Outlays, and Balances - Continued

| Appropriation or Fund Account<br><br>Title  | Account Symbol               |     |     |      | Balances,<br>Beginning of<br>Fiscal Year | Appropriations<br>and Other<br>Obligational<br>Authority <sup>1</sup> | Transfers<br>Borrowings<br>and<br>Investment<br>(Net) <sup>2</sup> | Outlays<br>(Net) | Balances<br>Withdrawn<br>and Other<br>Transactions <sup>3</sup> | Balances, End<br>of Fiscal Year |                  |
|---|------------------------------|-----|-----|------|--|---|--|------------------|---|---------------------------------|------------------|
|   | Period of<br>Availability    | ATA | AID | MAIN |  |   |  |                  |   |                                 | SUB              |
|   | 2017                         |     |     |      | 5,603,126.71                             | -----   | -----  | 960,195.00       | -----   | <sup>46</sup> 4,642,931.71      |                  |
|   | 2016                         |     |     |      | 3,761,189.07                             | -----   | -----  | 51.18            | -----   | <sup>47</sup> 3,761,137.89      |                  |
|   | 2014                         |     |     |      | 1,506,504.76                             | -----   | -----  | -977.87          | -----   | <sup>26</sup> 1,507,482.63      |                  |
|   | No Year                      |     |     |      | 214,075,505.52                           | 262,802,548.00  | -----  | 233,332,398.96   | -----   | 243,545,654.56                  |                  |
|   | Subtotal                     |     | 012 | 2081 | 000                                      | 313,700,870.67  | 754,836,167.87   | -----            | 732,758,770.86  | -----                           | 335,778,267.68   |
| <b>Public Enterprise Funds</b>  |                              |     |     |      |  |   |  |                  |   |                                 |                  |
| Rural Housing Insurance Fund, Liquidating Account, Rural Housing Service, Agriculture Fund Resources: |                              |     |     |      |  |   |  |                  |   |                                 |                  |
|   | No Year                      |     | 012 | 4141 | 000                                      | 92,572,563.41   | -----  | -----            | -361,802,755.75   | <sup>5</sup> 311,293,700.10     | 143,081,619.06   |
|   | Total, Rural Housing Service |     |     |      |  | 3,287,930,952.63  | 3,003,398,356.79   | -----            | 2,227,550,893.73  | 313,615,563.91                  | 3,750,162,851.78 |
| <b>Rural Business - Cooperative Service</b>   |                              |     |     |      |  |   |  |                  |   |                                 |                  |
| <b>General Fund Accounts</b>  |                              |     |     |      |  |   |  |                  |   |                                 |                  |
| Healthy Foods Financing Initiative, Rural Business-Cooperative Service, Agriculture Fund Resources:   |                              |     |     |      |  |   |  |                  |   |                                 |                  |
|   | 2021-2022                    |     | 012 | 0015 | 000                                      | 5,000,000.00  | -----  | -----            | 100,660.66  | -----                           | 4,899,339.34     |
|   | 2020-2021                    |     |     |      |  | 3,999,697.78  | -----  | -----            | 2,389,623.21  | -----                           | 1,610,074.57     |
|   | 2018-2019                    |     |     |      |  | 4,053.69  | -----  | -----            | -----   | -----                           | 4,053.69         |
|   | 2017-2018                    |     |     |      |  | 0.28  | -----  | -----            | -----   | 0.28                            | -----            |
|   | No Year                      |     |     |      |  | 5,000,000.00  | 3,000,000.00   | -----            | -----   | -----                           | 8,000,000.00     |
|   | Subtotal                     |     | 012 | 0015 | 000                                      | 14,003,751.75   | 3,000,000.00   | -----            | 2,490,283.87  | 0.28                            | 14,513,467.60    |
| Rural Cooperative Development Grants, Rural Business-Cooperative Service, Agriculture Fund Resources: |                              |     |     |      |  |   |  |                  |   |                                 |                  |
|   | 2023                         |     | 012 | 1900 | 000                                      | -----   | 12,300,000.00  | -----            | 1,350,129.00  | -----                           | 10,949,871.00    |
|   | 2022                         |     |     |      |  | 10,465,411.00   | -----  | -----            | 6,193,187.09  | -----                           | 4,272,223.91     |
|   | 2021                         |     |     |      |  | 4,269,650.86  | -----  | -----            | 3,820,316.36  | -----                           | 449,334.50       |
|   | 2020                         |     |     |      |  | 799,551.02  | -----  | -----            | 303,795.36  | -----                           | 495,755.66       |
|   | 2019                         |     |     |      |  | 423,794.40  | -----  | -----            | 1,621.77  | -----                           | 422,172.63       |
|   | 2018                         |     |     |      |  | 284,807.33  | -----  | -275,000.00      | -----   | 9,807.33                        | -----            |
|   | No Year                      |     |     |      |  | 127,493,445.77  | 34,383,102.43  | -----            | 46,335,237.29   | <sup>5</sup> 1,084,239.00       | 114,457,071.91   |
|   | Subtotal                     |     | 012 | 1900 | 000                                      | 143,736,660.38  | 46,683,102.43  | -275,000.00      | 58,004,286.87   | 1,094,046.33                    | 131,046,429.61   |
| Rural Business Program Account, Rural Business-Cooperative Service, Agriculture Fund Resources:       |                              |     |     |      |  |   |  |                  |   |                                 |                  |
|   | 2021-2022                    |     | 012 | 1902 | 000                                      | 4,824,616.65  | -----  | -----            | 1,121,053.77  | -----                           | 3,703,562.88     |
|   | 2020-2021                    |     |     |      |  | 6,238,017.85  | -----  | -----            | 1,946,634.59  | -----                           | 4,291,383.26     |
|   | No Year                      |     |     |      |  | 144,744,629.60  | 151,682,819.26   | -----            | 143,361,176.53  | -----                           | 153,066,272.33   |
|   | Subtotal                     |     | 012 | 1902 | 000                                      | 155,807,264.10  | 151,682,819.26   | -----            | 146,428,864.89  | -----                           | 161,061,218.47   |

Footnotes at End of Chapter

Appropriations, Outlays, and Balances - Continued

| Appropriation or Fund Account<br><br>Title  | Account Symbol            |     |     |             | Balances,<br>Beginning of<br>Fiscal Year | Appropriations<br>and Other<br>Obligational<br>Authority <sup>1</sup> | Transfers<br>Borrowings<br>and<br>Investment<br>(Net) <sup>2</sup> | Outlays<br>(Net) | Balances<br>Withdrawn<br>and Other<br>Transactions <sup>3</sup> | Balances, End<br>of Fiscal Year |                            |
|---|---------------------------|-----|-----|-------------|--|---|--|------------------|---|---------------------------------|----------------------------|
|   | Period of<br>Availability | ATA | AID | MAIN<br>SUB |  |   |  |                  |   |                                 |                            |
| Rural Business Investment Program Account, Rural Business -<br>Cooperative Service, Agriculture<br>Fund Resources:  |                           |     |     |             |  |   |  |                  |   |                                 |                            |
| Undisbursed Funds   | No Year                   |     | 012 | 1907        | 000                                      | 2,092,473.00  | 18,205.00  | -----            | 18,205.00   | -----                           | 2,092,473.00               |
| Transfer To:  |                           |     |     |             |  |   |  |                  |   |                                 |                            |
| Small Business Administration   | No Year                   | 073 | 012 | 1907        | 000                                      | 694,414.00  | -----  | -----            | -----   | -----                           | 694,414.00                 |
| Subtotal  |                           |     | 012 | 1907        | 000                                      | 2,786,887.00  | 18,205.00  | -----            | 18,205.00   | -----                           | 2,786,887.00               |
| Rural Energy for America Program, Rural Business-Cooperative Service,<br>Agriculture<br>Fund Resources:             |                           |     |     |             |  |   |  |                  |   |                                 |                            |
| Undisbursed Funds   | 2023-2031                 |     | 012 | 1908        | 000                                      | -----   | 212,090,000.00   | -----            | 1,548,601.18  | -----                           | 210,541,398.82             |
|   | 2022-2031                 |     |     |             |  | 965,000,000.00  | -----  | -----            | 11,245,604.52   | -----                           | 953,754,395.48             |
|   | 2023                      |     |     |             |  | -----   | 35,695.00  | -----            | 17,695.00   | -----                           | 18,000.00                  |
|   | 2022                      |     |     |             |  | 12,418,235.00   | -----  | -----            | 4,201,143.46  | -----                           | 8,217,091.54               |
|   | 2021                      |     |     |             |  | 164,773.83  | -----  | -----            | -----   | -----                           | 164,773.83                 |
|   | 2020                      |     |     |             |  | 32,476.00   | -----  | -----            | -----   | -----                           | 32,476.00                  |
|   | 2019                      |     |     |             |  | 89.20   | -----  | -----            | -----   | -----                           | 89.20                      |
|   | 2018                      |     |     |             |  | 28,098.50   | -----  | -25,000.00       | -----   | 3,098.50                        | -----                      |
|   | No Year                   |     |     |             |  | 105,340,028.30  | 50,000,000.00  | -----            | 36,244,489.24   | <sup>5</sup> 2,850,000.00       | 116,245,539.06             |
| Subtotal  |                           |     | 012 | 1908        | 000                                      | 1,082,983,700.83  | 262,125,695.00   | -25,000.00       | 53,257,533.40   | 2,853,098.50                    | 1,288,973,763.93           |
| Rural Microentrepreneur Assistance Program, Rural Business -<br>Cooperative Service, Agriculture<br>Fund Resources: |                           |     |     |             |  |   |  |                  |   |                                 |                            |
| Undisbursed Funds   | 2023                      |     | 012 | 1955        | 000                                      | -----   | 5,182,400.00   | -----            | 25,000.00   | -----                           | 5,157,400.00               |
|   | 2022                      |     |     |             |  | 3,312,184.36  | -----  | -----            | 2,006,695.09  | -----                           | 1,305,489.27               |
|   | 2021                      |     |     |             |  | 1,778,048.83  | -----  | -----            | 836,941.00  | -----                           | 941,107.83                 |
|   | 2020                      |     |     |             |  | 3,076,230.19  | -----  | -----            | 271,058.51  | -----                           | 2,805,171.68               |
|   | 2019                      |     |     |             |  | 240,711.27  | -----  | -----            | 45,979.41   | -----                           | 194,731.86                 |
|   | No Year                   |     |     |             |  | 1,658,717.84  | 135,527.00   | -----            | 326,203.45  | -----                           | 1,468,041.39               |
| Subtotal  |                           |     | 012 | 1955        | 000                                      | 10,065,892.49   | 5,317,927.00   | -----            | 3,511,877.46  | -----                           | 11,871,942.03              |
| Intermediary Relending Program Fund Account, Rural<br>Business-Cooperative Service, Agriculture<br>Fund Resources:  |                           |     |     |             |  |   |  |                  |   |                                 |                            |
| Undisbursed Funds   | 2023                      |     | 012 | 2069        | 000                                      | -----   | 8,116,811.00   | -----            | 5,250,963.66  | -----                           | 2,865,847.34               |
|   | 2022                      |     |     |             |  | 1,039,833.89  | -----  | -----            | 415,606.82  | -----                           | 624,227.07                 |
|   | 2021                      |     |     |             |  | 1,716,192.86  | -----  | -----            | 616,457.37  | -----                           | 1,099,735.49               |
|   | 2020                      |     |     |             |  | 2,833,730.89  | -----  | -----            | 455,202.65  | -----                           | 2,378,528.24               |
|   | 2019                      |     |     |             |  | 1,441,782.18  | -----  | -----            | 364,508.06  | -----                           | 1,077,274.12               |
|   | 2018                      |     |     |             |  | 880,105.04  | -----  | -----            | 153,086.70  | -----                           | <sup>45</sup> 727,018.34   |
|   | 2017                      |     |     |             |  | 1,802,807.56  | -----  | -----            | -----   | -----                           | <sup>46</sup> 1,802,807.56 |
|   | 2016                      |     |     |             |  | 1,035,064.65  | -----  | -----            | 55,944.31   | -----                           | <sup>47</sup> 979,120.34   |
|   | 2015                      |     |     |             |  | 578,448.14  | -----  | -----            | -----   | -----                           | <sup>25</sup> 578,448.14   |

Footnotes at End of Chapter



## Appropriations, Outlays, and Balances - Continued

| Appropriation or Fund Account<br><br>Title  | Account Symbol            |     |     |      | Balances,<br>Beginning of<br>Fiscal Year | Appropriations<br>and Other<br>Obligational<br>Authority <sup>1</sup> | Transfers<br>Borrowings<br>and<br>Investment<br>(Net) <sup>2</sup> | Outlays<br>(Net) | Balances<br>Withdrawn<br>and Other<br>Transactions <sup>3</sup> | Balances, End<br>of Fiscal Year |                         |
|---|---------------------------|-----|-----|------|--|---|--|------------------|---|---------------------------------|-------------------------|
|   | Period of<br>Availability | ATA | AID | MAIN |  |   |  |                  |   |                                 | SUB                     |
|   | 2014                      |     |     |      | 370,412.07                               | -----   | -----  | -----            | -----   | <sup>28</sup> 370,412.07        |                         |
|   | Subtotal                  |     | 012 | 2069 | 000                                      | 11,698,377.28   | 8,116,811.00   | -----            | 7,311,769.57  | -----                           | 12,503,418.71           |
| Energy Assistance Payments, Rural Business - Cooperative Service,<br>Agriculture<br>Fund Resources:   |                           |     |     |      |  |   |  |                  |   |                                 |                         |
| Undisbursed Funds   | 2022-2031                 |     | 012 | 2073 | 000                                      | 500,000,000.00  | -----  | -----            | 1,443,914.48  | -----                           | 498,556,085.52          |
|   | No Year                   |     |     |      |  | 179,293,040.81  | 7,000,000.00   | -----            | 19,538,606.21   | <sup>5</sup> 399,000.00         | 166,355,434.60          |
|   | Subtotal                  |     | 012 | 2073 | 000                                      | 679,293,040.81  | 7,000,000.00   | -----            | 20,982,520.69   | 399,000.00                      | 664,911,520.12          |
| Rural Economic Development Grants, Rural Business-Cooperative Service,<br>Agriculture<br>Fund Resources:                                      |                           |     |     |      |  |   |  |                  |   |                                 |                         |
| Undisbursed Funds   | No Year                   |     | 012 | 3105 | 000                                      | 823,437,270.06  | 5,000,000.00   | -----            | 61,766,610.82   | <sup>5</sup> 1,276,943.00       | 765,393,716.24          |
| Biorefinery Assistance Program Account, Rural Business - Cooperative<br>Service, Agriculture<br>Fund Resources:                               |                           |     |     |      |  |   |  |                  |   |                                 |                         |
| Undisbursed Funds   | No Year                   |     | 012 | 3106 | 000                                      | 377,702,101.36  | -----  | -----            | -----   | -----                           | 377,702,101.36          |
| Rural Economic Development Loans Program Account, Rural<br>Business-Cooperative Service, Agriculture<br>Fund Resources:                       |                           |     |     |      |  |   |  |                  |   |                                 |                         |
| Undisbursed Funds   | No Year                   |     | 012 | 3108 | 000                                      | 9,342,742.03  | 471,953.34   | -----            | -1,362,141.11   | -----                           | 11,176,836.48           |
| <b>Public Enterprise Funds</b>  |                           |     |     |      |  |   |  |                  |   |                                 |                         |
| Alternative Agricultural Research and Commercialization Revolving<br>Fund, Rural Business-Cooperative Service, Agriculture<br>Fund Resources: |                           |     |     |      |  |   |  |                  |   |                                 |                         |
| Undisbursed Funds   | No Year                   |     | 012 | 4144 | 000                                      | 1,065,703.96  | -----  | -----            | -----   | -----                           | 1,065,703.96            |
| Rural Development Loan Fund, Liquidating Account, Rural<br>Business-Cooperative Service, Agriculture<br>Fund Resources:                       |                           |     |     |      |  |   |  |                  |   |                                 |                         |
| Undisbursed Funds   | No Year                   |     | 012 | 4233 | 000                                      | 355,689.91  | -----  | -----            | -94,415.02  | <sup>5</sup> 445,684.91         | 4,420.02                |
| <b>Total, Rural Business - Cooperative Service</b>  |                           |     |     |      |  | 3,312,279,081.96  | 489,416,513.03   | -300,000.00      | 352,315,396.44  | 6,068,773.02                    | 3,443,011,425.53        |
| <b>Rural Utilities Service</b>  |                           |     |     |      |  |   |  |                  |   |                                 |                         |
| <b>General Fund Accounts</b>  |                           |     |     |      |  |   |  |                  |   |                                 |                         |
| Rural Electrification and Telecommunications Loans Program Account,<br>Rural Utilities Service, Agriculture<br>Fund Resources:                |                           |     |     |      |  |   |  |                  |   |                                 |                         |
| Undisbursed Funds   | 2022-2031                 |     | 012 | 1230 | 000                                      | 10,700,000,000.00   | -----  | -----            | -----   | -----                           | 10,700,000,000.00       |
|   | 2023                      |     |     |      |  | -----   | 1,241,493,140.35   | -----            | 1,241,024,140.35  | -----                           | 469,000.00              |
|   | 2022                      |     |     |      |  | 318,759.00  | -----  | -----            | 35,564.18   | -----                           | 283,194.82              |
|   | 2021                      |     |     |      |  | 2,272,084.15  | -----  | -----            | 181,707.86  | -----                           | 2,090,376.29            |
|   | 2020                      |     |     |      |  | 3,094,394.73  | -----  | -----            | 83,729.11   | -----                           | 3,010,665.62            |
|   | 2019                      |     |     |      |  | 685,456.58  | -----  | -----            | 81,696.11   | -----                           | 603,760.47              |
|   | 2017-2019                 |     |     |      |  | 7,705,370.00  | -----  | -----            | -----   | -----                           | 7,705,370.00            |
|   | 2018                      |     |     |      |  | 67,163.21   | -----  | -----            | 11,140.54   | -----                           | <sup>45</sup> 56,022.67 |

Footnotes at End of Chapter

Appropriations, Outlays, and Balances - Continued

| Appropriation or Fund Account<br><br>Title  | Account Symbol            |     |     |      | Balances,<br>Beginning of<br>Fiscal Year | Appropriations<br>and Other<br>Obligational<br>Authority <sup>1</sup> | Transfers<br>Borrowings<br>and<br>Investment<br>(Net) <sup>2</sup> | Outlays<br>(Net) | Balances<br>Withdrawn<br>and Other<br>Transactions <sup>3</sup> | Balances, End<br>of Fiscal Year |                   |
|---|---------------------------|-----|-----|------|--|---|--|------------------|---|---------------------------------|-------------------|
|   | Period of<br>Availability | ATA | AID | MAIN |  |   |  |                  |   |                                 | SUB               |
|   | 2017                      |     |     |      | 1,231,457.08                             | -----   | -----  | 84,322.96        | -----   | <sup>46</sup> 1,147,134.12      |                   |
|   | 2016                      |     |     |      | 83,606.51                                | -----   | -----  | 1,256.04         | -----   | <sup>47</sup> 82,350.47         |                   |
|   | No Year                   |     |     |      | 59,121,748.48                            | 11,500,000.00   | -2,750,000.00  | 2,573,437.88     | -----   | 65,298,310.60                   |                   |
|   | Subtotal                  |     | 012 | 1230 | 000                                      | 10,774,580,039.74   | 1,252,993,140.35   | -2,750,000.00    | 1,244,076,995.03  | -----                           | 10,780,746,185.06 |
| Rural Telephone Bank Program Account, Rural Utilities Service<br>Fund Resources:  |                           |     |     |      |  |   |  |                  |   |                                 |                   |
| Undisbursed Funds   | 2023                      |     | 012 | 1231 | 000                                      | -----   | 2,307,771.00   | -----            | 2,307,771.00  | -----                           | -----             |
| Distance Learning, Telemedicine and Broadband Program, Rural Utilities<br>Service, Agriculture<br>Fund Resources:                   |                           |     |     |      |  |   |  |                  |   |                                 |                   |
| Undisbursed Funds   | 2020-2021                 |     | 012 | 1232 | 000                                      | 88,949,187.00   | -----  | -----            | 16,909,748.00   | -----                           | 72,039,439.00     |
|   | No Year                   |     |     |      | 4,233,191,075.08                         | 465,916,157.67  | -16,518,000.00   | 176,950,632.61   | -----   | 4,505,638,600.14                |                   |
|   | Subtotal                  |     | 012 | 1232 | 000                                      | 4,322,140,262.08  | 465,916,157.67   | -16,518,000.00   | 193,860,380.61  | -----                           | 4,577,678,039.14  |
| Rural Water and Waste Disposal Program Account, Rural Utilities<br>Service, Agriculture<br>Fund Resources:                          |                           |     |     |      |  |   |  |                  |   |                                 |                   |
| Undisbursed Funds   | No Year                   |     | 012 | 1980 | 000                                      | 3,036,390,971.98  | 1,165,636,123.71   | -6,249,000.00    | 856,194,274.70  | -----                           | 3,339,583,820.99  |
| High Energy Cost Grants, Rural Utilities Service, Agriculture<br>Fund Resources:  |                           |     |     |      |  |   |  |                  |   |                                 |                   |
| Undisbursed Funds   | No Year                   |     | 012 | 2042 | 000                                      | 30,109,615.36   | 10,000,000.00  | -----            | 7,138,610.85  | -----                           | 32,971,004.51     |
| <b>Public Enterprise Funds</b>  |                           |     |     |      |  |   |  |                  |   |                                 |                   |
| Rural Development Insurance Fund, Liquidating Account, Rural Utilities<br>Service, Agriculture<br>Fund Resources:                   |                           |     |     |      |  |   |  |                  |   |                                 |                   |
| Undisbursed Funds   | No Year                   |     | 012 | 4155 | 000                                      | 11,273,169.03   | -----  | -----            | -25,675,323.01  | <sup>5</sup> 30,273,169.03      | 6,675,323.01      |
| Rural Electrification and Telephone Revolving Fund, Liquidating<br>Account, Rural Utilities Service, Agriculture<br>Fund Resources: |                           |     |     |      |  |   |  |                  |   |                                 |                   |
| Undisbursed Funds   | No Year                   |     | 012 | 4230 | 000                                      | 577,727,907.66  | 14,688,797.08  | -24,429,739.34   | 245,666,416.57  | <sup>5</sup> 33,295,797.34      | 289,024,751.49    |
| Total, Rural Utilities Service  |                           |     |     |      |  | 18,752,221,965.85   | 2,911,541,989.81   | -49,946,739.34   | 2,523,569,125.75  | 63,568,966.37                   | 19,026,679,124.20 |
| <b>Foreign Agricultural Service</b>   |                           |     |     |      |  |   |  |                  |   |                                 |                   |
| <b>General Fund Accounts</b>  |                           |     |     |      |  |   |  |                  |   |                                 |                   |
| Public Law 480, Liquidating Account, Foreign Agriculture Service,<br>Agriculture<br>Fund Resources:                                 |                           |     |     |      |  |   |  |                  |   |                                 |                   |
| Undisbursed Funds   | No Year                   |     | 012 | 2274 | 000                                      | <sup>7</sup> 9,542,683.32   | -----  | -----            | -36,428,512.65  | <sup>5</sup> 36,715,588.08      | 9,255,607.89      |
| Public Law 480 Program Account, Agriculture<br>Fund Resources:  |                           |     |     |      |  |   |  |                  |   |                                 |                   |
| Undisbursed Funds   | No Year                   |     | 012 | 2277 | 000                                      | 944,591.02  | 10,360,640.00  | -----            | 10,360,640.00   | -----                           | 944,591.02        |
| Food for Peace Title II Grants, Foreign Agricultural Service,   |                           |     |     |      |  |   |  |                  |   |                                 |                   |

Footnotes at End of Chapter

## Appropriations, Outlays, and Balances - Continued

| Appropriation or Fund Account<br><br>Title  | Account Symbol            |     |     |      | Balances,<br>Beginning of<br>Fiscal Year | Appropriations<br>and Other<br>Obligational<br>Authority <sup>1</sup> | Transfers<br>Borrowings<br>and<br>Investment<br>(Net) <sup>2</sup> | Outlays<br>(Net) | Balances<br>Withdrawn<br>and Other<br>Transactions <sup>3</sup> | Balances, End<br>of Fiscal Year |                  |
|---|---------------------------|-----|-----|------|--|---|--|------------------|---|---------------------------------|------------------|
|   | Period of<br>Availability | ATA | AID | MAIN |  |   |  |                  |   |                                 | SUB              |
| Agriculture<br>Fund Resources:  |                           |     |     |      |  |   |  |                  |   |                                 |                  |
| Undisbursed Funds   | 2021-2022                 |     | 012 | 2278 | 000                                      | 16,447,581.48   | -----  | -----            | 11,931,027.02   | -----                           | 4,516,554.46     |
|   | No Year                   |     |     |      |  | 358,083,314.89  | 450,000,000.00   | 83,678,342.20    | 576,127,780.50  | -----                           | 315,633,876.59   |
| Transfer To:  |                           |     |     |      |  |   |  |                  |   |                                 |                  |
| United States Agency for International Development  | 2021-2022                 | 072 | 012 | 2278 | 000                                      | 15,005,701.73   | -----  | -----            | 5,872,565.88  | -----                           | 9,133,135.85     |
|   | No Year                   |     |     |      |  | 1,415,420,975.61  | 1,350,000,000.00   | -83,678,342.20   | 1,203,617,004.58  | -----                           | 1,478,125,628.83 |
|   | Subtotal                  |     | 012 | 2278 | 000                                      | 1,804,957,573.71  | 1,800,000,000.00   | -----            | 1,797,548,377.98  | -----                           | 1,807,409,195.73 |
| Salaries and Expenses, Foreign Agricultural Service, Agriculture<br>Fund Resources:   |                           |     |     |      |  |   |  |                  |   |                                 |                  |
| Undisbursed Funds   | 2023-2024                 |     | 012 | 2900 | 000                                      | -----   | 14,239,800.00  | -----            | 978,649.03  | -----                           | 13,261,150.97    |
|   | 2023                      |     |     |      |  | -----   | 219,590,200.00   | -----            | 168,027,146.47  | -----                           | 51,563,053.53    |
|   | 2022-2023                 |     |     |      |  | 13,718,640.00   | -----  | -----            | 13,301,168.07   | -----                           | 417,471.93       |
|   | 2022                      |     |     |      |  | 49,384,285.36   | -----  | -----            | 32,015,998.72   | -----                           | 17,368,286.64    |
|   | 2021-2022                 |     |     |      |  | 497,478.88  | -----  | -----            | 301,134.97  | -----                           | 196,343.91       |
|   | 2021                      |     |     |      |  | 18,948,076.74   | -----  | -----            | 2,553,308.61  | -----                           | 16,394,768.13    |
|   | 2020-2021                 |     |     |      |  | 1,989,984.99  | -----  | -----            | 64,930.24   | -----                           | 1,925,054.75     |
|   | 2020                      |     |     |      |  | 19,530,209.79   | -----  | -----            | 2,556,188.96  | -----                           | 16,974,020.83    |
|   | 2019-2020                 |     |     |      |  | 485,876.99  | -----  | -----            | -----   | -----                           | 485,876.99       |
|   | 2019                      |     |     |      |  | 18,253,272.27   | -----  | -----            | 1,482,662.80  | -----                           | 16,770,609.47    |
|   | 2018-2019                 |     |     |      |  | 417,644.26  | -----  | -----            | -----   | -----                           | 417,644.26       |
|   | 2018                      |     |     |      |  | 4,106,535.14  | -----  | -2,500,000.00    | -140,581.86   | 1,747,117.00                    | -----            |
|   | 2017-2018                 |     |     |      |  | 1,084,029.37  | -----  | -1,000,000.00    | -----   | 84,029.37                       | -----            |
|   | No Year                   |     |     |      |  | 33,537,820.17   | 4,500,000.00   | -----            | 6,585,047.92  | -----                           | 31,452,772.25    |
|   | Subtotal                  |     | 012 | 2900 | 000                                      | 161,953,853.96  | 238,330,000.00   | -3,500,000.00    | 227,725,653.93  | 1,831,146.37                    | 167,227,053.66   |
| McGovern-Dole International Food for Education and Child Nutrition<br>Program, Foreign Agricultural Service, Agriculture<br>Fund Resources: |                           |     |     |      |  |   |  |                  |   |                                 |                  |
| Undisbursed Funds   | No Year                   |     | 012 | 2903 | 000                                      | 896,144,717.41  | 248,331,000.00   | -----            | 224,514,871.88  | -----                           | 919,960,845.53   |
| <b>Trust Fund Accounts</b>  |                           |     |     |      |  |   |  |                  |   |                                 |                  |
| Miscellaneous Contributed Funds, Foreign Agricultural Service,<br>Agriculture<br>Fund Resources:  |                           |     |     |      |  |   |  |                  |   |                                 |                  |
| Undisbursed Funds   | No Year                   |     | 012 | 8232 | 000                                      | 2,143,937.14  | -----  | -----            | -----   | -----                           | 2,143,937.14     |
| Foreign Service National Separation Liability Trust Fund, Foreign<br>Agricultural Service, Agriculture<br>Fund Resources:                   |                           |     |     |      |  |   |  |                  |   |                                 |                  |
| Undisbursed Funds   | No Year                   |     | 012 | 8505 | 000                                      | 15,541,051.16   | -----  | -----            | 1,540,784.77  | -----                           | 14,000,266.39    |
| Total, Foreign Agricultural Service   |                           |     |     |      |  | 2,891,228,407.72  | 2,297,021,640.00   | -3,500,000.00    | 2,225,261,815.91  | 38,546,734.45                   | 2,920,941,497.36 |
| <b>Food and Nutrition Service</b>   |                           |     |     |      |  |   |  |                  |   |                                 |                  |

Footnotes at End of Chapter

Appropriations, Outlays, and Balances - Continued

| Appropriation or Fund Account<br><br>Title   | Account Symbol         |     |     |      | Balances, Beginning of Fiscal Year | Appropriations and Other Obligational Authority <sup>1</sup> | Transfers Borrowings and Investment (Net) <sup>2</sup> | Outlays (Net) | Balances Withdrawn and Other Transactions <sup>3</sup> | Balances, End of Fiscal Year |                    |
|--|------------------------|-----|-----|------|------------------------------------|--|--|---------------|--|------------------------------|--------------------|
|  | Period of Availability | ATA | AID | MAIN |                                    |  |  |               |  |                              | SUB                |
| <b>General Fund Accounts</b>   |                        |     |     |      |                                    |  |  |               |  |                              |                    |
| Supplemental Nutrition Assistance Program, Food and Nutrition Service, Agriculture Fund Resources: |                        |     |     |      |                                    |  |  |               |  |                              |                    |
| Undisbursed Funds  | 2021-2027              |     | 012 | 3505 | 000                                | 58,122,623.85  | -----  | -----         | 27,821,238.03  | -----                        | 30,301,385.82      |
|  | 2021-2026              |     |     |      |                                    | 24,882,727.84  | -----  | -----         | 663,959.65   | -----                        | 24,218,768.19      |
|  | 2023-2025              |     |     |      |                                    | -----  | 3,000,000,000.00                                       | -----         | -----  | -----                        | 3,000,000,000.00   |
|  | 2023-2024              |     |     |      |                                    | -----  | 1,220,550,000.00                                       | -----         | 437,101,740.49   | -----                        | 783,448,259.51     |
|  | 2022-2024              |     |     |      |                                    | 3,000,000,000.00   | -----  | -----         | -----  | -----                        | 3,000,000,000.00   |
|  | 2023                   |     |     |      |                                    | -----  | 183,634,516,789.00                                     | -----         | 121,065,369,323.68                                     | -----                        | 62,569,147,465.32  |
|  | 2022-2023              |     |     |      |                                    | 788,861,719.05   | -----  | -----         | 665,748,812.27   | -----                        | 123,112,906.78     |
|  | 2021-2023              |     |     |      |                                    | 3,780,595,340.43   | -8,000,000.00  | -----         | 546,660,428.91   | -----                        | 3,225,934,911.52   |
|  | 2022                   |     |     |      |                                    | 38,326,663,306.73  | -----  | -----         | 11,705,650,261.70                                      | -----                        | 26,621,013,045.03  |
|  | 2021-2022              |     |     |      |                                    | 131,692,940.74   | -----  | -----         | 66,425,109.43  | -----                        | 65,267,831.31      |
|  | 2020-2022              |     |     |      |                                    | 3,000,000,000.00   | -----  | -----         | -----  | -----                        | 3,000,000,000.00   |
|  | 2021                   |     |     |      |                                    | 27,196,732,368.90  | -----  | -----         | 74,925,995.09  | -----                        | 27,121,806,373.81  |
|  | 2020-2021              |     |     |      |                                    | 102,586,422.18   | -----  | -----         | 14,636,067.82  | -----                        | 87,950,354.36      |
|  | 2019-2021              |     |     |      |                                    | 2,018,861,623.40   | -----  | -----         | 3,730,798.14   | -----                        | 2,015,130,825.26   |
|  | 2020                   |     |     |      |                                    | 5,756,564,661.26   | -----  | -----         | 9,812,039.50   | -----                        | 5,746,752,621.76   |
|  | 2019-2020              |     |     |      |                                    | 28,563,570.41  | -----  | -----         | 2,003,570.79   | -----                        | 26,559,999.62      |
|  | 2019                   |     |     |      |                                    | 8,048,190,807.52   | -----  | -----         | 5,653,587.50   | -----                        | 8,042,537,220.02   |
|  | 2018-2019              |     |     |      |                                    | 17,375,302.39  | -----  | -----         | -554.00  | -----                        | 17,375,856.39      |
|  | 2017-2019              |     |     |      |                                    | 2,832,249,020.00   | -----  | -----         | -----  | -----                        | 2,832,249,020.00   |
|  | 2018                   |     |     |      |                                    | 5,089,436,413.56   | -----  | -----         | 6,831,917.89   | 5,082,604,495.67             | -----              |
|  | 2017-2018              |     |     |      |                                    | 14,824,771.83  | -----  | -----         | 20,139.05  | 14,804,632.78                | -----              |
|  | 2016-2018              |     |     |      |                                    | 372,247.01   | -----  | -----         | -----  | 372,247.01                   | -----              |
|  | 2015-2018              |     |     |      |                                    | 45,434,079.30  | -----  | -----         | -----  | 45,434,079.30                | -----              |
|  | 2014-2018              |     |     |      |                                    | 112,820.33   | -----  | -----         | -----  | 112,820.33                   | -----              |
|  | No Year                |     |     |      |                                    | 16,107,121.05  | -----  | -----         | 865,460.13   | -----                        | 15,241,660.92      |
|  | Subtotal               |     | 012 | 3505 | 000                                | 100,278,229,887.78   | 187,847,066,789.00                                     | -----         | 134,633,919,896.07                                     | 5,143,328,275.09             | 148,348,048,505.62 |
| Commodity Assistance Program, Food and Nutrition Service, Agriculture Fund Resources:              |                        |     |     |      |                                    |  |  |               |  |                              |                    |
| Undisbursed Funds  | 2023-2024              |     | 012 | 3507 | 000                                | -----  | 484,274,565.00   | -----         | 323,034,585.09   | <sup>5</sup> 1,174,200.00    | 160,065,779.91     |
|  | 2022-2023              |     |     |      |                                    | 216,408,506.52   | -----  | -----         | 195,531,951.16   | -----                        | 20,876,555.36      |
|  | 2021-2022              |     |     |      |                                    | 29,692,421.80  | -----  | -----         | 19,375,241.46  | -----                        | 10,317,180.34      |
|  | 2021                   |     |     |      |                                    | 8,645,341.20   | -----  | -----         | 582,549.48   | -----                        | 8,062,791.72       |
|  | 2020-2021              |     |     |      |                                    | 17,198,605.29  | -----  | -----         | 270,081.56   | -----                        | 16,928,523.73      |
|  | 2020                   |     |     |      |                                    | -----  | -----  | -----         | -0.38  | -----                        | 0.38               |
|  | 2019-2020              |     |     |      |                                    | 3,526,901.46   | -----  | -----         | -----  | -----                        | 3,526,901.46       |
|  | 2018-2019              |     |     |      |                                    | 3,200,355.25   | -----  | -----         | 322,537.00   | -----                        | 2,877,818.25       |

Footnotes at End of Chapter

## Appropriations, Outlays, and Balances - Continued

| Appropriation or Fund Account<br><br>Title   | Account Symbol            |     |     |      | Balances,<br>Beginning of<br>Fiscal Year | Appropriations<br>and Other<br>Obligational<br>Authority <sup>1</sup> | Transfers<br>Borrowings<br>and<br>Investment<br>(Net) <sup>2</sup> | Outlays<br>(Net)  | Balances<br>Withdrawn<br>and Other<br>Transactions <sup>3</sup> | Balances, End<br>of Fiscal Year |
|--|---------------------------|-----|-----|------|--|---|--|-------------------|---|---------------------------------|
|  | Period of<br>Availability | ATA | AID | MAIN |  |   |  |                   |   |                                 |
|  | 2017-2018                 |     |     |      | 2,936,118.93                             | -----   | -----  | 23,756.65         | 2,912,362.28  | -----                           |
|  | Subtotal                  |     | 012 | 3507 | 281,608,250.45                           | 484,274,565.00  | -----  | 539,140,702.02    | 4,086,562.28  | 222,655,551.15                  |
| Nutrition Programs Administration, Food and Nutrition Service,<br>Agriculture<br>Fund Resources:   |                           |     |     |      |  |   |  |                   |   |                                 |
| Undisbursed Funds  | 2023                      |     | 012 | 3508 | -----                                    | 187,348,000.00  | -----  | 137,330,627.00    | -----   | 50,017,373.00                   |
|  | 2022                      |     |     |      | 40,461,851.12                            | -----   | -----  | 25,788,678.05     | -----   | 14,673,173.07                   |
|  | 2021                      |     |     |      | 13,250,211.87                            | -----   | -----  | 1,681,075.19      | -----   | 11,569,136.68                   |
|  | 2019-2021                 |     |     |      | 90,509.95                                | -----   | -----  | 61,327.81         | -----   | 29,182.14                       |
|  | 2020                      |     |     |      | 9,955,158.99                             | -----   | -----  | 6,173.64          | -----   | 9,948,985.35                    |
|  | 2019                      |     |     |      | 4,760,753.79                             | -----   | -----  | 49,338.27         | -----   | 4,711,415.52                    |
|  | 2018                      |     |     |      | 5,622,090.43                             | -----   | -4,088,880.00  | 6,815.67          | 1,526,394.76  | -----                           |
|  | No Year                   |     |     |      | 8,657,353.62                             | -----   | -----  | 73,448.77         | -----   | 8,583,904.85                    |
|  | Subtotal                  |     | 012 | 3508 | 82,797,929.77                            | 187,348,000.00  | -4,088,880.00  | 164,997,484.40    | 1,526,394.76  | 99,533,170.61                   |
| Special Supplemental Nutrition Program for Women, Infants, and<br>Children (WIC), Food and Nutrition Service, Agriculture<br>Fund Resources: |                           |     |     |      |  |   |  |                   |   |                                 |
| Undisbursed Funds  | 2023-2024                 |     | 012 | 3510 | -----                                    | 5,685,000,000.00  | -----  | 3,846,650,701.99  | -----   | 1,838,349,298.01                |
|  | 2021-2024                 |     |     |      | 388,815,773.50                           | -----   | -----  | 31,094,272.02     | -----   | 357,721,501.48                  |
|  | 2022-2023                 |     |     |      | 2,336,657,767.84                         | 503,000,000.00  | -----  | 2,724,541,808.38  | -----   | 115,115,959.46                  |
|  | 2021-2022                 |     |     |      | 447,432,523.06                           | -----   | -----  | 169,033,655.76    | -----   | 278,398,867.30                  |
|  | 2020-2021                 |     |     |      | 38,203,756.54                            | -----   | -----  | 17,702,434.80     | -----   | 20,501,321.74                   |
|  | 2019-2020                 |     |     |      | 12,306,611.70                            | -----   | -----  | 2,373,651.73      | -----   | 9,932,959.97                    |
|  | 2018-2019                 |     |     |      | 18,867,909.46                            | -----   | -----  | 8,617,127.78      | -----   | 10,250,781.68                   |
|  | 2017-2018                 |     |     |      | 8,027,062.65                             | -----   | -----  | 2,085,005.12      | 5,942,057.53  | -----                           |
|  | No Year                   |     |     |      | 224,216,954.36                           | 943,000.00  | -----  | 17,021,557.19     | -----   | 208,138,397.17                  |
|  | Subtotal                  |     | 012 | 3510 | 3,474,528,359.11                         | 6,188,943,000.00  | -----  | 6,819,120,214.77  | 5,942,057.53  | 2,838,409,086.81                |
| Child Nutrition Programs, Food and Nutrition Service, Agriculture<br>Fund Resources:   |                           |     |     |      |  |   |  |                   |   |                                 |
| Undisbursed Funds  | 2023-2024                 |     | 012 | 3539 | -----                                    | 29,764,719,799.00   | -----  | 19,482,806,058.21 | <sup>5</sup> 74,100,000.00                                      | 10,207,813,740.79               |
|  | 2023                      |     |     |      | -----                                    | 250,000.00  | -----  | 44,764.00         | -----   | 205,236.00                      |
|  | 2022-2023                 |     |     |      | 8,456,173,367.67                         | 2,117,000,000.00  | -----  | 8,994,660,546.58  | -----   | 1,578,512,821.09                |
|  | 2022                      |     |     |      | 250,000.00                               | -----   | -----  | 250,000.00        | -----   | -----                           |
|  | 2021-2022                 |     |     |      | 794,049,077.76                           | -----   | -----  | 464,720,438.77    | -----   | 329,328,638.99                  |
|  | 2021                      |     |     |      | 398,472,325.11                           | -----   | -----  | 3,343,934.14      | -----   | 395,128,390.97                  |
|  | 2020-2021                 |     |     |      | 368,777,112.22                           | -----   | -----  | 17,111,100.18     | -----   | 351,666,012.04                  |
|  | 2019-2020                 |     |     |      | 318,430,818.94                           | -----   | -----  | 4,069,138.17      | -----   | 314,361,680.77                  |
|  | 2018-2019                 |     |     |      | 161,327,195.70                           | -----   | -----  | 11,571,096.46     | -----   | 149,756,099.24                  |
|  | 2018                      |     |     |      | 124.00                                   | -----   | -----  | -----             | 124.00  | -----                           |
|  | 2017-2018                 |     |     |      | 168,784,187.05                           | -----   | -----  | 1,687,405.34      | 167,096,781.71  | -----                           |
|  | No Year                   |     |     |      | 598,657,193.30                           | 206,228,125.00  | -----  | 254,276,478.21    | -----   | 550,608,840.09                  |

Footnotes at End of Chapter

Appropriations, Outlays, and Balances - Continued

| Appropriation or Fund Account<br><br>Title  | Account Symbol            |     |     |      | Balances,<br>Beginning of<br>Fiscal Year | Appropriations<br>and Other<br>Obligational<br>Authority <sup>1</sup> | Transfers<br>Borrowings<br>and<br>Investment<br>(Net) <sup>2</sup> | Outlays<br>(Net) | Balances<br>Withdrawn<br>and Other<br>Transactions <sup>3</sup> | Balances, End<br>of Fiscal Year |                    |
|---|---------------------------|-----|-----|------|--|---|--|------------------|---|---------------------------------|--------------------|
|   | Period of<br>Availability | ATA | AID | MAIN |  |   |  |                  |   |                                 | SUB                |
| Total, Food and Nutrition Service   | Subtotal                  |     | 012 | 3539 | 000                                      | 11,264,921,401.75   | 32,088,197,924.00  | -----            | 29,234,540,960.06   | 241,196,905.71                  | 13,877,381,459.98  |
|   |                           |     |     |      |  | 115,382,085,828.86  | 226,795,830,278.00   | -4,088,880.00    | 171,391,719,257.32  | 5,396,080,195.37                | 165,386,027,774.17 |
| <b>Forest Service</b>   |                           |     |     |      |  |   |  |                  |   |                                 |                    |
| <b>General Fund Accounts</b>  |                           |     |     |      |  |   |  |                  |   |                                 |                    |
| Capital Improvement and Maintenance, Forest Service, Agriculture<br>Fund Resources: |                           |     |     |      |  |   |  |                  |   |                                 |                    |
| Undisbursed Funds   | 2023-2026                 |     | 012 | 1103 | 000                                      | -----   | 213,558,891.00   | -----            | 65,705,467.71   | -----                           | 147,853,423.29     |
|   | 2022-2025                 |     |     |      |  | 160,540,778.57  | -----  | -----            | 60,054,730.42   | -----                           | 100,486,048.15     |
|   | 2021-2024                 |     |     |      |  | 39,679,466.15   | -----  | -----            | 18,067,608.57   | -----                           | 21,611,857.58      |
|   | 2020-2023                 |     |     |      |  | 34,965,543.02   | -----  | -----            | 13,745,952.34   | -----                           | 21,219,590.68      |
|   | 2019-2022                 |     |     |      |  | 7,038,391.26  | -----  | -----            | 3,385,725.43  | -----                           | 3,652,665.83       |
|   | 2020-2021                 |     |     |      |  | 12,321,679.68   | -----  | -----            | 2,353,060.43  | -----                           | 9,968,619.25       |
|   | 2018-2021                 |     |     |      |  | 5,527,669.61  | -----  | -----            | 1,470,997.55  | -----                           | 4,056,672.06       |
|   | 2017-2020                 |     |     |      |  | 919,966.60  | -----  | -----            | 27,981.88   | -----                           | 891,984.72         |
|   | No Year                   |     |     |      |  | 514,741,437.03  | 150,000,000.00   | -----            | 46,268,781.56   | -----                           | 618,472,655.47     |
|   | Subtotal                  |     | 012 | 1103 | 000                                      | 775,734,931.92  | 363,558,891.00   | -----            | 211,080,305.89  | -----                           | 928,213,517.03     |
| Forest and Rangeland Research, Forest Service, Agriculture<br>Fund Resources:       |                           |     |     |      |  |   |  |                  |   |                                 |                    |
| Undisbursed Funds   | 2023-2026                 |     | 012 | 1104 | 000                                      | -----   | 312,773,000.00   | -----            | 214,454,877.38  | -----                           | 98,318,122.62      |
|   | 2022-2025                 |     |     |      |  | 104,373,245.17  | -----  | -3,693,100.00    | 39,470,642.45   | -----                           | 61,209,502.72      |
|   | 2021-2024                 |     |     |      |  | 34,758,554.37   | -----  | -516,900.00      | 18,196,057.65   | -----                           | 16,045,596.72      |
|   | 2020-2023                 |     |     |      |  | 25,592,541.64   | -----  | -----            | 13,790,870.39   | -----                           | 11,801,671.25      |
|   | 2019-2022                 |     |     |      |  | 8,254,185.39  | -----  | -----            | 4,230,692.51  | -----                           | 4,023,492.88       |
|   | 2020-2021                 |     |     |      |  | 944,639.10  | -----  | -----            | 505,647.23  | -----                           | 438,991.87         |
|   | 2018-2021                 |     |     |      |  | 2,342,766.25  | -----  | -----            | 1,241,492.56  | -----                           | 1,101,273.69       |
|   | 2017-2020                 |     |     |      |  | 833,407.33  | -----  | -----            | 68,334.81   | -----                           | 765,072.52         |
|   | No Year                   |     |     |      |  | 86,731,241.95   | 36,950,000.00  | -----            | 5,787,824.51  | -----                           | 117,893,417.44     |
|   | Subtotal                  |     | 012 | 1104 | 000                                      | 263,830,581.20  | 349,723,000.00   | -4,210,000.00    | 297,746,439.49  | -----                           | 311,597,141.71     |
| State and Private Forestry, Forest Service, Agriculture<br>Fund Resources:          |                           |     |     |      |  |   |  |                  |   |                                 |                    |
| Undisbursed Funds   | 2022-2031                 |     | 012 | 1105 | 000                                      | 2,750,000,000.00  | -----  | -----            | 2,215,732.29  | -----                           | 2,747,784,267.71   |
|   | 2023-2026                 |     |     |      |  | -----   | 609,890,960.00   | -----            | 60,785,663.31   | -----                           | 549,105,296.69     |
|   | 2022-2025                 |     |     |      |  | 516,665,178.40  | -----  | -1,263,300.00    | 83,127,627.50   | -----                           | 432,274,250.90     |
|   | 2021-2024                 |     |     |      |  | 149,160,266.07  | -----  | -1,736,700.00    | 55,679,882.26   | -----                           | 91,743,683.81      |
|   | 2020-2023                 |     |     |      |  | 90,428,619.40   | -----  | -----            | 39,999,541.03   | -----                           | 50,429,078.37      |
|   | 2019-2022                 |     |     |      |  | 51,493,537.26   | -----  | -----            | 19,568,284.00   | -----                           | 31,925,253.26      |
|   | 2018-2021                 |     |     |      |  | 23,422,926.88   | -----  | -----            | 9,349,555.99  | -----                           | 14,073,370.89      |
|   | 2017-2020                 |     |     |      |  | 2,817,696.95  | -----  | -----            | 757,187.46  | -----                           | 2,060,509.49       |
|   | 2018-2019                 |     |     |      |  | 391,604.98  | -----  | -----            | 171,128.35  | -----                           | 220,476.63         |

Footnotes at End of Chapter

## Appropriations, Outlays, and Balances - Continued

| Appropriation or Fund Account<br><br>Title                             | Account Symbol            |     |     |      | Balances,<br>Beginning of<br>Fiscal Year | Appropriations<br>and Other<br>Obligational<br>Authority <sup>1</sup> | Transfers<br>Borrowings<br>and<br>Investment<br>(Net) <sup>2</sup> | Outlays<br>(Net) | Balances<br>Withdrawn<br>and Other<br>Transactions <sup>3</sup> | Balances, End<br>of Fiscal Year |                  |
|--|---------------------------|-----|-----|------|--|---|--|------------------|---|---------------------------------|------------------|
|  | Period of<br>Availability | ATA | AID | MAIN |  |   |  |                  |   |                                 | SUB              |
|  | 2017-2018                 |     |     |      | 20,275.17                                | -----   | -----  | 6,069.80         | 14,205.37   | -----                           |                  |
|  | No Year                   |     |     |      | 87,583,681.35                            | 170,081,287.00  | -----  | 14,016,115.64    | -----   | 243,648,852.71                  |                  |
| Transfer To:   |                           |     |     |      |  |   |  |                  |   |                                 |                  |
| National Park Service, Interior  | 2018-2021                 | 014 | 012 | 1105 | 010                                      | 34.57   | -----  | -----            | -----   | 34.57                           |                  |
|  | 2017-2020                 |     |     |      |  | 29,535.36   | -----  | -----            | -----   | 29,535.36                       |                  |
|  | No Year                   |     |     |      |  | 22,051.20   | -----  | 4,982.46         | -----   | 17,068.74                       |                  |
| Bureau of Land Management, Interior                                    | 2018-2021                 | 014 | 012 | 1105 | 011                                      | 190,749.00  | -----  | -----            | -----   | 190,749.00                      |                  |
|  | No Year                   |     |     |      |  | 41,793.83   | -----  | -----            | -----   | 41,793.83                       |                  |
| U.S. Fish and Wildlife Service, Interior                               | 2023-2026                 | 014 | 012 | 1105 | 016                                      | -----   | 178,240.00   | -----            | -----   | 178,240.00                      |                  |
|  | 2022-2025                 |     |     |      |  | 85,240.00   | -----  | 44,889.33        | -----   | 40,350.67                       |                  |
|  | 2021-2024                 |     |     |      |  | 97,012.48   | -----  | 97,000.00        | -----   | 12.48                           |                  |
|  | 2020-2023                 |     |     |      |  | 2.57  | -----  | 2.56             | -----   | 0.01                            |                  |
|  | 2019-2022                 |     |     |      |  | 30,000.30   | -----  | 10,000.30        | -----   | 20,000.00                       |                  |
|  | 2018-2021                 |     |     |      |  | 505.97  | -----  | -----            | -----   | 505.97                          |                  |
|  | 2017-2020                 |     |     |      |  | 36,625.00   | -----  | -----            | -----   | 36,625.00                       |                  |
|  | No Year                   |     |     |      |  | 879.84  | -----  | -----            | -----   | 879.84                          |                  |
| Bureau of Indian Affairs, Interior                                     | No Year                   | 014 | 012 | 1105 | 020                                      | 147.06  | -----  | -----            | -----   | 147.06                          |                  |
| Army   | No Year                   | 021 | 012 | 1105 | 000                                      | 209,933.76  | -----  | -----            | -----   | 209,933.76                      |                  |
| Air Force  | 2017-2020                 | 057 | 012 | 1105 | 000                                      | 7,948.89  | -----  | -----            | -----   | 7,948.89                        |                  |
|  | No Year                   |     |     |      |  | 96,353.70   | -----  | -----            | -----   | 96,353.70                       |                  |
| Corps of Engineers   | No Year                   | 096 | 012 | 1105 | 000                                      | 40,216.60   | -----  | -----            | -----   | 40,216.60                       |                  |
|  | Subtotal                  |     | 012 | 1105 | 000                                      | 3,672,872,816.59  | 780,150,487.00   | -3,000,000.00    | 285,833,662.28  | 14,205.37                       | 4,164,175,435.94 |
| National Forest System, Forest Service, Agriculture<br>Fund Resources: |                           |     |     |      |  |   |  |                  |   |                                 |                  |
| Undisbursed Funds  | 2022-2031                 |     | 012 | 1106 | 000                                      | 350,000,000.00  | -----  | 6,962,820.79     | -----   | 343,037,179.21                  |                  |
|  | 2022-2030                 |     |     |      |  | 5,683,000.00  | -----  | 21,402,644.00    | 10,203.08   | 27,075,440.92                   |                  |
|  | 2023-2026                 |     |     |      |  | -----   | 1,981,788,000.00   | -----            | 1,578,764,005.57  | 403,023,994.43                  |                  |
|  | 2022-2025                 |     |     |      |  | 369,739,951.74  | -----  | -3,673,100.00    | 207,377,065.90  | 158,689,785.84                  |                  |
|  | 2021-2024                 |     |     |      |  | 134,774,227.19  | -----  | -3,166,900.00    | 56,917,401.41   | 74,689,925.78                   |                  |
|  | 2020-2023                 |     |     |      |  | 117,767,107.04  | -----  | -----            | 57,954,640.12   | 59,812,466.92                   |                  |
|  | 2019-2022                 |     |     |      |  | 54,117,302.95   | -----  | -----            | 18,634,614.11   | 35,482,688.84                   |                  |
|  | 2020-2021                 |     |     |      |  | 5,587,904.91  | -----  | -----            | 3,639,290.53  | 1,948,614.38                    |                  |
|  | 2018-2021                 |     |     |      |  | 32,302,947.53   | -----  | -----            | 11,283,828.56   | 21,019,118.97                   |                  |
|  | 2017-2020                 |     |     |      |  | 7,799,317.13  | -----  | -----            | 1,234,123.82  | 6,565,193.31                    |                  |
|  | No Year                   |     |     |      |  | 1,227,015,932.27  | 615,165,773.00   | 4,750.00         | 394,977,449.03  | 1,447,209,006.24                |                  |
| Transfer To:   |                           |     |     |      |  |   |  |                  |   |                                 |                  |
| Interior, Bureau of Land Management                                    | No Year                   | 014 | 012 | 1106 | 011                                      | 28,994.11   | -----  | -----            | 1,519.49  | 27,474.62                       |                  |
| Funds Held Outside the Treasury  |                           |     | 012 | 1106 | 000                                      | 65,511.00   | -----  | -4,750.00        | -----   | 60,761.00                       |                  |

Footnotes at End of Chapter

Appropriations, Outlays, and Balances - Continued

| Appropriation or Fund Account<br><br>Title  | Account Symbol            |     |      |             | Balances,<br>Beginning of<br>Fiscal Year | Appropriations<br>and Other<br>Obligational<br>Authority <sup>1</sup> | Transfers<br>Borrowings<br>and<br>Investment<br>(Net) <sup>2</sup> | Outlays<br>(Net) | Balances<br>Withdrawn<br>and Other<br>Transactions <sup>3</sup> | Balances, End<br>of Fiscal Year |
|---|---------------------------|-----|------|-------------|--|---|--|------------------|---|---------------------------------|
|   | Period of<br>Availability | ATA | AID  | MAIN<br>SUB |  |   |  |                  |   |                                 |
| Subtotal  |                           | 012 | 1106 | 000         | 2,304,882,195.87                         | 2,596,953,773.00  | 14,562,644.00  | 2,337,756,962.41 | -----   | 2,578,641,650.46                |
| Wildland Fire Management, Forest Service, Agriculture<br>Fund Resources:                                    |                           |     |      |             |  |   |  |                  |   |                                 |
| Undisbursed Funds   | 2022-2031                 | 012 | 1115 | 000         | 1,800,000,000.00                         | -----   | -----  | 71,741,260.47    | -----   | 1,728,258,739.53                |
|   | 2019-2022                 |     |      |             | 10,509,862.92                            | -----   | -----  | 762,064.98       | -----   | 9,747,797.94                    |
|   | 2020-2021                 |     |      |             | 1,428,562.79                             | -----   | -----  | 268,974.70       | -----   | 1,159,588.09                    |
|   | 2018-2021                 |     |      |             | 45,428,952.13                            | -----   | -----  | 437,871.93       | -----   | 44,991,080.20                   |
|   | 2017-2020                 |     |      |             | 32,674,279.05                            | -----   | -----  | 4,480,197.43     | -----   | 28,194,081.62                   |
|   | No Year                   |     |      |             | 1,358,465,573.55                         | 3,650,189,421.00  | -6,531,000.00  | 3,650,915,403.34 | -----   | 1,351,208,591.21                |
| Subtotal  |                           | 012 | 1115 | 000         | 3,248,507,230.44                         | 3,650,189,421.00  | -6,531,000.00  | 3,728,605,772.85 | -----   | 3,163,559,878.59                |
| Payment to States, Northern Spotted Owl Guarantee, Forest Service,<br>Agriculture<br>Fund Resources:        |                           |     |      |             |  |   |  |                  |   |                                 |
| Undisbursed Funds   | 2023                      | 012 | 1117 | 000         | -----                                    | 111,200,000.00  | -----  | 111,200,000.00   | -----   | -----                           |
|   | 2019                      |     |      |             | 15.66                                    | -----   | -----  | -----            | -----   | 15.66                           |
| Subtotal  |                           | 012 | 1117 | 000         | 15.66                                    | 111,200,000.00  | -----  | 111,200,000.00   | -----   | 15.66                           |
| Management of National Forest Lands for Subsistence Uses, Forest<br>Service, Agriculture<br>Fund Resources: |                           |     |      |             |  |   |  |                  |   |                                 |
| Undisbursed Funds   | 2023-2026                 | 012 | 1119 | 000         | -----                                    | 1,099,000.00  | -----  | 174,556.39       | -----   | 924,443.61                      |
|   | 2022-2025                 |     |      |             | 861,904.04                               | -----   | -----  | 355,412.98       | -----   | 506,491.06                      |
|   | 2021-2024                 |     |      |             | 314,359.24                               | -----   | -----  | 206,105.06       | -----   | 108,254.18                      |
|   | 2020-2023                 |     |      |             | 132,236.91                               | -----   | -----  | 20,119.88        | -----   | 112,117.03                      |
|   | 2019-2022                 |     |      |             | 235,681.37                               | -----   | -----  | 186,616.00       | -----   | 49,065.37                       |
|   | 2018-2021                 |     |      |             | 30,000.26                                | -----   | -----  | -----            | -----   | 30,000.26                       |
|   | 2017-2020                 |     |      |             | 367.80                                   | -----   | -----  | -----            | -----   | 367.80                          |
|   | No Year                   |     |      |             | 10,431.54                                | -----   | -----  | -----            | -----   | 10,431.54                       |
| Subtotal  |                           | 012 | 1119 | 000         | 1,584,981.16                             | 1,099,000.00  | -----  | 942,810.31       | -----   | 1,741,170.85                    |
| Wildfire Suppression Operations Reserve Fund, Forest Service,<br>Agriculture<br>Fund Resources:             |                           |     |      |             |  |   |  |                  |   |                                 |
| Undisbursed Funds   | No Year                   | 012 | 1121 | 000         | 1,570,000,000.00                         | 1,105,000,000.00  | -----  | -----            | -----   | 2,675,000,000.00                |
| Forest Service Operations, Forest Service, Agriculture<br>Fund Resources:                                   |                           |     |      |             |  |   |  |                  |   |                                 |
| Undisbursed Funds   | 2023-2026                 | 012 | 1122 | 000         | -----                                    | 1,187,148,359.00  | -----  | 810,153,852.50   | -----   | 376,994,506.50                  |
|   | 2022-2025                 |     |      |             | 343,479,222.67                           | -----   | 8,629,500.00   | 257,299,321.60   | -----   | 94,809,401.07                   |
|   | 2021-2024                 |     |      |             | 73,685,363.95                            | -----   | 5,420,500.00   | 42,271,724.70    | -----   | 36,834,139.25                   |
|   | 2020-2023                 |     |      |             | 1,082,419.27                             | -----   | -----  | 1,066,842.69     | -----   | 15,576.58                       |
|   | No Year                   |     |      |             | 228,298,817.45                           | 39,010,940.00   | -----  | 137,468,846.77   | -----   | 129,840,910.68                  |
| Subtotal  |                           | 012 | 1122 | 000         | 646,545,823.34                           | 1,226,159,299.00  | 14,050,000.00  | 1,248,260,588.26 | -----   | 638,494,534.08                  |

Footnotes at End of Chapter



## Appropriations, Outlays, and Balances - Continued

| Appropriation or Fund Account<br><br>Title  | Account Symbol            |     |     |      | Balances,<br>Beginning of<br>Fiscal Year | Appropriations<br>and Other<br>Obligational<br>Authority <sup>1</sup> | Transfers<br>Borrowings<br>and<br>Investment<br>(Net) <sup>2</sup> | Outlays<br>(Net) | Balances<br>Withdrawn<br>and Other<br>Transactions <sup>3</sup> | Balances, End<br>of Fiscal Year |                |
|---|---------------------------|-----|-----|------|--|---|--|------------------|---|---------------------------------|----------------|
|   | Period of<br>Availability | ATA | AID | MAIN |  |   |  |                  |   |                                 | SUB            |
| <b>Special Fund Accounts</b>  |                           |     |     |      |  |   |  |                  |   |                                 |                |
| Land Acquisition, Forest Service, Agriculture<br>Fund Resources:<br>Undisbursed Funds   | No Year                   |     | 012 | 5004 | 000                                      | 7 270,762,567.03  | 124,716,848.00   | -----            | 79,699,424.93   | -----                           | 315,779,990.10 |
| Payments to States, National Forests Fund, Forest Service,<br>Agriculture<br>Fund Resources:<br>Undisbursed Funds               | No Year                   |     | 012 | 5201 | 000                                      | 126,173,965.28  | 155,339,133.10   | -----            | 133,513,019.55  | -----                           | 148,000,078.83 |
| Timber Roads, Purchaser Elections, Forest Service, Agriculture<br>Fund Resources:<br>Undisbursed Funds                          | No Year                   |     | 012 | 5202 | 000                                      | 36,166,439.79   | 2,000,000.00   | -----            | 1,304,053.96  | -----                           | 36,862,385.83  |
| Roads and Trails for States, National Forests Fund, Forest Service,<br>Agriculture<br>Fund Resources:<br>Undisbursed Funds      | No Year                   |     | 012 | 5203 | 000                                      | 9,671.69  | 20,170,696.14  | -----            | -----   | \$ 20,170,696.14                | 9,671.69       |
| Timber Salvage Sales, Forest Service, Agriculture<br>Fund Resources:<br>Undisbursed Funds                                       | No Year                   |     | 012 | 5204 | 000                                      | 94,444,029.03   | 35,563,576.32  | -----            | 29,513,724.98   | -----                           | 100,493,880.37 |
| Expenses, Brush Disposal, Forest Service, Agriculture<br>Fund Resources:<br>Undisbursed Funds                                   | No Year                   |     | 012 | 5206 | 000                                      | 27,994,428.48   | 6,167,793.22   | -----            | 7,390,263.27  | -----                           | 26,771,958.43  |
| Range Betterment Fund, Forest Service, Agriculture<br>Fund Resources:<br>Undisbursed Funds                                      | 2023-2026                 |     | 012 | 5207 | 000                                      | -----   | 2,546,192.00   | -----            | 847,646.32  | -----                           | 1,698,545.68   |
|   | 2022-2025                 |     |     |      |  | 1,402,621.94  | -----  | -----            | 648,089.79  | -----                           | 754,532.15     |
|   | 2021-2024                 |     |     |      |  | 932,166.83  | -----  | -----            | 419,550.55  | -----                           | 512,616.28     |
|   | 2020-2023                 |     |     |      |  | 370,054.55  | -----  | -----            | 254,924.49  | -----                           | 115,130.06     |
|   | 2019-2022                 |     |     |      |  | 144,474.72  | -----  | -----            | 47,447.27   | -----                           | 97,027.45      |
|   | 2018-2021                 |     |     |      |  | 78,035.43   | -----  | -----            | -----   | -----                           | 78,035.43      |
|   | 2017-2020                 |     |     |      |  | 116,480.87  | -----  | -----            | 9,132.62  | -----                           | 107,348.25     |
|   | No Year                   |     |     |      |  | 94,127.39   | -----  | -----            | 9,546.15  | -----                           | 84,581.24      |
|   | Subtotal                  |     | 012 | 5207 | 000                                      | 3,137,961.73  | 2,546,192.00   | -----            | 2,236,337.19  | -----                           | 3,447,816.54   |
| Acquisition of Lands for National Forests, Special Acts, Forest<br>Service, Agriculture<br>Fund Resources:<br>Undisbursed Funds | 2023                      |     | 012 | 5208 | 000                                      | -----   | 664,000.00   | -----            | -----   | -----                           | 664,000.00     |
|   | 2022                      |     |     |      |  | 664,000.00  | -----  | -----            | 664,000.00  | -----                           | -----          |
|   | 2021                      |     |     |      |  | 520,000.00  | -----  | -----            | -----   | -----                           | 520,000.00     |
|   | 2020                      |     |     |      |  | 151,600.00  | -----  | -----            | -----   | -----                           | 151,600.00     |
|   | 2019                      |     |     |      |  | 159,954.34  | -----  | -----            | 53,200.00   | -----                           | 106,754.34     |
|   | 2018                      |     |     |      |  | 109,776.93  | -----  | -----            | -----   | 109,776.93                      | -----          |

Footnotes at End of Chapter

**Appropriations, Outlays, and Balances - Continued**

| Appropriation or Fund Account<br><br>Title  | Account Symbol            |     |     |      | Balances,<br>Beginning of<br>Fiscal Year | Appropriations<br>and Other<br>Obligational<br>Authority <sup>1</sup> | Transfers<br>Borrowings<br>and<br>Investment<br>(Net) <sup>2</sup> | Outlays<br>(Net) | Balances<br>Withdrawn<br>and Other<br>Transactions <sup>3</sup> | Balances, End<br>of Fiscal Year |                |
|---|---------------------------|-----|-----|------|--|---|--|------------------|---|---------------------------------|----------------|
|   | Period of<br>Availability | ATA | AID | MAIN |  |   |  |                  |   |                                 | SUB            |
|   | Subtotal                  |     | 012 | 5208 | 000                                      | 1,605,331.27  | 664,000.00   | -----            | 717,200.00  | 109,776.93                      | 1,442,354.34   |
| Payment to Minnesota (Cook, Lake, and Saint Louis Counties) from the National Forests Fund, Forest Service, Agriculture<br>Fund Resources:<br>Undisbursed Funds | No Year                   |     | 012 | 5213 | 000                                      | 9,735,450.00  | 6,150,000.00   | -----            | 5,799,450.00  | -----                           | 10,086,000.00  |
| Licensee Programs, Forest Service, Agriculture<br>Fund Resources:<br>Undisbursed Funds  | No Year                   |     | 012 | 5214 | 000                                      | 3,400,034.89  | 1,412,862.06   | -----            | 1,025,656.77  | -----                           | 3,787,240.18   |
| Restoration of Forest Lands and Improvements, Forest Service, Agriculture<br>Fund Resources:<br>Undisbursed Funds   | No Year                   |     | 012 | 5215 | 000                                      | 250,071,540.21  | 110,885,388.48   | 1,437,000.00     | 22,207,292.61   | -----                           | 340,186,636.08 |
| Acquisition of Lands to Complete Land Exchanges, Forest Service, Agriculture<br>Fund Resources:<br>Undisbursed Funds  | 2023-2026                 |     | 012 | 5216 | 000                                      | -----   | 150,000.00   | -----            | -----   | -----                           | 150,000.00     |
|   | 2022-2025                 |     |     |      |  | 150,000.00  | -----  | -----            | -----   | -----                           | 150,000.00     |
|   | 2021-2024                 |     |     |      |  | 670,966.00  | -----  | -----            | -----   | -----                           | 670,966.00     |
|   | 2018-2021                 |     |     |      |  | 115,000.00  | -----  | -----            | 86,250.00   | -----                           | 28,750.00      |
|   | No Year                   |     |     |      |  | 37,657,476.11   | 4,525,550.00   | -----            | 3,527,455.47  | -----                           | 38,655,570.64  |
|   | Subtotal                  |     | 012 | 5216 | 000                                      | 38,593,442.11   | 4,675,550.00   | -----            | 3,613,705.47  | -----                           | 39,655,286.64  |
| Operation and Maintenance of Quarters, Forest Service, Agriculture<br>Fund Resources:<br>Undisbursed Funds  | No Year                   |     | 012 | 5219 | 000                                      | 35,509,861.85   | 12,494,951.75  | -----            | 10,265,226.99   | -----                           | 37,739,586.61  |
| Quinault Special Management Area, Forest Service, Agriculture<br>Fund Resources:<br>Undisbursed Funds   | No Year                   |     | 012 | 5223 | 000                                      | 15,240.43   | 274.52   | -----            | 3,329.35  | -----                           | 12,185.60      |
| Timber Sales Pipeline Restoration Fund, Forest Service, Agriculture<br>Fund Resources:<br>Undisbursed Funds   | No Year                   |     | 012 | 5264 | 000                                      | 13,344,635.48   | 6,401,932.83   | -----            | 5,202,363.08  | -----                           | 14,544,205.23  |
| Recreation Fee Demonstration Program, Forest Service, Agriculture<br>Fund Resources:<br>Undisbursed Funds   | No Year                   |     | 012 | 5268 | 000                                      | 184,436,070.54  | 136,527,281.45   | -----            | 120,613,180.01  | -----                           | 200,350,171.98 |
| MNP Rental Fee Account, Forest Service, Agriculture<br>Fund Resources:<br>Undisbursed Funds   | No Year                   |     | 012 | 5277 | 000                                      | 4,160,456.95  | 936,847.10   | -----            | 1,293,076.47  | -----                           | 3,804,227.58   |
| Land Between the Lakes Management Fund, Forest Service, Agriculture<br>Fund Resources:<br>Undisbursed Funds   | No Year                   |     | 012 | 5360 | 000                                      | 6,729,836.75  | 11,941,571.22  | -----            | 7,114,523.22  | -----                           | 11,556,884.75  |
| Administration of Rights-of-Way and Other Land Uses Fund, Forest  |                           |     |     |      |  |   |  |                  |   |                                 |                |

Footnotes at End of Chapter

## Appropriations, Outlays, and Balances - Continued

| Appropriation or Fund Account<br><br>Title   | Account Symbol            |     |     |      | Balances,<br>Beginning of<br>Fiscal Year | Appropriations<br>and Other<br>Obligational<br>Authority <sup>1</sup> | Transfers<br>Borrowings<br>and<br>Investment<br>(Net) <sup>2</sup> | Outlays<br>(Net)        | Balances<br>Withdrawn<br>and Other<br>Transactions <sup>3</sup> | Balances, End<br>of Fiscal Year |
|--|---------------------------|-----|-----|------|--|---|--|-------------------------|---|---------------------------------|
|  | Period of<br>Availability | ATA | AID | MAIN |  |   |  |                         |   |                                 |
| Service, Agriculture<br>Fund Resources:<br>Undisbursed Funds   | No Year                   |     | 012 | 5361 | 000                                      | 24,148,707.94   | 1,854,591.12   | -----<br>-178,819.59    | -----   | 26,182,118.65                   |
| State and Private Forestry, Forest Service, Agriculture<br>Fund Resources:<br>Undisbursed Funds                                | No Year                   |     | 012 | 5367 | 000                                      | 7 277,244,039.97  | 78,563,520.00  | -----<br>55,787,014.75  | -----   | 300,020,545.22                  |
| Hardwood Technology Transfer and Applied Research Fund, Forest<br>Service, Agriculture<br>Fund Resources:<br>Undisbursed Funds | No Year                   |     | 012 | 5462 | 000                                      | 66,279.53   | -----  | -----<br>13,117.32      | -----   | 53,162.21                       |
| Stewardship Contracting Product Sales, Forest Service, Agriculture<br>Fund Resources:<br>Undisbursed Funds                     | No Year                   |     | 012 | 5540 | 000                                      | 92,927,552.92   | 24,889,945.08  | -----<br>24,299,400.79  | -----   | 93,518,097.21                   |
| National Parks and Public Land Legacy Restoration Fund, Forest<br>Service, Agriculture<br>Fund Resources:<br>Undisbursed Funds | No Year                   |     | 012 | 5716 | 000                                      | 15,235,701.62   | 162,371,154.00   | -----<br>133,597,355.91 | -----   | 44,009,499.71                   |
| Payments to Counties, National Grasslands, Forest Service,<br>Agriculture<br>Fund Resources:<br>Undisbursed Funds              | No Year                   |     | 012 | 5896 | 000                                      | 17,462,489.24   | 87,597,177.02  | -----<br>82,604,051.00  | -----   | 22,455,615.26                   |
| <b>Intragovernmental Funds</b>   |                           |     |     |      |  |   |  |                         |   |                                 |
| Working Capital Fund, Forest Service, Agriculture<br>Fund Resources:<br>Undisbursed Funds                                      | No Year                   |     | 012 | 4605 | 000                                      | 458,193,930.81  | -----  | -----<br>-75,993,374.09 | -----   | 534,187,304.90                  |
| <b>Trust Fund Accounts</b>   |                           |     |     |      |  |   |  |                         |   |                                 |
| Cooperative Work, Forest Service, Agriculture<br>Fund Resources:<br>Undisbursed Funds  | No Year                   |     | 012 | 8028 | 000                                      | 396,939,436.62  | 88,313,106.98  | -----<br>48,539,832.88  | -----   | 436,712,710.72                  |
| Donations for Forest and Rangeland Research, Forest Service,<br>Agriculture<br>Fund Resources:<br>Undisbursed Funds            | 2018-2021                 |     | 012 | 8034 | 000                                      | 1,382.71  | -----  | -----<br>-----          | -----   | 1,382.71                        |
|  | 2017-2020                 |     |     |      |  | 29.29   | -----  | -----<br>-----          | -----   | 29.29                           |
|  | No Year                   |     |     |      |  | 110,631.62  | -----  | -----<br>4,096.50       | -----   | 106,535.12                      |
|  | Subtotal                  |     | 012 | 8034 | 000                                      | 112,043.62  | -----  | -----<br>4,096.50       | -----   | 107,947.12                      |
| Land Between the Lakes Trust Fund, Forest Service, Agriculture<br>Fund Resources:<br>Undisbursed Funds                         | No Year                   |     | 012 | 8039 | 000                                      | 534,277.81  | 127,891.34   | -----<br>12,395.65      | -----   | 649,773.50                      |
| Unrealized Discount on Investments   |                           |     |     |      |  | -9,769.47   | -----  | -----<br>-----          | -----   | -9,769.47                       |
| Investments in US Treasury Securities  |                           |     |     |      |  | 5,684,059.83  | -----  | -----<br>-----          | -----   | 5,684,059.83                    |
|  | Subtotal                  |     | 012 | 8039 | 000                                      | 6,208,568.17  | 127,891.34   | -----<br>12,395.65      | -----   | 6,324,063.86                    |

Footnotes at End of Chapter

Appropriations, Outlays, and Balances - Continued

| Appropriation or Fund Account<br><br>Title  | Account Symbol            |     |     |      | Balances,<br>Beginning of<br>Fiscal Year | Appropriations<br>and Other<br>Obligational<br>Authority <sup>1</sup> | Transfers<br>Borrowings<br>and<br>Investment<br>(Net) <sup>2</sup> | Outlays<br>(Net) | Balances<br>Withdrawn<br>and Other<br>Transactions <sup>3</sup> | Balances, End<br>of Fiscal Year |                   |
|---|---------------------------|-----|-----|------|--|---|--|------------------|---|---------------------------------|-------------------|
|   | Period of<br>Availability | ATA | AID | MAIN |  |   |  |                  |   |                                 | SUB               |
| Reforestation Trust Fund, Forest Service, Agriculture<br>Fund Resources:          |                           |     |     |      |  |   |  |                  |   |                                 |                   |
| Undisbursed Funds   | No Year                   |     | 012 | 8046 | 000                                      | 232,270,345.57  | 158,019,126.89   | -----            | 46,123,928.49   | -----                           | 344,165,543.97    |
| Total, Forest Service   |                           |     |     |      |  | 15,111,058,635.70   | 11,424,365,281.62  | 16,308,644.00    | 8,967,747,368.95  | 20,294,678.44                   | 17,563,690,513.93 |
| <b>Buildings and Facilities</b>   |                           |     |     |      |  |   |  |                  |   |                                 |                   |
| <b>General Fund Accounts</b>  |                           |     |     |      |  |   |  |                  |   |                                 |                   |
| Agriculture Buildings and Facilities, Agriculture<br>Fund Resources:              |                           |     |     |      |  |   |  |                  |   |                                 |                   |
| Undisbursed Funds   | No Year                   |     | 012 | 0117 | 000                                      | 160,578,729.55  | 40,581,000.00  | -----            | 47,171,461.16   | -----                           | 153,988,268.39    |
| Total, Buildings and Facilities   |                           |     |     |      |  | 160,578,729.55  | 40,581,000.00  | -----            | 47,171,461.16   | -----                           | 153,988,268.39    |
| <b>Office of Chief Financial Officer</b>  |                           |     |     |      |  |   |  |                  |   |                                 |                   |
| <b>General Fund Accounts</b>  |                           |     |     |      |  |   |  |                  |   |                                 |                   |
| Expenses, Office of the Chief Financial Officer, Agriculture<br>Fund Resources:   |                           |     |     |      |  |   |  |                  |   |                                 |                   |
| Undisbursed Funds   | 2023                      |     | 012 | 0014 | 000                                      | -----   | 7,367,000.00   | -----            | 5,708,970.24  | -----                           | 1,658,029.76      |
|   | 2022                      |     |     |      |  | 1,741,503.11  | -----  | -----            | 1,203,461.70  | -----                           | 538,041.41        |
|   | 2021                      |     |     |      |  | 523,712.65  | -----  | -----            | 242,224.19  | -----                           | 281,488.46        |
|   | 2020                      |     |     |      |  | 154,658.22  | -----  | -----            | 1,547.14  | -----                           | 153,111.08        |
|   | 2019                      |     |     |      |  | 155,306.28  | -----  | -----            | 93.17   | -----                           | 155,213.11        |
|   | 2018                      |     |     |      |  | 134,761.77  | -----  | -123,838.53      | 326.13  | 10,597.11                       | -----             |
|   | Subtotal                  |     | 012 | 0014 | 000                                      | 2,709,942.03  | 7,367,000.00   | -123,838.53      | 7,156,622.57  | 10,597.11                       | 2,785,883.82      |
| Total, Office of Chief Financial Officer  |                           |     |     |      |  | 2,709,942.03  | 7,367,000.00   | -123,838.53      | 7,156,622.57  | 10,597.11                       | 2,785,883.82      |
| <b>Office of Chief Information Officer</b>  |                           |     |     |      |  |   |  |                  |   |                                 |                   |
| <b>General Fund Accounts</b>  |                           |     |     |      |  |   |  |                  |   |                                 |                   |
| Expenses, Office of the Chief Information Officer, Agriculture<br>Fund Resources: |                           |     |     |      |  |   |  |                  |   |                                 |                   |
| Undisbursed Funds   | 2023                      |     | 012 | 0013 | 000                                      | -----   | 87,534,000.00  | -----            | 52,424,437.83   | -----                           | 35,109,562.17     |
|   | 2022                      |     |     |      |  | 36,539,735.00   | -----  | -----            | 34,177,527.39   | -----                           | 2,362,207.61      |
|   | 2021                      |     |     |      |  | 919,894.65  | -----  | -----            | -48,602.82  | -----                           | 968,497.47        |
|   | 2020                      |     |     |      |  | 1,386,210.08  | -----  | -----            | 53,984.34   | -----                           | 1,332,225.74      |
|   | 2019                      |     |     |      |  | 371,900.48  | -----  | -----            | -16,250.75  | -----                           | 388,151.23        |
|   | 2018                      |     |     |      |  | 718,261.16  | -----  | -456,469.78      | 1,116.95  | 260,674.43                      | -----             |
|   | No Year                   |     |     |      |  | 12,628,288.94   | -----  | -----            | 8,262,852.14  | -----                           | 4,365,436.80      |
|   | Subtotal                  |     | 012 | 0013 | 000                                      | 52,564,290.31   | 87,534,000.00  | -456,469.78      | 94,855,065.08   | 260,674.43                      | 44,526,081.02     |
| Total, Office of Chief Information Officer  |                           |     |     |      |  | 52,564,290.31   | 87,534,000.00  | -456,469.78      | 94,855,065.08   | 260,674.43                      | 44,526,081.02     |
| <b>Hazardous Materials Management</b>   |                           |     |     |      |  |   |  |                  |   |                                 |                   |
| <b>General Fund Accounts</b>  |                           |     |     |      |  |   |  |                  |   |                                 |                   |

Footnotes at End of Chapter

## Appropriations, Outlays, and Balances - Continued

| Appropriation or Fund Account<br><br>Title   | Account Symbol            |     |     |      | Balances,<br>Beginning of<br>Fiscal Year | Appropriations<br>and Other<br>Obligational<br>Authority <sup>1</sup> | Transfers<br>Borrowings<br>and<br>Investment<br>(Net) <sup>2</sup> | Outlays<br>(Net)      | Balances<br>Withdrawn<br>and Other<br>Transactions <sup>3</sup> | Balances, End<br>of Fiscal Year |                    |
|--|---------------------------|-----|-----|------|--|---|--|-----------------------|---|---------------------------------|--------------------|
|  | Period of<br>Availability | ATA | AID | MAIN |  |   |  |                       |   |                                 | SUB                |
| Hazardous Materials Management, Agriculture<br>Fund Resources:   |                           |     |     |      |  |   |  |                       |   |                                 |                    |
| Undisbursed Funds  | No Year                   |     | 012 | 0500 | 000                                      | 21,913,981.07   | 7,581,000.00   | -----                 | 2,039,206.48  | -----                           | 27,455,774.59      |
| Total, Hazardous Materials Management  |                           |     |     |      |  | 21,913,981.07   | 7,581,000.00   | -----                 | 2,039,206.48  | -----                           | 27,455,774.59      |
| <b>Farm Production and Conservation</b>  |                           |     |     |      |  |   |  |                       |   |                                 |                    |
| <b>General Fund Accounts</b>   |                           |     |     |      |  |   |  |                       |   |                                 |                    |
| Farm Production and Conservation Business Center, Farm Production and<br>Conservation Programs, Agriculture<br>Fund Resources: |                           |     |     |      |  |   |  |                       |   |                                 |                    |
| Undisbursed Funds  | 2023                      |     | 012 | 0180 | 000                                      | -----   | 307,612,000.00   | -----                 | 267,101,186.84  | -----                           | 40,510,813.16      |
|  | 2022                      |     |     |      |  | 44,033,105.94   | -----  | -----                 | 36,230,759.55   | -----                           | 7,802,346.39       |
|  | 2021                      |     |     |      |  | 8,269,822.79  | -----  | -----                 | 195,401.85  | -----                           | 8,074,420.94       |
|  | 2020                      |     |     |      |  | 7,359,613.12  | -----  | -----                 | 506,383.77  | -----                           | 6,853,229.35       |
|  | 2019                      |     |     |      |  | 6,588,420.30  | -----  | -----                 | -39,522.29  | -----                           | 6,627,942.59       |
|  | Subtotal                  |     | 012 | 0180 | 000                                      | 66,250,962.15   | 307,612,000.00   | -----                 | 303,994,209.72  | -----                           | 69,868,752.43      |
| Total, Farm Production and Conservation  |                           |     |     |      |  | 66,250,962.15   | 307,612,000.00   | -----                 | 303,994,209.72  | -----                           | 69,868,752.43      |
| <b>Deductions for Offsetting Receipts</b>  |                           |     |     |      |  |   |  |                       |   |                                 |                    |
| Proprietary Receipts from the Public   |                           |     |     |      |  | -----   | -1,188,205,002.94  | -----                 | -3,536,208,801.78   | -----                           | -----              |
| Intrabudgetary Receipts Deducted by Agency   |                           |     |     |      |  | -----   | 1,765,773.22   | -----                 | 1,765,773.22  | -----                           | -----              |
| Offsetting Governmental Receipts   |                           |     |     |      |  | -----   | -25,000,000.00   | -----                 | -25,000,000.00  | -----                           | -----              |
| Total, Offsetting Receipts   |                           |     |     |      |  | -----   | -1,211,439,229.72  | -----                 | -3,559,443,028.56   | -----                           | -----              |
| Total, Department of Agriculture   |                           |     |     |      |  | 235,899,169,712.44  | 3,879,143,659,517.10   | -3,546,562,476,641.69 | 228,887,060,372.82  | 46,397,402,330.89               | 290,847,886,085.30 |
| <b>Memorandum</b>  |                           |     |     |      |  |   |  |                       |   |                                 |                    |
| <b>Financing Accounts</b>  |                           |     |     |      |  |   |  |                       |   |                                 |                    |
| <b>Public Enterprise Funds</b>   |                           |     |     |      |  |   |  |                       |   |                                 |                    |
| Rural Business Investment Program Guaranteed Financing Account, Rural<br>Business - Cooperative Service<br>Fund Resources:     |                           |     |     |      |  |   |  |                       |   |                                 |                    |
| Undisbursed Funds  | No Year                   |     | 012 | 4033 | 000                                      | 1,037,778.22  | -----  | 155,000.00            | -45,177.18  | -----                           | 1,237,955.40       |
| Authority to Borrow from the Treasury  |                           |     |     |      |  | -----   | 1,300,000.00   | -1,300,000.00         | -----   | -----                           | -----              |
| Subtotal   |                           |     | 012 | 4033 | 000                                      | 1,037,778.22  | 1,300,000.00   | -1,145,000.00         | -45,177.18  | -----                           | 1,237,955.40       |
| P.L. 480 Direct Loan Financing Account<br>Fund Resources:  |                           |     |     |      |  |   |  |                       |   |                                 |                    |
| Undisbursed Funds  | No Year                   |     | 012 | 4049 | 000                                      | <sup>7</sup> 26,590,449.85  | -----  | -40,327,984.47        | -35,454,568.23  | -----                           | 21,717,033.61      |
| Authority to Borrow from the Treasury  |                           |     |     |      |  | -----   | 14,500,000.00  | -14,500,000.00        | -----   | -----                           | -----              |
| Subtotal   |                           |     | 012 | 4049 | 000                                      | 26,590,449.85   | 14,500,000.00  | -54,827,984.47        | -35,454,568.23  | -----                           | 21,717,033.61      |

Footnotes at End of Chapter

Appropriations, Outlays, and Balances - Continued

| Appropriation or Fund Account<br><br>Title   | Account Symbol            |     |     |      | Balances,<br>Beginning of<br>Fiscal Year | Appropriations<br>and Other<br>Obligational<br>Authority <sup>1</sup> | Transfers<br>Borrowings<br>and<br>Investment<br>(Net) <sup>2</sup> | Outlays<br>(Net)                  | Balances<br>Withdrawn<br>and Other<br>Transactions <sup>3</sup> | Balances, End<br>of Fiscal Year |                   |
|--|---------------------------|-----|-----|------|--|---|--|-----------------------------------|---|---------------------------------|-------------------|
|  | Period of<br>Availability | ATA | AID | MAIN |  |   |  |                                   |   |                                 | SUB               |
| Enterprise for the America's Initiative, Financing Account<br>Fund Resources:<br>Undisbursed Funds   | No Year                   |     | 012 | 4143 | 000                                      | 7 96,895,682.98   | -----  | -----                             | -18,007,962.64  | -----                           | 114,903,645.62    |
| Distance Learning and Telemedicine Direct Loan Financing Account,<br>Rural Utilities Service<br>Fund Resources:<br>Undisbursed Funds                   | No Year                   |     | 012 | 4146 | 000                                      | 75,907,505.87   | -----  | 2,303,200.00                      | 8,441,709.27  | -----                           | 69,768,996.60     |
| Authority to Borrow from the Treasury  |                           |     |     |      |  | 481,065,866.93  | 2,619,099,035.13   | -80,722,000.00                    | -----   | 2,217,949,537.61                | 801,493,364.45    |
| Subtotal   |                           |     | 012 | 4146 | 000                                      | 556,973,372.80  | 2,619,099,035.13   | -78,418,800.00                    | 8,441,709.27  | 2,217,949,537.61                | 871,262,361.05    |
| Farm Storage Facility Direct Loan Financing Account, Farm Service<br>Agency<br>Fund Resources:<br>Undisbursed Funds                                    | No Year                   |     | 012 | 4158 | 000                                      | 408,156,485.60  | -----  | 188,263,050.94                    | 183,430,344.97  | -----                           | 412,989,191.57    |
| Authority to Borrow from the Treasury  |                           |     |     |      |  | -----   | 659,400,533.00   | -449,039,229.50                   | -----   | 210,361,303.50                  | -----             |
| Subtotal   |                           |     | 012 | 4158 | 000                                      | 408,156,485.60  | 659,400,533.00   | -260,776,178.56                   | 183,430,344.97  | 210,361,303.50                  | 412,989,191.57    |
| Rural Economic Development Direct Loans Financing Account, Rural<br>Business-Cooperative Development Service<br>Fund Resources:<br>Undisbursed Funds   | No Year                   |     | 012 | 4176 | 000                                      | 51,808,450.36   | -----  | 39,913,600.00                     | 32,907,942.07   | -----                           | 58,814,108.29     |
| Authority to Borrow from the Treasury  |                           |     |     |      |  | 49,920,618.25   | 135,319,541.72   | -91,714,000.00                    | -----   | 5,454,147.85                    | 88,072,012.12     |
| Subtotal   |                           |     | 012 | 4176 | 000                                      | 101,729,068.61  | 135,319,541.72   | -51,800,400.00                    | 32,907,942.07   | 5,454,147.85                    | 146,886,120.41    |
| Rural Electrification and Telephone Direct Loan Financing Account,<br>Rural Utilities Service<br>Fund Resources:<br>Undisbursed Funds                  | No Year                   |     | 012 | 4208 | 000                                      | 4,042,749,633.74  | -----  | <sup>49.60</sup> 4,157,409,747.58 | 3,327,999,994.07  | -----                           | 4,872,159,387.25  |
| Authority to Borrow from the Treasury  |                           |     |     |      |  | 14,867,180,770.22   | 38,172,590,762.54  | -6,676,629,235.22                 | -----   | 30,929,828,006.19               | 15,433,314,291.35 |
| Subtotal   |                           |     | 012 | 4208 | 000                                      | 18,909,930,403.96   | 38,172,590,762.54  | -2,519,219,487.64                 | 3,327,999,994.07  | 30,929,828,006.19               | 20,305,473,678.60 |
| Rural Electrification and Telephone Guaranteed Loan Financing<br>Account, Rural Electrification Administration<br>Fund Resources:<br>Undisbursed Funds | No Year                   |     | 012 | 4209 | 000                                      | 0.97  | -----  | -----                             | -0.05   | -----                           | 1.02              |
| Authority to Borrow from the Treasury  |                           |     |     |      |  | 199.07  | -----  | -----                             | -----   | -----                           | 199.07            |
| Subtotal   |                           |     | 012 | 4209 | 000                                      | 200.04  | -----  | -----                             | -0.05   | -----                           | 200.09            |
| Rural Telephone Bank Direct Loan Financing Account, Rural Utilities<br>Service<br>Fund Resources:<br>Undisbursed Funds                                 | No Year                   |     | 012 | 4210 | 000                                      | 3,535,485.89  | -----  | -3,177,000.00                     | -2,158,466.32   | -----                           | 2,516,952.21      |
| Authority to Borrow from the Treasury  |                           |     |     |      |  | -----   | 12,353,698.00  | -2,340,149.00                     | -----   | 10,013,549.00                   | -----             |
| Subtotal   |                           |     | 012 | 4210 | 000                                      | 3,535,485.89  | 12,353,698.00  | -5,517,149.00                     | -2,158,466.32   | 10,013,549.00                   | 2,516,952.21      |
| Apple Loans Direct Loan Financing Account, Farm Service Agency<br>Fund Resources:<br>Undisbursed Funds   | No Year                   |     | 012 | 4211 | 000                                      | 14,105.38   | -----  | -----                             | 7,908.44  | -----                           | 6,196.94          |

Footnotes at End of Chapter

## Appropriations, Outlays, and Balances - Continued

| Appropriation or Fund Account<br><br>Title  | Account Symbol            |     |     |             | Balances,<br>Beginning of<br>Fiscal Year | Appropriations<br>and Other<br>Obligational<br>Authority <sup>1</sup> | Transfers<br>Borrowings<br>and<br>Investment<br>(Net) <sup>2</sup> | Outlays<br>(Net)  | Balances<br>Withdrawn<br>and Other<br>Transactions <sup>3</sup> | Balances, End<br>of Fiscal Year |                  |
|---|---------------------------|-----|-----|-------------|--|---|--|-------------------|---|---------------------------------|------------------|
|   | Period of<br>Availability | ATA | AID | MAIN<br>SUB |  |   |  |                   |   |                                 |                  |
| Agricultural Credit Insurance Fund Direct Loan Financing Account,<br>Consolidated Farm Service Agency<br>Fund Resources:              |                           |     |     |             |  |   |  |                   |   |                                 |                  |
| Undisbursed Funds   | No Year                   |     | 012 | 4212        | 000                                      | 2,114,038,360.31  | 16,460,388.00  | 780,663,790.02    | 335,708,003.04  | <sup>5</sup> 21,720,613.00      | 2,553,733,922.29 |
| Authority to Borrow from the Treasury   |                           |     |     |             |  | 618,459,749.57  | 5,757,043,841.00   | -2,921,430,306.02 | -----   | 2,851,042,307.33                | 603,030,977.22   |
| Subtotal  |                           |     | 012 | 4212        | 000                                      | 2,732,498,109.88  | 5,773,504,229.00   | -2,140,766,516.00 | 335,708,003.04  | 2,872,762,920.33                | 3,156,764,899.51 |
| Agricultural Credit Insurance Fund Guaranteed Loan Financing Account,<br>Consolidated Farm Service Agency<br>Fund Resources:          |                           |     |     |             |  |   |  |                   |   |                                 |                  |
| Undisbursed Funds   | No Year                   |     | 012 | 4213        | 000                                      | 183,502,119.38  | 2,361,256.00   | 195,481,613.15    | -6,740,886.26   | <sup>5</sup> 384.00             | 388,085,490.79   |
| Authority to Borrow from the Treasury   |                           |     |     |             |  | 1,785,273.41  | 428,797,949.06   | -199,922,001.07   | -----   | 229,282,209.62                  | 1,379,011.78     |
| Subtotal  |                           |     | 012 | 4213        | 000                                      | 185,287,392.79  | 431,159,205.06   | -4,440,387.92     | -6,740,886.26   | 229,282,593.62                  | 389,464,502.57   |
| Rural Housing Insurance Fund Direct Loan Financing Account, Rural<br>Housing and Community Development Service<br>Fund Resources:     |                           |     |     |             |  |   |  |                   |   |                                 |                  |
| Undisbursed Funds   | No Year                   |     | 012 | 4215        | 000                                      | 1,324,357,832.93  | -----  | 439,306,219.00    | 1,162,285,406.71  | -----                           | 601,378,645.22   |
| Authority to Borrow from the Treasury   |                           |     |     |             |  | <sup>7</sup> 1,233,524,946.70   | 1,945,399,294.16   | -1,699,095,500.00 | -----   | 186,117,595.56                  | 1,293,711,145.30 |
| Subtotal  |                           |     | 012 | 4215        | 000                                      | 2,557,882,779.63  | 1,945,399,294.16   | -1,259,789,281.00 | 1,162,285,406.71  | 186,117,595.56                  | 1,895,089,790.52 |
| Rural Housing Insurance Fund Guaranteed Loan Financing Account, Rural<br>Housing and Community Development Service<br>Fund Resources: |                           |     |     |             |  |   |  |                   |   |                                 |                  |
| Undisbursed Funds   | No Year                   |     | 012 | 4216        | 000                                      | 182,389,355.30  | -----  | 142,218,500.00    | -63,436,020.85  | -----                           | 388,043,876.15   |
| Authority to Borrow from the Treasury   |                           |     |     |             |  | 25,328,848.11   | 210,705,111.00   | -180,817,000.00   | -----   | 35,220,366.08                   | 19,996,593.03    |
| Subtotal  |                           |     | 012 | 4216        | 000                                      | 207,718,203.41  | 210,705,111.00   | -38,598,500.00    | -63,436,020.85  | 35,220,366.08                   | 408,040,469.18   |
| Rural Development Insurance Fund Guaranteed Loan Financing Account,<br>Rural Utilities Service<br>Fund Resources:                     |                           |     |     |             |  |   |  |                   |   |                                 |                  |
| Undisbursed Funds   | No Year                   |     | 012 | 4218        | 000                                      | 729,315.67  | -----  | -48,000.00        | -86,734.53  | -----                           | 768,050.20       |
| Authority to Borrow from the Treasury   |                           |     |     |             |  | 4,057,833.13  | -----  | -----             | -----   | -----                           | 4,057,833.13     |
| Subtotal  |                           |     | 012 | 4218        | 000                                      | 4,787,148.80  | -----  | -48,000.00        | -86,734.53  | -----                           | 4,825,883.33     |
| Rural Development Loan Fund Direct Loan Financing Account, Rural<br>Business and Cooperative Development Service<br>Fund Resources:   |                           |     |     |             |  |   |  |                   |   |                                 |                  |
| Undisbursed Funds   | No Year                   |     | 012 | 4219        | 000                                      | 26,859,859.82   | -----  | -8,992,000.01     | -4,759,589.83   | -----                           | 22,627,449.64    |
| Authority to Borrow from the Treasury   |                           |     |     |             |  | 31,493,020.18   | 19,876,305.71  | -18,448,000.00    | -----   | 3,418,137.89                    | 29,503,188.00    |
| Subtotal  |                           |     | 012 | 4219        | 000                                      | 58,352,880.00   | 19,876,305.71  | -27,440,000.01    | -4,759,589.83   | 3,418,137.89                    | 52,130,637.64    |
| Emergency Boll Weevil Direct Loan Financing Account, Farm Service<br>Agency<br>Fund Resources:  |                           |     |     |             |  |   |  |                   |   |                                 |                  |
| Undisbursed Funds   | No Year                   |     | 012 | 4221        | 000                                      | 3,174.56  | -----  | -3,175.14         | -0.58   | -----                           | -----            |
| Authority to Borrow from the Treasury   |                           |     |     |             |  | -----   | 165.00   | -----             | -----   | 165.00                          | -----            |
| Subtotal  |                           |     | 012 | 4221        | 000                                      | 3,174.56  | 165.00   | -3,175.14         | -0.58   | 165.00                          | - 0 -            |

Footnotes at End of Chapter

Appropriations, Outlays, and Balances - Continued

| Appropriation or Fund Account<br><br>Title   | Account Symbol            |     |     |      | Balances,<br>Beginning of<br>Fiscal Year | Appropriations<br>and Other<br>Obligational<br>Authority <sup>1</sup> | Transfers<br>Borrowings<br>and<br>Investment<br>(Net) <sup>2</sup> | Outlays<br>(Net)  | Balances<br>Withdrawn<br>and Other<br>Transactions <sup>3</sup> | Balances, End<br>of Fiscal Year |                  |
|--|---------------------------|-----|-----|------|--|---|--|-------------------|---|---------------------------------|------------------|
|  | Period of<br>Availability | ATA | AID | MAIN |  |   |  |                   |   |                                 | SUB              |
| Rural Business and Industry Loan, Direct Financing Account, Rural Business Cooperative Service<br>Fund Resources:                                |                           |     |     |      |  |   |  |                   |   |                                 |                  |
| Undisbursed Funds  | No Year                   |     | 012 | 4223 | 000                                      | 323,649.09  | -----  | 187,000.00        | 166,457.22  | -----                           | 344,191.87       |
| Authority to Borrow from the Treasury  |                           |     |     |      |  | -----   | 2,873,579.00   | -196,000.00       | -----   | 2,677,579.00                    | -----            |
| Subtotal   |                           |     | 012 | 4223 | 000                                      | 323,649.09  | 2,873,579.00   | -9,000.00         | 166,457.22  | 2,677,579.00                    | 344,191.87       |
| Rural Community Facility Loans Direct Financing Account, Rural Housing Service<br>Fund Resources:  |                           |     |     |      |  |   |  |                   |   |                                 |                  |
| Undisbursed Funds  | No Year                   |     | 012 | 4225 | 000                                      | 825,277,151.12  | -----  | 32,618,630.00     | 364,525,688.52  | -----                           | 493,370,092.60   |
| Authority to Borrow from the Treasury  |                           |     |     |      |  | 4,863,688,157.51  | 3,669,324,235.00   | -870,576,000.00   | -----   | 2,667,065,801.62                | 4,995,370,590.89 |
| Subtotal   |                           |     | 012 | 4225 | 000                                      | 5,688,965,308.63  | 3,669,324,235.00   | -837,957,370.00   | 364,525,688.52  | 2,667,065,801.62                | 5,488,740,683.49 |
| Rural Water and Waste Disposal Loans Direct Financing Account, Rural Utilities Service<br>Fund Resources:  |                           |     |     |      |  |   |  |                   |   |                                 |                  |
| Undisbursed Funds  | No Year                   |     | 012 | 4226 | 000                                      | 1,112,642,525.10  | -----  | -148,807,000.00   | 299,510,304.29  | -----                           | 664,325,220.81   |
| Authority to Borrow from the Treasury  |                           |     |     |      |  | 5,181,327,333.09  | 1,198,975,949.17   | -972,914,000.00   | -----   | 217,572,576.72                  | 5,189,816,705.54 |
| Subtotal   |                           |     | 012 | 4226 | 000                                      | 6,293,969,858.19  | 1,198,975,949.17   | -1,121,721,000.00 | 299,510,304.29  | 217,572,576.72                  | 5,854,141,926.35 |
| Rural Business and Industry Loans Guaranteed Financing Account, Rural Business-Cooperative Service<br>Fund Resources:                            |                           |     |     |      |  |   |  |                   |   |                                 |                  |
| Undisbursed Funds  | No Year                   |     | 012 | 4227 | 000                                      | 254,564,794.81  | -----  | -20,511,052.00    | -23,570,270.88  | -----                           | 257,624,013.69   |
| Authority to Borrow from the Treasury  |                           |     |     |      |  | -----   | 25,586,000.00  | -25,586,000.00    | -----   | -----                           | -----            |
| Subtotal   |                           |     | 012 | 4227 | 000                                      | 254,564,794.81  | 25,586,000.00  | -46,097,052.00    | -23,570,270.88  | -----                           | 257,624,013.69   |
| Rural Community Facility Loans Guaranteed Financing Account, Rural Housing Service<br>Fund Resources:  |                           |     |     |      |  |   |  |                   |   |                                 |                  |
| Undisbursed Funds  | No Year                   |     | 012 | 4228 | 000                                      | 26,080,454.21   | -----  | 2,615,000.00      | 13,731,979.76   | -----                           | 14,963,474.45    |
| Authority to Borrow from the Treasury  |                           |     |     |      |  | -----   | 4,518,927.86   | -4,365,000.00     | -----   | 153,927.86                      | -----            |
| Subtotal   |                           |     | 012 | 4228 | 000                                      | 26,080,454.21   | 4,518,927.86   | -1,750,000.00     | 13,731,979.76   | 153,927.86                      | 14,963,474.45    |
| Renewable Energy Guaranteed Loan Financing Account, Rural Business - Cooperative<br>Fund Resources:  |                           |     |     |      |  |   |  |                   |   |                                 |                  |
| Undisbursed Funds  | No Year                   |     | 012 | 4267 | 000                                      | 23,718,305.47   | -----  | 5,630,000.00      | 11,708,697.44   | -----                           | 17,639,608.03    |
| Authority to Borrow from the Treasury  |                           |     |     |      |  | 3,529,900.00  | 2,134,100.00   | -5,664,000.00     | -----   | -----                           | -----            |
| Subtotal   |                           |     | 012 | 4267 | 000                                      | 27,248,205.47   | 2,134,100.00   | -34,000.00        | 11,708,697.44   | -----                           | 17,639,608.03    |
| Agricultural Credit Insurance Fund Direct Loan Financing Account- Recovery Act, Consolidated Farm Service Agency, Agriculture<br>Fund Resources: |                           |     |     |      |  |   |  |                   |   |                                 |                  |
| Undisbursed Funds  | No Year                   |     | 012 | 4284 | 000                                      | 1,494,992.74  | -----  | -1,510,000.00     | -4,142,391.82   | <sup>5</sup> 9,364.00           | 4,118,020.56     |
| Authority to Borrow from the Treasury  |                           |     |     |      |  | -----   | 607,210.00   | -----             | -----   | 607,210.00                      | -----            |
| Subtotal   |                           |     | 012 | 4284 | 000                                      | 1,494,992.74  | 607,210.00   | -1,510,000.00     | -4,142,391.82   | 616,574.00                      | 4,118,020.56     |

Footnotes at End of Chapter



## Appropriations, Outlays, and Balances - Continued

| Appropriation or Fund Account<br><br>Title   | Account Symbol            |     |     |      | Balances,<br>Beginning of<br>Fiscal Year | Appropriations<br>and Other<br>Obligational<br>Authority <sup>1</sup> | Transfers<br>Borrowings<br>and<br>Investment<br>(Net) <sup>2</sup> | Outlays<br>(Net)        | Balances<br>Withdrawn<br>and Other<br>Transactions <sup>3</sup> | Balances, End<br>of Fiscal Year |
|--|---------------------------|-----|-----|------|--|---|--|-------------------------|---|---------------------------------|
|  | Period of<br>Availability | ATA | AID | MAIN |  |   |  |                         |   |                                 |
| Commodity Credit Corporation Export Guaranteed Financing Account<br>Fund Resources:  |                           |     |     |      |  |   |  |                         |   |                                 |
| Undisbursed Funds  | No Year                   |     | 012 | 4337 | 7 15,745,369.24                          | -----   | -73,493,093.80   | -85,464,610.81          | -----   | 27,716,886.25                   |
| Authority to Borrow from the Treasury  |                           |     |     |      | -----                                    | 6,000.02  | -6,000.02  | -----                   | -----   | -----                           |
| Subtotal   |                           |     | 012 | 4337 | 15,745,369.24                            | 6,000.02  | -73,499,093.82   | -85,464,610.81          | -----   | 27,716,886.25                   |
| Rural Microenterprise Investment Direct Loan Financing Account, Rural<br>Business - Cooperative Service, Agriculture<br>Fund Resources:            |                           |     |     |      |  |   |  |                         |   |                                 |
| Undisbursed Funds  | No Year                   |     | 012 | 4354 | 3,664,055.28                             | -----   | -441,600.00  | 1,462,132.13            | -----   | 1,760,323.15                    |
| Authority to Borrow from the Treasury  |                           |     |     |      | 6,456,958.86                             | 39,277,646.85   | -3,218,000.00  | -----                   | 34,730,493.16   | 7,786,112.55                    |
| Subtotal   |                           |     | 012 | 4354 | 10,121,014.14                            | 39,277,646.85   | -3,659,600.00  | 1,462,132.13            | 34,730,493.16   | 9,546,435.70                    |
| Biorefinery Assistance Guaranteed Loan Financing Account, Rural<br>Business - Cooperative Service, Agriculture<br>Fund Resources:                  |                           |     |     |      |  |   |  |                         |   |                                 |
| Undisbursed Funds  | No Year                   |     | 012 | 4355 | 70,563,198.11                            | -----   | 186,258,000.00   | 151,430,852.84          | -----   | 105,390,345.27                  |
| Authority to Borrow from the Treasury  |                           |     |     |      | 695,000.00                               | 186,258,000.00  | -186,258,000.00  | -----                   | -----   | 695,000.00                      |
| Subtotal   |                           |     | 012 | 4355 | 71,258,198.11                            | 186,258,000.00  | -----  | 151,430,852.84          | -----   | 106,085,345.27                  |
| Food Supply Chain and Agriculture Pandemic Response Guaranteed Loans<br>Financing Account, Office of the Secretary, Agriculture<br>Fund Resources: |                           |     |     |      |  |   |  |                         |   |                                 |
| Undisbursed Funds  | No Year                   |     | 012 | 4391 | 2,752,757.81                             | -----   | -----  | -21,024,915.80          | -----   | 23,777,673.61                   |
| <b>Total, Financing Accounts</b>   |                           |     |     |      | <b>38,243,917,324.84</b>                 | <b>55,124,769,528.22</b>  | <b>-8,529,027,975.56</b>   | <b>5,628,425,824.99</b> | <b>39,623,225,274.99</b>  | <b>39,588,007,777.52</b>        |

Footnotes at End of Chapter

Footnotes

- 1 The amounts in this column, unless otherwise footnoted, represent appropriations, increases and rescissions in borrowing authority or new contract authority. Appropriation accounts with appropriation transfer activity are presented in Table 1 (Appropriations and Appropriation Transfers) at the end of this chapter.
- 2 The amounts in this column, unless otherwise footnoted, represent transfers - other than appropriation transfers, borrowings (gross), investments (net), unrealized discounts or funds held outside the Treasury.
- 3 The amounts in this column, unless otherwise footnoted, represent obligated balances canceled for fiscal year 2018 pursuant to 31 U.S.C. 1553 and adjustments to borrowing and contract authority.
- 4 Represents Price Support, Supply and Relation Programs.
- 5 Represents capital transfer to miscellaneous receipts.
- 6 Includes \$139,024,390.00 which represents capital transfer to miscellaneous receipts.
- 7 The opening balance(s) of the following account(s) have been adjusted during the current fiscal year and do not agree with last year's closing balance(s):

| <u>Account Symbol:(ATA, AID, POA, MAIN, SUB)</u>        | <u>Adjustment</u>      |
|---|------------------------|
| 012 X 0133 000 - Undi sbursed Funds                     | -\$710, 712. 66        |
| 012 2018 0502 000 - Undi sbursed Funds                  | \$373, 731. 40         |
| 012 2018 1500 000 - Undi sbursed Funds                  | \$336, 981. 26         |
| 012 X 4336 000 - Undi sbursed Funds                     | \$20, 000, 000. 00     |
| 012 X 4336 000 - Authori ty to Borrow from the Treasury | \$2, 431, 023, 894. 34 |
| 012 X 4336 000 - Authori ty to Borrow from the Public   | -\$299, 850, 523. 34   |
| 012 X 2274 000 - Undi sbursed Funds                     | \$60. 84               |
| 012 X 5004 000 - Undi sbursed Funds                     | -\$310, 369. 00        |
| 012 X 5367 000 - Undi sbursed Funds                     | -\$49, 012. 00         |
| 012 X 4049 000 - Undi sbursed Funds                     | -\$37, 446. 19         |
| 012 X 4143 000 - Undi sbursed Funds                     | \$525, 589. 96         |
| 012 X 4215 000 - Authori ty to Borrow from the Treasury | \$157, 616, 668. 38    |
| 012 X 4337 000 - Undi sbursed Funds                     | \$2, 010, 270. 08      |

- 8 Pursuant to Public Law # 7 U.S.C. 7632 (k)(5), the balance for this account has been extended beyond the normal period of availability to liquidate obligations.
- 9 Pursuant to Public Law # 115-141, 131 Stat. 383, Sec. 707, the balance for this account has been extended beyond the normal period of availability to liquidate obligations.
- 10 Pursuant to Public Law # 115-31, 131 Stat. 167, Sec. 707, the balance for this account has been extended beyond the normal period of availability to liquidate obligations.
- 11 Pursuant to Public Law # 114-113, 129 Stat. 2273 Sec. 707, the balance for this account has been extended beyond the normal period of availability to liquidate obligations.
- 12 Pursuant to Public Law # 113-235, 128 Stat. 2162 Sec. 707, the balance for this account has been extended beyond the normal period of availability to liquidate obligations.
- 13 Pursuant to Public Law # 113-76, 128 Stat. 34 Sec. 707, the balance for this account has been extended beyond the normal period of availability to liquidate obligations.
- 14 Pursuant to Public Law # 113-6, 127 Stat. 227 Sec. 708, the balance for this account has been extended beyond the normal period of availability to liquidate obligations.
- 15 Pursuant to Public Law # 112-55, 125 Stat. 581 Sec. 708, the balance for this account has been extended beyond the normal period of availability to liquidate obligations.
- 16 Pursuant to Public Law # 111-80, 123 Stat. 2122 Sec. 719; 112-10, 125 Stat. 102 Sec. 1101, the balance for this account has been extended beyond the normal period of availability to liquidate obligations.
- 17 Pursuant to Public Law # 111-80, 123 Stat. 2122 Sec. 719, the balance for this account has been extended beyond the normal period of availability to liquidate obligations.
- 18 Pursuant to Public Law # 111-8, 123 Stat. 556 Sec. 720, the balance for this account has been extended beyond the normal period of availability to liquidate obligations.
- 19 Pursuant to Public Law # 110-161, 121 Stat. 1878 Sec. 725, the balance for this account has been extended beyond the normal period of availability to liquidate obligations.
- 20 Pursuant to Public Law # 108-447, 118 Stat. 2847 Sec. 766, the balance for this account has been extended beyond the normal period of availability to liquidate obligations.
- 21 Pursuant to Public Law # 109-234, 120 Stat. 446, the balance for this account has been extended beyond the normal period of availability to liquidate obligations.
- 22 Pursuant to Public Law # 115-31, 131 Stat. 366, the balance for this account has been extended beyond the normal period of availability to liquidate obligations.
- 23 Pursuant to Public Law # 115-31, 131 Stat. 152-153, the balance for this account has been extended beyond the normal period of availability to liquidate obligations.

## Appropriations, Outlays, and Balances - Continued

### Footnotes

- 24 Pursuant to Public Law # 114-113, 129 Stat. 2259; 114-113, 129 Stat. 2273 Sec. 705, the balance for this account has been extended beyond the normal period of availability to liquidate obligations.
- 25 Pursuant to Public Law # 113-235, 128 Stat. 2148 Sec. 705, the balance for this account has been extended beyond the normal period of availability to liquidate obligations.
- 26 Pursuant to Public Law # 113-76, 128 Stat. 34 Sec. 705, the balance for this account has been extended beyond the normal period of availability to liquidate obligations.
- 27 Pursuant to Public Law # 113-6, 127 Stat. 226, the balance for this account has been extended beyond the normal period of availability to liquidate obligations.
- 28 Pursuant to Public Law # 112-55, 125 Stat. 581, the balance for this account has been extended beyond the normal period of availability to liquidate obligations.
- 29 Pursuant to Public Law # 111-80, 123 Stat. 2105, 2119 and 2120, the balance for this account has been extended beyond the normal period of availability to liquidate obligations.
- 30 Pursuant to Public Law # 111-8, 123 Stat. 553 and 554, the balance for this account has been extended beyond the normal period of availability to liquidate obligations.
- 31 Pursuant to Public Law # 110-161, 121 Stat. 1875 and 1861, the balance for this account has been extended beyond the normal period of availability to liquidate obligations.
- 32 Pursuant to Public Law # 109-97, 119 Stat. 2150 Sec. 711, the balance for this account has been extended beyond the normal period of availability to liquidate obligations.
- 33 Pursuant to Public Law # 108-447, 118 Stat. 2839, the balance for this account has been extended beyond the normal period of availability to liquidate obligations.
- 34 Pursuant to Public Law # 108-199, 118 Stat. 32 Sec. 712, the balance for this account has been extended beyond the normal period of availability to liquidate obligations.
- 35 Pursuant to Public Law # 108-7, 117 Stat. 39 Sec. 712, the balance for this account has been extended beyond the normal period of availability to liquidate obligations.
- 36 Pursuant to Public Law # 107-76, 115 Stat. 733 Sec. 712, the balance for this account has been extended beyond the normal period of availability to liquidate obligations.
- 37 Pursuant to Public Law # 106-387, 114 Stat. 1549A-29, the balance for this account has been extended beyond the normal period of availability to liquidate obligations.
- 38 Pursuant to Public Law # 106-78, 113 Stat. 1162 Sec. 713, the balance for this account has been extended beyond the normal period of availability to liquidate obligations.
- 39 Pursuant to Public Law # 105-86, 111 Stat. 2095-2096, the balance for this account has been extended beyond the normal period of availability to liquidate obligations.
- 40 Pursuant to Public Law # 104-180, 110 Stat. 1584, the balance for this account has been extended beyond the normal period of availability to liquidate obligations.
- 41 Pursuant to Public Law # 104-19, 109 Stat. 217-318, the balance for this account has been extended beyond the normal period of availability to liquidate obligations.
- 42 Pursuant to Public Law # 103-330, 108 Stat. 2454, the balance for this account has been extended beyond the normal period of availability to liquidate obligations.
- 43 Pursuant to Public Law # 103-111, 107 Stat. 1065, the balance for this account has been extended beyond the normal period of availability to liquidate obligations.
- 44 Pursuant to Public Law # 102-341, 106 Stat. 893, the balance for this account has been extended beyond the normal period of availability to liquidate obligations.
- 45 Pursuant to Public Law # 115-141, 132 Stat. 382 Sec. 705, the balance for this account has been extended beyond the normal period of availability to liquidate obligations.
- 46 Pursuant to Public Law # 115-141, 131 Stat. 166 Sec. 705, the balance for this account has been extended beyond the normal period of availability to liquidate obligations.
- 47 Pursuant to Public Law # 114-113, 129 Stat. 2273 Sec. 705, the balance for this account has been extended beyond the normal period of availability to liquidate obligations.
- 48 Pursuant to Public Law # 115-31, 131 Stat. 166 Sec. 705, the balance for this account has been extended beyond the normal period of availability to liquidate obligations.
- 49 Includes \$2,758,938,454.07 which represents net borrowing from the Federal Financing Bank in lieu of issuance of agency debt.
- 50 Includes \$1,398,471,293.51 which represents net borrowing from the U.S. Treasury.

**Appropriations, Outlays, and Balances - Continued**

**Footnotes**

**Table 1 - Appropriations and Appropriation Transfers - Department of Agriculture**

| AID | ATA | Period of Availability | MAIN | Net Appropriations and Appropriation Transfers | Appropriation Amount | Net Appropriation Transfers | AID Involved | ATA Involved | Period of Availability Involved | MAIN Involved | Amount From or To (-) |
|-----|-----|------------------------|------|--|----------------------|-----------------------------|--------------|--------------|---------------------------------|---------------|-----------------------|
| 012 |     | 23                     | 0013 | 87,534,000.00                                  | 92,284,000.00        | -4,750,000.00               | 012          |              | X                               | 4609          | -4,750,000.00         |
| 012 |     | X                      | 0115 | 6,202,039,392.00                               | 3,763,015,000.00     | 2,439,024,392.00            | 012          |              | X                               | 4336          | 2,439,024,392.00      |
| 012 |     | 23                     | 0115 | 90,567,000.00                                  | 67,067,000.00        | 23,500,000.00               | 012          |              | X                               | 4336          | 25,000,000.00         |
|     |     |                        |      |  |                      |                             | 012          |              | X                               | 4609          | -1,500,000.00         |
| 012 |     | 23                     | 0123 | 27,881,000.00                                  | 28,181,000.00        | -300,000.00                 | 012          |              | X                               | 4609          | -300,000.00           |
| 012 |     | 23                     | 0129 | 1,251,000.00                                   | 1,376,000.00         | -125,000.00                 | 012          |              | X                               | 4609          | -125,000.00           |
| 012 |     | 23                     | 0136 | 5,436,000.00                                   | 5,556,000.00         | -120,000.00                 | 012          |              | X                               | 4609          | -120,000.00           |
| 012 |     | 23                     | 0180 | 307,612,000.00                                 | 248,684,000.00       | 58,928,000.00               | 012          |              | X                               | 1004          | 60,228,000.00         |
|     |     |                        |      |  |                      |                             | 012          |              | X                               | 4609          | -1,300,000.00         |
| 012 |     | 23                     | 0215 | 2,250,000.00                                   | 0.00                 | 2,250,000.00                | 012          |              | X                               | 4336          | 2,250,000.00          |
| 012 |     | X                      | 0403 | 135,000,000.00                                 | 0.00                 | 135,000,000.00              | 012          |              | 23                              | 0403          | 135,000,000.00        |
| 012 |     | 23                     | 0403 | 214,157,000.00                                 | 351,087,000.00       | -136,930,000.00             | 012          |              | X                               | 0403          | -135,000,000.00       |
|     |     |                        |      |  |                      |                             | 012          |              | 2324                            | 0403          | -5,000,000.00         |
|     |     |                        |      |  |                      |                             | 012          |              | 23                              | 1955          | 70,000.00             |
|     |     |                        |      |  |                      |                             | 012          |              | X                               | 4336          | 3,000,000.00          |
| 012 |     | 2324                   | 0403 | 5,000,000.00                                   | 0.00                 | 5,000,000.00                | 012          |              | 23                              | 0403          | 5,000,000.00          |
| 012 |     | X                      | 0502 | 32,500,000.00                                  | 0.00                 | 32,500,000.00               | 012          |              | 23                              | 0502          | 32,500,000.00         |
| 012 |     | 23                     | 0502 | 590,910,000.00                                 | 567,410,000.00       | 23,500,000.00               | 012          |              | X                               | 0502          | -32,500,000.00        |
|     |     |                        |      |  |                      |                             | 012          |              | X                               | 4336          | 56,000,000.00         |
| 012 |     | 2324                   | 0502 | 40,000,000.00                                  | 5,000,000.00         | 35,000,000.00               | 012          |              | X                               | 4085          | 10,000,000.00         |
|     |     |                        |      |  |                      |                             | 012          |              | X                               | 4336          | 25,000,000.00         |
| 012 |     | X                      | 0600 | 752,515,000.00                                 | 696,594,000.00       | 55,921,000.00               | 012          |              | 23                              | 0600          | 55,921,000.00         |
| 012 |     | 23                     | 0600 | 447,792,000.00                                 | 518,713,000.00       | -70,921,000.00              | 012          |              | X                               | 0600          | -55,921,000.00        |
|     |     |                        |      |  |                      |                             | 012          |              | 2324                            | 0600          | -15,000,000.00        |
| 012 |     | 2324                   | 0600 | 15,000,000.00                                  | 0.00                 | 15,000,000.00               | 012          |              | 23                              | 0600          | 15,000,000.00         |
| 012 |     | 23                     | 0706 | 16,503,000.00                                  | 16,703,000.00        | -200,000.00                 | 012          |              | X                               | 4609          | -200,000.00           |
| 012 |     | X                      | 0900 | 2,829,000.00                                   | 0.00                 | 2,829,000.00                | 012          |              | X                               | 1106          | 2,649,000.00          |
|     |     |                        |      |  |                      |                             | 012          |              | X                               | 1115          | 180,000.00            |
| 012 |     | 2326                   | 0900 | 1,886,800.00                                   | 0.00                 | 1,886,800.00                | 012          |              | 2326                            | 1103          | 360,000.00            |
|     |     |                        |      |  |                      |                             | 012          |              | 2326                            | 1105          | 1,526,800.00          |
| 012 |     | X                      | 1004 | 3,953,887,000.00                               | 5,000,000.00         | 3,948,887,000.00            | 012          |              | 23                              | 0180          | -60,228,000.00        |
|     |     |                        |      |  |                      |                             | 012          |              | X                               | 4336          | 4,009,115,000.00      |

## Appropriations, Outlays, and Balances - Continued

### Footnotes

Table 1 - Appropriations and Appropriation Transfers - Department of Agriculture

| AID | ATA | Period of Availability | MAIN | Net Appropriations and Appropriation Transfers | Appropriation Amount | Net Appropriation Transfers | AID Involved | ATA Involved | Period of Availability Involved | MAIN Involved | Amount From or To (-) |
|-----|-----|------------------------|------|--|----------------------|-----------------------------|--------------|--------------|---------------------------------|---------------|-----------------------|
| 012 |     | 23                     | 1004 | 5,000,000.00                                   | 0.00                 | 5,000,000.00                | 012          |              | X                               | 4336          | 5,000,000.00          |
| 012 |     | 23                     | 1072 | 50,000,000.00                                  | 0.00                 | 50,000,000.00               | 012          |              | X                               | 4336          | 50,000,000.00         |
| 012 |     | 2326                   | 1103 | 213,558,891.00                                 | 230,048,000.00       | -16,489,109.00              | 012          |              | 2326                            | 0900          | -360,000.00           |
|     |     |                        |      |  |                      |                             | 012          |              | 2326                            | 1106          | -7,400,000.00         |
|     |     |                        |      |  |                      |                             | 012          |              | 2326                            | 1122          | -8,729,109.00         |
| 012 |     | X                      | 1104 | 36,950,000.00                                  | 2,000,000.00         | 34,950,000.00               | 012          |              | X                               | 1106          | 29,450,000.00         |
|     |     |                        |      |  |                      |                             | 012          |              | X                               | 1115          | 5,500,000.00          |
| 012 |     | 2326                   | 1104 | 312,773,000.00                                 | 309,273,000.00       | 3,500,000.00                | 012          |              | 2326                            | 1105          | 3,500,000.00          |
| 012 |     | X                      | 1105 | 170,081,287.00                                 | 148,000,000.00       | 22,081,287.00               | 012          |              | X                               | 1106          | 22,081,287.00         |
| 012 |     | 2326                   | 1105 | 609,890,960.00                                 | 643,118,000.00       | -33,227,040.00              | 012          |              | 2326                            | 0900          | -1,526,800.00         |
|     |     |                        |      |  |                      |                             | 012          |              | 2326                            | 1104          | -3,500,000.00         |
|     |     |                        |      |  |                      |                             | 012          |              | 2326                            | 1122          | -28,022,000.00        |
| 012 |     | X                      | 1106 | 615,165,773.00                                 | 739,800,000.00       | -124,634,227.00             | 012          | 014          | 2326                            | 1105          | -178,240.00           |
|     |     |                        |      |  |                      |                             | 012          |              | X                               | 0900          | -2,649,000.00         |
|     |     |                        |      |  |                      |                             | 012          |              | X                               | 1104          | -29,450,000.00        |
|     |     |                        |      |  |                      |                             | 012          |              | X                               | 1105          | -22,081,287.00        |
|     |     |                        |      |  |                      |                             | 012          |              | X                               | 1115          | -30,663,000.00        |
|     |     |                        |      |  |                      |                             | 012          |              | X                               | 1122          | -30,790,940.00        |
|     |     |                        |      |  |                      |                             | 013          |              | X                               | 1450          | -1,501,225.00         |
|     |     |                        |      |  |                      |                             | 014          |              | X                               | 1611          | -7,498,775.00         |
| 012 |     | 2326                   | 1106 | 1,981,788,000.00                               | 1,974,388,000.00     | 7,400,000.00                | 012          |              | 2326                            | 1103          | 7,400,000.00          |
| 012 |     | X                      | 1115 | 3,650,189,421.00                               | 2,527,956,000.00     | 1,122,233,421.00            | 012          |              | X                               | 0900          | -180,000.00           |
|     |     |                        |      |  |                      |                             | 012          |              | X                               | 1104          | -5,500,000.00         |
|     |     |                        |      |  |                      |                             | 012          |              | X                               | 1106          | 30,663,000.00         |
|     |     |                        |      |  |                      |                             | 012          |              | X                               | 1121          | 1,105,000,000.00      |
|     |     |                        |      |  |                      |                             | 012          |              | X                               | 1122          | -8,220,000.00         |
|     |     |                        |      |  |                      |                             | 014          |              | X                               | 1125          | 470,421.00            |
| 012 |     | X                      | 1121 | 1,105,000,000.00                               | 2,210,000,000.00     | -1,105,000,000.00           | 012          |              | X                               | 1115          | -1,105,000,000.00     |
| 012 |     | X                      | 1122 | 39,010,940.00                                  | 0.00                 | 39,010,940.00               | 012          |              | X                               | 1106          | 30,790,940.00         |
|     |     |                        |      |  |                      |                             | 012          |              | X                               | 1115          | 8,220,000.00          |
| 012 |     | 2326                   | 1122 | 1,187,148,359.00                               | 1,152,744,000.00     | 34,404,359.00               | 012          |              | 2326                            | 1103          | 8,729,109.00          |
|     |     |                        |      |  |                      |                             | 012          |              | 2326                            | 1105          | 28,022,000.00         |

**Appropriations, Outlays, and Balances - Continued**

**Footnotes**

**Table 1 - Appropriations and Appropriation Transfers - Department of Agriculture**

| AID | ATA | Period of Availability | MAIN | Net Appropriations and Appropriation Transfers | Appropriation Amount | Net Appropriation Transfers | AID Involved | ATA Involved | Period of Availability Involved | MAIN Involved | Amount From or To (-) |
|-----|-----|------------------------|------|--|----------------------|-----------------------------|--------------|--------------|---------------------------------|---------------|-----------------------|
|     |     |                        |      |  |                      |                             | 014          |              | 2326                            | 1125          | -2,346,750.00         |
| 012 |     | 23                     | 1230 | 1,204,497,140.35                               | 1,207,754,140.35     | -3,257,000.00               | 012          |              | X                               | 4609          | -3,257,000.00         |
| 012 |     | X                      | 1500 | 561,924,000.00                                 | 5,000,000.00         | 556,924,000.00              | 012          |              | 23                              | 1500          | 556,924,000.00        |
| 012 |     | 23                     | 1500 | 529,697,000.00                                 | 1,094,121,000.00     | -564,424,000.00             | 012          |              | X                               | 1500          | -556,924,000.00       |
|     |     |                        |      |  |                      |                             | 012          |              | 2324                            | 1500          | -7,500,000.00         |
| 012 |     | 2324                   | 1500 | 7,500,000.00                                   | 0.00                 | 7,500,000.00                | 012          |              | 23                              | 1500          | 7,500,000.00          |
| 012 |     | 23                     | 1502 | 33,500,000.00                                  | 41,500,000.00        | -8,000,000.00               | 012          |              | 2324                            | 1502          | -8,000,000.00         |
| 012 |     | 2324                   | 1502 | 138,000,000.00                                 | 0.00                 | 138,000,000.00              | 012          |              | 23                              | 1502          | 8,000,000.00          |
|     |     |                        |      |  |                      |                             | 012          |              | X                               | 4336          | 130,000,000.00        |
| 012 |     | X                      | 1600 | 941,222,219.00                                 | 514,644,000.00       | 426,578,219.00              | 012          |              | X                               | 4336          | 426,578,219.00        |
| 012 |     | 23                     | 1600 | 721,927,000.00                                 | 647,927,000.00       | 74,000,000.00               | 012          |              | X                               | 4336          | 75,000,000.00         |
|     |     |                        |      |  |                      |                             | 012          |              | X                               | 4609          | -1,000,000.00         |
| 012 |     | 2324                   | 1600 | 8,500,000.00                                   | 133,500,000.00       | -125,000,000.00             | 070          |              | 2324                            | 0530          | -125,000,000.00       |
| 012 |     | X                      | 1801 | 66,413,000.00                                  | 0.00                 | 66,413,000.00               | 012          |              | 23                              | 1801          | 66,413,000.00         |
| 012 |     | 23                     | 1801 | 144,663,000.00                                 | 211,076,000.00       | -66,413,000.00              | 012          |              | X                               | 1801          | -66,413,000.00        |
| 012 |     | X                      | 1900 | 35,021,739.00                                  | 16,000,000.00        | 19,021,739.00               | 012          |              | X                               | 4336          | 19,021,739.00         |
| 012 |     | X                      | 1908 | 50,000,000.00                                  | 0.00                 | 50,000,000.00               | 012          |              | X                               | 4336          | 50,000,000.00         |
| 012 |     | 23                     | 1955 | -817,600.00                                    | 0.00                 | -817,600.00                 | 012          |              | 23                              | 0403          | -70,000.00            |
|     |     |                        |      |  |                      |                             | 012          |              | X                               | 4609          | -747,600.00           |
| 012 |     | X                      | 1980 | 569,232,123.71                                 | 579,232,123.71       | -10,000,000.00              | 012          |              | X                               | 2042          | -10,000,000.00        |
| 012 |     | X                      | 2042 | 10,000,000.00                                  | 0.00                 | 10,000,000.00               | 012          |              | X                               | 1980          | 10,000,000.00         |
| 012 |     | X                      | 2073 | 7,000,000.00                                   | 0.00                 | 7,000,000.00                | 012          |              | X                               | 4336          | 7,000,000.00          |
| 012 |     | 23                     | 2081 | 20,150,837.00                                  | 32,397,108.00        | -12,246,271.00              | 012          |              | X                               | 4609          | -12,246,271.00        |
| 012 |     | X                      | 2278 | 450,000,000.00                                 | 1,800,000,000.00     | -1,350,000,000.00           | 012          | 072          | X                               | 2278          | -1,350,000,000.00     |
| 012 |     | 23                     | 2300 | 60,137,000.00                                  | 60,537,000.00        | -400,000.00                 | 012          |              | X                               | 4609          | -400,000.00           |
| 012 |     | X                      | 2500 | 1,060,978,261.00                               | 25,000,000.00        | 1,035,978,261.00            | 012          |              | X                               | 4336          | 1,035,978,261.00      |
| 012 |     | X                      | 2501 | 5,000,000.00                                   | 0.00                 | 5,000,000.00                | 012          |              | 23                              | 2501          | 5,000,000.00          |
| 012 |     | 23                     | 2501 | 81,235,000.00                                  | 1,235,000.00         | 80,000,000.00               | 012          |              | X                               | 2501          | -5,000,000.00         |
|     |     |                        |      |  |                      |                             | 012          |              | X                               | 4336          | 85,000,000.00         |
| 012 |     | 23                     | 2707 | 73,570,000.00                                  | 66,870,000.00        | 6,700,000.00                | 012          |              | X                               | 4085          | 7,000,000.00          |
|     |     |                        |      |  |                      |                             | 012          |              | X                               | 4609          | -300,000.00           |
| 012 |     | X                      | 2900 | 4,500,000.00                                   | 1,000,000.00         | 3,500,000.00                | 012          |              | 23                              | 2900          | 3,500,000.00          |

## Appropriations, Outlays, and Balances - Continued

### Footnotes

Table 1 - Appropriations and Appropriation Transfers - Department of Agriculture

| AID | ATA | Period of Availability | MAIN | Net Appropriations and Appropriation Transfers | Appropriation Amount | Net Appropriation Transfers | AID Involved | ATA Involved | Period of Availability Involved | MAIN Involved | Amount From or To (-) |
|-----|-----|------------------------|------|--|----------------------|-----------------------------|--------------|--------------|---------------------------------|---------------|-----------------------|
| 012 |     | 23                     | 2900 | 219,590,200.00                                 | 237,330,000.00       | -17,739,800.00              | 012          |              | X                               | 2900          | -3,500,000.00         |
|     |     |                        |      |  |                      |                             | 012          |              | 2324                            | 2900          | -14,239,800.00        |
| 012 |     | 2324                   | 2900 | 14,239,800.00                                  | 0.00                 | 14,239,800.00               | 012          |              | 23                              | 2900          | 14,239,800.00         |
| 012 |     | X                      | 3105 | 5,000,000.00                                   | 0.00                 | 5,000,000.00                | 012          |              | X                               | 4336          | 5,000,000.00          |
| 012 |     | 23                     | 3505 | 183,649,173,000.00                             | 185,369,723,000.00   | -1,720,550,000.00           | 012          |              | 2324                            | 3505          | -1,217,550,000.00     |
|     |     |                        |      |  |                      |                             | 012          |              | 2223                            | 3510          | -503,000,000.00       |
| 012 |     | 2324                   | 3505 | 1,220,550,000.00                               | 3,000,000.00         | 1,217,550,000.00            | 012          |              | 23                              | 3505          | 1,217,550,000.00      |
| 012 |     | 2324                   | 3507 | 484,502,565.00                                 | 461,710,000.00       | 22,792,565.00               | 012          |              | X                               | 4336          | 20,600,000.00         |
|     |     |                        |      |  |                      |                             | 075          |              | 23                              | 0142          | 2,192,565.00          |
| 012 |     | 23                     | 3508 | 187,348,000.00                                 | 189,348,000.00       | -2,000,000.00               | 012          |              | X                               | 4609          | -2,000,000.00         |
| 012 |     | 2223                   | 3510 | 503,000,000.00                                 | 0.00                 | 503,000,000.00              | 012          |              | 23                              | 3505          | 503,000,000.00        |
| 012 |     | X                      | 3539 | 287,005,000.00                                 | 96,005,000.00        | 191,000,000.00              | 012          |              | X                               | 5209          | 191,000,000.00        |
| 012 |     | 2324                   | 3539 | 29,768,427,000.00                              | 3,253,114,048.00     | 26,515,312,952.00           | 012          |              | X                               | 4336          | 1,300,000,000.00      |
|     |     |                        |      |  |                      |                             | 012          |              | X                               | 5209          | 25,215,312,952.00     |
| 012 |     | 23                     | 3674 | 0.00   | 16,832,184,321.09    | -16,832,184,321.09          | 012          |              | X                               | 4336          | -16,832,184,321.09    |
| 012 |     | X                      | 3700 | 64,972,000.00                                  | 29,700,000.00        | 35,272,000.00               | 012          |              | 23                              | 3700          | 35,272,000.00         |
| 012 |     | 23                     | 3700 | 1,122,994,000.00                               | 1,158,266,000.00     | -35,272,000.00              | 012          |              | X                               | 3700          | -35,272,000.00        |
| 012 |     | X                      | 4085 | 15,366,667,038.53                              | 15,379,667,038.53    | -13,000,000.00              | 012          |              | 2324                            | 0502          | -10,000,000.00        |
|     |     |                        |      |  |                      |                             | 012          |              | 23                              | 2707          | -7,000,000.00         |
|     |     |                        |      |  |                      |                             | 012          |              | X                               | 4336          | 4,000,000.00          |
| 012 |     | X                      | 4336 | 7,043,616,710.09                               | 0.00                 | 7,043,616,710.09            | 012          |              | X                               | 0115          | -2,439,024,392.00     |
|     |     |                        |      |  |                      |                             | 012          |              | 23                              | 0115          | -25,000,000.00        |
|     |     |                        |      |  |                      |                             | 012          |              | 23                              | 0215          | -2,250,000.00         |
|     |     |                        |      |  |                      |                             | 012          |              | 23                              | 0403          | -3,000,000.00         |
|     |     |                        |      |  |                      |                             | 012          |              | 23                              | 0502          | -56,000,000.00        |
|     |     |                        |      |  |                      |                             | 012          |              | 2324                            | 0502          | -25,000,000.00        |
|     |     |                        |      |  |                      |                             | 012          |              | X                               | 1004          | -4,009,115,000.00     |
|     |     |                        |      |  |                      |                             | 012          |              | 23                              | 1004          | -5,000,000.00         |
|     |     |                        |      |  |                      |                             | 012          |              | 23                              | 1072          | -50,000,000.00        |
|     |     |                        |      |  |                      |                             | 012          |              | 2324                            | 1502          | -130,000,000.00       |
|     |     |                        |      |  |                      |                             | 012          |              | X                               | 1600          | -426,578,219.00       |
|     |     |                        |      |  |                      |                             | 012          |              | 23                              | 1600          | -75,000,000.00        |

Footnotes

Table 1 - Appropriations and Appropriation Transfers - Department of Agriculture

| AID | ATA | Period of Availability | MAIN | Net Appropriations and Appropriation Transfers | Appropriation Amount | Net Appropriation Transfers | AID Involved | ATA Involved | Period of Availability Involved | MAIN Involved   | Amount From or To (-) |
|-----|-----|------------------------|------|--|----------------------|-----------------------------|--------------|--------------|---------------------------------|-----------------|-----------------------|
| 012 |     | X                      | 4609 | 28,245,871.00                                  | 0.00                 | 28,245,871.00               | 012          |              | X                               | 1900            | -19,021,739.00        |
|     |     |                        |      |  |                      |                             | 012          |              | X                               | 1908            | -50,000,000.00        |
|     |     |                        |      |  |                      |                             | 012          |              | X                               | 2073            | -7,000,000.00         |
|     |     |                        |      |  |                      |                             | 012          |              | X                               | 2500            | -1,035,978,261.00     |
|     |     |                        |      |  |                      |                             | 012          |              | 23                              | 2501            | -85,000,000.00        |
|     |     |                        |      |  |                      |                             | 012          |              | X                               | 3105            | -5,000,000.00         |
|     |     |                        |      |  |                      |                             | 012          |              | 2324                            | 3507            | -20,600,000.00        |
|     |     |                        |      |  |                      |                             | 012          |              | 2324                            | 3539            | -1,300,000,000.00     |
|     |     |                        |      |  |                      |                             | 012          |              | 23                              | 3674            | 16,832,184,321.09     |
|     |     |                        |      |  |                      |                             | 012          |              | X                               | 4085            | -4,000,000.00         |
|     |     |                        |      |  |                      |                             | 012          |              | X                               | 5635            | -16,000,000.00        |
|     |     |                        |      |  |                      |                             | 012          |              | 23                              | 0013            | 4,750,000.00          |
|     |     |                        |      |  |                      |                             | 012          |              | 23                              | 0115            | 1,500,000.00          |
|     |     |                        |      |  |                      |                             | 012          |              | 23                              | 0123            | 300,000.00            |
|     |     |                        |      |  |                      |                             | 012          |              | 23                              | 0129            | 125,000.00            |
|     |     |                        |      |  |                      |                             | 012          |              | 23                              | 0136            | 120,000.00            |
|     |     |                        |      |  |                      |                             | 012          |              | 23                              | 0180            | 1,300,000.00          |
|     |     |                        |      |  |                      |                             | 012          |              | 23                              | 0706            | 200,000.00            |
|     |     |                        |      |  |                      |                             | 012          |              | 23                              | 1230            | 3,257,000.00          |
|     |     |                        |      |  |                      |                             | 012          |              | 23                              | 1600            | 1,000,000.00          |
| 012 |     | 23                     | 1955 | 747,600.00                                     |                      |                             |              |              |                                 |                 |                       |
| 012 |     | 23                     | 2081 | 12,246,271.00                                  |                      |                             |              |              |                                 |                 |                       |
| 012 |     | 23                     | 2300 | 400,000.00                                     |                      |                             |              |              |                                 |                 |                       |
| 012 |     | 23                     | 2707 | 300,000.00                                     |                      |                             |              |              |                                 |                 |                       |
| 012 |     | 23                     | 3508 | 2,000,000.00                                   |                      |                             |              |              |                                 |                 |                       |
| 012 |     | X                      | 5161 | -312,575,000.00                                | 0.00                 | -312,575,000.00             | 070          | X            | 0530                            | -312,575,000.00 |                       |
| 012 |     | X                      | 5209 | 1,354,453,636.11                               | 27,123,377,552.11    | -25,768,923,916.00          | 012          | X            | 3539                            | -191,000,000.00 |                       |
|     |     |                        |      |  |                      |                             | 012          |              | 2324                            | 3539            | -25,215,312,952.00    |
| 012 |     | X                      | 5215 | 114,391.00                                     | 0.00                 | 114,391.00                  | 013          | X            | 5139                            | -362,610,964.00 |                       |
| 012 |     | X                      | 5635 | 16,000,000.00                                  | 0.00                 | 16,000,000.00               | 014          | X            | 5198                            | 114,391.00      |                       |
| 012 |     | X                      | 5716 | 162,371,154.00                                 | 0.00                 | 162,371,154.00              | 012          | X            | 4336                            | 16,000,000.00   |                       |
|     |     |                        |      |  |                      |                             | 014          | X            | 5715                            | 162,371,154.00  |                       |



## Appropriations, Outlays, and Balances - Continued

### Footnotes

Table 1 - Appropriations and Appropriation Transfers - Department of Agriculture

| AID   | ATA | Period<br>of<br>Availability | MAIN | Net Appropriations and<br>Appropriation Transfers | Appropriation Amount | Net Appropriation<br>Transfers | AID<br>Involved | ATA<br>Involved | Period<br>of<br>Availability<br>Involved | MAIN<br>Involved | Amount From or To (-) |
|-------|-----|------------------------------|------|---|----------------------|--------------------------------|-----------------|-----------------|--|------------------|-----------------------|
| 012   | 014 | 2326                         | 1105 | 178,240.00  | 0.00                 | 178,240.00                     | 012             |                 | 2326                                     | 1105             | 178,240.00            |
| 012   | 072 | X                            | 2278 | 1,350,000,000.00                                  | 0.00                 | 1,350,000,000.00               | 012             |                 | X  | 2278             | 1,350,000,000.00      |
| Total |     |                              |      | 272,228,831,148.79                                | 272,875,215,331.79   | -646,384,183.00                |                 |                 |  |                  | -646,384,183.00       |

Appropriations, Outlays, and Balances - Continued

| Appropriation or Fund Account<br><br>Title   | Account Symbol            |     |     |      | Balances,<br>Beginning of<br>Fiscal Year | Appropriations<br>and Other<br>Obligational<br>Authority <sup>1</sup> | Transfers<br>Borrowings<br>and<br>Investment<br>(Net) <sup>2</sup> | Outlays<br>(Net) | Balances<br>Withdrawn<br>and Other<br>Transactions <sup>3</sup> | Balances, End<br>of Fiscal Year |               |
|--|---------------------------|-----|-----|------|--|---|--|------------------|---|---------------------------------|---------------|
|  | Period of<br>Availability | ATA | AID | MAIN |  |   |  |                  |   |                                 | SUB           |
| <p><b>Department of Commerce</b><br/> <b>Departmental Management</b><br/> <b>General Fund Accounts</b></p> |                           |     |     |      |  |   |  |                  |   |                                 |               |
| Office of Inspector General - Recovery Act, Departmental Management, Commerce<br>Fund Resources:           |                           |     |     |      |  |   |  |                  |   |                                 |               |
| Undisbursed Funds  | No Year                   |     | 013 | 0110 | 000                                      | 1,461,128.64  | -----  | -----            | 84,675.71   | -----                           | 1,376,452.93  |
| Salaries and Expenses, Departmental Management, Commerce<br>Fund Resources:                                |                           |     |     |      |  |   |  |                  |   |                                 |               |
| Undisbursed Funds  | 2023                      |     | 013 | 0120 | 000                                      | -----   | 95,000,000.00  | -----            | 85,074,867.62   | -----                           | 9,925,132.38  |
|  | 2022                      |     |     |      |  | 8,954,469.93  | -----  | -----            | 7,512,497.46  | -----                           | 1,441,972.47  |
|  | 2021-2022                 |     |     |      |  | 420.45  | -----  | -----            | -----   | -----                           | 420.45        |
|  | 2021                      |     |     |      |  | 1,205,208.62  | -----  | -----            | 20,038.05   | -----                           | 1,185,170.57  |
|  | 2020                      |     |     |      |  | 616,339.84  | -----  | -----            | -144,920.16   | -----                           | 761,260.00    |
|  | 2019                      |     |     |      |  | 1,917,053.39  | -----  | -----            | 13,532.48   | -----                           | 1,903,520.91  |
|  | 2018                      |     |     |      |  | 2,578,426.87  | -----  | -----            | 155,697.54  | 2,422,729.33                    | -----         |
|  | No Year                   |     |     |      |  | 278,157.44  | -----  | -----            | 221,038.78  | -----                           | 57,118.66     |
|  | Subtotal                  |     | 013 | 0120 | 000                                      | 15,550,076.54   | 95,000,000.00  | -----            | 92,852,751.77   | 2,422,729.33                    | 15,274,595.44 |
| Renovation and Modernization, Departmental Management, Commerce<br>Fund Resources:                         |                           |     |     |      |  |   |  |                  |   |                                 |               |
| Undisbursed Funds  | 2023                      |     | 013 | 0123 | 000                                      | -----   | 1,142,000.00   | -----            | 1,068,200.90  | -----                           | 73,799.10     |
|  | 2022                      |     |     |      |  | 74,703.26   | -----  | -----            | 66,490.38   | -----                           | 8,212.88      |
|  | 2021                      |     |     |      |  | 45,551.90   | -----  | -----            | -----   | -----                           | 45,551.90     |
|  | No Year                   |     |     |      |  | 30,136,485.70   | -----  | -----            | 2,404,559.76  | -----                           | 27,731,925.94 |
|  | Subtotal                  |     | 013 | 0123 | 000                                      | 30,256,740.86   | 1,142,000.00   | -----            | 3,539,251.04  | -----                           | 27,859,489.82 |
| Office of the Inspector General, Departmental Management, Commerce<br>Fund Resources:                      |                           |     |     |      |  |   |  |                  |   |                                 |               |
| Undisbursed Funds  | 2023-2032                 |     | 013 | 0126 | 000                                      | -----   | 20,000,000.00  | -----            | -----   | -----                           | 20,000,000.00 |
|  | 2022-2031                 |     |     |      |  | -----   | -----  | 2,000,000.00     | -----   | -----                           | 2,000,000.00  |
|  | 2022-2026                 |     |     |      |  | 997,731.39  | -----  | -----            | 21,037.42   | -----                           | 976,693.97    |
|  | 2022-2024                 |     |     |      |  | 2,535,744.40  | -----  | -----            | 2,211,117.06  | -----                           | 324,627.34    |
|  | 2023                      |     |     |      |  | -----   | 48,000,000.00  | -----            | 39,796,724.37   | -----                           | 8,203,275.63  |
|  | 2022-2023                 |     |     |      |  | 4,052,759.00  | -----  | -----            | 2,281,341.61  | -----                           | 1,771,417.39  |
|  | 2021-2023                 |     |     |      |  | 18,009.25   | -----  | -----            | 17,956.75   | -----                           | 52.50         |
|  | 2022                      |     |     |      |  | 6,712,744.04  | -----  | -----            | 6,340,283.50  | -----                           | 372,460.54    |
|  | 2021-2022                 |     |     |      |  | 1,366,787.78  | -----  | -----            | 1,006,708.35  | -----                           | 360,079.43    |
|  | 2020-2022                 |     |     |      |  | 7,645.55  | -----  | -----            | -34.64  | -----                           | 7,680.19      |
|  | 2021                      |     |     |      |  | 167,625.08  | -----  | -----            | 57,859.14   | -----                           | 109,765.94    |
|  | 2020-2021                 |     |     |      |  | 1,191.82  | -----  | -----            | -----   | -----                           | 1,191.82      |
|  | 2019-2021                 |     |     |      |  | 183,096.80  | -----  | -----            | 45,769.80   | -----                           | 137,327.00    |

Footnotes at End of Chapter

## Appropriations, Outlays, and Balances - Continued

| Appropriation or Fund Account<br><br>Title  | Account Symbol            |     |      |      | Balances,<br>Beginning of<br>Fiscal Year | Appropriations<br>and Other<br>Obligational<br>Authority <sup>1</sup> | Transfers<br>Borrowings<br>and<br>Investment<br>(Net) <sup>2</sup> | Outlays<br>(Net) | Balances<br>Withdrawn<br>and Other<br>Transactions <sup>3</sup> | Balances, End<br>of Fiscal Year |                   |
|---|---------------------------|-----|------|------|--|---|--|------------------|---|---------------------------------|-------------------|
|   | Period of<br>Availability | ATA | AID  | MAIN |  |   |  |                  |   |                                 | SUB               |
|   | 2020                      |     |      |      | 472,429.45                               | -----   | -----  | 172,290.95       | -----   | 300,138.50                      |                   |
|   | 2018-2020                 |     |      |      | 2,407.59                                 | -----   | -----  | -----            | -----   | 2,407.59                        |                   |
|   | 2019                      |     |      |      | 450,849.99                               | -----   | -----  | -922.94          | -----   | 451,772.93                      |                   |
|   | 2017-2019                 |     |      |      | 2,653.51                                 | -----   | -----  | -----            | -----   | 2,653.51                        |                   |
|   | 2018                      |     |      |      | 2,163,875.30                             | -----   | -----  | -3,696.45        | 2,167,571.75  | -----                           |                   |
|   | 2017-2018                 |     |      |      | 9,211.62                                 | -----   | -----  | -----            | 9,211.62  | -----                           |                   |
|   | 2016-2018                 |     |      |      | 17.34                                    | -----   | -----  | -----            | 17.34   | -----                           |                   |
|   | No Year                   |     |      |      | 19,461,082.35                            | 10,450,000.00   | -----  | 4,451,252.92     | -----   | 25,459,829.43                   |                   |
|   | Subtotal                  | 013 | 0126 | 000  | 38,605,862.26                            | 78,450,000.00   | 2,000,000.00   | 56,397,687.84    | 2,176,800.71  | 60,481,373.71                   |                   |
| <b>Nonrecurring Expenses Fund, Departmental Management, Commerce Fund Resources:</b>        |                           |     |      |      |  |   |  |                  |   |                                 |                   |
| Undisbursed Funds   | 2023-2025                 |     | 013  | 0133 | 000                                      | -----   | 35,000,000.00  | -----            | 10,181,643.13   | -----                           | 24,818,356.87     |
|   | 2022-2024                 |     |      |      |  | 23,162,876.98   | -----  | 11,034,895.39    | -----   | 12,127,981.59                   |                   |
|   | 2021-2023                 |     |      |      |  | 347,117.74  | -----  | 328,191.85       | -----   | 18,925.89                       |                   |
|   | 2020-2022                 |     |      |      |  | 984,176.10  | -----  | 961,990.95       | -----   | 22,185.15                       |                   |
|   | No Year                   |     |      |      |  | 199,212,656.49  | 22,000,000,000.00  | 27,000,000.00    | 51,902,140.28   | <sup>4</sup> 50,000,000.00      | 22,124,310,516.21 |
|   | Subtotal                  | 013 | 0133 | 000  | 223,706,827.31                           | 22,035,000,000.00   | 27,000,000.00  | 74,408,861.60    | 50,000,000.00   | 22,161,297,965.71               |                   |
| <b>Intragovernmental Funds</b>  |                           |     |      |      |  |   |  |                  |   |                                 |                   |
| <b>Working Capital Fund, Departmental Management, Commerce Fund Resources:</b>              |                           |     |      |      |  |   |  |                  |   |                                 |                   |
| Undisbursed Funds   | No Year                   |     | 013  | 4511 | 000                                      | 138,240,509.27  | -----  | -----            | -13,848,211.22  | -----                           | 152,088,720.49    |
| <b>Trust Fund Accounts</b>  |                           |     |      |      |  |   |  |                  |   |                                 |                   |
| <b>Gifts and Bequests, Departmental Management, Commerce Fund Resources:</b>                |                           |     |      |      |  |   |  |                  |   |                                 |                   |
| Undisbursed Funds   | No Year                   |     | 013  | 8501 | 000                                      | 734,504.01  | 245,262.94   | -----            | 220,981.11  | -----                           | 758,785.84        |
| Total, Departmental Management  |                           |     |      |      |  | 448,555,648.89  | 22,209,837,262.94  | 29,000,000.00    | 213,655,997.85  | 54,599,530.04                   | 22,419,137,383.94 |
| <b>Economic Development Administration</b>  |                           |     |      |      |  |   |  |                  |   |                                 |                   |
| <b>General Fund Accounts</b>  |                           |     |      |      |  |   |  |                  |   |                                 |                   |
| <b>Salaries and Expenses, Economic Development Administration, Commerce Fund Resources:</b> |                           |     |      |      |  |   |  |                  |   |                                 |                   |
| Undisbursed Funds   | 2023                      |     | 013  | 0125 | 000                                      | -----   | 68,000,000.00  | -----            | 54,387,649.48   | -----                           | 13,612,350.52     |
|   | 2022                      |     |      |      |  | 5,642,380.87  | -----  | 4,451,613.01     | -----   | 1,190,767.86                    |                   |
|   | 2020-2022                 |     |      |      |  | 3,096,103.52  | -----  | 1,939,957.43     | -----   | 1,156,146.09                    |                   |
|   | 2021                      |     |      |      |  | 663,887.88  | -----  | 138,510.61       | -----   | 525,377.27                      |                   |
|   | 2020                      |     |      |      |  | 440,581.18  | -----  | -725.17          | -----   | 441,306.35                      |                   |
|   | 2019                      |     |      |      |  | 508,627.85  | -----  | -695.02          | -----   | 509,322.87                      |                   |
|   | 2018                      |     |      |      |  | 799,979.09  | -----  | -2,944.99        | 802,924.08  | -----                           |                   |
|   | No Year                   |     |      |      |  | 8,438,840.69  | 33,540,000.00  | -----            | 9,943,453.77  | -----                           | 32,035,386.92     |

Footnotes at End of Chapter

Appropriations, Outlays, and Balances - Continued

| Appropriation or Fund Account<br><br>Title   | Account Symbol            |     |     |             | Balances,<br>Beginning of<br>Fiscal Year | Appropriations<br>and Other<br>Obligational<br>Authority <sup>1</sup> | Transfers<br>Borrowings<br>and<br>Investment<br>(Net) <sup>2</sup> | Outlays<br>(Net) | Balances<br>Withdrawn<br>and Other<br>Transactions <sup>3</sup> | Balances, End<br>of Fiscal Year |                  |
|--|---------------------------|-----|-----|-------------|--|---|--|------------------|---|---------------------------------|------------------|
|  | Period of<br>Availability | ATA | AID | MAIN<br>SUB |  |   |  |                  |   |                                 |                  |
| Subtotal   |                           |     | 013 | 0125        | 000                                      | 19,590,401.08   | 101,540,000.00   | -----            | 70,856,819.12   | 802,924.08                      | 49,470,657.88    |
| Economic Development Assistance Programs, Economic Development Administration, Commerce<br>Fund Resources: |                           |     |     |             |  |   |  |                  |   |                                 |                  |
| Undisbursed Funds  | 2021-2027                 |     | 013 | 2050        | 000                                      | 33,732,468.38   | -----  | -----            | 28,295,430.37   | -----                           | 5,437,038.01     |
|  | 2021-2022                 |     |     |             |  | 2,890,154,363.66  | -----  | -----            | 268,200,374.83  | -----                           | 2,621,953,988.83 |
|  | 2020-2022                 |     |     |             |  | 638,422,026.08  | -----  | -----            | 158,491,851.33  | -----                           | 479,930,174.75   |
|  | No Year                   |     |     |             |  | 1,893,841,466.13  | 1,502,460,000.00   | -5,660,286.00    | 457,617,487.44  | -----                           | 2,933,023,692.69 |
| Transfer To:   |                           |     |     |             |  |   |  |                  |   |                                 |                  |
| Rural Business Cooperative Service, Agriculture  | No Year                   | 012 | 013 | 2050        | 034                                      | 188,320.56  | -----  | -----            | -----   | -----                           | 188,320.56       |
| Subtotal   |                           |     | 013 | 2050        | 000                                      | 5,456,338,644.81  | 1,502,460,000.00   | -5,660,286.00    | 912,605,143.97  | -----                           | 6,040,533,214.84 |
| Total, Economic Development Administration   |                           |     |     |             |  | 5,475,929,045.89  | 1,604,000,000.00   | -5,660,286.00    | 983,461,963.09  | 802,924.08                      | 6,090,003,872.72 |
| <b>Bureau of the Census</b>  |                           |     |     |             |  |   |  |                  |   |                                 |                  |
| <b>General Fund Accounts</b>   |                           |     |     |             |  |   |  |                  |   |                                 |                  |
| Current Surveys and Programs, Bureau of the Census, Commerce<br>Fund Resources:                            |                           |     |     |             |  |   |  |                  |   |                                 |                  |
| Undisbursed Funds  | 2023                      |     | 013 | 0401        | 000                                      | -----   | 348,860,000.00   | -----            | 313,266,690.17  | -----                           | 35,593,309.83    |
|  | 2022                      |     |     |             |  | 18,212,874.69   | -----  | -----            | 12,727,061.28   | -----                           | 5,485,813.41     |
|  | 2021                      |     |     |             |  | 9,034,665.45  | -----  | -----            | 3,699,831.01  | -----                           | 5,334,834.44     |
|  | 2020                      |     |     |             |  | 5,427,506.47  | -----  | -----            | 1,454,526.25  | -----                           | 3,972,980.22     |
|  | 2019                      |     |     |             |  | 3,182,247.44  | -----  | -----            | -----   | -----                           | 3,182,247.44     |
|  | 2018                      |     |     |             |  | 2,107,871.57  | -----  | -----            | -270.54   | 2,108,142.11                    | -----            |
| Subtotal   |                           |     | 013 | 0401        | 000                                      | 37,965,165.62   | 348,860,000.00   | -----            | 331,147,838.17  | 2,108,142.11                    | 53,569,185.34    |
| Periodic Censuses and Programs, Bureau of the Census, Commerce<br>Fund Resources:                          |                           |     |     |             |  |   |  |                  |   |                                 |                  |
| Undisbursed Funds  | 2023-2024                 |     | 013 | 0450        | 000                                      | -----   | 1,155,000,000.00   | -----            | 863,895,508.21  | -----                           | 291,104,491.79   |
|  | 2022-2023                 |     |     |             |  | 293,171,347.20  | -----  | -----            | 203,556,218.00  | -----                           | 89,615,129.20    |
|  | 2021-2022                 |     |     |             |  | 97,913,806.37   | -----  | -----            | 62,670,126.05   | -----                           | 35,243,680.32    |
|  | 2020-2021                 |     |     |             |  | 389,828,286.05  | -----  | -27,000,000.00   | 10,730,788.05   | -----                           | 352,097,498.00   |
|  | 2019-2021                 |     |     |             |  | 132,162,493.22  | -----  | -----            | 15,015,246.88   | -----                           | 117,147,246.34   |
|  | 2018-2020                 |     |     |             |  | 35,247,686.52   | -----  | -----            | 2,865.84  | -----                           | 35,244,820.68    |
|  | 2017-2018                 |     |     |             |  | 5,349,379.00  | -----  | -----            | 73,489.07   | 5,275,889.93                    | -----            |
| Subtotal   |                           |     | 013 | 0450        | 000                                      | 953,672,998.36  | 1,155,000,000.00   | -27,000,000.00   | 1,155,944,242.10  | 5,275,889.93                    | 920,452,866.33   |
| <b>Intragovernmental Funds</b>   |                           |     |     |             |  |   |  |                  |   |                                 |                  |
| Census Working Capital Fund, Bureau of the Census, Commerce<br>Fund Resources:                             |                           |     |     |             |  |   |  |                  |   |                                 |                  |
| Undisbursed Funds  | 2020-2021                 |     | 013 | 4512        | 000                                      | 140,502,063.55  | -----  | -----            | 59,148,891.27   | -----                           | 81,353,172.28    |
|  | 2019-2021                 |     |     |             |  | 44,969,928.50   | -----  | -----            | 170,321.46  | -----                           | 44,799,607.04    |
|  | No Year                   |     |     |             |  | 569,272,134.46  | -----  | -----            | 22,325,629.25   | -----                           | 546,946,505.21   |

Footnotes at End of Chapter

## Appropriations, Outlays, and Balances - Continued

| Appropriation or Fund Account<br><br>Title  | Account Symbol            |     |     |      | Balances,<br>Beginning of<br>Fiscal Year | Appropriations<br>and Other<br>Obligational<br>Authority <sup>1</sup> | Transfers<br>Borrowings<br>and<br>Investment<br>(Net) <sup>2</sup> | Outlays<br>(Net) | Balances<br>Withdrawn<br>and Other<br>Transactions <sup>3</sup> | Balances, End<br>of Fiscal Year |
|---|---------------------------|-----|-----|------|--|---|--|------------------|---|---------------------------------|
|   | Period of<br>Availability | ATA | AID | MAIN |  |   |  |                  |   |                                 |
| Total, Bureau of the Census   | Subtotal                  |     | 013 | 4512 | 754,744,126.51                           | -----   | -----  | 81,644,841.98    | -----   | 673,099,284.53                  |
|   |                           |     |     |      | 1,746,382,290.49                         | 1,503,860,000.00  | -27,000,000.00   | 1,568,736,922.25 | 7,384,032.04  | 1,647,121,336.20                |
| <b>Economics and Statistics Administration</b>  |                           |     |     |      |  |   |  |                  |   |                                 |
| <b>General Fund Accounts</b>  |                           |     |     |      |  |   |  |                  |   |                                 |
| Salaries and Expenses, Economic and Statistical Analysis, Commerce Fund Resources:                                  |                           |     |     |      |  |   |  |                  |   |                                 |
| Undisbursed Funds   |                           |     |     |      |  |   |  |                  |   |                                 |
|   | 2023-2024                 |     | 013 | 1500 | -----                                    | 130,000,000.00  | -----  | 107,869,126.74   | -----   | 22,130,873.26                   |
|   | 2022-2023                 |     |     |      | 15,200,981.55                            | -----   | -----  | 12,864,639.33    | -----   | 2,336,342.22                    |
|   | 2021-2022                 |     |     |      | 2,676,389.30                             | -----   | -----  | 742,200.46       | -----   | 1,934,188.84                    |
|   | 2020-2021                 |     |     |      | 1,395,898.48                             | -----   | -----  | 24,374.81        | -----   | 1,371,523.67                    |
|   | 2019-2020                 |     |     |      | 1,292,115.89                             | -----   | -----  | 19,842.04        | -----   | 1,272,273.85                    |
|   | 2018-2019                 |     |     |      | 1,030,753.51                             | -----   | -----  | 3,102.16         | -----   | 1,027,651.35                    |
|   | 2017-2018                 |     |     |      | 1,126,614.53                             | -----   | -----  | -----            | 1,126,614.53  | -----                           |
|   | Subtotal                  |     | 013 | 1500 | 22,722,753.26                            | 130,000,000.00  | -----  | 121,523,285.54   | 1,126,614.53  | 30,072,853.19                   |
| <b>Public Enterprise Funds</b>  |                           |     |     |      |  |   |  |                  |   |                                 |
| Economics and Statistics Administration Revolving Fund, Economic and Statistical Analysis, Commerce Fund Resources: |                           |     |     |      |  |   |  |                  |   |                                 |
| Undisbursed Funds   |                           |     |     |      |  |   |  |                  |   |                                 |
|   | No Year                   |     | 013 | 4323 | 173,921.00                               | -----   | -----  | -----            | -----   | 173,921.00                      |
| Total, Economics and Statistics Administration  |                           |     |     |      | 22,896,674.26                            | 130,000,000.00  | -----  | 121,523,285.54   | 1,126,614.53  | 30,246,774.19                   |
| <b>International Trade Administration</b>   |                           |     |     |      |  |   |  |                  |   |                                 |
| <b>General Fund Accounts</b>  |                           |     |     |      |  |   |  |                  |   |                                 |
| Operations and Administration, International Trade Administration, Commerce Fund Resources:                         |                           |     |     |      |  |   |  |                  |   |                                 |
| Undisbursed Funds   |                           |     |     |      |  |   |  |                  |   |                                 |
|   | 2023-2024                 |     | 013 | 1250 | -----                                    | 85,000,000.00   | -----  | 40,975,443.78    | -----   | 44,024,556.22                   |
|   | 2023                      |     |     |      | -----                                    | 527,000,000.00  | -----  | 422,915,620.18   | -----   | 104,084,379.82                  |
|   | 2022-2023                 |     |     |      | 25,357,138.89                            | -----   | -----  | 9,990,080.54     | -----   | 15,367,058.35                   |
|   | 2022                      |     |     |      | 68,467,717.28                            | -----   | -----  | 55,637,041.13    | -----   | 12,830,676.15                   |
|   | 2021-2022                 |     |     |      | 4,858,530.11                             | -----   | -----  | 1,560,893.33     | -----   | 3,297,636.78                    |
|   | 2021                      |     |     |      | 8,973,997.01                             | -----   | -----  | 2,327,109.10     | -----   | 6,646,887.91                    |
|   | 2020-2021                 |     |     |      | 2,694,352.92                             | -----   | -----  | 8,870.39         | -----   | 2,685,482.53                    |
|   | 2020                      |     |     |      | 3,297,301.54                             | -----   | -----  | 349,295.16       | -----   | 2,948,006.38                    |
|   | 2019-2020                 |     |     |      | 7,560,096.58                             | -----   | -----  | 268,233.74       | -----   | 7,291,862.84                    |
|   | 2018-2019                 |     |     |      | 6,021,265.14                             | -----   | -----  | 132,068.63       | -----   | 5,889,196.51                    |
|   | 2017-2018                 |     |     |      | 11,298,583.67                            | -----   | -----  | 443,915.14       | 10,854,668.53   | -----                           |
|   | No Year                   |     |     |      | 1,963,816.93                             | 1,000,000.00  | -----  | -1,766,839.19    | -----   | 4,730,656.12                    |
|   | Subtotal                  |     | 013 | 1250 | 140,492,800.07                           | 613,000,000.00  | -----  | 532,841,731.93   | 10,854,668.53   | 209,796,399.61                  |

Footnotes at End of Chapter

Appropriations, Outlays, and Balances - Continued

| Appropriation or Fund Account<br><br>Title  | Account Symbol            |     |     |             | Balances,<br>Beginning of<br>Fiscal Year | Appropriations<br>and Other<br>Obligational<br>Authority <sup>1</sup> | Transfers<br>Borrowings<br>and<br>Investment<br>(Net) <sup>2</sup> | Outlays<br>(Net) | Balances<br>Withdrawn<br>and Other<br>Transactions <sup>3</sup> | Balances, End<br>of Fiscal Year |                |
|---|---------------------------|-----|-----|-------------|--|---|--|------------------|---|---------------------------------|----------------|
|   | Period of<br>Availability | ATA | AID | MAIN<br>SUB |  |   |  |                  |   |                                 |                |
| <b>Special Fund Accounts</b>  |                           |     |     |             |  |   |  |                  |   |                                 |                |
| Grants to Manufacturers of Worsted Wool Fabrics, International Trade Commission, Commerce<br>Fund Resources:<br>Undisbursed Funds | No Year                   |     | 013 | 5521        | 000                                      | 655,837.00  | -----  | -----            | -----   | 655,837.00                      |                |
| Total, International Trade Administration   |                           |     |     |             |  | 141,148,637.07  | 613,000,000.00   | -----            | 532,841,731.93  | 10,854,668.53                   | 210,452,236.61 |
| <b>Bureau of Industry and Security</b>  |                           |     |     |             |  |   |  |                  |   |                                 |                |
| <b>General Fund Accounts</b>  |                           |     |     |             |  |   |  |                  |   |                                 |                |
| Operations and Administration, Bureau of Industry and Security, Commerce<br>Fund Resources:<br>Undisbursed Funds                  | 2022-2025                 |     | 013 | 0300        | 000                                      | 2,300,000.00  | -----  | -----            | 589,504.16  | -----                           | 1,710,495.84   |
|   | 2022-2024                 |     |     |             |  | 21,881,102.76   | -----  | -----            | 7,456,397.26  | -----                           | 14,424,705.50  |
|   | 2023                      |     |     |             |  | -----   | 115,000,000.00   | -----            | 92,888,241.77   | -----                           | 22,111,758.23  |
|   | 2022                      |     |     |             |  | 8,470,825.40  | -----  | -----            | 7,522,588.42  | -----                           | 948,236.98     |
|   | 2019                      |     |     |             |  | 88,294.90   | -----  | -----            | -----   | -----                           | 88,294.90      |
|   | No Year                   |     |     |             |  | 36,039,658.68   | 76,000,000.00  | -----            | 60,199,099.77   | -----                           | 51,840,558.91  |
|   | Subtotal                  |     | 013 | 0300        | 000                                      | 68,779,881.74   | 191,000,000.00   | -----            | 168,655,831.38  | -----                           | 91,124,050.36  |
| Total, Bureau of Industry and Security  |                           |     |     |             |  | 68,779,881.74   | 191,000,000.00   | -----            | 168,655,831.38  | -----                           | 91,124,050.36  |
| <b>Minority Business Development Agency</b>   |                           |     |     |             |  |   |  |                  |   |                                 |                |
| <b>General Fund Accounts</b>  |                           |     |     |             |  |   |  |                  |   |                                 |                |
| Minority Business Development, Minority Business Development Agency, Commerce<br>Fund Resources:<br>Undisbursed Funds             | 2023                      |     | 013 | 0201        | 000                                      | -----   | 70,000,000.00  | -----            | 22,924,898.98   | -----                           | 47,075,101.02  |
|   | 2022                      |     |     |             |  | 35,425,026.75   | -----  | -----            | 25,245,071.00   | -----                           | 10,179,955.75  |
|   | 2021                      |     |     |             |  | 10,649,371.09   | -----  | -----            | 6,472,040.17  | -----                           | 4,177,330.92   |
|   | 2020-2021                 |     |     |             |  | 267,881.81  | -----  | -----            | -----   | -----                           | 267,881.81     |
|   | 2020                      |     |     |             |  | 1,669,409.19  | -----  | -----            | 451,684.50  | -----                           | 1,217,724.69   |
|   | 2019                      |     |     |             |  | 1,618,013.01  | -----  | -----            | -543.03   | -----                           | 1,618,556.04   |
|   | 2018                      |     |     |             |  | 2,016,922.87  | -----  | -----            | -32,897.35  | 2,049,820.22                    | -----          |
|   | No Year                   |     |     |             |  | 108,132,924.75  | -434,990.67  | 25,000,000.00    | 7,196,699.73  | -----                           | 125,501,234.35 |
|   | Subtotal                  |     | 013 | 0201        | 000                                      | 159,779,549.47  | 69,565,009.33  | 25,000,000.00    | 62,256,954.00   | 2,049,820.22                    | 190,037,784.58 |
| Total, Minority Business Development Agency   |                           |     |     |             |  | 159,779,549.47  | 69,565,009.33  | 25,000,000.00    | 62,256,954.00   | 2,049,820.22                    | 190,037,784.58 |
| <b>National Oceanic and Atmospheric Administration</b>  |                           |     |     |             |  |   |  |                  |   |                                 |                |
| <b>General Fund Accounts</b>  |                           |     |     |             |  |   |  |                  |   |                                 |                |
| Operations, Research and Facilities, National Oceanic and Atmospheric   |                           |     |     |             |  |   |  |                  |   |                                 |                |

Footnotes at End of Chapter

## Appropriations, Outlays, and Balances - Continued

| Appropriation or Fund Account<br><br>Title   | Account Symbol            |     |     |      | Balances,<br>Beginning of<br>Fiscal Year | Appropriations<br>and Other<br>Obligational<br>Authority <sup>1</sup> | Transfers<br>Borrowings<br>and<br>Investment<br>(Net) <sup>2</sup> | Outlays<br>(Net) | Balances<br>Withdrawn<br>and Other<br>Transactions <sup>3</sup> | Balances, End<br>of Fiscal Year |
|--|---------------------------|-----|-----|------|--|---|--|------------------|---|---------------------------------|
|  | Period of<br>Availability | ATA | AID | MAIN |  |   |  |                  |   |                                 |
| Administration, Commerce<br>Fund Resources:<br>Undisbursed Funds   | 2022-2026                 |     | 013 | 1450 | 000                                      | \$ 2,515,906,000.00   | -----  | 4,566,660.93     | -----   | 2,511,339,339.07                |
|  | 2023-2025                 |     |     |      |  | -----   | 3,424,493.00   | 403,419.73       | -----   | 3,021,073.27                    |
|  | 2023-2024                 |     |     |      |  | -----   | 5,082,280,400.00   | 2,459,403,046.12 | -----   | 2,622,877,353.88                |
|  | 2022-2024                 |     |     |      |  | 1,681,833.00  | -----  | 982,313.78       | -----   | 699,519.22                      |
|  | 2023                      |     |     |      |  | -----   | 34,760,560.00  | 32,152,149.89    | -----   | 2,608,410.11                    |
|  | 2022-2023                 |     |     |      |  | 2,457,845,023.54  | -----  | 1,304,917,102.18 | -----   | 1,152,927,921.36                |
|  | 2021-2023                 |     |     |      |  | 759,843.54  | -----  | 509,737.76       | -----   | 250,105.78                      |
|  | 2020-2023                 |     |     |      |  | 11,117,243.38   | -----  | 7,215,240.30     | -----   | 3,902,003.08                    |
|  | 2022                      |     |     |      |  | 3,428,120.13  | -----  | 2,352,498.55     | -----   | 1,075,621.58                    |
|  | 2021-2022                 |     |     |      |  | 562,851,965.20  | -----  | 327,361,567.49   | -----   | 235,490,397.71                  |
|  | 2020-2022                 |     |     |      |  | 206,253.88  | -----  | 206,197.65       | -----   | 56.23                           |
|  | 2021                      |     |     |      |  | 3,592,537.76  | -----  | 264,085.27       | -----   | 3,328,452.49                    |
|  | 2020-2021                 |     |     |      |  | 225,452,392.18  | -----  | 118,010,750.49   | -----   | 107,441,641.69                  |
|  | 2019-2021                 |     |     |      |  | 1,678,246.89  | -----  | 844,200.72       | -----   | 834,046.17                      |
|  | 2020                      |     |     |      |  | 890,143.85  | -----  | 199.10           | -----   | 889,944.75                      |
|  | 2019-2020                 |     |     |      |  | 132,898,243.01  | -----  | 45,620,706.22    | -----   | 87,277,536.79                   |
|  | 2018-2020                 |     |     |      |  | 20,116.52   | -----  | -----            | -----   | 20,116.52                       |
|  | 2019                      |     |     |      |  | 1,999,126.12  | -----  | -----            | -----   | 1,999,126.12                    |
|  | 2018-2019                 |     |     |      |  | 77,450,112.16   | -----  | 24,492,426.39    | -----   | 52,957,685.77                   |
|  | 2017-2019                 |     |     |      |  | 6,297.59  | -----  | -----            | -----   | 6,297.59                        |
|  | 2018                      |     |     |      |  | 3,839,893.05  | -----  | -----            | 3,839,893.05  | -----                           |
|  | 2017-2018                 |     |     |      |  | 32,667,016.10   | -----  | 2,583,403.53     | 30,083,612.57   | -----                           |
|  | 2016-2018                 |     |     |      |  | 66,197.82   | -----  | -816.61          | 67,014.43   | -----                           |
|  | No Year                   |     |     |      |  | 239,337,127.05  | 408,128,901.00   | -145,653.19      | 308,913,008.49  | -----                           |
| Funds Held Outside the Treasury  |                           |     |     |      |  | 406,308.89  | -----  | -10,259.62       | -----   | 396,049.27                      |
| Subtotal   |                           |     | 013 | 1450 | 000                                      | 6,274,100,041.66  | 5,528,594,354.00   | -155,912.81      | 4,640,797,897.98  | 33,990,520.05                   |
| Pacific Coastal Salmon Recovery, National Oceanic and Atmospheric,<br>Commerce<br>Fund Resources:<br>Undisbursed Funds | 2022-2026                 |     | 013 | 1451 | 000                                      | \$ 15,000,000.00  | -----  | -----            | -----   | 15,000,000.00                   |
|  | 2023-2024                 |     |     |      |  | -----   | 99,300,600.00  | -----            | 500,271.04  | 98,800,328.96                   |
|  | 2022-2023                 |     |     |      |  | 95,866,992.46   | -----  | 14,608,210.85    | -----   | 81,258,781.61                   |
|  | 2021-2022                 |     |     |      |  | 55,956,115.01   | -----  | 10,923,970.14    | -----   | 45,032,144.87                   |
|  | 2020-2021                 |     |     |      |  | 42,543,434.82   | -----  | 14,669,978.47    | -----   | 27,873,456.35                   |
|  | 2019-2020                 |     |     |      |  | 27,518,366.08   | -----  | 11,667,052.13    | -----   | 15,851,313.95                   |
|  | 2018-2019                 |     |     |      |  | 16,806,909.68   | -----  | 14,056,664.31    | -----   | 2,750,245.37                    |
|  | 2017-2018                 |     |     |      |  | 3,201,666.68  | -----  | 3,052,101.89     | 149,564.79  | -----                           |

Footnotes at End of Chapter

Appropriations, Outlays, and Balances - Continued

| Appropriation or Fund Account<br><br>Title  | Account Symbol            |     |     |             | Balances,<br>Beginning of<br>Fiscal Year | Appropriations<br>and Other<br>Obligational<br>Authority <sup>1</sup> | Transfers<br>Borrowings<br>and<br>Investment<br>(Net) <sup>2</sup> | Outlays<br>(Net) | Balances<br>Withdrawn<br>and Other<br>Transactions <sup>3</sup> | Balances, End<br>of Fiscal Year |                  |
|---|---------------------------|-----|-----|-------------|--|---|--|------------------|---|---------------------------------|------------------|
|   | Period of<br>Availability | ATA | AID | MAIN<br>SUB |  |   |  |                  |   |                                 |                  |
|   | Subtotal                  |     | 013 | 1451        | 000                                      | 256,893,484.73  | 99,300,600.00  | -----            | 69,478,248.83   | 149,564.79                      | 286,566,271.11   |
| Gulf Coast Ecosystem Restoration Science, Observation, Monitoring and Technology, National Oceanic and Atmospheric Administration, Commerce Fund Resources: |                           |     |     |             |  |   |  |                  |   |                                 |                  |
| Undisbursed Funds   | No Year                   |     | 013 | 1455        | 000                                      | 11,388,924.40   | -----  | -----            | -502,153.39   | -----                           | 11,891,077.79    |
| Fisheries Finance Program Account, National Oceanic and Atmospheric Administration, Commerce Fund Resources:  |                           |     |     |             |  |   |  |                  |   |                                 |                  |
| Undisbursed Funds   | No Year                   |     | 013 | 1456        | 000                                      | 3,144,777.54  | 5,722,391.82   | -----            | 5,722,391.82  | -----                           | 3,144,777.54     |
| Procurement, Acquisition and Construction, National Oceanic and Atmospheric Administration, Commerce Fund Resources:  |                           |     |     |             |  |   |  |                  |   |                                 |                  |
| Undisbursed Funds   | 2022-2026                 |     | 013 | 1460        | 000                                      | <sup>5</sup> 779,094,000.00   | -----  | -----            | 2,771,381.33  | -----                           | 776,322,618.67   |
|   | 2023-2025                 |     |     |             |  | -----   | 1,560,068,162.00   | -----            | 278,862,962.84  | -----                           | 1,281,205,199.16 |
|   | 2023-2024                 |     |     |             |  | -----   | 5,400,000.00   | -----            | -----   | -----                           | 5,400,000.00     |
|   | 2022-2024                 |     |     |             |  | 1,341,682,593.31  | -----  | -----            | 627,186,592.76  | -----                           | 714,496,000.55   |
|   | 2021-2023                 |     |     |             |  | 563,081,055.01  | -----  | -----            | 311,685,422.17  | -----                           | 251,395,632.84   |
|   | 2021-2022                 |     |     |             |  | 5,058,574.43  | -----  | -----            | 4,574,760.42  | -----                           | 483,814.01       |
|   | 2020-2022                 |     |     |             |  | 304,259,355.46  | -----  | -----            | 155,733,830.09  | -----                           | 148,525,525.37   |
|   | 2020-2021                 |     |     |             |  | 1,000,000.00  | -----  | -----            | 972,894.37  | -----                           | 27,105.63        |
|   | 2019-2021                 |     |     |             |  | 85,896,244.53   | -----  | -----            | 56,943,949.47   | -----                           | 28,952,295.06    |
|   | 2019-2020                 |     |     |             |  | 5,247,877.71  | -----  | -----            | 5,214,899.41  | -----                           | 32,978.30        |
|   | 2018-2020                 |     |     |             |  | 68,938,577.24   | -----  | -----            | 42,360,022.08   | -----                           | 26,578,555.16    |
|   | 2017-2019                 |     |     |             |  | 8,198,835.59  | -----  | -----            | -336,208.73   | -----                           | 8,535,044.32     |
|   | 2016-2018                 |     |     |             |  | 7,674,264.14  | -----  | -----            | -323,805.39   | 7,998,069.53                    | -----            |
|   | No Year                   |     |     |             |  | 756,478,462.16  | 532,249,669.00   | -----            | 164,019,411.48  | -----                           | 1,124,708,719.68 |
|   | Subtotal                  |     | 013 | 1460        | 000                                      | 3,926,609,839.58  | 2,097,717,831.00   | -----            | 1,649,666,112.30  | 7,998,069.53                    | 4,366,663,488.75 |
| NOAA Accrual Contribution to the Uniformed Services Retiree Health, Commerce Fund Resources:  |                           |     |     |             |  |   |  |                  |   |                                 |                  |
| Undisbursed Funds   | 2023                      |     | 013 | 1465        | 000                                      | -----   | 1,970,300.00   | -----            | 1,970,300.00  | -----                           | -----            |
| Fisheries Disaster Assistance, National Oceanic and Atmospheric Administration, Commerce Fund Resources:  |                           |     |     |             |  |   |  |                  |   |                                 |                  |
| Undisbursed Funds   | 2023                      |     | 013 | 2055        | 000                                      | -----   | 299,700.00   | -----            | 8,723.30  | -----                           | 290,976.70       |
|   | 2021                      |     |     |             |  | 153,355,239.71  | -----  | -----            | 134,361,572.23  | -----                           | 18,993,667.48    |
|   | 2020-2021                 |     |     |             |  | 5,706,835.57  | -----  | -----            | 1,936,147.23  | -----                           | 3,770,688.34     |
|   | No Year                   |     |     |             |  | 382,130,184.49  | 299,700,000.00   | -----            | 51,410,201.43   | -----                           | 630,419,983.06   |
|   | Subtotal                  |     | 013 | 2055        | 000                                      | 541,192,259.77  | 299,999,700.00   | -----            | 187,716,644.19  | -----                           | 653,475,315.58   |
| <b>Special Fund Accounts</b>  |                           |     |     |             |  |   |  |                  |   |                                 |                  |

Footnotes at End of Chapter



## Appropriations, Outlays, and Balances - Continued

| Appropriation or Fund Account<br><br>Title  | Account Symbol            |     |     |      | Balances,<br>Beginning of<br>Fiscal Year | Appropriations<br>and Other<br>Obligational<br>Authority <sup>1</sup> | Transfers<br>Borrowings<br>and<br>Investment<br>(Net) <sup>2</sup> | Outlays<br>(Net)    | Balances<br>Withdrawn<br>and Other<br>Transactions <sup>3</sup> | Balances, End<br>of Fiscal Year |
|---|---------------------------|-----|-----|------|--|---|--|---------------------|---|---------------------------------|
|   | Period of<br>Availability | ATA | AID | MAIN |  |   |  |                     |   |                                 |
| Fishermen's Contingency Fund, National Oceanic and Atmospheric Administration, Commerce<br>Fund Resources:<br>Undisbursed Funds   | No Year                   |     | 013 | 5120 | 000                                      | 1,054,370.46  | 25,501.53  | -----<br>149,562.58 | -----   | 930,309.41                      |
| Foreign Fishing Observer Fund, National Oceanic and Atmospheric Administration, Commerce<br>Fund Resources:<br>Undisbursed Funds  | No Year                   |     | 013 | 5122 | 000                                      | 1,430,454.52  | 43,580.07  | -----               | -----   | 1,474,034.59                    |
| Promote and Develop Fishery Products and Research Pertaining to American Fisheries, National Oceanic and Atmospheric Administration, Commerce<br>Fund Resources:<br>Undisbursed Funds | No Year                   |     | 013 | 5139 | 000                                      | 39,295,482.71   | 17,709,964.00  | -----               | 11,642,071.60   | 45,363,375.11                   |
| Marine Mammal Unusual Mortality Event Fund, National Oceanic and Atmospheric Administration, Commerce<br>Fund Resources:<br>Undisbursed Funds   | No Year                   |     | 013 | 5283 | 000                                      | 34,601.32   | 1,250.00   | -----               | -----   | 35,851.32                       |
| Limited Access System Administration Fund, National Oceanic and Atmospheric Administration, Commerce<br>Fund Resources:<br>Undisbursed Funds  | No Year                   |     | 013 | 5284 | 000                                      | 29,531,922.77   | 11,532,807.15  | -----               | 14,672,435.57   | 26,392,294.35                   |
| Environmental Improvement and Restoration Fund, National Oceanic and Atmospheric Administration, Commerce<br>Fund Resources:<br>Undisbursed Funds                                     | No Year                   |     | 013 | 5362 | 000                                      | 25,764,090.91   | 6,450,490.23   | -----               | 7,112,633.00  | 25,101,948.14                   |
| Western Pacific Sustainable Fisheries Fund, National Oceanic and Atmospheric Administration, Commerce<br>Fund Resources:<br>Undisbursed Funds   | No Year                   |     | 013 | 5439 | 000                                      | 1,918,783.84  | 750,000.00   | -----               | 496,849.28  | 2,171,934.56                    |
| Fisheries Enforcement Asset Forfeiture Fund, National Oceanic and Atmospheric Administration, Commerce<br>Fund Resources:<br>Undisbursed Funds  | No Year                   |     | 013 | 5583 | 000                                      | 10,387,525.34   | 2,374,271.24   | -----               | 2,017,288.92  | 10,744,507.66                   |
| Sanctuaries Enforcement Asset Forfeiture Fund, National Oceanic and Atmospheric Administration, Commerce<br>Fund Resources:<br>Undisbursed Funds                                      | No Year                   |     | 013 | 5584 | 000                                      | 807,249.96  | 1,109,927.46   | -----               | 199,581.26  | 1,717,596.16                    |
| North Pacific Fishery Observer Fund, National Oceanic and Atmospheric Administration, Commerce<br>Fund Resources:<br>Undisbursed Funds  | No Year                   |     | 013 | 5598 | 000                                      | 5,446,836.63  | 4,246,446.09   | -----               | 2,513,941.55  | 7,179,341.17                    |
| <b>Public Enterprise Funds</b>  |                           |     |     |      |  |   |  |                     |   |                                 |
| Coastal Zone Management Fund, National Oceanic Atmospheric  |                           |     |     |      |  |   |  |                     |   |                                 |

Footnotes at End of Chapter

Appropriations, Outlays, and Balances - Continued

| Appropriation or Fund Account<br><br>Title   | Account Symbol            |     |     |             | Balances,<br>Beginning of<br>Fiscal Year | Appropriations<br>and Other<br>Obligational<br>Authority <sup>1</sup> | Transfers<br>Borrowings<br>and<br>Investment<br>(Net) <sup>2</sup> | Outlays<br>(Net) | Balances<br>Withdrawn<br>and Other<br>Transactions <sup>3</sup> | Balances, End<br>of Fiscal Year |
|--|---------------------------|-----|-----|-------------|--|---|--|------------------|---|---------------------------------|
|  | Period of<br>Availability | ATA | AID | MAIN<br>SUB |  |   |  |                  |   |                                 |
| Administration, Commerce<br>Fund Resources:<br>Undisbursed Funds   | No Year                   |     | 013 | 4313<br>000 | -----                                    | -----   | -----  | -289,423.60      | <sup>4</sup> 289,423.60   | -----                           |
| Damage Assessment and Restoration Revolving Fund, National Oceanic and<br>Atmospheric Administration, Commerce<br>Fund Resources:<br>Undisbursed Funds | No Year                   |     | 013 | 4316<br>000 | 371,726,914.21                           | 5,965,406.00  | 71,048,790.89  | 120,583,192.16   | -----   | 328,157,918.94                  |
| <b>Trust Fund Accounts</b>   |                           |     |     |             |  |   |  |                  |   |                                 |
| Seafood Inspection Program, National Oceanic and Atmospheric<br>Administration<br>Fund Resources:<br>Undisbursed Funds                                 | No Year                   |     | 013 | 8470<br>000 | -----                                    | -----   | -----  | -8,185,563.49    | -----   | 8,185,563.49                    |
| Total, National Oceanic and Atmospheric Administration   |                           |     |     |             | 11,500,727,560.35                        | 8,083,514,820.59  | 70,892,878.08  | 6,705,762,010.56 | 42,427,577.97   | 12,906,945,670.49               |
| <b>U.S. Patent and Trademark Office</b>  |                           |     |     |             |  |   |  |                  |   |                                 |
| <b>General Fund Accounts</b>   |                           |     |     |             |  |   |  |                  |   |                                 |
| Salaries and Expenses, United States Patent and Trademark Office,<br>Commerce<br>Fund Resources:<br>Undisbursed Funds                                  | No Year                   |     | 013 | 1006<br>000 | 2,756,370,587.16                         | -2,450,000.00   | 31,632,509.49  | -139,100,072.49  | -----   | 2,924,653,169.14                |
| Patent and Trademark Fee Reserve Fund, United States Patent and<br>Trademark Office, Commerce<br>Fund Resources:<br>Undisbursed Funds                  | No Year                   |     | 013 | 1008<br>000 | 31,632,509.49                            | -----   | -31,632,509.49   | -----            | -----   | -----                           |
| Total, U.S. Patent and Trademark Office  |                           |     |     |             | 2,788,003,096.65                         | -2,450,000.00   | -----  | -139,100,072.49  | -----   | 2,924,653,169.14                |
| <b>National Technical Information Service</b>  |                           |     |     |             |  |   |  |                  |   |                                 |
| <b>Public Enterprise Funds</b>   |                           |     |     |             |  |   |  |                  |   |                                 |
| NTIS Revolving Fund, National Technical Information Service, Commerce<br>Fund Resources:<br>Undisbursed Funds  | No Year                   |     | 013 | 4295<br>000 | 18,360,913.57                            | -----   | -----  | -2,422,848.61    | -----   | 20,783,762.18                   |
| Total, National Technical Information Service  |                           |     |     |             | 18,360,913.57                            | -----   | -----  | -2,422,848.61    | -----   | 20,783,762.18                   |
| <b>National Institute of Standards and Technology</b>  |                           |     |     |             |  |   |  |                  |   |                                 |
| <b>General Fund Accounts</b>   |                           |     |     |             |  |   |  |                  |   |                                 |
| Scientific and Technical Research and Services, National Institute of<br>Standards and Technology, Commerce<br>Fund Resources:<br>Undisbursed Funds    | 2022-2023                 |     | 013 | 0500<br>000 | 14,094,119.05                            | -----   | -----  | 8,740,993.03     | -----   | 5,353,126.02                    |
|  | 2021                      |     |     |             | 104,019.50                               | -----   | -----  | 101,292.04       | -----   | 2,727.46                        |
|  | 2020-2021                 |     |     |             | 113,236.87                               | -----   | -----  | 15,637.99        | -----   | 97,598.88                       |
|  | 2020                      |     |     |             | 3,234.94                                 | -----   | -----  | -----            | -----   | 3,234.94                        |
|  | 2019                      |     |     |             | 24,111.22                                | -----   | -----  | -----            | -----   | 24,111.22                       |
|  | 2018                      |     |     |             | 152,024.28                               | -----   | -----  | -----            | 152,024.28  | -----                           |
|  | No Year                   |     |     |             | 799,130,037.76                           | 1,133,100,000.00  | -----  | 875,006,244.54   | -----   | 1,057,223,793.22                |

Footnotes at End of Chapter

## Appropriations, Outlays, and Balances - Continued

| Appropriation or Fund Account<br><br>Title  | Account Symbol            |     |     |      | Balances,<br>Beginning of<br>Fiscal Year | Appropriations<br>and Other<br>Obligational<br>Authority <sup>1</sup> | Transfers<br>Borrowings<br>and<br>Investment<br>(Net) <sup>2</sup> | Outlays<br>(Net) | Balances<br>Withdrawn<br>and Other<br>Transactions <sup>3</sup> | Balances, End<br>of Fiscal Year |                   |
|---|---------------------------|-----|-----|------|--|---|--|------------------|---|---------------------------------|-------------------|
|   | Period of<br>Availability | ATA | AID | MAIN |  |   |  |                  |   |                                 | SUB               |
| Subtotal  |                           |     | 013 | 0500 | 000                                      | 813,620,783.62  | 1,133,100,000.00   | -----            | 883,864,167.60  | 152,024.28                      | 1,062,704,591.74  |
| Wireless Innovation(WIN) Fund, National Institute of Standards and Technology, Commerce<br>Fund Resources:<br>Undisbursed Funds                                 | 2012-2022                 |     | 013 | 0513 | 000                                      | 41,674,538.40   | -----  | -----            | 20,806,427.24   | -----                           | 20,868,111.16     |
| Construction of Research Facilities, National Institute of Standards and Technology, Commerce<br>Fund Resources:<br>Undisbursed Funds                           | No Year                   |     | 013 | 0515 | 000                                      | 405,724,319.46  | 462,285,000.00   | -----            | 149,359,352.81  | -----                           | 718,649,966.65    |
| Creating Helpful Incentives to Produce Semiconductors (CHIPS) for America Fund, NIST, Commerce<br>Fund Resources:<br>Undisbursed Funds                          | No Year                   |     | 013 | 0520 | 000                                      | 18,993,573,472.86   | 4,996,400,000.00   | -----            | 66,881,978.77   | -----                           | 23,923,091,494.09 |
| Industrial Technology Services, National Institute of Standards and Technology, Commerce<br>Fund Resources:<br>Undisbursed Funds                                | 2021-2022                 |     | 013 | 0525 | 000                                      | 121,714,336.14  | -----  | -----            | 46,268,301.38   | -----                           | 75,446,034.76     |
|   | 2020-2021                 |     |     |      |  | 631,543.69  | -----  | -----            | -52,282.72  | -----                           | 683,826.41        |
|   | No Year                   |     |     |      |  | 4,679,881,566.71  | 2,099,000,000.00   | -----            | 203,155,496.61  | -----                           | 6,575,726,070.10  |
| Subtotal  |                           |     | 013 | 0525 | 000                                      | 4,802,227,446.54  | 2,099,000,000.00   | -----            | 249,371,515.27  | -----                           | 6,651,855,931.27  |
| Scientific and Technical Research and Services - Recovery Act, National Institute of Standards and Technology, Commerce<br>Fund Resources:<br>Undisbursed Funds | No Year                   |     | 013 | 0549 | 000                                      | 112,732.89  | -----  | -----            | -----   | 112,732.89                      | -----             |
| <b>Intragovernmental Funds</b>  |                           |     |     |      |  |   |  |                  |   |                                 |                   |
| Working Capital Fund, National Institute of Standards and Technology, Commerce<br>Fund Resources:<br>Undisbursed Funds  | No Year                   |     | 013 | 4650 | 000                                      | 369,554,229.53  | -----  | -----            | 17,593,037.01   | -----                           | 351,961,192.52    |
| Total, National Institute of Standards and Technology   |                           |     |     |      |  | 25,426,487,523.30   | 8,690,785,000.00   | -----            | 1,387,876,478.70  | 264,757.17                      | 32,729,131,287.43 |
| <b>National Telecommunications and Information Administration</b>   |                           |     |     |      |  |   |  |                  |   |                                 |                   |
| <b>General Fund Accounts</b>  |                           |     |     |      |  |   |  |                  |   |                                 |                   |
| State and Local Implementation Fund, National Telecommunications and Information Administration, Commerce<br>Fund Resources:<br>Undisbursed Funds               | 2012-2022                 |     | 013 | 0516 | 000                                      | 19,305,443.49   | -----  | -----            | 87,564.19   | -----                           | 19,217,879.30     |
| Salaries and Expenses, National Telecommunications and Information Administration, Commerce<br>Fund Resources:<br>Undisbursed Funds                             | 2023-2024                 |     | 013 | 0550 | 000                                      | -----   | 62,000,000.00  | -----            | 14,868,249.47   | -----                           | 47,131,750.53     |
|   | 2022-2023                 |     |     |      |  | 29,843,713.26   | -----  | -----            | 18,101,753.08   | -----                           | 11,741,960.18     |
|   | 2021-2022                 |     |     |      |  | 4,009,123.06  | -----  | -----            | 2,412,341.07  | -----                           | 1,596,781.99      |
|   | 2020-2021                 |     |     |      |  | 1,376,184.65  | -----  | -----            | 90,553.67   | -----                           | 1,285,630.98      |
|   | 2019-2020                 |     |     |      |  | 172,425.26  | -----  | -----            | -----   | -----                           | 172,425.26        |

Footnotes at End of Chapter

Appropriations, Outlays, and Balances - Continued

| Appropriation or Fund Account<br><br>Title   | Account Symbol            |     |     |      | Balances,<br>Beginning of<br>Fiscal Year | Appropriations<br>and Other<br>Obligational<br>Authority <sup>1</sup> | Transfers<br>Borrowings<br>and<br>Investment<br>(Net) <sup>2</sup> | Outlays<br>(Net) | Balances<br>Withdrawn<br>and Other<br>Transactions <sup>3</sup> | Balances, End<br>of Fiscal Year |
|--|---------------------------|-----|-----|------|--|---|--|------------------|---|---------------------------------|
|  | Period of<br>Availability | ATA | AID | MAIN |  |   |  |                  |   |                                 |
|  | 2019                      |     |     |      | 1,495,124.37                             | -----   | -----  | 126,412.19       | -----   | 1,368,712.18                    |
|  | 2018-2019                 |     |     |      | 1,073,296.07                             | -----   | -----  | 3,219.31         | -----   | 1,070,076.76                    |
|  | 2017-2018                 |     |     |      | 579,180.22                               | -----   | -----  | 15.51            | 579,164.71  | -----                           |
|  | No Year                   |     |     |      | 91,435,045.73                            | -----   | -----  | 14,136,274.25    | -----   | 77,298,771.48                   |
|  | Subtotal                  |     | 013 | 0550 | 000                                      | 129,984,092.62  | 62,000,000.00  | 49,738,818.55    | 579,164.71  | 141,666,109.36                  |
| Public Telecommunications Facilities, Planning and Construction,<br>National Telecommunications and Information, Commerce<br>Fund Resources:     |                           |     |     |      |  |   |  |                  |   |                                 |
| Undisbursed Funds  | No Year                   |     | 013 | 0551 | 000                                      | 1,202,047.78  | -----  | 1,038.22         | -----   | 1,201,009.56                    |
| Broadband Connectivity Fund, National Telecommunications and<br>Information Administration, Commerce<br>Fund Resources:                          |                           |     |     |      |  |   |  |                  |   |                                 |
| Undisbursed Funds  | No Year                   |     | 013 | 0560 | 000                                      | 3,271,530,997.98  | -13,072,829.00   | 165,376,574.23   | -----   | 3,093,081,594.75                |
| Connecting Minority Communities Fund, National Telecommunications and<br>Information Administration, Commerce<br>Fund Resources:                 |                           |     |     |      |  |   |  |                  |   |                                 |
| Undisbursed Funds  | No Year                   |     | 013 | 0561 | 000                                      | 276,475,113.04  | -10,016,684.00   | 30,486,661.47    | -----   | 235,971,767.57                  |
| Broadband Equity, Access, and Deployment Program, National<br>Telecommunications and Information Administration, Commerce<br>Fund Resources:     |                           |     |     |      |  |   |  |                  |   |                                 |
| Undisbursed Funds  | No Year                   |     | 013 | 0562 | 000                                      | 42,402,226,416.28   | -----  | 111,819,099.43   | -----   | 42,290,407,316.85               |
| Digital Equity, National Telecommunications and Information<br>Administration, Commerce<br>Fund Resources:                                       |                           |     |     |      |  |   |  |                  |   |                                 |
| Undisbursed Funds  | No Year                   |     | 013 | 0563 | 000                                      | 546,322,112.38  | 549,000,000.00   | 21,636,267.67    | -----   | 1,073,685,844.71                |
| Middle Mile Deployment, National Telecommunications and Information<br>Administration, Commerce<br>Fund Resources:                               |                           |     |     |      |  |   |  |                  |   |                                 |
| Undisbursed Funds  | 2022-2026                 |     | 013 | 0564 | 000                                      | 997,029,775.45  | -----  | 11,299,401.28    | -----   | 985,730,374.17                  |
| Public Wireless Supply Chain Innovation Fund, National<br>Telecommunications and Information Administration, Commerce<br>Fund Resources:         |                           |     |     |      |  |   |  |                  |   |                                 |
| Undisbursed Funds  | 2023-2032                 |     | 013 | 0565 | 000                                      | -----   | 1,330,000,000.00   | -----            | -----   | 1,330,000,000.00                |
|  | 2022-2031                 |     |     |      |  | 150,000,000.00  | -----  | 3,666,328.51     | -----   | 144,333,671.49                  |
|  | Subtotal                  |     | 013 | 0565 | 000                                      | 150,000,000.00  | 1,330,000,000.00   | 3,666,328.51     | -----   | 1,474,333,671.49                |
| <b>Special Fund Accounts</b>   |                           |     |     |      |  |   |  |                  |   |                                 |
| Digital Television Transition and Public Safety Fund, National<br>Telecommunications and Information Administration, Commerce<br>Fund Resources: |                           |     |     |      |  |   |  |                  |   |                                 |
| Undisbursed Funds  | No Year                   |     | 013 | 5396 | 000                                      | 8,811,560,052.61  | -----  | -188,625.38      | -----   | 8,811,748,677.99                |
| <b>Public Enterprise Funds</b>   |                           |     |     |      |  |   |  |                  |   |                                 |
| Network Construction Fund, Telecommunications and Information  |                           |     |     |      |  |   |  |                  |   |                                 |

Footnotes at End of Chapter

## Appropriations, Outlays, and Balances - Continued

| Appropriation or Fund Account<br><br>Title   | Account Symbol            |     |     |      | Balances,<br>Beginning of<br>Fiscal Year | Appropriations<br>and Other<br>Obligational<br>Authority <sup>1</sup> | Transfers<br>Borrowings<br>and<br>Investment<br>(Net) <sup>2</sup> | Outlays<br>(Net) | Balances<br>Withdrawn<br>and Other<br>Transactions <sup>3</sup> | Balances, End<br>of Fiscal Year |                    |
|--|---------------------------|-----|-----|------|--|---|--|------------------|---|---------------------------------|--------------------|
|  | Period of<br>Availability | ATA | AID | MAIN |  |   |  |                  |   |                                 | SUB                |
| Administration, Commerce<br>Fund Resources:<br>Undisbursed Funds   | 2012-2022                 |     | 013 | 4358 | 000                                      | 477,340,514.31  | -----  | -----            | 98,079,156.55   | -----                           | 379,261,357.76     |
| First Responder Network Authority, National Telecommunications and<br>Information Administration, Commerce<br>Fund Resources:<br>Undisbursed Funds | 2012-2027                 |     | 013 | 4421 | 000                                      | 438,682,102.13  | -----  | -----            | -64,944,160.48  | -----                           | 503,626,262.61     |
| <b>Trust Fund Accounts</b>   |                           |     |     |      |  |   |  |                  |   |                                 |                    |
| Public Safety Trust Fund, National Telecommunications and Information<br>Administration, Commerce<br>Fund Resources:<br>Undisbursed Funds          | 2012-2022                 |     | 013 | 8233 | 000                                      | 12,188,477,701.55   | -----  | -----            | 739,701.03  | + 12,187,221,287.84             | 516,712.68         |
| Total, National Telecommunications and Information Administration  |                           |     |     |      |  | 69,710,136,369.62   | 1,917,910,487.00   | -2,000,000.00    | 427,797,825.27  | 12,187,800,452.55               | 59,010,448,578.80  |
| <b>Deductions for Offsetting Receipts</b>  |                           |     |     |      |  |   |  |                  |   |                                 |                    |
| Proprietary Receipts from the Public   |                           |     |     |      |  | -----   | 11,583,094.76  | -----            | 7,431,766.59  | -----                           | -----              |
| Intrabudgetary Receipts Deducted by Agency   |                           |     |     |      |  | -----   | 10,094,641.27  | -----            | 10,094,641.27   | -----                           | -----              |
| Offsetting Governmental Receipts   |                           |     |     |      |  | -----   | -3,484,198.70  | -----            | -3,484,198.70   | -----                           | -----              |
| Total, Offsetting Receipts   |                           |     |     |      |  | -----   | 18,193,537.33  | -----            | 14,042,209.16   | -----                           | -----              |
| Total, Department of Commerce  |                           |     |     |      |  | 117,507,187,191.30  | 45,029,216,117.19  | 90,232,592.08    | 12,045,088,288.63   | 12,307,310,377.13               | 138,270,085,906.64 |
| <b>Memorandum</b>  |                           |     |     |      |  |   |  |                  |   |                                 |                    |
| <b>Financing Accounts</b>  |                           |     |     |      |  |   |  |                  |   |                                 |                    |
| <b>Public Enterprise Funds</b>   |                           |     |     |      |  |   |  |                  |   |                                 |                    |
| Fisheries Finance, Direct Loan Financing Account, National Oceanic<br>Atmospheric Administration, Commerce<br>Fund Resources:<br>Undisbursed Funds | No Year                   |     | 013 | 4324 | 000                                      | 626,728.59  | -----  | -16,470,268.79   | -17,294,039.52  | -----                           | 1,450,499.32       |
| Authority to Borrow from the Treasury  |                           |     |     |      |  | 72,528,357.61   | 233,844,508.52   | -16,790,861.05   | -----   | 3,220,654.97                    | 286,361,350.11     |
|  | Subtotal                  |     | 013 | 4324 | 000                                      | 73,155,086.20   | 233,844,508.52   | -33,261,129.84   | -17,294,039.52  | 3,220,654.97                    | 287,811,849.43     |
| Total, Financing Accounts  |                           |     |     |      |  | 73,155,086.20   | 233,844,508.52   | -33,261,129.84   | -17,294,039.52  | 3,220,654.97                    | 287,811,849.43     |

Footnotes at End of Chapter

---

**Footnotes**

---

- 1 The amounts in this column, unless otherwise footnoted, represent appropriations, increases and rescissions in borrowing authority or new contract authority. Appropriation accounts with appropriation transfer activity are presented in Table 1 (Appropriations and Appropriation Transfers) at the end of this chapter.
- 2 The amounts in this column, unless otherwise footnoted, represent transfers - other than appropriation transfers, borrowings (gross), investments (net), unrealized discounts or funds held outside the Treasury.
- 3 The amounts in this column, unless otherwise footnoted, represent obligated balances canceled for fiscal year 2018 pursuant to 31 U.S.C. 1553 and adjustments to borrowing and contract authority.
- 4 Represents capital transfer to miscellaneous receipts.
- 5 The opening balance(s) of the following account(s) have been adjusted during the current fiscal year and do not agree with last year's closing balance(s):

| <u>Account Symbol:(ATA, AID, POA, MAIN, SUB)</u> | <u>Adjustment</u> |
|--|-------------------|
| 013 2022-2026 1450 000 - Undi sbursed Funds      | -\$292,169,000.00 |
| 013 2022-2026 1451 000 - Undi sbursed Funds      | \$15,000,000.00   |
| 013 2022-2026 1460 000 - Undi sbursed Funds      | \$277,169,000.00  |

## Appropriations, Outlays, and Balances - Continued

### Footnotes

Table 1 - Appropriations and Appropriation Transfers - Department of Commerce

| AID | ATA | Period of Availability | MAIN | Net Appropriations and Appropriation Transfers | Appropriation Amount | Net Appropriation Transfers | AID Involved | ATA Involved | Period of Availability Involved | MAIN Involved | Amount From or To (-) |
|-----|-----|------------------------|------|--|----------------------|-----------------------------|--------------|--------------|---------------------------------|---------------|-----------------------|
| 013 |     | X                      | 0125 | 33,540,000.00                                  | 0.00                 | 33,540,000.00               | 013          |              | X                               | 2050          | 33,540,000.00         |
| 013 |     | X                      | 0126 | 10,450,000.00                                  | 0.00                 | 10,450,000.00               | 013          |              | X                               | 0520          | 5,000,000.00          |
|     |     |                        |      |  |                      |                             | 013          |              | X                               | 0563          | 1,000,000.00          |
|     |     |                        |      |  |                      |                             | 013          |              | X                               | 1006          | 2,450,000.00          |
|     |     |                        |      |  |                      |                             | 013          |              | X                               | 2050          | 2,000,000.00          |
| 013 |     | 2332                   | 0126 | 20,000,000.00                                  | 0.00                 | 20,000,000.00               | 013          |              | 2332                            | 0565          | 20,000,000.00         |
| 013 |     | X                      | 0500 | 1,133,100,000.00                               | 993,000,000.00       | 140,100,000.00              | 013          |              | X                               | 0520          | 138,600,000.00        |
|     |     |                        |      |  |                      |                             | 015          |              | X                               | 0404          | 1,500,000.00          |
| 013 |     | X                      | 0520 | 4,996,400,000.00                               | 7,000,000,000.00     | -2,003,600,000.00           | 013          |              | X                               | 0126          | -5,000,000.00         |
|     |     |                        |      |  |                      |                             | 013          |              | X                               | 0500          | -138,600,000.00       |
|     |     |                        |      |  |                      |                             | 013          |              | X                               | 0525          | -1,860,000,000.00     |
| 013 |     | X                      | 0525 | 2,099,000,000.00                               | 239,000,000.00       | 1,860,000,000.00            | 013          |              | X                               | 0520          | 1,860,000,000.00      |
| 013 |     | X                      | 0563 | 549,000,000.00                                 | 550,000,000.00       | -1,000,000.00               | 013          |              | X                               | 0126          | -1,000,000.00         |
| 013 |     | 2332                   | 0565 | 1,330,000,000.00                               | 1,350,000,000.00     | -20,000,000.00              | 013          |              | 2332                            | 0126          | -20,000,000.00        |
| 013 |     | X                      | 1006 | -2,450,000.00                                  | 0.00                 | -2,450,000.00               | 013          |              | X                               | 0126          | -2,450,000.00         |
| 013 |     | X                      | 1250 | 1,000,000.00                                   | 0.00                 | 1,000,000.00                | 013          |              | 23                              | 1250          | 1,000,000.00          |
| 013 |     | 23                     | 1250 | 527,000,000.00                                 | 528,000,000.00       | -1,000,000.00               | 013          |              | X                               | 1250          | -1,000,000.00         |
| 013 |     | X                      | 1450 | 408,128,901.00                                 | 20,000,000.00        | 388,128,901.00              | 011          |              | X                               | 5512          | 40,900,000.00         |
|     |     |                        |      |  |                      |                             | 012          |              | X                               | 1106          | 1,501,225.00          |
|     |     |                        |      |  |                      |                             | 013          |              | X                               | 1460          | 526,676.00            |
|     |     |                        |      |  |                      |                             | 013          |              | X                               | 2055          | 300,000.00            |
|     |     |                        |      |  |                      |                             | 013          |              | X                               | 5139          | 344,901,000.00        |
| 013 |     | 23                     | 1450 | 34,760,560.00                                  | 34,760,260.00        | 300.00                      | 013          |              | 23                              | 2055          | 300.00                |
| 013 |     | 2324                   | 1450 | 5,082,280,400.00                               | 5,087,581,000.00     | -5,300,600.00               | 013          |              | 2324                            | 1451          | 99,400.00             |
|     |     |                        |      |  |                      |                             | 013          |              | 2324                            | 1460          | -5,400,000.00         |
| 013 |     | 2325                   | 1450 | 3,424,493.00                                   | 0.00                 | 3,424,493.00                | 013          |              | 2325                            | 1460          | 3,424,493.00          |
| 013 |     | 2324                   | 1451 | 99,300,600.00                                  | 99,400,000.00        | -99,400.00                  | 013          |              | 2324                            | 1450          | -99,400.00            |
| 013 |     | X                      | 1460 | 532,249,669.00                                 | 327,701,000.00       | 204,548,669.00              | 011          |              | X                               | 5512          | 6,100,000.00          |
|     |     |                        |      |  |                      |                             | 013          |              | X                               | 1450          | -526,676.00           |
|     |     |                        |      |  |                      |                             | 013          |              | 2325                            | 1460          | 198,975,345.00        |
| 013 |     | 2324                   | 1460 | 5,400,000.00                                   | 0.00                 | 5,400,000.00                | 013          |              | 2324                            | 1450          | 5,400,000.00          |
| 013 |     | 2325                   | 1460 | 1,560,068,162.00                               | 1,762,468,000.00     | -202,399,838.00             | 013          |              | 2325                            | 1450          | -3,424,493.00         |

**Footnotes**

Table 1 - Appropriations and Appropriation Transfers - Department of Commerce

| AID          | ATA | Period of Availability | MAIN | Net Appropriations and Appropriation Transfers | Appropriation Amount     | Net Appropriation Transfers | AID Involved | ATA Involved | Period of Availability Involved | MAIN Involved | Amount From or To (-) |
|--------------|-----|------------------------|------|--|--------------------------|-----------------------------|--------------|--------------|---------------------------------|---------------|-----------------------|
| 013          |     | X                      | 2050 | 1,512,460,000.00                               | 1,548,000,000.00         | -35,540,000.00              | 013          |              | X                               | 1460          | -198,975,345.00       |
|              |     |                        |      |  |                          |                             | 013          |              | X                               | 0125          | -33,540,000.00        |
|              |     |                        |      |  |                          |                             | 013          |              | X                               | 0126          | -2,000,000.00         |
| 013          |     | X                      | 2055 | 299,700,000.00                                 | 300,000,000.00           | -300,000.00                 | 013          |              | X                               | 1450          | -300,000.00           |
| 013          |     | 23                     | 2055 | 299,700.00                                     | 300,000.00               | -300.00                     | 013          |              | 23                              | 1450          | -300.00               |
| 013          |     | X                      | 4316 | 5,965,406.00                                   | 0.00                     | 5,965,406.00                | 014          |              | X                               | 5198          | 5,965,406.00          |
| 013          |     | X                      | 5139 | 17,709,964.00                                  | 0.00                     | 17,709,964.00               | 012          |              | X                               | 5209          | 362,610,964.00        |
|              |     |                        |      |  |                          |                             | 013          |              | X                               | 1450          | -344,901,000.00       |
| 013          |     | X                      | 5362 | 6,450,490.23                                   | 0.00                     | 6,450,490.23                | 014          |              | X                               | 5425          | 6,450,490.23          |
| <b>Total</b> |     |                        |      | <b>20,265,238,345.23</b>                       | <b>19,840,210,260.00</b> | <b>425,028,085.23</b>       |              |              |                                 |               | <b>425,028,085.23</b> |



**This Page Left Blank Intentionally**

---

Appropriations, Outlays, and Balances - Continued

| Appropriation or Fund Account<br><br>Title  | Account Symbol            |     |     |      | Balances,<br>Beginning of<br>Fiscal Year | Appropriations<br>and Other<br>Obligational<br>Authority <sup>1</sup> | Transfers<br>Borrowings<br>and<br>Investment<br>(Net) <sup>2</sup> | Outlays<br>(Net) | Balances<br>Withdrawn<br>and Other<br>Transactions <sup>3</sup> | Balances, End<br>of Fiscal Year |                            |
|---|---------------------------|-----|-----|------|--|---|--|------------------|---|---------------------------------|----------------------------|
|   | Period of<br>Availability | ATA | AID | MAIN |  |   |  |                  |   |                                 | SUB                        |
| <b>Department of Defense--Military Programs</b>   |                           |     |     |      |  |   |  |                  |   |                                 |                            |
| <b>Military Personnel</b>   |                           |     |     |      |  |   |  |                  |   |                                 |                            |
| <b>Department of the Army</b>   |                           |     |     |      |  |   |  |                  |   |                                 |                            |
| <b>General Fund Accounts</b>  |                           |     |     |      |  |   |  |                  |   |                                 |                            |
| Medicare-Eligible Retiree Health Fund Contribution, Army<br>Fund Resources:<br>Undisbursed Funds                              | 2023                      |     | 021 | 1004 | 000                                      | -----   | 2,694,171,000.00   | -----            | 2,694,171,000.00  | -----                           | -----                      |
| Medicare-Eligible Retiree Health Fund Contribution, Reserve Personnel,<br>Army<br>Fund Resources:<br>Undisbursed Funds        | 2023                      |     | 021 | 1005 | 000                                      | -----   | 491,518,000.00   | -----            | 491,518,000.00  | -----                           | -----                      |
| Medicare-Eligible Retiree Health Fund Contribution, National Guard<br>Personnel, Army<br>Fund Resources:<br>Undisbursed Funds | 2023                      |     | 021 | 1006 | 000                                      | -----   | 873,937,000.00   | -----            | 873,937,000.00  | -----                           | -----                      |
| Military Personnel, Army<br>Fund Resources:<br>Undisbursed Funds  | 2023                      |     | 021 | 2010 | 000                                      | -----   | 50,353,602,000.00  | 569,074,000.00   | 48,771,726,084.33   | -----                           | 2,150,949,915.67           |
|   | 2022                      |     |     |      |  | 1,085,012,684.67  | -----  | -----            | 1,018,953,324.60  | -----                           | 66,059,360.07              |
|   | 2021                      |     |     |      |  | -36,345,437.58  | -----  | -----            | -38,604,746.37  | -----                           | 2,259,308.79               |
|   | 2020                      |     |     |      |  | 175,144,534.80  | -----  | -----            | 92,274,920.99   | -----                           | 82,869,613.81              |
|   | 2019                      |     |     |      |  | 148,578,069.94  | -----  | -----            | 105,188,578.69  | -----                           | 43,389,491.25              |
|   | 2018                      |     |     |      |  | 320,681,395.00  | -----  | -----            | -98,849,797.53  | 419,531,192.53                  | -----                      |
|   | No Year                   |     |     |      |  | 1,900,778.61  | -----  | -----            | 250,433.69  | -----                           | 1,650,344.92               |
|   | Subtotal                  |     | 021 | 2010 | 000                                      | 1,694,972,025.44  | 50,353,602,000.00  | 569,074,000.00   | 49,850,938,798.40   | 419,531,192.53                  | 2,347,178,034.51           |
| National Guard Personnel, Army<br>Fund Resources:<br>Undisbursed Funds  | 2023                      |     | 021 | 2060 | 000                                      | -----   | 9,634,388,000.00   | -----            | 9,240,206,741.91  | -----                           | 394,181,258.09             |
|   | 2022                      |     |     |      |  | 296,441,456.24  | -----  | -----            | 286,614,347.61  | -----                           | 9,827,108.63               |
|   | 2021                      |     |     |      |  | 37,474,936.51   | -----  | 25,167,534.00    | 31,099,118.82   | -----                           | 31,543,351.69              |
|   | 2020                      |     |     |      |  | 28,632,462.57   | -----  | -----            | 12,310,244.85   | -----                           | 16,322,217.72              |
|   | 2019                      |     |     |      |  | 133,388,050.91  | -----  | -----            | 4,686,474.71  | -----                           | 128,701,576.20             |
|   | 2018                      |     |     |      |  | 179,546,359.42  | -----  | -----            | 2,097,476.59  | 177,448,882.83                  | -----                      |
|   | Subtotal                  |     | 021 | 2060 | 000                                      | 675,483,265.65  | 9,634,388,000.00   | 25,167,534.00    | 9,577,014,404.49  | 177,448,882.83                  | 580,575,512.33             |
| Reserve Personnel, Army<br>Fund Resources:<br>Undisbursed Funds   | 2023                      |     | 021 | 2070 | 000                                      | -----   | 5,275,906,000.00   | -----            | 4,953,893,926.93  | -----                           | 322,012,073.07             |
|   | 2022                      |     |     |      |  | 368,547,648.31  | -----  | -----            | 182,927,357.79  | -----                           | 185,620,290.52             |
|   | 2021                      |     |     |      |  | 8,646,410.03  | -----  | -1,316,000.00    | 11,690,283.12   | -----                           | <sup>4</sup> -4,359,873.09 |
|   | 2020                      |     |     |      |  | 90,996,124.38   | -----  | -----            | 7,307,265.76  | -----                           | 83,688,858.62              |
|   | 2019                      |     |     |      |  | 49,636,421.03   | -----  | -----            | 6,554,159.59  | -----                           | 43,082,261.44              |

Footnotes at End of Chapter

## Appropriations, Outlays, and Balances - Continued

| Appropriation or Fund Account<br><br>Title  | Account Symbol            |     |     |      | Balances,<br>Beginning of<br>Fiscal Year | Appropriations<br>and Other<br>Obligational<br>Authority <sup>1</sup> | Transfers<br>Borrowings<br>and<br>Investment<br>(Net) <sup>2</sup> | Outlays<br>(Net)  | Balances<br>Withdrawn<br>and Other<br>Transactions <sup>3</sup> | Balances, End<br>of Fiscal Year |
|---|---------------------------|-----|-----|------|--|---|--|-------------------|---|---------------------------------|
|   | Period of<br>Availability | ATA | AID | MAIN |  |   |  |                   |   |                                 |
|   | 2018                      |     |     |      | 63,765,812.20                            | -----   | -----  | 1,014,971.34      | 62,750,840.86   | -----                           |
|   | Subtotal                  |     | 021 | 2070 | 581,592,415.95                           | 5,275,906,000.00  | -1,316,000.00  | 5,163,387,964.53  | 62,750,840.86   | 630,043,610.56                  |
| Total, Military Personnel, Department of the Army   |                           |     |     |      | 2,952,047,707.04                         | 69,323,522,000.00   | 592,925,534.00   | 68,650,967,167.42 | 659,730,916.22  | 3,557,797,157.40                |
| <b>Department of the Navy</b>   |                           |     |     |      |  |   |  |                   |   |                                 |
| <b>General Fund Accounts</b>  |                           |     |     |      |  |   |  |                   |   |                                 |
| Medicare-Eligible Retiree Health Fund Contribution, Navy<br>Fund Resources:                               |                           |     |     |      |  |   |  |                   |   |                                 |
| Undisbursed Funds   | 2023                      |     | 017 | 1000 | 000                                      | -----   | 1,986,120,000.00   | -----             | 1,986,120,000.00  | -----                           |
| Medicare-Eligible Retiree Health Fund Contribution, Marine Corps<br>Fund Resources:                       |                           |     |     |      |  |   |  |                   |   |                                 |
| Undisbursed Funds   | 2023                      |     | 017 | 1001 | 000                                      | -----   | 1,027,372,000.00   | -----             | 1,027,372,000.00  | -----                           |
| Medicare-Eligible Retiree Health Fund Contribution, Reserve Personnel,<br>Navy<br>Fund Resources:         |                           |     |     |      |  |   |  |                   |   |                                 |
| Undisbursed Funds   | 2023                      |     | 017 | 1002 | 000                                      | -----   | 167,928,000.00   | -----             | 167,928,000.00  | -----                           |
| Medicare-Eligible Retiree Health Fund Contribution, Reserve Personnel,<br>Marine Corps<br>Fund Resources: |                           |     |     |      |  |   |  |                   |   |                                 |
| Undisbursed Funds   | 2023                      |     | 017 | 1003 | 000                                      | -----   | 82,870,000.00  | -----             | 82,870,000.00   | -----                           |
| Military Personnel, Marine Corps<br>Fund Resources:   |                           |     |     |      |  |   |  |                   |   |                                 |
| Undisbursed Funds   | 2023                      |     | 017 | 1105 | 000                                      | -----   | 15,208,295,000.00  | -----             | 14,795,191,073.56   | 413,103,926.44                  |
|   | 2022                      |     |     |      |  | 439,117,874.21  | -----  | 401,798,270.75    | -----   | 37,319,603.46                   |
|   | 2021                      |     |     |      |  | 60,581,108.97   | -----  | 28,298,385.12     | -----   | 32,282,723.85                   |
|   | 2020                      |     |     |      |  | 37,366,000.08   | -----  | 5,546,634.69      | -----   | 31,819,365.39                   |
|   | 2019                      |     |     |      |  | 33,669,490.91   | -----  | 2,589,000.13      | -----   | 31,080,490.78                   |
|   | 2018                      |     |     |      |  | 27,881,160.92   | -----  | 1,198,806.73      | 26,682,354.19   | -----                           |
|   | Subtotal                  |     | 017 | 1105 | 000                                      | 598,615,635.09  | 15,208,295,000.00  | 15,234,622,170.98 | 26,682,354.19   | 545,606,109.92                  |
| Reserve Personnel, Marine Corps<br>Fund Resources:  |                           |     |     |      |  |   |  |                   |   |                                 |
| Undisbursed Funds   | 2023                      |     | 017 | 1108 | 000                                      | -----   | 879,939,000.00   | -----             | 847,053,319.89  | 32,885,680.11                   |
|   | 2022                      |     |     |      |  | 63,393,045.01   | -----  | 30,883,284.71     | -----   | 32,509,760.30                   |
|   | 2021                      |     |     |      |  | 1,721,361.00  | -----  | 483,563.98        | -----   | 1,237,797.02                    |
|   | 2020                      |     |     |      |  | 5,486,604.78  | -----  | 4,692,007.61      | -----   | 794,597.17                      |
|   | 2019                      |     |     |      |  | 6,138,232.80  | -----  | 82,323.61         | -----   | 6,055,909.19                    |
|   | 2018                      |     |     |      |  | 6,088,703.53  | -----  | 33,964.74         | 6,054,738.79  | -----                           |
|   | Subtotal                  |     | 017 | 1108 | 000                                      | 82,827,947.12   | 879,939,000.00   | 883,228,464.54    | 6,054,738.79  | 73,483,743.79                   |
| Reserve Personnel, Navy<br>Fund Resources:  |                           |     |     |      |  |   |  |                   |   |                                 |
| Undisbursed Funds   | 2023                      |     | 017 | 1405 | 000                                      | -----   | 2,406,713,000.00   | -----             | 2,333,167,280.64  | 73,545,719.36                   |
|   | 2022                      |     |     |      |  | 89,257,505.55   | -----  | 61,718,307.10     | -----   | 27,539,198.45                   |

Footnotes at End of Chapter

Appropriations, Outlays, and Balances - Continued

| Appropriation or Fund Account<br><br>Title   | Account Symbol            |     |     |      | Balances,<br>Beginning of<br>Fiscal Year | Appropriations<br>and Other<br>Obligational<br>Authority <sup>1</sup> | Transfers<br>Borrowings<br>and<br>Investment<br>(Net) <sup>2</sup> | Outlays<br>(Net)  | Balances<br>Withdrawn<br>and Other<br>Transactions <sup>3</sup> | Balances, End<br>of Fiscal Year |                  |
|--|---------------------------|-----|-----|------|--|---|--|-------------------|---|---------------------------------|------------------|
|  | Period of<br>Availability | ATA | AID | MAIN |  |   |  |                   |   |                                 | SUB              |
|  | 2021                      |     |     |      | 6,582,930.91                             | -----   | -----  | 2,802,267.91      | -----   | 3,780,663.00                    |                  |
|  | 2020                      |     |     |      | 9,212,784.35                             | -----   | -----  | 1,095,899.73      | -----   | 8,116,884.62                    |                  |
|  | 2019                      |     |     |      | 9,411,354.68                             | -----   | -----  | 504,346.56        | -----   | 8,907,008.12                    |                  |
|  | 2018                      |     |     |      | 10,680,858.78                            | -----   | -----  | -193,951.17       | 10,874,809.95   | -----                           |                  |
|  | Subtotal                  |     | 017 | 1405 | 000                                      | 125,145,434.27  | 2,406,713,000.00   | -----             | 2,399,094,150.77  | 10,874,809.95                   | 121,889,473.55   |
| Military Personnel, Navy<br>Fund Resources:<br>Undisbursed Funds   | 2023                      |     | 017 | 1453 | 000                                      | -----   | 36,627,782,000.00  | 4,810,000.00      | 35,797,998,435.37   | -----                           | 834,593,564.63   |
|  | 2022                      |     |     |      | 1,043,185,649.16                         | -----   | -----  | 831,801,095.73    | -----   | 211,384,553.43                  |                  |
|  | 2021                      |     |     |      | 127,153,986.54                           | -----   | -----  | 39,116,136.34     | -----   | 88,037,850.20                   |                  |
|  | 2020                      |     |     |      | 54,605,571.63                            | -----   | -----  | 7,445,664.02      | -----   | 47,159,907.61                   |                  |
|  | 2019                      |     |     |      | 60,211,170.74                            | -----   | -----  | 4,603,059.59      | -----   | 55,608,111.15                   |                  |
|  | 2018                      |     |     |      | 119,106,588.37                           | -----   | -----  | 1,340,576.88      | 117,766,011.49  | -----                           |                  |
|  | No Year                   |     |     |      | 1,145,963.43                             | -----   | -----  | 7,326.38          | -----   | 1,138,637.05                    |                  |
|  | Subtotal                  |     | 017 | 1453 | 000                                      | 1,405,408,929.87  | 36,627,782,000.00  | 4,810,000.00      | 36,682,312,294.31   | 117,766,011.49                  | 1,237,922,624.07 |
| Total, Military Personnel, Department of the Navy  |                           |     |     |      | 2,211,997,946.35                         | 58,387,019,000.00   | 4,810,000.00   | 58,463,547,080.60 | 161,377,914.42  | 1,978,901,951.33                |                  |
| <b>Department of the Air Force</b>   |                           |     |     |      |  |   |  |                   |   |                                 |                  |
| <b>General Fund Accounts</b>   |                           |     |     |      |  |   |  |                   |   |                                 |                  |
| Medicare-Eligible Retiree Health Fund Contribution, Air Force<br>Fund Resources:<br>Undisbursed Funds                              | 2023                      |     | 057 | 1007 | 000                                      | -----   | 1,855,333,000.00   | -----             | 1,855,333,000.00  | -----                           | -----            |
| Medicare-Eligible Retiree Health Fund Contribution, Reserve Personnel,<br>Air Force<br>Fund Resources:<br>Undisbursed Funds        | 2023                      |     | 057 | 1008 | 000                                      | -----   | 180,702,000.00   | -----             | 180,702,000.00  | -----                           | -----            |
| Medicare-Eligible Retiree Health Fund Contribution, National Guard<br>Personnel, Air Force<br>Fund Resources:<br>Undisbursed Funds | 2023                      |     | 057 | 1009 | 000                                      | -----   | 336,041,000.00   | -----             | 336,041,000.00  | -----                           | -----            |
| Medicare-Eligible Retiree Health Fund Contribution, Space Force, Air<br>Force<br>Fund Resources:<br>Undisbursed Funds              | 2023                      |     | 057 | 1010 | 000                                      | -----   | 49,049,000.00  | -----             | 49,049,000.00   | -----                           | -----            |
| Military Personnel, Air Force<br>Fund Resources:<br>Undisbursed Funds  | 2023                      |     | 057 | 3500 | 000                                      | -----   | 35,492,044,000.00  | 33,899,000.00     | 34,725,732,986.95   | -----                           | 800,210,013.05   |
|  | 2022                      |     |     |      | 1,301,179,324.07                         | -----   | -----  | 579,360,485.75    | -----   | 721,818,838.32                  |                  |
|  | 2021                      |     |     |      | <sup>5</sup> 322,150,492.65              | -----   | -----  | 28,853,614.54     | -----   | 293,296,878.11                  |                  |
|  | 2020                      |     |     |      | 235,375,738.12                           | -----   | -----  | 8,383,434.50      | -----   | 226,992,303.62                  |                  |
|  | 2019                      |     |     |      | 427,801,348.11                           | -----   | -----  | 97,563.53         | -----   | 427,703,784.58                  |                  |
|  | 2018                      |     |     |      | 35,771,362.66                            | -----   | -----  | 6,942,072.59      | 28,829,290.07   | -----                           |                  |

Footnotes at End of Chapter

## Appropriations, Outlays, and Balances - Continued

| Appropriation or Fund Account<br><br>Title   | Account Symbol            |     |             |             | Balances,<br>Beginning of<br>Fiscal Year | Appropriations<br>and Other<br>Obligational<br>Authority <sup>1</sup> | Transfers<br>Borrowings<br>and<br>Investment<br>(Net) <sup>2</sup> | Outlays<br>(Net)              | Balances<br>Withdrawn<br>and Other<br>Transactions <sup>3</sup> | Balances, End<br>of Fiscal Year |
|--|---------------------------|-----|-------------|-------------|--|---|--|-------------------------------|---|---------------------------------|
|  | Period of<br>Availability | ATA | AID         | MAIN<br>SUB |  |   |  |                               |   |                                 |
|  | No Year                   |     |             |             | 269,666.50                               | -----   | -----  | -----                         | -----   | 269,666.50                      |
|  | Subtotal                  |     | 057<br>3500 | 000         | 2,322,547,932.11                         | 35,492,044,000.00   | 33,899,000.00  | 35,349,370,157.86             | 28,829,290.07   | 2,470,291,484.18                |
| Military Personnel, Space Force, Air Force<br>Fund Resources:                                      |                           |     |             |             |  |   |  |                               |   |                                 |
| Undisbursed Funds  | 2023                      |     | 057<br>3510 | 000         | -----                                    | 1,113,063,000.00  | -----  | 1,047,665,234.05              | -----   | 65,397,765.95                   |
| Reserve Personnel, Air Force<br>Fund Resources:  |                           |     |             |             |  |   |  |                               |   |                                 |
| Undisbursed Funds  | 2023                      |     | 057<br>3700 | 000         | -----                                    | 2,427,562,000.00  | -----  | <sup>6</sup> 2,293,344,174.43 | -----   | 134,217,825.57                  |
|  | 2022                      |     |             |             | 168,879,118.06                           | -----   | -----  | <sup>7</sup> 126,360,989.50   | -----   | 42,518,128.56                   |
|  | 2021                      |     |             |             | 26,068,961.55                            | -----   | -----  | 3,753,850.23                  | -----   | 22,315,111.32                   |
|  | 2020                      |     |             |             | 43,126,545.69                            | -----   | -----  | 1,404,816.86                  | -----   | 41,721,728.83                   |
|  | 2019                      |     |             |             | 29,712,638.46                            | -----   | -----  | 706,699.98                    | -----   | 29,005,938.48                   |
|  | 2018                      |     |             |             | 18,380,012.46                            | -----   | -----  | 290,537.00                    | 18,089,475.46   | -----                           |
|  | Subtotal                  |     | 057<br>3700 | 000         | 286,167,276.22                           | 2,427,562,000.00  | -----  | 2,425,861,068.00              | 18,089,475.46   | 269,778,732.76                  |
| National Guard Personnel, Air Force<br>Fund Resources:   |                           |     |             |             |  |   |  |                               |   |                                 |
| Undisbursed Funds  | 2023                      |     | 057<br>3850 | 000         | -----                                    | 5,045,489,000.00  | -----  | <sup>8</sup> 4,850,363,965.76 | -----   | 195,125,034.24                  |
|  | 2022                      |     |             |             | 163,930,365.56                           | -----   | -----  | <sup>9</sup> 68,494,257.27    | -----   | 95,436,108.29                   |
|  | 2021                      |     |             |             | 75,536,648.30                            | -----   | -----  | 1,803,441.36                  | -----   | 73,733,206.94                   |
|  | 2020                      |     |             |             | 55,359,814.57                            | -----   | -----  | 4,134,785.85                  | -----   | 51,225,028.72                   |
|  | 2019                      |     |             |             | 21,970,901.77                            | -----   | -----  | 1,143,502.89                  | -----   | 20,827,398.88                   |
|  | 2018                      |     |             |             | 50,363,448.29                            | -----   | -----  | 1,156,651.23                  | 49,206,797.06   | -----                           |
|  | Subtotal                  |     | 057<br>3850 | 000         | 367,161,178.49                           | 5,045,489,000.00  | -----  | 4,927,096,604.36              | 49,206,797.06   | 436,346,777.07                  |
| Total, Military Personnel, Department of the Air Force   |                           |     |             |             | 2,975,876,386.82                         | 46,499,283,000.00   | 33,899,000.00  | 46,171,118,064.27             | 96,125,562.59   | 3,241,814,759.96                |
| <b>Defense Agencies</b>  |                           |     |             |             |  |   |  |                               |   |                                 |
| <b>General Fund Accounts</b>   |                           |     |             |             |  |   |  |                               |   |                                 |
| Concurrent Receipt Accrual Payments to the Military Retirement Fund,<br>Defense<br>Fund Resources: |                           |     |             |             |  |   |  |                               |   |                                 |
| Undisbursed Funds  | 2023                      |     | 097<br>0041 | 000         | -----                                    | 10,612,441,000.00   | -----  | 10,612,441,000.00             | -----   | -----                           |
| Total, Military Personnel, Defense Agencies  |                           |     |             |             | -----                                    | 10,612,441,000.00   | -----  | 10,612,441,000.00             | -----   | -----                           |
| Total, Military Personnel  |                           |     |             |             | 8,139,922,040.21                         | 184,822,265,000.00  | 631,634,534.00   | 183,898,073,312.29            | 917,234,393.23  | 8,778,513,868.69                |
| <b>Operation and Maintenance</b>   |                           |     |             |             |  |   |  |                               |   |                                 |
| <b>Department of the Army</b>  |                           |     |             |             |  |   |  |                               |   |                                 |
| <b>General Fund Accounts</b>   |                           |     |             |             |  |   |  |                               |   |                                 |
| Environmental Restoration, Army<br>Fund Resources:   |                           |     |             |             |  |   |  |                               |   |                                 |
| Undisbursed Funds  | No Year                   |     | 021<br>0810 | 000         | 2,351,814.26                             | -----   | -----  | -----                         | -----   | 2,351,814.26                    |

Footnotes at End of Chapter

Appropriations, Outlays, and Balances - Continued

| Appropriation or Fund Account<br><br>Title   | Account Symbol            |     |     |             | Balances,<br>Beginning of<br>Fiscal Year | Appropriations<br>and Other<br>Obligational<br>Authority <sup>1</sup> | Transfers<br>Borrowings<br>and<br>Investment<br>(Net) <sup>2</sup> | Outlays<br>(Net) | Balances<br>Withdrawn<br>and Other<br>Transactions <sup>3</sup> | Balances, End<br>of Fiscal Year |
|--|---------------------------|-----|-----|-------------|--|---|--|------------------|---|---------------------------------|
|  | Period of<br>Availability | ATA | AID | MAIN<br>SUB |  |   |  |                  |   |                                 |
| Operation and Maintenance, Army<br>Fund Resources:<br>Undisbursed Funds                | 2023-2025                 |     | 021 | 2020        | 000                                      | -----   | -----  | -----            | -----   | -----                           |
|  | 2022-2024                 |     |     |             |  | 2,324,167.24  | -----  | -----            | -----   | 1,777,061.93                    |
|  | 2023                      |     |     |             |  | -----   | -----  | -----            | -----   | 1,990,785.74                    |
|  | 2022-2023                 |     |     |             |  | -----   | 62,949,727,518.00  | 488,593,865.00   | <sup>10</sup> 39,271,445,182.46                                 | 24,166,876,200.54               |
|  | 2021-2023                 |     |     |             |  | <sup>5</sup> 1,896,141.45   | -----  | -----            | -----   | 35,018,147.00                   |
|  | 2022                      |     |     |             |  | 22,289,496,865.16   | -----  | -53,853,798.00   | <sup>11</sup> 17,041,573,363.84                                 | 5,194,069,703.32                |
|  | 2021-2022                 |     |     |             |  | 13,090,824.00   | -----  | -----            | -----   | 9,456,649.62                    |
|  | 2020-2022                 |     |     |             |  | 47,433.19   | -----  | -----            | -----   | <sup>4</sup> -240,379.43        |
|  | 2021                      |     |     |             |  | <sup>5</sup> 4,712,479,508.13   | -----  | -----            | -----   | 2,634,569,008.81                |
|  | 2020                      |     |     |             |  | 4,601,970,129.47  | -----  | -----            | -----   | 3,809,235,926.09                |
|  | 2019                      |     |     |             |  | 2,289,395,018.03  | -----  | -----            | -----   | 2,055,246,965.77                |
|  | 2018                      |     |     |             |  | 1,806,940,110.94  | -----  | -----            | -----   | 1,647,854,959.78                |
|  | No Year                   |     |     |             |  | 227,347,669.77  | 182,609,151.00   | -15,484,605.00   | <sup>12</sup> 938,979.00  | 336,377,397.32                  |
|  | Subtotal                  |     | 021 | 2020        | 000                                      | 35,944,987,867.38   | 63,132,336,669.00  | 459,015,515.00   | 59,643,279,677.71   | 1,648,793,938.78                |
| Operation and Maintenance, Army National Guard<br>Fund Resources:<br>Undisbursed Funds | 2023                      |     | 021 | 2065        | 000                                      | -----   | 8,324,110,000.00   | -----            | 5,412,216,400.94  | -----                           |
|  | 2022-2023                 |     |     |             |  | -----   | -----  | 10,062,628.00    | 45,000.00   | -----                           |
|  | 2022                      |     |     |             |  | 2,556,564,028.21  | -----  | -10,919,852.00   | 1,827,428,656.93  | -----                           |
|  | 2021-2022                 |     |     |             |  | 6,459,818.00  | -----  | -----            | 369,765.95  | -----                           |
|  | 2021                      |     |     |             |  | 642,799,384.14  | -----  | -----            | 296,686,092.31  | -----                           |
|  | 2020                      |     |     |             |  | 354,346,712.38  | -----  | -----            | 118,797,160.07  | -----                           |
|  | 2019                      |     |     |             |  | 237,679,346.03  | -----  | -----            | 41,641,334.57   | -----                           |
|  | 2018                      |     |     |             |  | 190,544,438.55  | -----  | -----            | 35,876,748.08   | 154,667,690.47                  |
|  | No Year                   |     |     |             |  | 34,228,028.74   | -----  | -----            | -1,946,731.73   | -----                           |
|  | Subtotal                  |     | 021 | 2065        | 000                                      | 4,022,621,756.05  | 8,324,110,000.00   | -857,224.00      | 7,731,114,427.12  | 154,667,690.47                  |
| Operation and Maintenance, Army Reserve<br>Fund Resources:<br>Undisbursed Funds        | 2023                      |     | 021 | 2080        | 000                                      | -----   | 3,221,485,000.00   | -----            | 2,113,815,097.46  | -----                           |
|  | 2022-2023                 |     |     |             |  | -----   | -----  | 548,270.00       | -----   | -----                           |
|  | 2022                      |     |     |             |  | 1,042,898,236.61  | -----  | -548,270.00      | 749,766,582.57  | -----                           |
|  | 2021                      |     |     |             |  | 264,437,888.12  | -----  | -----            | 113,077,501.67  | -----                           |
|  | 2020                      |     |     |             |  | 190,262,846.59  | -----  | -----            | 83,648,751.75   | -----                           |
|  | 2019                      |     |     |             |  | 84,344,969.77   | -----  | -----            | 1,701,558.10  | -----                           |
|  | 2018                      |     |     |             |  | 94,985,178.57   | -----  | -----            | 3,937,146.88  | 91,048,031.69                   |
|  | No Year                   |     |     |             |  | 8,318,722.21  | -----  | -----            | 1,151,503.40  | -----                           |
|  | Subtotal                  |     | 021 | 2080        | 000                                      | 1,685,247,841.87  | 3,221,485,000.00   | -----            | 3,067,098,141.83  | 91,048,031.69                   |

Footnotes at End of Chapter

## Appropriations, Outlays, and Balances - Continued

| Appropriation or Fund Account<br><br>Title  | Account Symbol            |     |     |      | Balances,<br>Beginning of<br>Fiscal Year | Appropriations<br>and Other<br>Obligational<br>Authority <sup>1</sup> | Transfers<br>Borrowings<br>and<br>Investment<br>(Net) <sup>2</sup> | Outlays<br>(Net) | Balances<br>Withdrawn<br>and Other<br>Transactions <sup>3</sup> | Balances, End<br>of Fiscal Year |                             |
|---|---------------------------|-----|-----|------|--|---|--|------------------|---|---------------------------------|-----------------------------|
|   | Period of<br>Availability | ATA | AID | MAIN |  |   |  |                  |   |                                 | SUB                         |
| Afghanistan Security Forces Fund, Army<br>Fund Resources:<br>Undisbursed Funds                    | 2022-2025                 |     | 021 | 2091 | 000                                      | 100,000,000.00  | -----  | -----            | 1,427,661.36  | -----                           | 98,572,338.64               |
|   | 2021-2022                 |     |     |      |  | 348,811,159.93  | -----  | -----            | -215,944,901.20   | -----                           | 564,756,061.13              |
|   | 2020-2021                 |     |     |      |  | 937,100,779.34  | -----  | -----            | -57,974,552.49  | -----                           | 995,075,331.83              |
|   | 2019-2020                 |     |     |      |  | 424,841,756.61  | -----  | -----            | -24,086,158.03  | -----                           | 448,927,914.64              |
|   | 2018-2019                 |     |     |      |  | 162,547,943.59  | -----  | -----            | -14,394,746.85  | -----                           | 176,942,690.44              |
|   | 2017-2018                 |     |     |      |  | 257,851,565.17  | -----  | -----            | -103,439,890.13   | 361,291,455.30                  | -----                       |
|   | No Year                   |     |     |      |  | 149,257,992.82  | -----  | -----            | -8,820,248.45   | -----                           | 158,078,241.27              |
|   | Subtotal                  |     | 021 | 2091 | 000                                      | 2,380,411,197.46  | -----  | -----            | -423,232,835.79   | 361,291,455.30                  | 2,442,352,577.95            |
| Iraq Train and Equip Fund, Army<br>Fund Resources:<br>Undisbursed Funds                           | 2017-2018                 |     | 021 | 2097 | 000                                      | 1,587,409.86  | -----  | -----            | -284,403.80   | 1,871,813.66                    | -----                       |
| Counter-ISIS Train and Equip Fund, Army<br>Fund Resources:<br>Undisbursed Funds                   | 2023-2024                 |     | 021 | 2099 | 000                                      | -----   | 475,000,000.00   | -----            | 53,454,723.16   | -----                           | 421,545,276.84              |
|   | 2022-2023                 |     |     |      |  | 493,474,301.64  | -65,000,000.00   | -----            | 309,564,988.23  | -----                           | 118,909,313.41              |
|   | 2021-2022                 |     |     |      |  | 14,782,638.59   | -----  | -----            | 28,706,624.65   | -----                           | <sup>4</sup> -13,923,986.06 |
|   | 2020-2021                 |     |     |      |  | 276,684,404.65  | -----  | -----            | 18,101,224.28   | -----                           | 258,583,180.37              |
|   | 2019-2020                 |     |     |      |  | 132,335,388.44  | -----  | -----            | 3,584,303.79  | -----                           | 128,751,084.65              |
|   | 2018-2019                 |     |     |      |  | 67,872,279.51   | -----  | -----            | -1,639,941.78   | -----                           | 69,512,221.29               |
|   | 2017-2018                 |     |     |      |  | 51,692,025.39   | -----  | -----            | -15,481,619.13  | 67,173,644.52                   | -----                       |
|   | No Year                   |     |     |      |  | 12,556,922.96   | -----  | -----            | -----   | -----                           | 12,556,922.96               |
|   | Subtotal                  |     | 021 | 2099 | 000                                      | 1,049,397,961.18  | 410,000,000.00   | -----            | 396,290,303.20  | 67,173,644.52                   | 995,934,013.46              |
| <b>Special Fund Accounts</b>  |                           |     |     |      |  |   |  |                  |   |                                 |                             |
| Restoration, Rocky Mountain Arsenal, Army<br>Fund Resources:<br>Undisbursed Funds                 | No Year                   |     | 021 | 5098 | 000                                      | 19,041,688.88   | 1,362,580.80   | -----            | 1,949,111.23  | -----                           | 18,455,158.45               |
| National Science Center, Army<br>Fund Resources:<br>Undisbursed Funds                             | No Year                   |     | 021 | 5286 | 000                                      | 77,826.63   | -----  | -----            | 24,121.22   | -----                           | 53,705.41                   |
| Department of Defense Korean War Commemoration Fund, Army<br>Fund Resources:<br>Undisbursed Funds | No Year                   |     | 021 | 5752 | 000                                      | 9,036.31  | -326.00  | -----            | -----   | -----                           | 8,710.31                    |
| Total, Operation and Maintenance, Department of the Army  |                           |     |     |      |  | 45,105,734,399.88   | 75,089,293,923.80  | 458,158,291.00   | 70,416,238,542.72   | 2,324,846,574.42                | 47,912,101,497.54           |
| <b>Department of the Navy<br/>General Fund Accounts</b>   |                           |     |     |      |  |   |  |                  |   |                                 |                             |

Footnotes at End of Chapter

Appropriations, Outlays, and Balances - Continued

| Appropriation or Fund Account<br><br>Title   | Account Symbol            |     |     |      | Balances,<br>Beginning of<br>Fiscal Year | Appropriations<br>and Other<br>Obligational<br>Authority <sup>1</sup> | Transfers<br>Borrowings<br>and<br>Investment<br>(Net) <sup>2</sup> | Outlays<br>(Net) | Balances<br>Withdrawn<br>and Other<br>Transactions <sup>3</sup> | Balances, End<br>of Fiscal Year |                   |
|--|---------------------------|-----|-----|------|--|---|--|------------------|---|---------------------------------|-------------------|
|  | Period of<br>Availability | ATA | AID | MAIN |  |   |  |                  |   |                                 | SUB               |
| Environmental Restoration, Navy<br>Fund Resources:<br>Undisbursed Funds  | No Year                   |     | 017 | 0810 | 000                                      | 14,795,873.53   | -----  | -10,000,000.00   | -16,975,000.00  | -----                           | 21,770,873.53     |
| Operation and Maintenance, Marine Corps<br>Fund Resources:<br>Undisbursed Funds  | 2023                      |     | 017 | 1106 | 000                                      | -----   | 9,924,352,000.00   | 11,010,560.00    | 6,036,727,721.46  | -----                           | 3,898,634,838.54  |
|  | 2022                      |     |     |      |  | 3,799,133,397.54  | -----  | -----            | 2,818,625,373.23  | -----                           | 980,508,024.31    |
|  | 2021                      |     |     |      |  | 669,007,797.30  | -----  | -----            | 373,526,025.91  | -----                           | 295,481,771.39    |
|  | 2020                      |     |     |      |  | 573,830,743.79  | -----  | -----            | 271,475,755.52  | -----                           | 302,354,988.27    |
|  | 2019                      |     |     |      |  | 221,055,148.13  | -----  | -----            | 41,300,473.92   | -----                           | 179,754,674.21    |
|  | 2018                      |     |     |      |  | 137,208,447.03  | -----  | -----            | 8,285,456.02  | 128,922,991.01                  | -----             |
|  | No Year                   |     |     |      |  | 60,769,300.13   | 19,097,192.00  | -600,000.00      | 9,967,810.48  | <sup>12</sup> 199,117.00        | 69,099,564.65     |
|  | Subtotal                  |     | 017 | 1106 | 000                                      | 5,461,004,833.92  | 9,943,449,192.00   | 10,410,560.00    | 9,559,908,616.54  | 129,122,108.01                  | 5,725,833,861.37  |
| Operation and Maintenance, Marine Corps Reserve<br>Fund Resources:<br>Undisbursed Funds  | 2023                      |     | 017 | 1107 | 000                                      | -----   | 344,632,000.00   | -----            | 185,502,337.41  | -----                           | 159,129,662.59    |
|  | 2022                      |     |     |      |  | 141,858,707.22  | -----  | -----            | 95,554,927.86   | -----                           | 46,303,779.36     |
|  | 2021                      |     |     |      |  | 43,630,885.31   | -----  | -----            | 19,752,665.15   | -----                           | 23,878,220.16     |
|  | 2020                      |     |     |      |  | 18,566,696.75   | -----  | -----            | 3,977,216.69  | -----                           | 14,589,480.06     |
|  | 2019                      |     |     |      |  | 19,144,846.53   | -----  | -----            | 6,114,361.77  | -----                           | 13,030,484.76     |
|  | 2018                      |     |     |      |  | 11,000,378.64   | -----  | -----            | 219,362.61  | 10,781,016.03                   | -----             |
|  | Subtotal                  |     | 017 | 1107 | 000                                      | 234,201,514.45  | 344,632,000.00   | -----            | 311,120,871.49  | 10,781,016.03                   | 256,931,626.93    |
| Payments to Kaho'Olawe Island Conveyance, Remediation, and<br>Environmental Restoration Fund, Navy<br>Fund Resources:<br>Undisbursed Funds | No Year                   |     | 017 | 1236 | 000                                      | 43,065.77   | -----  | -----            | -----   | -----                           | 43,065.77         |
| Operation and Maintenance, Navy<br>Fund Resources:<br>Undisbursed Funds  | 2023                      |     | 017 | 1804 | 000                                      | -----   | 69,514,519,000.00  | 186,300,621.00   | 47,567,357,344.98   | -----                           | 22,133,462,276.02 |
|  | 2022-2023                 |     |     |      |  | -----   | -----  | 11,300,000.00    | 4,613,041.74  | -----                           | 6,686,958.26      |
|  | 2022                      |     |     |      |  | 20,690,991,698.97   | -----  | -37,655,000.00   | 14,397,446,063.80   | -----                           | 6,255,890,635.17  |
|  | 2021                      |     |     |      |  | 4,246,140,946.43  | -----  | -----            | 1,935,307,899.52  | -----                           | 2,310,833,046.91  |
|  | 2020                      |     |     |      |  | 2,246,347,079.34  | -----  | -----            | 689,133,416.30  | -----                           | 1,557,213,663.04  |
|  | 2019                      |     |     |      |  | 1,658,584,912.46  | -----  | -----            | 259,717,155.51  | -----                           | 1,398,867,756.95  |
|  | 2018                      |     |     |      |  | 1,088,318,606.91  | -----  | -----            | 208,957,176.49  | 879,361,430.42                  | -----             |
|  | No Year                   |     |     |      |  | 151,376,212.44  | 608,507,867.00   | -76,909.00       | 590,348,512.07  | <sup>12</sup> 538,255.00        | 168,920,403.37    |
| Transfer To:<br>Operation and Maintenance, Navy  | 2023                      | 069 | 017 | 1804 | 005                                      | -----   | 3,900,000.00   | -----            | -----   | -----                           | 3,900,000.00      |
|  | 2022                      |     |     |      |  | 1,000,000.00  | -----  | -----            | 250,642.74  | -----                           | 749,357.26        |
|  | Subtotal                  |     | 017 | 1804 | 000                                      | 30,082,759,456.55   | 70,126,926,867.00  | 159,868,712.00   | 65,653,131,253.15   | 879,899,685.42                  | 33,836,524,096.98 |

Footnotes at End of Chapter



## Appropriations, Outlays, and Balances - Continued

| Appropriation or Fund Account<br><br>Title  | Account Symbol            |     |     |      | Balances,<br>Beginning of<br>Fiscal Year | Appropriations<br>and Other<br>Obligational<br>Authority <sup>1</sup> | Transfers<br>Borrowings<br>and<br>Investment<br>(Net) <sup>2</sup> | Outlays<br>(Net)                | Balances<br>Withdrawn<br>and Other<br>Transactions <sup>3</sup> | Balances, End<br>of Fiscal Year |                   |
|---|---------------------------|-----|-----|------|--|---|--|---------------------------------|---|---------------------------------|-------------------|
|   | Period of<br>Availability | ATA | AID | MAIN |  |   |  |                                 |   |                                 | SUB               |
| Operation and Maintenance, Navy Reserve<br>Fund Resources:  |                           |     |     |      |  |   |  |                                 |   |                                 |                   |
| Undisbursed Funds   | 2023                      |     | 017 | 1806 | 000                                      | -----<br>1,278,189,000.00   | -----  | 858,970,165.84                  | -----   | 419,218,834.16                  |                   |
|   | 2022                      |     |     |      |  | 373,386,433.80  | -----  | 285,277,905.20                  | -----   | 88,108,528.60                   |                   |
|   | 2021                      |     |     |      |  | 104,271,305.96  | -----  | 50,322,224.03                   | -----   | 53,949,081.93                   |                   |
|   | 2020                      |     |     |      |  | 72,177,830.65   | -----  | 5,628,627.00                    | -----   | 66,549,203.65                   |                   |
|   | 2019                      |     |     |      |  | 72,358,427.57   | -----  | 13,143,210.84                   | -----   | 59,215,216.73                   |                   |
|   | 2018                      |     |     |      |  | 37,466,217.42   | -----  | 2,523,352.99                    | 34,942,864.43   | -----                           |                   |
|   | Subtotal                  |     | 017 | 1806 | 000                                      | 659,660,215.40  | -----  | 1,215,865,485.90                | 34,942,864.43   | 687,040,865.07                  |                   |
| <b>Special Fund Accounts</b>  |                           |     |     |      |  |   |  |                                 |   |                                 |                   |
| Kaho'Olawe Island Conveyance, Remediation, and Environmental<br>Restoration Fund, Navy<br>Fund Resources: |                           |     |     |      |  |   |  |                                 |   |                                 |                   |
| Undisbursed Funds   | No Year                   |     | 017 | 5185 | 000                                      | 353,469.93  | -----  | -----                           | -----   | 353,469.93                      |                   |
| Department of Defense World War II Commemoration Fund, Navy<br>Fund Resources:                            |                           |     |     |      |  |   |  |                                 |   |                                 |                   |
| Undisbursed Funds   | No Year                   |     | 017 | 5630 | 000                                      | 780,654.74  | -----  | -----                           | -----   | 780,654.74                      |                   |
| Total, Operation and Maintenance, Department of the Navy  |                           |     |     |      |  | 36,453,599,084.29   | 81,693,197,059.00  | 160,279,272.00                  | 76,723,051,227.08   | 1,054,745,673.89                | 40,529,278,514.32 |
| <b>Department of the Air Force</b>  |                           |     |     |      |  |   |  |                                 |   |                                 |                   |
| <b>General Fund Accounts</b>  |                           |     |     |      |  |   |  |                                 |   |                                 |                   |
| Environmental Restoration, Air Force<br>Fund Resources:   |                           |     |     |      |  |   |  |                                 |   |                                 |                   |
| Undisbursed Funds   | No Year                   |     | 057 | 0810 | 000                                      | 1,604,867.30  | -----  | -----                           | -----   | 1,604,867.30                    |                   |
| Operation and Maintenance, Air Force<br>Fund Resources:   |                           |     |     |      |  |   |  |                                 |   |                                 |                   |
| Undisbursed Funds   | 2023-2025                 |     | 057 | 3400 | 000                                      | -----   | -----  | -1,618,800.08                   | -----   | 1,618,800.08                    |                   |
|   | 2022-2024                 |     |     |      |  | 1,902,223.31  | -----  | -5,402.49                       | -----   | 1,907,625.80                    |                   |
|   | 2023                      |     |     |      |  | -----   | 61,736,480,569.00  | 248,627,000.00                  | <sup>13</sup> 37,212,474,915.20                                 | 24,772,632,653.80               |                   |
|   | 2021-2023                 |     |     |      |  | 1,713,315.70  | -----  | 1,515,735.34                    | -----   | 197,580.36                      |                   |
|   | 2022                      |     |     |      |  | 23,158,787,643.72   | -----  | <sup>14</sup> 17,173,224,277.21 | -----   | 5,985,563,366.51                |                   |
|   | 2021-2022                 |     |     |      |  | 13,400,000.00   | -----  | 11,898,675.26                   | -----   | 1,501,324.74                    |                   |
|   | 2020-2022                 |     |     |      |  | 11,055.56   | -----  | -9,755.99                       | -----   | 20,811.55                       |                   |
|   | 2021                      |     |     |      |  | 4,945,158,917.62  | -----  | 2,275,816,057.81                | -----   | 2,669,342,859.81                |                   |
|   | 2020                      |     |     |      |  | 2,960,396,449.47  | -----  | <sup>15</sup> 885,030,082.75    | -----   | 2,075,366,366.72                |                   |
|   | 2019                      |     |     |      |  | 1,967,197,969.73  | -----  | 384,514,284.46                  | -----   | 1,582,683,685.27                |                   |
|   | 2018                      |     |     |      |  | 1,468,167,352.90  | -----  | 205,992,400.64                  | 1,262,174,952.26  | -----                           |                   |
|   | No Year                   |     |     |      |  | 110,540,544.07  | 24,119,760.00  | -8,269,200.00                   | 5,351,096.92  | <sup>12</sup> 1,281,022.00      | 119,758,985.15    |
| Transfer To:  |                           |     |     |      |  |   |  |                                 |   |                                 |                   |
| Federal Highway Administration, Transportation  | 2023                      | 069 | 057 | 3400 | 005                                      | -----   | 22,808,000.00  | -----                           | 4,282,950.19  | -----                           | 18,525,049.81     |
|   | 2022                      |     |     |      |  | 20,618,084.24   | -----  | 11,972,783.99                   | -----   | 8,645,300.25                    |                   |

Footnotes at End of Chapter

Appropriations, Outlays, and Balances - Continued

| Appropriation or Fund Account<br><br>Title                           | Account Symbol            |     |     |      | Balances,<br>Beginning of<br>Fiscal Year | Appropriations<br>and Other<br>Obligational<br>Authority <sup>1</sup> | Transfers<br>Borrowings<br>and<br>Investment<br>(Net) <sup>2</sup> | Outlays<br>(Net)               | Balances<br>Withdrawn<br>and Other<br>Transactions <sup>3</sup> | Balances, End<br>of Fiscal Year |                   |
|--|---------------------------|-----|-----|------|--|---|--|--------------------------------|---|---------------------------------|-------------------|
|  | Period of<br>Availability | ATA | AID | MAIN |  |   |  |                                |   |                                 | SUB               |
|  | 2021                      |     |     |      | 7,553,454.52                             | -----   | -----  | 5,828,557.07                   | -----   | 1,724,897.45                    |                   |
|  | 2020                      |     |     |      | 715,462.73                               | -----   | -----  | 2,534.78                       | -----   | 712,927.95                      |                   |
|  | 2019                      |     |     |      | 41,278.54                                | -----   | -----  | -----                          | -----   | 41,278.54                       |                   |
|  | Subtotal                  |     | 057 | 3400 | 000                                      | 34,656,203,752.11   | 61,783,408,329.00  | 240,357,800.00                 | 58,176,270,393.06   | 1,263,455,974.26                | 37,240,243,513.79 |
| Operation and Maintenance, Space Force, Air Force<br>Fund Resources: |                           |     |     |      |  |   |  |                                |   |                                 |                   |
| Undisbursed Funds  | 2023                      |     | 057 | 3410 | 000                                      | -----   | 4,122,638,622.00   | -----                          | 1,945,013,508.15  | -----                           | 2,177,625,113.85  |
|  | 2022                      |     |     |      | 1,818,720,153.04                         | -----   | -----  | 1,449,957,610.04               | -----   | 368,762,543.00                  |                   |
|  | 2021                      |     |     |      | 224,637,660.78                           | -----   | -----  | 111,695,478.86                 | -----   | 112,942,181.92                  |                   |
|  | 2020                      |     |     |      | 1,433,628.75                             | -----   | -----  | -14,539.52                     | -----   | 1,448,168.27                    |                   |
|  | No Year                   |     |     |      | -----                                    | -----   | -----  | -137,618.89                    | -----   | 137,618.89                      |                   |
|  | Subtotal                  |     | 057 | 3410 | 000                                      | 2,044,791,442.57  | 4,122,638,622.00   | -----                          | 3,506,514,438.64  | -----                           | 2,660,915,625.93  |
| Operation and Maintenance, Air Force Reserve<br>Fund Resources:      |                           |     |     |      |  |   |  |                                |   |                                 |                   |
| Undisbursed Funds  | 2023                      |     | 057 | 3740 | 000                                      | -----   | 3,706,746,000.00   | -----                          | 2,802,299,556.18  | -----                           | 904,446,443.82    |
|  | 2022                      |     |     |      | 751,986,486.49                           | -----   | -----  | 552,127,169.26                 | -----   | 199,859,317.23                  |                   |
|  | 2021                      |     |     |      | 159,718,043.68                           | -----   | -----  | 71,426,358.81                  | -----   | 88,291,684.87                   |                   |
|  | 2020                      |     |     |      | 88,645,464.60                            | -----   | -----  | 18,248,639.56                  | -----   | 70,396,825.04                   |                   |
|  | 2019                      |     |     |      | 102,307,631.00                           | -----   | -----  | 5,705,104.20                   | -----   | 96,602,526.80                   |                   |
|  | 2018                      |     |     |      | 87,889,020.47                            | -----   | -----  | 7,707,679.68                   | 80,181,340.79   | -----                           |                   |
|  | No Year                   |     |     |      | 2,069,763.51                             | -----   | -----  | -62,092.98                     | -----   | 2,131,856.49                    |                   |
|  | Subtotal                  |     | 057 | 3740 | 000                                      | 1,192,616,409.75  | 3,706,746,000.00   | -----                          | 3,457,452,414.71  | 80,181,340.79                   | 1,361,728,654.25  |
| Operation and Maintenance, Air National Guard<br>Fund Resources:     |                           |     |     |      |  |   |  |                                |   |                                 |                   |
| Undisbursed Funds  | 2023                      |     | 057 | 3840 | 000                                      | -----   | 7,288,183,000.00   | -----                          | <sup>16</sup> 4,794,469,411.30                                  | -----                           | 2,493,713,588.70  |
|  | 2022                      |     |     |      | 2,237,712,657.68                         | -----   | -----  | <sup>17</sup> 1,704,057,693.04 | -----   | 533,654,964.64                  |                   |
|  | 2021                      |     |     |      | 602,163,606.26                           | -----   | -----  | <sup>18</sup> 278,417,422.82   | -----   | 323,746,183.44                  |                   |
|  | 2020                      |     |     |      | 308,804,270.65                           | -----   | -----  | 66,308,041.80                  | -----   | 242,496,228.85                  |                   |
|  | 2019                      |     |     |      | 319,100,971.34                           | -----   | -----  | 64,740,601.46                  | -----   | 254,360,369.88                  |                   |
|  | 2018                      |     |     |      | 129,691,653.13                           | -----   | -----  | 8,609,730.53                   | 121,081,922.60  | -----                           |                   |
|  | No Year                   |     |     |      | 7,832,921.98                             | -----   | -----  | -803,493.49                    | -----   | 8,636,415.47                    |                   |
|  | Subtotal                  |     | 057 | 3840 | 000                                      | 3,605,306,081.04  | 7,288,183,000.00   | -----                          | 6,915,799,407.46  | 121,081,922.60                  | 3,856,607,750.98  |
| <b>Special Fund Accounts</b>   |                           |     |     |      |  |   |  |                                |   |                                 |                   |
| Support of Athletic Programs, Air Force<br>Fund Resources:           |                           |     |     |      |  |   |  |                                |   |                                 |                   |
| Undisbursed Funds  | No Year                   |     | 057 | 5616 | 000                                      | 19,991,017.68   | -----  | -----                          | 68,252.97   | -----                           | 19,922,764.71     |
| <b>Total, Operation and Maintenance, Department of the Air Force</b> |                           |     |     |      | 41,520,513,570.45                        | 76,900,975,951.00   | 240,357,800.00   | 72,056,104,906.84              | 1,464,719,237.65  | 45,141,023,176.96               |                   |
| <b>Defense Agencies</b>  |                           |     |     |      |  |   |  |                                |   |                                 |                   |

Footnotes at End of Chapter

## Appropriations, Outlays, and Balances - Continued

| Appropriation or Fund Account<br><br>Title   | Account Symbol            |     |     |      | Balances,<br>Beginning of<br>Fiscal Year | Appropriations<br>and Other<br>Obligational<br>Authority <sup>1</sup> | Transfers<br>Borrowings<br>and<br>Investment<br>(Net) <sup>2</sup> | Outlays<br>(Net)  | Balances<br>Withdrawn<br>and Other<br>Transactions <sup>3</sup> | Balances, End<br>of Fiscal Year |
|--|---------------------------|-----|-----|------|--|---|--|-------------------|---|---------------------------------|
|  | Period of<br>Availability | ATA | AID | MAIN |  |   |  |                   |   |                                 |
| <b>General Fund Accounts</b>   |                           |     |     |      |  |   |  |                   |   |                                 |
| Operation and Maintenance, Defense-Wide, Defense<br>Fund Resources:<br>Undisbursed Funds             | 2022-2025                 |     | 097 | 0100 | 000                                      | 75,000,000.00   | -----  | -----             | -----   | 75,000,000.00                   |
|  | 2021-2025                 |     |     |      |  | 523,520.00  | -----  | 391,106.57        | -----   | 132,413.43                      |
|  | 2023-2024                 |     |     |      |  | -----   | 17,378,631,408.00  | 9,449,339,158.03  | -----   | 7,929,292,249.97                |
|  | 2023                      |     |     |      |  | -----   | 47,764,090,003.00  | 23,053,954.00     | -----   | 16,919,901,901.66               |
|  | 2022-2023                 |     |     |      |  | 11,005,501,537.31   | -105,000,000.00  | -5,660,468,524.00 | -----   | 470,598,984.29                  |
|  | 2021-2023                 |     |     |      |  | -----   | -----  | -----             | -----   | 1,267.79                        |
|  | 2022                      |     |     |      |  | <sup>5</sup> 15,505,798,527.35  | -----  | 12,451,916,408.13 | -----   | 3,053,882,119.22                |
|  | 2021-2022                 |     |     |      |  | 378,297,790.71  | -----  | 27,997,152.60     | -----   | 350,300,638.11                  |
|  | 2020-2022                 |     |     |      |  | -----   | -----  | -----             | -----   | 45,379.51                       |
|  | 2021                      |     |     |      |  | 2,648,795,986.16  | -----  | 893,232,684.29    | -----   | 1,755,563,301.87                |
|  | 2020-2021                 |     |     |      |  | 62,650,344.11   | -----  | 11,682,962.73     | -----   | 50,967,381.38                   |
|  | 2020                      |     |     |      |  | 1,666,901,344.91  | -----  | 268,713,240.29    | -----   | 1,398,188,104.62                |
|  | 2019-2020                 |     |     |      |  | 6,943,500.48  | -----  | 3,740,239.79      | -----   | 3,203,260.69                    |
|  | 2019                      |     |     |      |  | 1,234,796,637.44  | -----  | -5,753,244.10     | -----   | 1,240,549,881.54                |
|  | 2018-2019                 |     |     |      |  | 162,473,014.33  | -----  | -----             | -----   | 162,847,005.52                  |
|  | 2018                      |     |     |      |  | <sup>5</sup> 1,003,150,231.38   | -----  | -101,719,513.70   | 1,104,869,745.08  | -----                           |
|  | 2017-2018                 |     |     |      |  | 98,504,686.71   | -----  | -68,320,779.66    | 166,825,466.37  | -----                           |
|  | No Year                   |     |     |      |  | <sup>5</sup> 1,990,158,099.52   | 757,171,975.00   | -200,865,813.00   | <sup>12</sup> 617,935.00  | 2,446,207,817.38                |
|  | Subtotal                  |     | 097 | 0100 | 000                                      | 35,839,495,220.41   | 65,794,893,386.00  | -5,838,280,383.00 | 58,667,113,369.98   | 1,272,313,146.45                |
| United States Court of Appeals for the Armed Forces, Defense<br>Fund Resources:<br>Undisbursed Funds | 2023                      |     | 097 | 0104 | 000                                      | -----   | 16,003,000.00  | -----             | 13,577,802.58   | 2,425,197.42                    |
|  | 2022                      |     |     |      |  | 1,851,119.96  | -----  | 660,561.79        | -----   | 1,190,558.17                    |
|  | 2021                      |     |     |      |  | 1,399,914.53  | -----  | 22,200.26         | -----   | 1,377,714.27                    |
|  | 2020                      |     |     |      |  | 2,273,850.64  | -----  | 2,037,245.25      | -----   | 236,605.39                      |
|  | 2019                      |     |     |      |  | 125,610.26  | -----  | -3.15             | -----   | 125,613.41                      |
|  | 2018                      |     |     |      |  | 200,769.59  | -----  | 45,967.68         | 154,801.91  | -----                           |
|  | Subtotal                  |     | 097 | 0104 | 000                                      | 5,851,264.98  | 16,003,000.00  | -----             | 16,343,774.41   | 154,801.91                      |
| Drug Interdiction and Counter-Drug Activities, Defense<br>Fund Resources:<br>Undisbursed Funds       | 2018                      |     | 097 | 0105 | 000                                      | 116,441,000.00  | -----  | -----             | 116,441,000.00  | -----                           |
| Office of the Inspector General, Defense<br>Fund Resources:<br>Undisbursed Funds                     | 2023-2025                 |     | 097 | 0107 | 000                                      | -----   | 1,524,000.00   | -----             | -----   | 1,524,000.00                    |
|  | 2023-2024                 |     |     |      |  | -----   | 1,864,000.00   | -----             | 1,121.28  | 1,862,878.72                    |
|  | 2022-2024                 |     |     |      |  | 74,592.65   | -----  | 1,081.50          | -----   | 73,511.15                       |
|  | 2023                      |     |     |      |  | -----   | 488,637,000.00   | -----             | 406,646,565.22  | 81,990,434.78                   |

Footnotes at End of Chapter

Appropriations, Outlays, and Balances - Continued

| Appropriation or Fund Account<br><br>Title   | Account Symbol            |     |     |      | Balances,<br>Beginning of<br>Fiscal Year | Appropriations<br>and Other<br>Obligational<br>Authority <sup>1</sup> | Transfers<br>Borrowings<br>and<br>Investment<br>(Net) <sup>2</sup> | Outlays<br>(Net) | Balances<br>Withdrawn<br>and Other<br>Transactions <sup>3</sup> | Balances, End<br>of Fiscal Year |
|--|---------------------------|-----|-----|------|--|---|--|------------------|---|---------------------------------|
|  | Period of<br>Availability | ATA | AID | MAIN |  |   |  |                  |   |                                 |
|  | 2022-2023                 |     |     |      | 1,798,862.15                             | -----   | -----  | 1,382,579.56     | -----   | 416,282.59                      |
|  | 2021-2023                 |     |     |      | 858,000.00                               | -----   | -----  | 5,972.60         | -----   | 852,027.40                      |
|  | 2022                      |     |     |      | 54,948,496.14                            | -----   | -----  | 47,722,044.91    | -----   | 7,226,451.23                    |
|  | 2021-2022                 |     |     |      | 16,217.70                                | -----   | -----  | -----            | -----   | 16,217.70                       |
|  | 2020-2022                 |     |     |      | 2,403.12                                 | -----   | -----  | -----            | -----   | 2,403.12                        |
|  | 2021                      |     |     |      | 9,410,558.37                             | -----   | -----  | 1,622,956.18     | -----   | 7,787,602.19                    |
|  | 2020-2021                 |     |     |      | 19,909.43                                | -----   | -----  | 7,843.75         | -----   | 12,065.68                       |
|  | 2019-2021                 |     |     |      | 338,046.87                               | -----   | -----  | -----            | -----   | 338,046.87                      |
|  | 2020                      |     |     |      | 8,636,052.04                             | -----   | -----  | 307,244.81       | -----   | 8,328,807.23                    |
|  | 2019-2020                 |     |     |      | 8,756.63                                 | -----   | -----  | -----            | -----   | 8,756.63                        |
|  | 2019                      |     |     |      | 7,583,079.53                             | -----   | -----  | 64,249.07        | -----   | 7,518,830.46                    |
|  | 2018-2019                 |     |     |      | 51,708.19                                | -----   | -----  | -69,221.29       | -----   | 120,929.48                      |
|  | 2018                      |     |     |      | 12,086,140.30                            | -----   | -----  | -1,070.29        | 12,087,210.59   | -----                           |
|  | 2017-2018                 |     |     |      | 160,922.04                               | -----   | -----  | 69,221.29        | 91,700.75   | -----                           |
|  | Subtotal                  |     | 097 | 0107 | 000                                      | 95,993,745.16   | 492,025,000.00   | 457,760,588.59   | 12,178,911.34   | 118,079,245.23                  |
| Department of Defense Acquisition Workforce Development Account,<br>Defense<br>Fund Resources: |                           |     |     |      |  |   |  |                  |   |                                 |
| Undisbursed Funds  | 2023                      |     | 097 | 0111 | 000                                      | -----   | 111,791,000.00   | -----            | -----   | 86,963,304.42                   |
|  | 2022                      |     |     |      |  | 67,494,311.17   | -----  | 59,794,603.36    | -----   | 7,699,707.81                    |
|  | 2021-2022                 |     |     |      |  | -549,894.67   | -----  | -483,664.49      | -----   | <sup>4</sup> -66,230.18         |
|  | 2021                      |     |     |      |  | 25,351,599.75   | -----  | 7,478,216.27     | -----   | 17,873,383.48                   |
|  | 2020-2021                 |     |     |      |  | 57,256,157.10   | -----  | 10,752,358.32    | -----   | 46,503,798.78                   |
|  | 2019-2020                 |     |     |      |  | 27,071,840.09   | -----  | 1,347,714.11     | -----   | 25,724,125.98                   |
|  | 2018-2020                 |     |     |      |  | 9,141,312.31  | -----  | -14,743,652.83   | -----   | 23,884,965.14                   |
|  | 2018-2019                 |     |     |      |  | -3,484.23   | -----  | 10,556.52        | -----   | <sup>4</sup> -14,040.75         |
|  | 2017-2019                 |     |     |      |  | -127,079.82   | -----  | -----            | -----   | <sup>4</sup> -127,079.82        |
|  | 2016-2018                 |     |     |      |  | -3,423,009.23   | -----  | -4,133,493.26    | 710,484.03  | -----                           |
|  | Subtotal                  |     | 097 | 0111 | 000                                      | 182,211,752.47  | 111,791,000.00   | 84,850,333.58    | 710,484.03  | 208,441,934.86                  |
| Overseas Contingency Operations Transfer Fund, Defense<br>Fund Resources:                      |                           |     |     |      |  |   |  |                  |   |                                 |
| Undisbursed Funds  | No Year                   |     | 097 | 0118 | 000                                      | 9,972,184.00  | -----  | -----            | -----   | 9,972,184.00                    |
| Defense Health Program, Defense<br>Fund Resources:   |                           |     |     |      |  |   |  |                  |   |                                 |
| Undisbursed Funds  | 2023-2025                 |     | 097 | 0130 | 000                                      | -----   | 461,741,000.00   | -----            | -----   | 401,600,919.19                  |
|  | 2023-2024                 |     |     |      |  | -----   | 3,037,440,578.00   | -----            | -----   | 2,874,403,949.59                |
|  | 2022-2024                 |     |     |      |  | 642,846,460.39  | -----  | -----            | -----   | 322,833,806.59                  |
|  | 2023                      |     |     |      |  | -----   | 35,534,218,000.00  | -----            | -----   | 6,520,826,555.23                |
|  | 2022-2023                 |     |     |      |  | 2,542,443,472.93  | -----  | 339,579,860.00   | -----   | 2,299,902,280.04                |
|  | 2021-2023                 |     |     |      |  | 241,591,003.34  | -----  | -----            | -----   | 126,357,999.75                  |

Footnotes at End of Chapter

## Appropriations, Outlays, and Balances - Continued

| Appropriation or Fund Account<br><br>Title   | Account Symbol            |     |     |      | Balances,<br>Beginning of<br>Fiscal Year | Appropriations<br>and Other<br>Obligational<br>Authority <sup>1</sup> | Transfers<br>Borrowings<br>and<br>Investment<br>(Net) <sup>2</sup> | Outlays<br>(Net) | Balances<br>Withdrawn<br>and Other<br>Transactions <sup>3</sup> | Balances, End<br>of Fiscal Year |                   |
|--|---------------------------|-----|-----|------|--|---|--|------------------|---|---------------------------------|-------------------|
|  | Period of<br>Availability | ATA | AID | MAIN |  |   |  |                  |   |                                 | SUB               |
|  | 2022                      |     |     |      | 6,088,312,445.20                         | -----   | -339,579,860.00  | 4,291,324,704.65 | -----   | 1,457,407,880.55                |                   |
|  | 2021-2022                 |     |     |      | 2,127,048,199.19                         | -----   | -----  | 749,079,492.70   | -----   | 1,377,968,706.49                |                   |
|  | 2020-2022                 |     |     |      | 229,052,267.97                           | -----   | -----  | 116,374,191.58   | -----   | 112,678,076.39                  |                   |
|  | 2021                      |     |     |      | 1,358,425,476.97                         | -----   | -73,333,000.00   | 554,170,596.28   | -----   | 730,921,880.69                  |                   |
|  | 2020-2021                 |     |     |      | 1,480,542,798.27                         | -----   | -----  | 518,637,673.28   | -----   | 961,905,124.99                  |                   |
|  | 2019-2021                 |     |     |      | 109,333,192.49                           | -----   | -----  | 40,419,133.89    | -----   | 68,914,058.60                   |                   |
|  | 2020                      |     |     |      | 983,425,905.09                           | -----   | -----  | 131,699,288.19   | -----   | 851,726,616.90                  |                   |
|  | 2019-2020                 |     |     |      | 749,806,449.16                           | -----   | -----  | 324,785,376.61   | -----   | 425,021,072.55                  |                   |
|  | 2018-2020                 |     |     |      | 77,385,537.10                            | -----   | -----  | 16,770,778.33    | -----   | 60,614,758.77                   |                   |
|  | 2019                      |     |     |      | 593,944,508.91                           | -----   | -----  | 40,417,121.35    | -----   | 553,527,387.56                  |                   |
|  | 2018-2019                 |     |     |      | 438,505,868.55                           | -----   | -----  | 168,616,033.34   | -----   | 269,889,835.21                  |                   |
|  | 2017-2019                 |     |     |      | 56,015,093.21                            | -----   | -----  | 14,929,821.01    | -----   | 41,085,272.20                   |                   |
|  | 2018                      |     |     |      | 579,600,178.07                           | -----   | -----  | 55,511,204.84    | 524,088,973.23  | -----                           |                   |
|  | 2017-2018                 |     |     |      | 281,639,729.30                           | -----   | -----  | 149,671,728.38   | 131,968,000.92  | -----                           |                   |
|  | 2016-2018                 |     |     |      | 21,276,684.90                            | -----   | -----  | 5,094,959.47     | 16,181,725.43   | -----                           |                   |
|  | No Year                   |     |     |      | 26,528,932.48                            | 5,000,000.00  | -----  | 4,147,846.60     | -----   | 27,381,085.88                   |                   |
|  | Subtotal                  |     | 097 | 0130 | 000                                      | 18,627,724,203.52   | 39,038,399,578.00  | -73,333,000.00   | 37,435,584,814.77   | 672,238,699.58                  | 19,484,967,267.17 |
| Cooperative Threat Reduction Account, Defense<br>Fund Resources:                   |                           |     |     |      |  |   |  |                  |   |                                 |                   |
| Undisbursed Funds  | 2023-2025                 |     | 097 | 0134 | 000                                      | -----   | 351,598,000.00   | -----            | 25,210,328.96   | -----                           | 326,387,671.04    |
|  | 2022-2024                 |     |     |      |  | 328,199,622.64  | -----  | -----            | 131,777,771.98  | -----                           | 196,421,850.66    |
|  | 2021-2023                 |     |     |      |  | 208,053,424.60  | -----  | -----            | 147,088,771.22  | -----                           | 60,964,653.38     |
|  | 2020-2022                 |     |     |      |  | 81,862,081.03   | -----  | -----            | 39,975,610.79   | -----                           | 41,886,470.24     |
|  | 2019-2021                 |     |     |      |  | 30,088,471.35   | -----  | -----            | 12,448,546.29   | -----                           | 17,639,925.06     |
|  | 2018-2020                 |     |     |      |  | 13,554,816.87   | -----  | -----            | 4,136,984.85  | -----                           | 9,417,832.02      |
|  | 2017-2019                 |     |     |      |  | 9,426,083.46  | -----  | -----            | 439,025.36  | -----                           | 8,987,058.10      |
|  | 2016-2018                 |     |     |      |  | 11,656,689.97   | -----  | -----            | 892,242.60  | 10,764,447.37                   | -----             |
|  | No Year                   |     |     |      |  | 4,856,234.07  | -----  | -----            | -5,100.53   | -----                           | 4,861,334.60      |
|  | Subtotal                  |     | 097 | 0134 | 000                                      | 687,697,423.99  | 351,598,000.00   | -----            | 361,964,181.52  | 10,764,447.37                   | 666,566,795.10    |
| Foreign Currency Fluctuations, Defense<br>Fund Resources:                          |                           |     |     |      |  |   |  |                  |   |                                 |                   |
| Undisbursed Funds  | No Year                   |     | 097 | 0801 | 000                                      | 968,684,104.82  | -----  | 1,316,000.00     | -----   | -----                           | 970,000,104.82    |
| Environmental Restoration, Defense<br>Fund Resources:                              |                           |     |     |      |  |   |  |                  |   |                                 |                   |
| Undisbursed Funds  | No Year                   |     | 097 | 0810 | 000                                      | 49,019,700.00   | 2,732,000.00   | -2,370,000.00    | -----   | -----                           | 49,381,700.00     |
| Environmental Restoration, Formerly Used Defense Sites, Defense<br>Fund Resources: |                           |     |     |      |  |   |  |                  |   |                                 |                   |
| Undisbursed Funds  | No Year                   |     | 097 | 0811 | 000                                      | 25,000,000.62   | 26,000,000.00  | -25,000,000.00   | -----   | -----                           | 26,000,000.62     |

Footnotes at End of Chapter

Appropriations, Outlays, and Balances - Continued

| Appropriation or Fund Account<br><br>Title   | Account Symbol            |     |     |             | Balances,<br>Beginning of<br>Fiscal Year | Appropriations<br>and Other<br>Obligational<br>Authority <sup>1</sup> | Transfers<br>Borrowings<br>and<br>Investment<br>(Net) <sup>2</sup> | Outlays<br>(Net) | Balances<br>Withdrawn<br>and Other<br>Transactions <sup>3</sup> | Balances, End<br>of Fiscal Year |
|--|---------------------------|-----|-----|-------------|--|---|--|------------------|---|---------------------------------|
|  | Period of<br>Availability | ATA | AID | MAIN<br>SUB |  |   |  |                  |   |                                 |
| Overseas Humanitarian, Disaster, and Civic AID, Defense<br>Fund Resources:<br>Undisbursed Funds                                  | 2023-2024                 |     | 097 | 0819<br>000 | -----                                    | 170,000,000.00  | -----  | 7,505,622.00     | -----   | 162,494,378.00                  |
|  | 2022-2023                 |     |     |             | 4,544,409,918.29                         | -----   | -3,000,000,000.00  | 409,284,167.82   | -----   | 1,135,125,750.47                |
|  | 2021-2022                 |     |     |             | 219,489,693.26                           | -----   | -----  | 77,642,259.56    | -----   | 141,847,433.70                  |
|  | 2020-2021                 |     |     |             | 77,412,636.26                            | -----   | -----  | 42,987,112.07    | -----   | 34,425,524.19                   |
|  | 2019-2020                 |     |     |             | 24,705,793.43                            | -----   | -----  | 7,399,949.49     | -----   | 17,305,843.94                   |
|  | 2018-2019                 |     |     |             | 25,053,845.02                            | -----   | -----  | 2,239,653.54     | -----   | 22,814,191.48                   |
|  | 2017-2018                 |     |     |             | 26,312,307.35                            | -----   | -----  | 6,035,045.45     | 20,277,261.90   | -----                           |
|  | No Year                   |     |     |             | 346,948.41                               | -----   | -----  | -----            | -----   | 346,948.41                      |
|  | Subtotal                  |     | 097 | 0819<br>000 | 4,917,731,142.02                         | 170,000,000.00  | -3,000,000,000.00  | 553,093,809.93   | 20,277,261.90   | 1,514,360,070.19                |
| Defense Emergency Response Fund, Defense<br>Fund Resources:<br>Undisbursed Funds   | No Year                   |     | 097 | 0833<br>000 | 241,814,036.54                           | -----   | -----  | -266,776.05      | -----   | 242,080,812.59                  |
| Support for International Sporting Competitions, Defense<br>Fund Resources:<br>Undisbursed Funds                                 | No Year                   |     | 097 | 0838<br>000 | 4,782,788.05                             | 10,377,000.00   | -----  | 755,787.66       | -----   | 14,404,000.39                   |
| <b>Special Fund Accounts</b>   |                           |     |     |             |  |   |  |                  |   |                                 |
| Defense Cooperation Account, Defense<br>Fund Resources:<br>Undisbursed Funds   | No Year                   |     | 097 | 5187<br>000 | -----                                    | 307,455.50  | -307,455.50  | -----            | -----   | -----                           |
| Unrealized Discount on Investments   |                           |     |     |             | -----                                    | -----   | -447,065.09  | -----            | -----   | -447,065.09                     |
| Investments in US Treasury Securities  |                           |     |     |             | 8,042,004.46                             | -----   | 754,520.59   | -----            | -----   | 8,796,525.05                    |
|  | Subtotal                  |     | 097 | 5187<br>000 | 8,042,004.46                             | 307,455.50  | 0.00   | -----            | -----   | 8,349,459.96                    |
| Disposal of Department of Defense Real Property, Defense<br>Fund Resources:<br>Undisbursed Funds                                 | No Year                   |     | 097 | 5188<br>000 | 82,007,015.18                            | 10,589,645.59   | -----  | 4,836,838.67     | -----   | 87,759,822.10                   |
| Lease of Department of Defense Real Property, Defense<br>Fund Resources:<br>Undisbursed Funds                                    | No Year                   |     | 097 | 5189<br>000 | 244,819,392.07                           | 41,909,721.29   | -----  | 11,944,091.32    | -----   | 274,785,022.04                  |
| Department of Defense Overseas Military Facility Investment Recovery<br>Account, Defense<br>Fund Resources:<br>Undisbursed Funds | No Year                   |     | 097 | 5193<br>000 | 2,732,537.64                             | -----   | -----  | 673.60           | -----   | 2,731,864.04                    |
| Use of Proceeds from the Transfer or Disposition of Commissary<br>Facilities, Defense<br>Fund Resources:<br>Undisbursed Funds    | No Year                   |     | 097 | 5195<br>000 | 1,629,974.28                             | -----   | -----  | -----            | -----   | 1,629,974.28                    |
| Burden Sharing Contribution, Defense<br>Fund Resources:<br>Undisbursed Funds   | No Year                   |     | 097 | 5441<br>000 | 1,150,448,636.62                         | 714,198,837.00  | -----  | 766,538,388.86   | -----   | 1,098,109,084.76                |

Footnotes at End of Chapter

**Appropriations, Outlays, and Balances - Continued**

| Appropriation or Fund Account<br><br>Title   | Account Symbol         |     |     |      | Balances, Beginning of Fiscal Year | Appropriations and Other Obligational Authority <sup>1</sup> | Transfers Borrowings and Investment (Net) <sup>2</sup> | Outlays (Net)     | Balances Withdrawn and Other Transactions <sup>3</sup> | Balances, End of Fiscal Year |                          |
|--|------------------------|-----|-----|------|------------------------------------|--|--|-------------------|--|------------------------------|--------------------------|
|  | Period of Availability | ATA | AID | MAIN |                                    |  |  |                   |  |                              | SUB                      |
| Mutually Beneficial Activities, Defense<br>Fund Resources:<br>Undisbursed Funds                            | No Year                |     | 097 | 5613 | 000                                | 27,465,635.69  | -----  | -----             | 2,949,571.49   | -----                        | 24,516,064.20            |
| Department of Defense Vietnam War Commemoration Fund, Defense<br>Fund Resources:<br>Undisbursed Funds      | No Year                |     | 097 | 5750 | 000                                | 8,499,616.97   | -----  | -----             | 7,076,652.27   | -----                        | 1,422,964.70             |
| Contributions to the Cooperative Threat Reduction Program, Defense<br>Fund Resources:<br>Undisbursed Funds | 2023-2026              |     | 097 | 5751 | 000                                | -----  | 3,726,456.81   | -----             | 148,153.95   | -----                        | 3,578,302.86             |
|  | 2022-2025              |     |     |      |                                    | 318,922.00   | -----  | -----             | 318,922.00   | -----                        | -----                    |
|  | 2019-2022              |     |     |      |                                    | -9,057.16  | -----  | -----             | -----  | -----                        | <sup>4</sup> -9,057.16   |
|  | No Year                |     |     |      |                                    | 41,575.87  | -----  | -----             | 207,397.52   | -----                        | <sup>4</sup> -165,821.65 |
|  | Subtotal               |     | 097 | 5751 | 000                                | 351,440.71   | 3,726,456.81   | -----             | 674,473.47   | -----                        | 3,403,424.05             |
| <b>Intragovernmental Funds</b>   |                        |     |     |      |                                    |  |  |                   |  |                              |                          |
| Emergency Response Fund, Defense<br>Fund Resources:<br>Undisbursed Funds                                   | No Year                |     | 097 | 4965 | 000                                | 15,285,407.67  | -----  | -----             | -----  | -----                        | 15,285,407.67            |
| Total, Operation and Maintenance, Defense Agencies   |                        |     |     |      |                                    | 63,313,700,227.87  | 106,784,551,080.19                                     | -8,937,667,383.00 | 98,371,220,574.07                                      | 2,105,078,752.58             | 60,684,284,598.41        |
| Total, Operation and Maintenance   |                        |     |     |      |                                    | 186,393,547,282.49   | 340,468,018,013.99                                     | -8,078,872,020.00 | 317,566,615,250.71                                     | 6,949,390,238.54             | 194,266,687,787.23       |
| <b>International Reconstruction and Other Assistance</b>   |                        |     |     |      |                                    |  |  |                   |  |                              |                          |
| <b>Department of the Army</b>  |                        |     |     |      |                                    |  |  |                   |  |                              |                          |
| <b>General Fund Accounts</b>   |                        |     |     |      |                                    |  |  |                   |  |                              |                          |
| Iraq Relief and Reconstruction Fund, Army<br>Fund Resources:<br>Undisbursed Funds                          | No Year                |     | 021 | 2089 | 000                                | 3,112,817.32   | -----  | -----             | -----  | -----                        | 3,112,817.32             |
| Operating Expenses of the Coalition Provisional Authority, Army<br>Fund Resources:<br>Undisbursed Funds    | No Year                |     | 021 | 2090 | 000                                | 2,400.79   | -----  | -----             | -----  | -----                        | 2,400.79                 |
| Total, International Reconstruction and Other Assistance, Department of the Army                           |                        |     |     |      |                                    | 3,115,218.11   | -----  | -----             | -----  | -----                        | 3,115,218.11             |
| Total, International Reconstruction and Other Assistance   |                        |     |     |      |                                    | 3,115,218.11   | -----  | -----             | -----  | -----                        | 3,115,218.11             |
| <b>Procurement</b>   |                        |     |     |      |                                    |  |  |                   |  |                              |                          |
| <b>Department of the Army</b>  |                        |     |     |      |                                    |  |  |                   |  |                              |                          |
| <b>General Fund Accounts</b>   |                        |     |     |      |                                    |  |  |                   |  |                              |                          |
| Aircraft Procurement, Army<br>Fund Resources:<br>Undisbursed Funds   | 2023-2025              |     | 021 | 2031 | 000                                | -----  | 3,822,843,000.00                                       | -----             | 420,733,084.66   | -----                        | 3,402,109,915.34         |
|  | 2022-2024              |     |     |      |                                    | 2,941,981,154.92   | -9,437,000.00  | -21,686,000.00    | 1,139,591,054.69                                       | -----                        | 1,771,267,100.23         |
|  | 2023                   |     |     |      |                                    | -----  | 93,894,340.00  | -----             | 277,310.59   | -----                        | 93,617,029.41            |

Footnotes at End of Chapter

Appropriations, Outlays, and Balances - Continued

| Appropriation or Fund Account<br><br>Title   | Account Symbol            |     |     |             | Balances,<br>Beginning of<br>Fiscal Year | Appropriations<br>and Other<br>Obligational<br>Authority <sup>1</sup> | Transfers<br>Borrowings<br>and<br>Investment<br>(Net) <sup>2</sup> | Outlays<br>(Net) | Balances<br>Withdrawn<br>and Other<br>Transactions <sup>3</sup> | Balances, End<br>of Fiscal Year |                   |
|--|---------------------------|-----|-----|-------------|--|---|--|------------------|---|---------------------------------|-------------------|
|  | Period of<br>Availability | ATA | AID | MAIN<br>SUB |  |   |  |                  |   |                                 |                   |
|  | 2021-2023                 |     |     |             | 2,136,787,532.64                         | -7,300,000.00   | -25,888,377.00   | 1,083,448,018.01 | -----   | 1,020,151,137.63                |                   |
|  | 2020-2022                 |     |     |             | 845,270,806.06                           | -----   | -----  | 530,587,072.87   | -----   | 314,683,733.19                  |                   |
|  | 2019-2021                 |     |     |             | 439,987,994.16                           | -----   | -----  | 244,667,178.85   | -----   | 195,320,815.31                  |                   |
|  | 2018-2020                 |     |     |             | 305,033,545.17                           | -----   | -----  | 187,142,610.31   | -----   | 117,890,934.86                  |                   |
|  | 2017-2019                 |     |     |             | 100,440,234.62                           | -----   | -----  | 26,174,964.96    | -----   | 74,265,269.66                   |                   |
|  | 2016-2018                 |     |     |             | 124,456,742.87                           | -----   | -----  | 14,818,885.73    | 109,637,857.14  | -----                           |                   |
|  | No Year                   |     |     |             | 104,387,788.69                           | 5,843,928.00  | -4,943,928.00  | 61,113,104.02    | <sup>12</sup> 1,970,744.00                                      | 42,203,940.67                   |                   |
|  | Subtotal                  |     | 021 | 2031        | 000                                      | 6,998,345,799.13  | 3,905,844,268.00   | -52,518,305.00   | 3,708,553,284.69  | 111,608,601.14                  | 7,031,509,876.30  |
| Missile Procurement, Army<br>Fund Resources:<br>Undisbursed Funds                                | 2023-2025                 |     | 021 | 2032        | 000                                      | -----   | 7,897,193,200.00   | 489,790,000.00   | 390,822,683.40  | -----                           | 7,996,160,516.60  |
|  | 2022-2024                 |     |     |             | 6,244,914,833.26                         | -----   | 208,364,068.00   | 1,127,368,687.12 | -----   | 5,325,910,214.14                |                   |
|  | 2021-2023                 |     |     |             | 2,673,802,416.31                         | -----   | -9,913,000.00  | 1,148,746,736.55 | -----   | 1,515,142,679.76                |                   |
|  | 2020-2022                 |     |     |             | 1,726,656,075.49                         | -----   | -----  | 877,942,041.06   | -----   | 848,714,034.43                  |                   |
|  | 2019-2021                 |     |     |             | 843,779,896.05                           | -----   | -----  | 415,386,916.66   | -----   | 428,392,979.39                  |                   |
|  | 2018-2020                 |     |     |             | 377,538,134.55                           | -----   | -----  | 237,228,664.77   | -----   | 140,309,469.78                  |                   |
|  | 2017-2019                 |     |     |             | 299,606,016.77                           | -----   | -----  | 97,183,821.54    | -----   | 202,422,195.23                  |                   |
|  | 2016-2018                 |     |     |             | 54,439,476.99                            | -----   | -----  | 12,751,361.46    | 41,688,115.53   | -----                           |                   |
|  | Subtotal                  |     | 021 | 2032        | 000                                      | 12,220,736,849.42   | 7,897,193,200.00   | 688,241,068.00   | 4,307,430,912.56  | 41,688,115.53                   | 16,457,052,089.33 |
| Procurement of Weapons and Tracked Combat Vehicles, Army<br>Fund Resources:<br>Undisbursed Funds | 2023-2025                 |     | 021 | 2033        | 000                                      | -----   | 7,423,812,668.00   | 735,420,000.00   | 311,567,992.61  | -----                           | 7,847,664,675.39  |
|  | 2022-2024                 |     |     |             | 4,957,743,664.36                         | -----   | 39,909,000.00  | 1,124,464,127.55 | -----   | 3,873,188,536.81                |                   |
|  | 2023                      |     |     |             | -----                                    | 70,600,000.00   | -----  | -----            | -----   | 70,600,000.00                   |                   |
|  | 2021-2023                 |     |     |             | 2,389,130,963.99                         | -----   | -14,874,180.00   | 1,441,014,809.28 | -----   | 933,241,974.71                  |                   |
|  | 2020-2022                 |     |     |             | 1,473,677,956.32                         | -----   | -----  | 726,656,189.25   | -----   | 747,021,767.07                  |                   |
|  | 2019-2021                 |     |     |             | 800,737,179.79                           | -----   | -----  | 446,213,767.27   | -----   | 354,523,412.52                  |                   |
|  | 2018-2020                 |     |     |             | 297,580,080.15                           | -----   | -----  | 47,207,139.96    | -----   | 250,372,940.19                  |                   |
|  | 2017-2019                 |     |     |             | 92,171,971.10                            | -----   | -----  | -8,333,017.95    | -----   | 100,504,989.05                  |                   |
|  | 2016-2018                 |     |     |             | 56,320,530.60                            | -----   | -----  | 3,431,555.05     | 52,888,975.55   | -----                           |                   |
|  | Subtotal                  |     | 021 | 2033        | 000                                      | 10,067,362,346.31   | 7,494,412,668.00   | 760,454,820.00   | 4,092,222,563.02  | 52,888,975.55                   | 14,177,118,295.74 |
| Procurement of Ammunition, Army<br>Fund Resources:<br>Undisbursed Funds                          | 2023-2025                 |     | 021 | 2034        | 000                                      | -----   | 6,653,554,039.00   | 2,076,061,716.00 | 202,416,796.78  | -----                           | 8,527,198,958.22  |
|  | 2022-2024                 |     |     |             | 3,610,405,058.48                         | -----   | 124,925,456.00   | 1,057,389,947.48 | -----   | 2,677,940,567.00                |                   |
|  | 2023                      |     |     |             | -----                                    | 7,801,000.00  | -----  | -----            | -----   | 7,801,000.00                    |                   |
|  | 2021-2023                 |     |     |             | 1,945,785,773.24                         | -----   | -3,185,000.00  | 891,345,035.31   | -----   | 1,051,255,737.93                |                   |
|  | 2020-2022                 |     |     |             | 1,162,001,078.14                         | -----   | -----  | 507,947,807.47   | -----   | 654,053,270.67                  |                   |
|  | 2019-2021                 |     |     |             | 571,477,120.29                           | -----   | -----  | 276,090,301.15   | -----   | 295,386,819.14                  |                   |
|  | 2018-2020                 |     |     |             | 330,235,731.57                           | -----   | -----  | 94,568,883.13    | -----   | 235,666,848.44                  |                   |

Footnotes at End of Chapter



## Appropriations, Outlays, and Balances - Continued

| Appropriation or Fund Account<br><br>Title                             | Account Symbol            |     |             |             | Balances,<br>Beginning of<br>Fiscal Year | Appropriations<br>and Other<br>Obligational<br>Authority <sup>1</sup> | Transfers<br>Borrowings<br>and<br>Investment<br>(Net) <sup>2</sup> | Outlays<br>(Net)             | Balances<br>Withdrawn<br>and Other<br>Transactions <sup>3</sup> | Balances, End<br>of Fiscal Year |
|--|---------------------------|-----|-------------|-------------|--|---|--|------------------------------|---|---------------------------------|
|  | Period of<br>Availability | ATA | AID         | MAIN<br>SUB |  |   |  |                              |   |                                 |
|  | 2017-2019                 |     |             |             | 135,157,780.42                           | -----   | -----  | 23,194,804.76                | -----   | 111,962,975.66                  |
|  | 2016-2018                 |     |             |             | 53,149,939.36                            | -----   | -----  | 7,953,229.05                 | 45,196,710.31   | -----                           |
|  | Subtotal                  |     | 021<br>2034 | 000         | 7,808,212,481.50                         | 6,661,355,039.00  | 2,197,802,172.00   | 3,060,906,805.13             | 45,196,710.31   | 13,561,266,177.06               |
| Other Procurement, Army<br>Fund Resources:                             |                           |     |             |             |  |   |  |                              |   |                                 |
| Undisbursed Funds  | 2023-2025                 |     | 021<br>2035 | 000         | -----                                    | 8,892,128,000.00  | 567,186,000.00   | 1,538,840,166.22             | -----   | 7,920,473,833.78                |
|  | 2022-2024                 |     |             |             | 8,881,508,392.99                         | -71,544,000.00  | -132,863,000.00  | 4,263,233,896.14             | -----   | 4,413,867,496.85                |
|  | 2023                      |     |             |             | -----                                    | 12,889,000.00   | -----  | 150,423.55                   | -----   | 12,738,576.45                   |
|  | 2021-2023                 |     |             |             | 3,550,661,022.98                         | -3,177,000.00   | 28,693,023.00  | 1,958,530,959.81             | -----   | 1,617,646,086.17                |
|  | 2020-2022                 |     |             |             | 1,079,720,105.74                         | -----   | -----  | 590,352,264.90               | -----   | 489,367,840.84                  |
|  | 2019-2021                 |     |             |             | 420,064,531.04                           | -----   | -----  | <sup>19</sup> 176,051,495.98 | -----   | 244,013,035.06                  |
|  | 2018-2020                 |     |             |             | 259,664,965.26                           | -----   | -----  | <sup>20</sup> 100,409,405.05 | -----   | 159,255,560.21                  |
|  | 2017-2019                 |     |             |             | 335,714,349.89                           | -----   | -----  | 40,801,927.86                | -----   | 294,912,422.03                  |
|  | 2016-2018                 |     |             |             | 160,503,156.07                           | -----   | -----  | -24,029,753.72               | 184,532,909.79  | -----                           |
|  | No Year                   |     |             |             | 42,821,884.61                            | 22,010,819.00   | -17,703,530.00   | 7,293,754.71                 | <sup>12</sup> 2,633,410.00                                      | 37,202,008.90                   |
|  | Subtotal                  |     | 021<br>2035 | 000         | 14,730,658,408.58                        | 8,852,306,819.00  | 445,312,493.00   | 8,651,634,540.50             | 187,166,319.79  | 15,189,476,860.29               |
| Joint Improvised Explosive Device Defeat Fund, Army<br>Fund Resources: |                           |     |             |             |  |   |  |                              |   |                                 |
| Undisbursed Funds  | 2017-2019                 |     | 021<br>2093 | 000         | 7,274,132.94                             | -----   | -----  | 1,321,443.60                 | -----   | 5,952,689.34                    |
|  | 2016-2018                 |     |             |             | 12,552,880.98                            | -----   | -----  | -127,092.49                  | 12,679,973.47   | -----                           |
|  | Subtotal                  |     | 021<br>2093 | 000         | 19,827,013.92                            | -----   | -----  | 1,194,351.11                 | 12,679,973.47   | 5,952,689.34                    |
| Total, Procurement, Department of the Army                             |                           |     |             |             | 51,845,142,898.86                        | 34,811,111,994.00   | 4,039,292,248.00   | 23,821,942,457.01            | 451,228,695.79  | 66,422,375,988.06               |
| <b>Department of the Navy<br/>General Fund Accounts</b>                |                           |     |             |             |  |   |  |                              |   |                                 |
| Coastal Defense Augmentation, Navy<br>Fund Resources:                  |                           |     |             |             |  |   |  |                              |   |                                 |
| Undisbursed Funds  | No Year                   |     | 017<br>0380 | 000         | 56,252,301.40                            | -----   | -----  | -----                        | -----   | 56,252,301.40                   |
| Procurement, Marine Corps<br>Fund Resources:                           |                           |     |             |             |  |   |  |                              |   |                                 |
| Undisbursed Funds  | 2023-2025                 |     | 017<br>1109 | 000         | -----                                    | 4,194,075,450.00  | 106,108,000.00   | 434,840,591.69               | -----   | 3,865,342,858.31                |
|  | 2022-2024                 |     |             |             | 3,450,009,739.16                         | -----   | -31,017,000.00   | 1,398,469,654.65             | -----   | 2,020,523,084.51                |
|  | 2023                      |     |             |             | -----                                    | 7,611,000.00  | -----  | 28,013.30                    | -----   | 7,582,986.70                    |
|  | 2021-2023                 |     |             |             | 1,030,280,276.44                         | -----   | -----  | 620,294,735.24               | -----   | 409,985,541.20                  |
|  | 2020-2022                 |     |             |             | 481,430,164.93                           | -----   | -----  | 321,882,989.36               | -----   | 159,547,175.57                  |
|  | 2019-2021                 |     |             |             | 169,317,061.32                           | -----   | -----  | 94,080,603.27                | -----   | 75,236,458.05                   |
|  | 2018-2020                 |     |             |             | 43,713,908.74                            | -----   | -----  | 18,087,703.27                | -----   | 25,626,205.47                   |
|  | 2017-2019                 |     |             |             | 49,022,653.01                            | -----   | -----  | 7,552,038.40                 | -----   | 41,470,614.61                   |
|  | 2016-2018                 |     |             |             | 10,404,204.36                            | -----   | -----  | 256,200.07                   | 10,148,004.29   | -----                           |
|  | No Year                   |     |             |             | 29,469,714.01                            | 3,728,750.00  | -295,023.00  | 14,763,096.93                | <sup>12</sup> 1,506,988.00                                      | 16,633,356.08                   |

Footnotes at End of Chapter

Appropriations, Outlays, and Balances - Continued

| Appropriation or Fund Account<br><br>Title                          | Account Symbol            |     |     |             | Balances,<br>Beginning of<br>Fiscal Year | Appropriations<br>and Other<br>Obligational<br>Authority <sup>1</sup> | Transfers<br>Borrowings<br>and<br>Investment<br>(Net) <sup>2</sup> | Outlays<br>(Net) | Balances<br>Withdrawn<br>and Other<br>Transactions <sup>3</sup> | Balances, End<br>of Fiscal Year |                   |
|---|---------------------------|-----|-----|-------------|--|---|--|------------------|---|---------------------------------|-------------------|
|   | Period of<br>Availability | ATA | AID | MAIN<br>SUB |  |   |  |                  |   |                                 |                   |
| Aircraft Procurement, Navy<br>Fund Resources:                       | Subtotal                  |     | 017 | 1109        | 000                                      | 5,263,647,721.97  | 4,205,415,200.00   | 74,795,977.00    | 2,910,255,626.18  | 11,654,992.29                   | 6,621,948,280.50  |
| Undisbursed Funds   | 2023-2025                 |     | 017 | 1506        | 000                                      | -----   | 18,976,416,000.00  | -----            | 2,897,694,877.33  | -----                           | 16,078,721,122.67 |
|   | 2022-2024                 |     |     |             |  | 14,563,262,955.98   | -----  | -8,864,000.00    | 4,468,694,113.22  | -----                           | 10,085,704,842.76 |
|   | 2023                      |     |     |             |  | -----   | 6,593,000.00   | -----            | -----   | -----                           | 6,593,000.00      |
|   | 2021-2023                 |     |     |             |  | 11,302,730,919.12   | -----  | -----            | 5,445,313,680.21  | -----                           | 5,857,417,238.91  |
|   | 2020-2022                 |     |     |             |  | 5,567,643,416.80  | -----  | -----            | 2,935,674,318.76  | -----                           | 2,631,969,098.04  |
|   | 2019-2021                 |     |     |             |  | 3,008,122,014.67  | -----  | -----            | 1,342,086,610.50  | -----                           | 1,666,035,404.17  |
|   | 2018-2020                 |     |     |             |  | 1,511,776,582.12  | -----  | -----            | 418,446,991.90  | -----                           | 1,093,329,590.22  |
|   | 2017-2019                 |     |     |             |  | 784,542,442.93  | -----  | -----            | 221,660,109.39  | -----                           | 562,882,333.54    |
|   | 2016-2018                 |     |     |             |  | 600,864,216.15  | -----  | -----            | 240,460,697.16  | 360,403,518.99                  | -----             |
|   | No Year                   |     |     |             |  | 144,824,357.98  | 53,894,985.00  | -----            | 56,156,519.93   | <sup>12</sup> 633,891.00        | 141,928,932.05    |
|   | Subtotal                  |     | 017 | 1506        | 000                                      | 37,483,766,905.75   | 19,036,903,985.00  | -8,864,000.00    | 18,026,187,918.40   | 361,037,409.99                  | 38,124,581,562.36 |
| Weapons Procurement, Navy<br>Fund Resources:                        |                           |     |     |             |  |   |  |                  |   |                                 |                   |
| Undisbursed Funds   | 2023-2025                 |     | 017 | 1507        | 000                                      | -----   | 4,903,113,000.00   | 124,390,000.00   | 496,177,849.43  | -----                           | 4,531,325,150.57  |
|   | 2022-2024                 |     |     |             |  | 3,572,408,110.95  | -----  | -----            | 961,430,875.31  | -----                           | 2,610,977,235.64  |
|   | 2021-2023                 |     |     |             |  | 2,780,499,569.70  | -----  | -----            | 1,132,187,626.77  | -----                           | 1,648,311,942.93  |
|   | 2020-2022                 |     |     |             |  | 1,269,188,481.14  | -----  | -----            | 589,791,111.33  | -----                           | 679,397,369.81    |
|   | 2019-2021                 |     |     |             |  | 535,008,801.32  | -----  | -----            | 249,542,948.90  | -----                           | 285,465,852.42    |
|   | 2018-2020                 |     |     |             |  | 324,928,968.43  | -----  | -----            | 164,827,121.70  | -----                           | 160,101,846.73    |
|   | 2017-2019                 |     |     |             |  | 133,064,224.25  | -----  | -----            | 69,416,564.09   | -----                           | 63,647,660.16     |
|   | 2016-2018                 |     |     |             |  | 74,621,200.54   | -----  | -----            | 32,633,569.18   | 41,987,631.36                   | -----             |
|   | No Year                   |     |     |             |  | 1,489,500.41  | -----  | -----            | 10,743.72   | <sup>12</sup> 56,274.00         | 1,422,482.69      |
|   | Subtotal                  |     | 017 | 1507        | 000                                      | 8,691,208,856.74  | 4,903,113,000.00   | 124,390,000.00   | 3,696,018,410.43  | 42,043,905.36                   | 9,980,649,540.95  |
| Procurement of Ammunition, Navy and Marine Corps<br>Fund Resources: |                           |     |     |             |  |   |  |                  |   |                                 |                   |
| Undisbursed Funds   | 2023-2025                 |     | 017 | 1508        | 000                                      | -----   | 1,484,862,942.00   | 205,465,000.00   | 100,330,621.30  | -----                           | 1,589,997,320.70  |
|   | 2022-2024                 |     |     |             |  | 797,142,787.03  | -----  | 17,014,000.00    | 197,141,986.57  | -----                           | 617,014,800.46    |
|   | 2021-2023                 |     |     |             |  | 493,103,496.72  | -----  | -----            | 221,456,865.00  | -----                           | 271,646,631.72    |
|   | 2020-2022                 |     |     |             |  | 403,863,915.40  | -----  | -----            | 152,783,912.74  | -----                           | 251,080,002.66    |
|   | 2019-2021                 |     |     |             |  | 197,678,467.00  | -----  | -----            | 103,349,280.86  | -----                           | 94,329,186.14     |
|   | 2018-2020                 |     |     |             |  | 50,248,348.11   | -----  | -----            | 21,924,259.66   | -----                           | 28,324,088.45     |
|   | 2017-2019                 |     |     |             |  | 10,096,911.12   | -----  | -----            | 4,680,048.11  | -----                           | 5,416,863.01      |
|   | 2016-2018                 |     |     |             |  | 13,669,696.59   | -----  | -----            | 4,638,362.11  | 9,031,334.48                    | -----             |
|   | Subtotal                  |     | 017 | 1508        | 000                                      | 1,965,803,621.97  | 1,484,862,942.00   | 222,479,000.00   | 806,305,336.35  | 9,031,334.48                    | 2,857,808,893.14  |

Footnotes at End of Chapter

## Appropriations, Outlays, and Balances - Continued

| Appropriation or Fund Account<br><br>Title                                       | Account Symbol            |     |     |      | Balances,<br>Beginning of<br>Fiscal Year | Appropriations<br>and Other<br>Obligational<br>Authority <sup>1</sup> | Transfers<br>Borrowings<br>and<br>Investment<br>(Net) <sup>2</sup> | Outlays<br>(Net)  | Balances<br>Withdrawn<br>and Other<br>Transactions <sup>3</sup> | Balances, End<br>of Fiscal Year |
|--|---------------------------|-----|-----|------|--|---|--|-------------------|---|---------------------------------|
|  | Period of<br>Availability | ATA | AID | MAIN |  |   |  |                   |   |                                 |
| Shipbuilding and Conversion, Navy<br>Fund Resources:<br>Undisbursed Funds        | 2023-2027                 |     | 017 | 1611 | 000                                      | -----<br>24,784,702,000.00  | -----<br>-----   | 842,105,621.33    | -----<br>-----  | 23,942,596,378.67               |
|  | 2018-2027                 |     |     |      |  | -----<br>-----  | 6,620,506,295.70   | 2,229,439,071.24  | -----<br>-----  | 4,391,067,224.46                |
|  | 2022-2026                 |     |     |      |  | 20,554,348,537.28   | -197,092,000.00  | 7,607,000.00      | -----<br>-----  | 16,856,366,349.90               |
|  | 2017-2026                 |     |     |      |  | 2,714,696,748.77  | -----<br>-----   | -----<br>-----    | 1,178,266,421.04  | -----<br>-----                  |
|  | 2021-2025                 |     |     |      |  | 14,621,335,229.84   | -----<br>-----   | -----<br>-----    | 3,660,219,434.61  | -----<br>-----                  |
|  | 2016-2025                 |     |     |      |  | 1,543,237,545.70  | -----<br>-----   | -----<br>-----    | 663,929,051.44  | -----<br>-----                  |
|  | 2020-2024                 |     |     |      |  | 12,915,200,556.12   | -----<br>-----   | -----<br>-----    | 3,323,889,990.86  | -----<br>-----                  |
|  | 2013-2024                 |     |     |      |  | -----<br>-----  | -----<br>-----   | 367,394,215.29    | -----<br>-----  | 167,555,174.48                  |
|  | 2023                      |     |     |      |  | -----<br>-----  | 1,845,902,769.00   | -----<br>-----    | -----<br>-----  | 879,760,408.00                  |
|  | 2019-2023                 |     |     |      |  | 8,099,225,990.35  | -----<br>-----   | -----<br>-----    | 2,820,541,458.93  | -----<br>-----                  |
|  | 2015-2023                 |     |     |      |  | 554,469,180.98  | -----<br>-----   | -----<br>-----    | 203,451,622.38  | -----<br>-----                  |
|  | 2014-2023                 |     |     |      |  | 224,301,303.58  | -----<br>-----   | -----<br>-----    | 46,295,732.24   | -----<br>-----                  |
|  | 2022                      |     |     |      |  | 293,000,563.32  | -----<br>-----   | -----<br>-----    | 231,694,831.97  | -----<br>-----                  |
|  | 2018-2022                 |     |     |      |  | 6,620,506,295.70  | -----<br>-----   | -6,620,506,295.70 | -----<br>-----  | -----<br>-----                  |
|  | 2013-2022                 |     |     |      |  | 367,394,215.29  | -----<br>-----   | -367,394,215.29   | -----<br>-----  | -----<br>-----                  |
|  | 2012-2022                 |     |     |      |  | 206,718,590.66  | -----<br>-----   | -----<br>-----    | 31,547,125.28   | -----<br>-----                  |
|  | 2021                      |     |     |      |  | 8,915,157.26  | -----<br>-----   | -----<br>-----    | 6,611,398.69  | -----<br>-----                  |
|  | 2016-2021                 |     |     |      |  | 12,017,750.04   | -----<br>-----   | -----<br>-----    | 12,017,750.04   | -----<br>-----                  |
|  | 2008-2021                 |     |     |      |  | 4,745,689.32  | -----<br>-----   | -----<br>-----    | 2,065,062.44  | -----<br>-----                  |
|  | 2020                      |     |     |      |  | 44,815,250.26   | -----<br>-----   | -----<br>-----    | 43,464,823.32   | -----<br>-----                  |
|  | 2011-2020                 |     |     |      |  | 136,665,247.73  | -----<br>-----   | -----<br>-----    | -51,935,088.04  | -----<br>-----                  |
|  | 2009-2020                 |     |     |      |  | 90,938,009.92   | -----<br>-----   | -----<br>-----    | 92,766.71   | -----<br>-----                  |
|  | 2019                      |     |     |      |  | 13,539,764.15   | -----<br>-----   | -----<br>-----    | -111,845.96   | -----<br>-----                  |
|  | 2018                      |     |     |      |  | 10,477,217.83   | -----<br>-----   | -----<br>-----    | 3,879,240.11  | 6,597,977.72                    |
|  | 2010-2018                 |     |     |      |  | 177,152,468.86  | -----<br>-----   | -----<br>-----    | 21,575,521.08   | 155,576,947.78                  |
|  | 2007-2018                 |     |     |      |  | 50,842,732.79   | -----<br>-----   | -----<br>-----    | -589,509.41   | 51,432,242.20                   |
|  | No Year                   |     |     |      |  | 84,956.98   | -----<br>-----   | -----<br>-----    | -----<br>-----  | 84,956.98                       |
|  | Subtotal                  |     | 017 | 1611 | 000                                      | 69,264,629,002.73   | 26,433,512,769.00  | 7,607,000.00      | 19,824,263,250.16   | 213,607,167.70                  |
| National Sea-Based Deterrence Fund, Navy<br>Fund Resources:<br>Undisbursed Funds | 2023-2027                 |     | 017 | 1612 | 000                                      | -----<br>5,857,776,000.00   | -----<br>-----   | -----<br>-----    | 1,391,377,037.50  | -----<br>-----                  |
|  | 2022-2026                 |     |     |      |  | 3,687,590,197.36  | -----<br>-----   | -----<br>-----    | 1,874,139,432.79  | -----<br>-----                  |
|  | 2021-2025                 |     |     |      |  | 1,586,185,011.50  | -----<br>-----   | -----<br>-----    | 565,427,338.18  | -----<br>-----                  |
|  | 2020-2024                 |     |     |      |  | 331,463,728.73  | -----<br>-----   | -----<br>-----    | 107,938,028.89  | -----<br>-----                  |
|  | 2019-2023                 |     |     |      |  | 709,702,670.33  | -----<br>-----   | -----<br>-----    | 262,904,602.77  | -----<br>-----                  |
|  | 2018-2022                 |     |     |      |  | 1,859,071.69  | -----<br>-----   | -----<br>-----    | 262,744.32  | -----<br>-----                  |
|  | 2017-2021                 |     |     |      |  | 10,370,942.26   | -----<br>-----   | -----<br>-----    | 219,612.30  | -----<br>-----                  |

Footnotes at End of Chapter

Appropriations, Outlays, and Balances - Continued

| Appropriation or Fund Account<br><br>Title                                   | Account Symbol            |     |     |             | Balances,<br>Beginning of<br>Fiscal Year | Appropriations<br>and Other<br>Obligational<br>Authority <sup>1</sup> | Transfers<br>Borrowings<br>and<br>Investment<br>(Net) <sup>2</sup> | Outlays<br>(Net)               | Balances<br>Withdrawn<br>and Other<br>Transactions <sup>3</sup> | Balances, End<br>of Fiscal Year |
|--|---------------------------|-----|-----|-------------|--|---|--|--------------------------------|---|---------------------------------|
|  | Period of<br>Availability | ATA | AID | MAIN<br>SUB |  |   |  |                                |   |                                 |
| Other Procurement, Navy<br>Fund Resources:<br>Undisbursed Funds              | Subtotal                  |     | 017 | 1612<br>000 | 6,327,171,621.87                         | 5,857,776,000.00  | -----  | 4,202,268,796.75               | -----   | 7,982,678,825.12                |
|  | 2023-2025                 |     | 017 | 1810<br>000 | -----                                    | 12,136,420,000.00   | -----  | 2,629,947,166.28               | -----   | 9,506,472,833.72                |
|  | 2022-2024                 |     |     |             | 8,885,782,301.04                         | -----   | 13,828,000.00  | 4,720,089,553.62               | -----   | 4,179,520,747.42                |
|  | 2021-2023                 |     |     |             | 3,958,258,265.95                         | -----   | -----  | 2,211,486,387.69               | -----   | 1,746,771,878.26                |
|  | 2020-2022                 |     |     |             | 1,630,939,772.38                         | -----   | -----  | 818,326,353.61                 | -----   | 812,613,418.77                  |
|  | 2019-2021                 |     |     |             | 929,442,989.31                           | -----   | -----  | 328,748,599.15                 | -----   | 600,694,390.16                  |
|  | 2018-2020                 |     |     |             | 490,908,264.92                           | -----   | -----  | 89,622,628.10                  | -----   | 401,285,636.82                  |
|  | 2017-2019                 |     |     |             | 190,830,443.47                           | -----   | -----  | 30,810,010.76                  | -----   | 160,020,432.71                  |
|  | 2016-2018                 |     |     |             | 178,654,819.96                           | -----   | -----  | 53,489,308.52                  | 125,165,511.44  | -----                           |
|  | No Year                   |     |     |             | 69,544,697.27                            | 38,643,851.00   | -13,901,885.00   | 34,713,074.41                  | <sup>12</sup> 4,109,154.00                                      | 55,464,434.86                   |
|  | Subtotal                  |     | 017 | 1810<br>000 | 16,334,361,554.30                        | 12,175,063,851.00   | -73,885.00   | 10,917,233,082.14              | 129,274,665.44  | 17,462,843,772.72               |
| Total, Procurement, Department of the Navy                                   |                           |     |     |             | 145,386,841,586.73                       | 74,096,647,747.00   | 420,334,092.00   | 60,382,532,420.41              | 766,649,475.26  | 158,754,641,530.06              |
| <b>Department of the Air Force</b>   |                           |     |     |             |  |   |  |                                |   |                                 |
| <b>General Fund Accounts</b>   |                           |     |     |             |  |   |  |                                |   |                                 |
| Aircraft Procurement, Air Force<br>Fund Resources:<br>Undisbursed Funds      | 2023-2025                 |     | 057 | 3010<br>000 | -----                                    | 22,055,687,912.00   | -----  | 2,319,906,886.64               | -----   | 19,735,781,025.36               |
|  | 2022-2024                 |     |     |             | 17,048,283,652.99                        | -205,568,000.00   | -12,449,000.00   | <sup>21</sup> 3,571,961,000.47 | -----   | 13,258,305,652.52               |
|  | 2023                      |     |     |             | -----                                    | 222,906,000.00  | -----  | 43,234,372.36                  | -----   | 179,671,627.64                  |
|  | 2021-2023                 |     |     |             | 12,015,279,649.05                        | -115,804,000.00   | -----  | <sup>22</sup> 5,185,953,695.95 | -----   | 6,713,521,953.10                |
|  | 2020-2022                 |     |     |             | 5,640,326,154.08                         | -----   | -----  | <sup>23</sup> 3,205,199,865.64 | -----   | 2,435,126,288.44                |
|  | 2019-2021                 |     |     |             | 2,819,990,119.08                         | -----   | -----  | 1,076,090,874.67               | -----   | 1,743,899,244.41                |
|  | 2018-2020                 |     |     |             | 1,740,734,738.39                         | -----   | -----  | <sup>24</sup> 542,946,214.45   | -----   | 1,197,788,523.94                |
|  | 2017-2019                 |     |     |             | 953,051,834.32                           | -----   | -----  | 172,759,429.29                 | -----   | 780,292,405.03                  |
|  | 2016-2018                 |     |     |             | 508,566,846.45                           | -----   | -----  | 115,377,660.90                 | 393,189,185.55  | -----                           |
|  | No Year                   |     |     |             | 2,675,126.96                             | -----   | -694,277.00  | -138,747.36                    | <sup>12</sup> 65,072.00   | 2,054,525.32                    |
|  | Subtotal                  |     | 057 | 3010<br>000 | 40,728,908,121.32                        | 21,957,221,912.00   | -13,143,277.00   | 16,233,291,253.01              | 393,254,257.55  | 46,046,441,245.76               |
| Procurement of Ammunition, Air Force<br>Fund Resources:<br>Undisbursed Funds | 2023-2025                 |     | 057 | 3011<br>000 | -----                                    | 838,984,049.00  | 1,016,000.00   | 17,152,578.12                  | -----   | 822,847,470.88                  |
|  | 2022-2024                 |     |     |             | 655,105,332.10                           | -----   | -----  | 136,814,462.40                 | -----   | 518,290,869.70                  |
|  | 2021-2023                 |     |     |             | 697,317,408.91                           | -----   | -----  | 263,569,049.33                 | -----   | 433,748,359.58                  |
|  | 2020-2022                 |     |     |             | 898,402,765.69                           | -----   | -----  | 443,581,657.52                 | -----   | 454,821,108.17                  |
|  | 2019-2021                 |     |     |             | 385,856,255.41                           | -----   | -----  | 163,565,162.99                 | -----   | 222,291,092.42                  |
|  | 2018-2020                 |     |     |             | 152,000,580.49                           | -----   | -----  | 32,997,240.98                  | -----   | 119,003,339.51                  |
|  | 2017-2019                 |     |     |             | 151,006,845.36                           | -----   | -----  | 55,187,745.93                  | -----   | 95,819,099.43                   |
|  | 2016-2018                 |     |     |             | 54,562,111.65                            | -----   | -----  | 12,080,897.49                  | 42,481,214.16   | -----                           |

Footnotes at End of Chapter

## Appropriations, Outlays, and Balances - Continued

| Appropriation or Fund Account<br><br>Title             | Account Symbol            |     |     |      | Balances,<br>Beginning of<br>Fiscal Year | Appropriations<br>and Other<br>Obligational<br>Authority <sup>1</sup> | Transfers<br>Borrowings<br>and<br>Investment<br>(Net) <sup>2</sup> | Outlays<br>(Net) | Balances<br>Withdrawn<br>and Other<br>Transactions <sup>3</sup> | Balances, End<br>of Fiscal Year |                            |
|--|---------------------------|-----|-----|------|--|---|--|------------------|---|---------------------------------|----------------------------|
|  | Period of<br>Availability | ATA | AID | MAIN |  |   |  |                  |   |                                 | SUB                        |
|  | Subtotal                  |     | 057 | 3011 | 000                                      | 2,994,251,299.61  | 838,984,049.00   | 1,016,000.00     | 1,124,948,794.76  | 42,481,214.16                   | 2,666,821,339.69           |
| Missile Procurement, Air Force<br>Fund Resources:      |                           |     |     |      |  |   |  |                  |   |                                 |                            |
| Undisbursed Funds                                      | 2023-2025                 |     | 057 | 3020 | 000                                      | -----   | 3,265,933,673.00   | 144,624,284.00   | 510,388,974.26  | -----                           | 2,900,168,982.74           |
|  | 2022-2024                 |     |     |      |  | 2,116,850,338.14  | -----  | 15,532,000.00    | <sup>26</sup> 753,514,645.82                                    | -----                           | 1,378,867,692.32           |
|  | 2023                      |     |     |      |  | -----   | 13,550,000.00  | -----            | -----   | -----                           | 13,550,000.00              |
|  | 2021-2023                 |     |     |      |  | 1,360,453,823.46  | -----  | 15,133,000.00    | <sup>26</sup> 478,717,484.90                                    | -----                           | 896,869,338.56             |
|  | 2020-2022                 |     |     |      |  | 985,317,637.48  | -----  | -----            | <sup>27</sup> 546,586,920.06                                    | -----                           | 438,730,717.42             |
|  | 2019-2021                 |     |     |      |  | 509,065,791.07  | -----  | -----            | 254,892,041.33  | -----                           | 254,173,749.74             |
|  | 2018-2020                 |     |     |      |  | 153,301,303.50  | -----  | -----            | 55,947,952.25   | -----                           | 97,353,351.25              |
|  | 2017-2019                 |     |     |      |  | 30,163,644.46   | -----  | -----            | 6,803,304.38  | -----                           | 23,360,340.08              |
|  | 2016-2018                 |     |     |      |  | 65,748,166.34   | -----  | -----            | 15,163,648.17   | 50,584,518.17                   | -----                      |
|  | No Year                   |     |     |      |  | 1,742,261.75  | -----  | -----            | -----   | -----                           | 1,742,261.75               |
|  | Subtotal                  |     | 057 | 3020 | 000                                      | 5,222,642,966.20  | 3,279,483,673.00   | 175,289,284.00   | 2,622,014,971.17  | 50,584,518.17                   | 6,004,816,433.86           |
| Missile Procurement, Air Force<br>Fund Resources:      |                           |     |     |      |  |   |  |                  |   |                                 |                            |
| Undisbursed Funds                                      | 1996-1998                 |     | 057 | 3020 | 001                                      | 836,600.00  | -----  | -----            | -----   | -----                           | <sup>28</sup> 836,600.00   |
|  | 1994-1996                 |     |     |      |  | 3,147,300.00  | -----  | -----            | -----   | -----                           | <sup>29</sup> 3,147,300.00 |
|  | 1993-1995                 |     |     |      |  | 103,302.00  | -----  | -----            | -----   | -----                           | <sup>30</sup> 103,302.00   |
|  | 1992-1994                 |     |     |      |  | 4,447,490.00  | -----  | -----            | -----   | -----                           | <sup>30</sup> 4,447,490.00 |
|  | 1991-1993                 |     |     |      |  | 618,299.00  | -----  | -----            | -----   | -----                           | <sup>30</sup> 618,299.00   |
|  | 1990-1992                 |     |     |      |  | 72,613.89   | -----  | -----            | -----   | -----                           | <sup>30</sup> 72,613.89    |
|  | Subtotal                  |     | 057 | 3020 | 001                                      | 9,225,604.89  | -----  | -----            | -----   | -----                           | 9,225,604.89               |
| Space Procurement, Air Force<br>Fund Resources:        |                           |     |     |      |  |   |  |                  |   |                                 |                            |
| Undisbursed Funds                                      | 2020-2022                 |     | 057 | 3021 | 000                                      | 593,449,040.83  | -----  | -----            | 273,022,236.26  | -----                           | 320,426,804.57             |
|  | 2019-2021                 |     |     |      |  | 292,329,501.02  | -----  | -----            | 127,779,380.93  | -----                           | 164,550,120.09             |
|  | 2018-2020                 |     |     |      |  | 362,442,614.22  | -----  | -----            | 141,274,236.52  | -----                           | 221,168,377.70             |
|  | 2017-2019                 |     |     |      |  | 88,104,652.14   | -----  | -----            | 16,092,358.43   | -----                           | 72,012,293.71              |
|  | 2016-2018                 |     |     |      |  | 80,560,767.89   | -----  | -----            | 33,001,380.07   | 47,559,387.82                   | -----                      |
|  | Subtotal                  |     | 057 | 3021 | 000                                      | 1,416,886,576.10  | -----  | -----            | 591,169,592.21  | 47,559,387.82                   | 778,157,596.07             |
| Procurement, Space Force, Air Force<br>Fund Resources: |                           |     |     |      |  |   |  |                  |   |                                 |                            |
| Undisbursed Funds                                      | 2023-2025                 |     | 057 | 3022 | 000                                      | -----   | 4,065,744,797.00   | -----            | 319,019,665.49  | -----                           | 3,746,725,131.51           |
|  | 2022-2024                 |     |     |      |  | 2,601,045,247.33  | -7,000,000.00  | -3,610,000.00    | 944,953,712.69  | -----                           | 1,645,481,534.64           |
|  | 2021-2023                 |     |     |      |  | 1,072,634,571.22  | -----  | -----            | 292,082,668.94  | -----                           | 780,551,902.28             |
|  | Subtotal                  |     | 057 | 3022 | 000                                      | 3,673,679,818.55  | 4,058,744,797.00   | -3,610,000.00    | 1,556,056,047.12  | -----                           | 6,172,758,568.43           |
| Other Procurement, Air Force<br>Fund Resources:        |                           |     |     |      |  |   |  |                  |   |                                 |                            |
| Undisbursed Funds                                      | 2023-2025                 |     | 057 | 3080 | 000                                      | -----   | 29,404,100,977.00  | -----            | <sup>31</sup> 20,825,422,089.13                                 | -----                           | 8,578,678,887.87           |

Footnotes at End of Chapter

Appropriations, Outlays, and Balances - Continued

| Appropriation or Fund Account<br><br>Title                               | Account Symbol            |     |     |      | Balances,<br>Beginning of<br>Fiscal Year | Appropriations<br>and Other<br>Obligational<br>Authority <sup>1</sup> | Transfers<br>Borrowings<br>and<br>Investment<br>(Net) <sup>2</sup> | Outlays<br>(Net)               | Balances<br>Withdrawn<br>and Other<br>Transactions <sup>3</sup> | Balances, End<br>of Fiscal Year |                   |
|--|---------------------------|-----|-----|------|--|---|--|--------------------------------|---|---------------------------------|-------------------|
|  | Period of<br>Availability | ATA | AID | MAIN |  |   |  |                                |   |                                 | SUB               |
|  | 2022-2024                 |     |     |      | 8,124,646,170.30                         | -9,100,000.00   | -3,032,000.00  | <sup>32</sup> 4,312,592,751.13 | -----   | 3,799,921,419.17                |                   |
|  | 2023                      |     |     |      | -----                                    | 8,512,690.00  | -----  | 4,836,738.72                   | -----   | 3,675,951.28                    |                   |
|  | 2021-2023                 |     |     |      | 2,479,383,097.53                         | -----   | -15,133,000.00   | <sup>33</sup> 1,737,904,268.91 | -----   | 726,345,828.62                  |                   |
|  | 2020-2022                 |     |     |      | 1,013,576,441.36                         | -----   | -----  | <sup>34</sup> 514,844,317.10   | -----   | 498,732,124.26                  |                   |
|  | 2019-2021                 |     |     |      | 648,987,661.61                           | -----   | -----  | 331,837,969.66                 | -----   | 317,149,691.95                  |                   |
|  | 2018-2020                 |     |     |      | 184,004,097.85                           | -----   | -----  | 75,375,918.31                  | -----   | 108,628,179.54                  |                   |
|  | 2017-2019                 |     |     |      | 145,375,987.43                           | -----   | -----  | 21,428,929.13                  | -----   | 123,947,058.30                  |                   |
|  | 2016-2018                 |     |     |      | 275,455,132.64                           | -----   | -----  | -74,995,434.87                 | 350,450,567.51  | -----                           |                   |
|  | No Year                   |     |     |      | 8,725,370.16                             | 5,495,000.00  | -3,335,800.00  | 1,562,921.16                   | <sup>12</sup> 735,180.00  | 8,586,469.00                    |                   |
|  | Subtotal                  |     | 057 | 3080 | 000                                      | 12,880,153,958.88   | 29,409,008,667.00  | -21,500,800.00                 | 27,750,810,468.38   | 351,185,747.51                  | 14,165,665,609.99 |
| Total, Procurement, Department of the Air Force                          |                           |     |     |      |  | 66,925,748,345.55   | 59,543,443,098.00  | 138,051,207.00                 | 49,878,291,126.65   | 885,065,125.21                  | 75,843,886,398.69 |
| <b>Defense Agencies</b>  |                           |     |     |      |  |   |  |                                |   |                                 |                   |
| <b>General Fund Accounts</b>   |                           |     |     |      |  |   |  |                                |   |                                 |                   |
| Procurement, Defense-Wide<br>Fund Resources:                             |                           |     |     |      |  |   |  |                                |   |                                 |                   |
| Undisbursed Funds  | 2023-2025                 |     | 097 | 0300 | 000                                      | -----   | 6,151,702,155.00   | 11,675,000.00                  | 926,617,061.57  | -----                           | 5,236,760,093.43  |
|  | 2021-2025                 |     |     |      |  | 28,776,007.42   | -----  | -----                          | 18,157,588.26   | -----                           | 10,618,419.16     |
|  | 2022-2024                 |     |     |      |  | 5,488,171,731.61  | -----  | -----                          | 2,123,645,574.70  | -----                           | 3,364,526,156.91  |
|  | 2023                      |     |     |      |  | -----   | 1.00   | -----                          | -----   | -----                           | 1.00              |
|  | 2021-2023                 |     |     |      |  | 3,379,324,077.06  | -----  | -----                          | 1,407,151,857.54  | -----                           | 1,972,172,219.52  |
|  | 2020-2022                 |     |     |      |  | 1,283,456,874.47  | -----  | -----                          | 662,877,929.67  | -----                           | 620,578,944.80    |
|  | 2019-2021                 |     |     |      |  | 699,574,387.54  | -----  | -----                          | 370,878,084.76  | -----                           | 328,696,302.78    |
|  | 2018-2020                 |     |     |      |  | 231,619,306.80  | -----  | -----                          | 61,757,713.06   | -----                           | 169,861,593.74    |
|  | 2017-2019                 |     |     |      |  | 138,117,336.48  | -----  | -----                          | 23,747,092.01   | -----                           | 114,370,244.47    |
|  | 2016-2018                 |     |     |      |  | 80,542,848.55   | -----  | -----                          | 6,224,691.19  | 74,318,157.36                   | -----             |
|  | No Year                   |     |     |      |  | 18,575,000.00   | -----  | -17,575,000.00                 | -----   | -----                           | 1,000,000.00      |
|  | Subtotal                  |     | 097 | 0300 | 000                                      | 11,348,157,569.93   | 6,151,702,156.00   | -5,900,000.00                  | 5,601,057,592.76  | 74,318,157.36                   | 11,818,583,975.81 |
| National Guard and Reserve Equipment Account, Defense<br>Fund Resources: |                           |     |     |      |  |   |  |                                |   |                                 |                   |
| Undisbursed Funds  | 2023-2025                 |     | 097 | 0350 | 000                                      | -----   | 1,000,000,000.00   | -----                          | 5,234,485.83  | -----                           | 994,765,514.17    |
|  | 2022-2024                 |     |     |      |  | 949,083,813.48  | -----  | -----                          | 190,464,330.06  | -----                           | 758,619,483.42    |
|  | 2021-2023                 |     |     |      |  | 779,203,098.95  | -----  | -----                          | 385,918,488.14  | -----                           | 393,284,610.81    |
|  | 2020-2022                 |     |     |      |  | 58,349.24   | -----  | -----                          | -1,465.43   | -----                           | 59,814.67         |
|  | 2019-2021                 |     |     |      |  | 263,358,599.54  | -----  | -----                          | 127,135,514.18  | -----                           | 136,223,085.36    |
|  | 2018-2020                 |     |     |      |  | 142,162,077.34  | -----  | -----                          | 49,992,986.31   | -----                           | 92,169,091.03     |
|  | 2017-2019                 |     |     |      |  | 44,990,528.39   | -----  | -----                          | 88,173.97   | -----                           | 44,902,354.42     |
|  | 2016-2018                 |     |     |      |  | 36,978,913.79   | -----  | -----                          | 2,402,119.79  | 34,576,794.00                   | -----             |
|  | Subtotal                  |     | 097 | 0350 | 000                                      | 2,215,835,380.73  | 1,000,000,000.00   | -----                          | 761,234,632.85  | 34,576,794.00                   | 2,420,023,953.88  |

Footnotes at End of Chapter

## Appropriations, Outlays, and Balances - Continued

| Appropriation or Fund Account<br><br>Title   | Account Symbol            |     |     |      | Balances,<br>Beginning of<br>Fiscal Year | Appropriations<br>and Other<br>Obligational<br>Authority <sup>1</sup> | Transfers<br>Borrowings<br>and<br>Investment<br>(Net) <sup>2</sup> | Outlays<br>(Net) | Balances<br>Withdrawn<br>and Other<br>Transactions <sup>3</sup> | Balances, End<br>of Fiscal Year |
|--|---------------------------|-----|-----|------|--|---|--|------------------|---|---------------------------------|
|  | Period of<br>Availability | ATA | AID | MAIN |  |   |  |                  |   |                                 |
| Defense Production Act Purchases, Defense<br>Fund Resources:<br>Undisbursed Funds          | 2023-2027                 |     | 097 | 0360 | 000                                      | -----<br>372,906,000.00   | -----<br>-----   | 4,445,642.30     | -----<br>-----  | 368,460,357.70                  |
|  | 2022-2024                 |     |     |      |  | 250,000,000.00  | -----<br>-----   | 5,218,349.96     | -----<br>-----  | 244,781,650.04                  |
|  | No Year                   |     |     |      |  | 1,308,306,191.67  | -----<br>-----   | 146,000,000.00   | -----<br>-----  | 1,186,066,035.36                |
|  | Subtotal                  |     | 097 | 0360 | 000                                      | 1,558,306,191.67  | 372,906,000.00   | 146,000,000.00   | 277,904,148.57  | 1,799,308,043.10                |
| Defense Production Act Program Account, Defense<br>Fund Resources:<br>Undisbursed Funds    | No Year                   |     | 097 | 0361 | 000                                      | 90,590,303.57   | -----<br>-----   | 4,031,787.19     | <sup>12</sup> 61,381,230.00                                     | 25,177,286.38                   |
| Chemical Agents and Munitions Destruction, Defense<br>Fund Resources:<br>Undisbursed Funds | 2023-2024                 |     | 097 | 0390 | 000                                      | -----<br>-----  | 1,005,614,000.00   | -----<br>-----   | 601,784,081.37  | -----<br>-----                  |
|  | 2023                      |     |     |      |  | -----<br>-----  | 54,204,000.00  | -----<br>-----   | 28,360,623.77   | -----<br>-----                  |
|  | 2022-2023                 |     |     |      |  | 363,756,809.98  | -----<br>-----   | 353,163,025.24   | -----<br>-----  | 10,593,784.74                   |
|  | 2022                      |     |     |      |  | 33,836,324.06   | -----<br>-----   | 28,928,831.21    | -----<br>-----  | 4,907,492.85                    |
|  | 2021-2022                 |     |     |      |  | 6,888,467.45  | -----<br>-----   | 5,619,338.45     | -----<br>-----  | 1,269,129.00                    |
|  | 2021                      |     |     |      |  | 3,697,364.94  | -----<br>-----   | 2,238,770.42     | -----<br>-----  | 1,458,594.52                    |
|  | 2020-2021                 |     |     |      |  | 5,606,824.92  | -----<br>-----   | 2,717,154.95     | -----<br>-----  | 2,889,669.97                    |
|  | 2019-2021                 |     |     |      |  | -----<br>-----  | -----<br>-----   | -68,550.46       | -----<br>-----  | 68,550.46                       |
|  | 2020                      |     |     |      |  | 2,050,275.70  | -----<br>-----   | 87,755.87        | -----<br>-----  | 1,962,519.83                    |
|  | 2019-2020                 |     |     |      |  | 27,060,176.65   | -----<br>-----   | 8,060.82         | -----<br>-----  | 27,052,115.83                   |
|  | 2018-2020                 |     |     |      |  | 41,648.81   | -----<br>-----   | -----<br>-----   | -----<br>-----  | 41,648.81                       |
|  | 2019                      |     |     |      |  | -21,368,495.72  | -----<br>-----   | 32,958.80        | -----<br>-----  | <sup>4</sup> -21,401,454.52     |
|  | 2018-2019                 |     |     |      |  | 6,808,688.79  | -----<br>-----   | 794,135.64       | -----<br>-----  | 6,014,553.15                    |
|  | 2018                      |     |     |      |  | 960,653.31  | -----<br>-----   | 18,340.33        | 942,312.98  | -----<br>-----                  |
|  | 2017-2018                 |     |     |      |  | 1,563,825.60  | -----<br>-----   | -2,336.86        | 1,566,162.46  | -----<br>-----                  |
|  | 2016-2018                 |     |     |      |  | 26,172.98   | -----<br>-----   | -----<br>-----   | 26,172.98   | -----<br>-----                  |
|  | No Year                   |     |     |      |  | 1,374,658.88  | -----<br>-----   | -----<br>-----   | -----<br>-----  | 1,374,658.88                    |
|  | Subtotal                  |     | 097 | 0390 | 000                                      | 432,303,396.35  | 1,059,818,000.00   | -----<br>-----   | 1,023,682,189.55  | 2,534,648.42                    |
| Joint Improvised-Threat Defeat Fund, Defense<br>Fund Resources:<br>Undisbursed Funds       | 2018-2020                 |     | 097 | 2093 | 000                                      | 167,950.67  | -----<br>-----   | -----<br>-----   | 3,457.42  | -----<br>-----                  |
|  | 2017-2019                 |     |     |      |  | 16,277,295.51   | -----<br>-----   | -----<br>-----   | -1,251,166.15   | -----<br>-----                  |
|  | Subtotal                  |     | 097 | 2093 | 000                                      | 16,445,246.18   | -----<br>-----   | -----<br>-----   | -1,247,708.73   | -----<br>-----                  |
| Total, Procurement, Defense Agencies   |                           |     |     |      |  | 15,661,638,088.43   | 8,584,426,156.00   | 140,100,000.00   | 7,666,662,642.19  | 172,810,829.78                  |
| Total, Procurement   |                           |     |     |      |  | 279,819,370,919.57  | 177,035,628,995.00   | 4,737,777,547.00 | 141,749,428,646.26  | 2,275,754,126.04                |
| <b>Research, Development, Test, and Evaluation<br/>Department of the Army</b>              |                           |     |     |      |  |   |  |                  |   |                                 |

Footnotes at End of Chapter

Appropriations, Outlays, and Balances - Continued

| Appropriation or Fund Account<br><br>Title                                    | Account Symbol            |     |     |             | Balances,<br>Beginning of<br>Fiscal Year | Appropriations<br>and Other<br>Obligational<br>Authority <sup>1</sup> | Transfers<br>Borrowings<br>and<br>Investment<br>(Net) <sup>2</sup> | Outlays<br>(Net) | Balances<br>Withdrawn<br>and Other<br>Transactions <sup>3</sup> | Balances, End<br>of Fiscal Year |                              |
|---|---------------------------|-----|-----|-------------|--|---|--|------------------|---|---------------------------------|------------------------------|
|   | Period of<br>Availability | ATA | AID | MAIN<br>SUB |  |   |  |                  |   |                                 |                              |
| <b>General Fund Accounts</b>  |                           |     |     |             |  |   |  |                  |   |                                 |                              |
| Research, Development, Test and Evaluation, Army<br>Fund Resources:           |                           |     |     |             |  |   |  |                  |   |                                 |                              |
| Undisbursed Funds   | 2023-2025                 |     | 021 | 2040        | 000                                      | -----   | -----  | -----            | -188,139.24   | -----                           | 188,139.24                   |
|   | 2023-2024                 |     |     |             |  | -----   | 17,043,594,685.00  | 14,950,969.00    | 4,295,154,065.50  | -----                           | 12,763,391,588.50            |
|   | 2022-2024                 |     |     |             |  | 2,034,821.58  | -----  | -----            | -413,604.00   | -----                           | 2,448,425.58                 |
|   | 2023                      |     |     |             |  | -----   | 17,600,350.00  | -----            | 3,295,852.28  | -----                           | 14,304,497.72                |
|   | 2022-2023                 |     |     |             |  | 9,730,937,250.65  | -26,700,000.00   | 8,950,000.00     | 6,163,199,969.60  | -----                           | 3,549,987,281.05             |
|   | 2021-2023                 |     |     |             |  | -331,176.04   | -----  | -----            | -2,440,956.67   | -----                           | 2,109,780.63                 |
|   | 2021-2022                 |     |     |             |  | 986,002,751.48  | -----  | -----            | 1,854,714,325.78  | -----                           | <sup>4</sup> -868,711,574.30 |
|   | 2020-2022                 |     |     |             |  | -2,423,024.88   | -----  | -----            | 17,434.37   | -----                           | <sup>4</sup> -2,440,459.25   |
|   | 2020-2021                 |     |     |             |  | 606,288,175.37  | -----  | -----            | 305,383,981.15  | -----                           | 300,904,194.22               |
|   | 2019-2021                 |     |     |             |  | -680,209.09   | -----  | -----            | -120,908.82   | -----                           | <sup>4</sup> -559,300.27     |
|   | 2019-2020                 |     |     |             |  | 358,906,847.78  | -----  | -----            | 114,042,080.87  | -----                           | 244,864,766.91               |
|   | 2018-2019                 |     |     |             |  | 320,255,113.86  | -----  | -----            | 76,105,548.62   | -----                           | 244,149,565.24               |
|   | 2017-2018                 |     |     |             |  | 218,186,115.21  | -----  | -----            | 4,417,691.54  | 213,768,423.67                  | -----                        |
|   | No Year                   |     |     |             |  | 42,782,193.94   | 21,730,000.00  | -1,175,508.00    | 17,224,367.97   | <sup>12</sup> 339,221.00        | 45,773,096.97                |
|   | Subtotal                  |     | 021 | 2040        | 000                                      | 12,261,958,859.86   | 17,056,225,035.00  | 22,725,461.00    | 12,830,391,708.95   | 214,107,644.67                  | 16,296,410,002.24            |
| Total, Research, Development, Test, and Evaluation, Department of the<br>Army |                           |     |     |             |  | 12,261,958,859.86   | 17,056,225,035.00  | 22,725,461.00    | 12,830,391,708.95   | 214,107,644.67                  | 16,296,410,002.24            |
| <b>Department of the Navy</b>   |                           |     |     |             |  |   |  |                  |   |                                 |                              |
| <b>General Fund Accounts</b>  |                           |     |     |             |  |   |  |                  |   |                                 |                              |
| Research, Development, Test, and Evaluation, Navy<br>Fund Resources:          |                           |     |     |             |  |   |  |                  |   |                                 |                              |
| Undisbursed Funds   | 2023-2025                 |     | 017 | 1319        | 000                                      | -----   | -----  | -----            | -4,800,155.30   | -----                           | 4,800,155.30                 |
|   | 2023-2024                 |     |     |             |  | -----   | 25,909,603,975.00  | 43,330,000.00    | 12,261,941,782.45   | -----                           | 13,690,992,192.55            |
|   | 2022-2024                 |     |     |             |  | 5,342,788.50  | -----  | -----            | -1,038,931.69   | -----                           | 6,381,720.19                 |
|   | 2023                      |     |     |             |  | -----   | 3,070,000.00   | -----            | 791,509.41  | -----                           | 2,278,490.59                 |
|   | 2022-2023                 |     |     |             |  | 11,713,294,844.14   | -----  | -20,571,000.00   | 8,617,925,654.36  | -----                           | 3,074,798,189.78             |
|   | 2021-2023                 |     |     |             |  | 4,351,671.96  | -----  | -----            | 2,411,344.92  | -----                           | 1,940,327.04                 |
|   | 2021-2022                 |     |     |             |  | 2,426,031,827.35  | -----  | -----            | 1,438,979,167.98  | -----                           | 987,052,659.37               |
|   | 2020-2022                 |     |     |             |  | 1,927,392.31  | -----  | -----            | 537,921.71  | -----                           | 1,389,470.60                 |
|   | 2020-2021                 |     |     |             |  | 1,080,317,358.58  | -----  | -----            | 348,729,606.70  | -----                           | 731,587,751.88               |
|   | 2019-2021                 |     |     |             |  | 351,196.01  | -----  | -----            | -625.12   | -----                           | 351,821.13                   |
|   | 2019-2020                 |     |     |             |  | 526,566,302.98  | -----  | -----            | 112,425,412.48  | -----                           | 414,140,890.50               |
|   | 2018-2019                 |     |     |             |  | 474,809,291.52  | -----  | -----            | 76,123,224.57   | -----                           | 398,686,066.95               |
|   | 2017-2018                 |     |     |             |  | 309,105,981.48  | -----  | -----            | 39,214,683.88   | 269,891,297.60                  | -----                        |
|   | No Year                   |     |     |             |  | 117,627,589.10  | 201,006,853.00   | -13,723,465.00   | 103,916,199.11  | <sup>12</sup> 256,419.00        | 200,738,358.99               |

Footnotes at End of Chapter



## Appropriations, Outlays, and Balances - Continued

| Appropriation or Fund Account<br><br>Title  | Account Symbol            |     |     |      | Balances,<br>Beginning of<br>Fiscal Year | Appropriations<br>and Other<br>Obligational<br>Authority <sup>1</sup> | Transfers<br>Borrowings<br>and<br>Investment<br>(Net) <sup>2</sup> | Outlays<br>(Net) | Balances<br>Withdrawn<br>and Other<br>Transactions <sup>3</sup> | Balances, End<br>of Fiscal Year |                         |
|---|---------------------------|-----|-----|------|--|---|--|------------------|---|---------------------------------|-------------------------|
|   | Period of<br>Availability | ATA | AID | MAIN |  |   |  |                  |   |                                 | SUB                     |
| Subtotal  |                           |     | 017 | 1319 | 000                                      | 16,659,726,243.93   | 26,113,680,828.00  | 9,035,535.00     | 22,997,156,795.46   | 270,147,716.60                  | 19,515,138,094.87       |
| Total, Research, Development, Test, and Evaluation, Department of the Navy          |                           |     |     |      |  | 16,659,726,243.93   | 26,113,680,828.00  | 9,035,535.00     | 22,997,156,795.46   | 270,147,716.60                  | 19,515,138,094.87       |
| <b>Department of the Air Force</b>  |                           |     |     |      |  |   |  |                  |   |                                 |                         |
| <b>General Fund Accounts</b>  |                           |     |     |      |  |   |  |                  |   |                                 |                         |
| Research, Development, Test, and Evaluation, Air Force Fund Resources:              |                           |     |     |      |  |   |  |                  |   |                                 |                         |
| Undisbursed Funds   | 2023-2024                 |     | 057 | 3600 | 000                                      | -----   | 44,915,581,661.00  | -----            | <sup>35</sup> 22,568,426,758.01                                 | -----                           | 22,347,154,902.99       |
|   | 2022-2024                 |     |     |      |  | 265,523.69  | -----  | -----            | 79,537.04   | -----                           | 185,986.65              |
|   | 2023                      |     |     |      |  | -----   | 23,656,850.00  | -----            | 2,880,450.90  | -----                           | 20,776,399.10           |
|   | 2022-2023                 |     |     |      |  | 21,160,035,839.19   | -117,727,000.00  | -51,000.00       | <sup>36</sup> 14,463,787,778.72                                 | -----                           | 6,578,470,060.47        |
|   | 2021-2023                 |     |     |      |  | 46,636.64   | -----  | -----            | 15,984.59   | -----                           | 30,652.05               |
|   | 2021-2022                 |     |     |      |  | 4,265,578,896.42  | -----  | -----            | <sup>37</sup> 2,630,864,068.45                                  | -----                           | 1,634,714,827.97        |
|   | 2020-2022                 |     |     |      |  | 183,934.24  | -----  | -----            | -----   | -----                           | 183,934.24              |
|   | 2020-2021                 |     |     |      |  | 1,881,039,292.31  | -----  | -----            | 868,887,443.26  | -----                           | 1,012,151,849.05        |
|   | 2019-2021                 |     |     |      |  | 276,495.22  | -----  | -----            | 400.00  | -----                           | 276,095.22              |
|   | 2019-2020                 |     |     |      |  | 1,434,146,668.26  | -----  | -----            | 516,702,067.79  | -----                           | 917,444,600.47          |
|   | 2018-2019                 |     |     |      |  | 582,051,964.62  | -----  | -----            | 113,283,114.42  | -----                           | 468,768,850.20          |
|   | 2017-2018                 |     |     |      |  | 379,908,478.38  | -----  | -----            | 30,280,573.45   | 349,627,904.93                  | -----                   |
|   | No Year                   |     |     |      |  | 89,936,688.50   | 75,702,155.00  | -1,900,670.00    | 46,986,059.49   | <sup>12</sup> 676,566.00        | 116,075,548.01          |
|   | Subtotal                  |     | 057 | 3600 | 000                                      | 29,793,470,417.47   | 44,897,213,666.00  | -1,951,670.00    | 41,242,194,236.12   | 350,304,470.93                  | 33,096,233,706.42       |
| Research, Development, Test, and Evaluation, Space Force, Air Force Fund Resources: |                           |     |     |      |  |   |  |                  |   |                                 |                         |
| Undisbursed Funds   | 2023-2024                 |     | 057 | 3620 | 000                                      | -----   | 16,965,676,429.00  | -----            | 8,425,601,280.38  | -----                           | 8,540,075,148.62        |
|   | 2023                      |     |     |      |  | -----   | 30,560,000.00  | -----            | 12,744,883.35   | -----                           | 17,815,116.65           |
|   | 2022-2023                 |     |     |      |  | 6,019,676,838.67  | -113,400,000.00  | 3,610,000.00     | 4,577,235,428.91  | -----                           | 1,332,651,409.76        |
|   | 2021-2022                 |     |     |      |  | 1,375,312,131.28  | -----  | -----            | 804,626,308.49  | -----                           | 570,685,822.79          |
|   | Subtotal                  |     | 057 | 3620 | 000                                      | 7,394,988,969.95  | 16,882,836,429.00  | 3,610,000.00     | 13,820,207,901.13   | -----                           | 10,461,227,497.82       |
| Total, Research, Development, Test, and Evaluation, Department of the Air Force     |                           |     |     |      |  | 37,188,459,387.42   | 61,780,050,095.00  | 1,658,330.00     | 55,062,402,137.25   | 350,304,470.93                  | 43,557,461,204.24       |
| <b>Defense Agencies</b>   |                           |     |     |      |  |   |  |                  |   |                                 |                         |
| <b>General Fund Accounts</b>  |                           |     |     |      |  |   |  |                  |   |                                 |                         |
| Research, Development, Test, and Evaluation, Defense Agencies Fund Resources:       |                           |     |     |      |  |   |  |                  |   |                                 |                         |
| Undisbursed Funds   | 2023-2025                 |     | 097 | 0400 | 000                                      | -----   | -----  | -----            | -230,783.12   | -----                           | 230,783.12              |
|   | 2023-2024                 |     |     |      |  | -----   | 35,122,068,290.00  | -----            | 13,090,630,876.75   | -----                           | 22,031,437,413.25       |
|   | 2022-2024                 |     |     |      |  | 157,719.02  | -----  | -----            | 97,678.39   | -----                           | 60,040.63               |
|   | 2022-2023                 |     |     |      |  | 18,421,160,327.84   | -----  | 8,000,000.00     | 13,177,542,086.20   | -----                           | 5,251,618,241.64        |
|   | 2021-2023                 |     |     |      |  | -16,780.25  | -----  | -----            | 52,284.58   | -----                           | <sup>4</sup> -69,064.83 |

Footnotes at End of Chapter

Appropriations, Outlays, and Balances - Continued

| Appropriation or Fund Account<br><br>Title                               | Account Symbol            |     |     |             | Balances,<br>Beginning of<br>Fiscal Year | Appropriations<br>and Other<br>Obligational<br>Authority <sup>1</sup> | Transfers<br>Borrowings<br>and<br>Investment<br>(Net) <sup>2</sup> | Outlays<br>(Net)  | Balances<br>Withdrawn<br>and Other<br>Transactions <sup>3</sup> | Balances, End<br>of Fiscal Year |                |
|--|---------------------------|-----|-----|-------------|--|---|--|-------------------|---|---------------------------------|----------------|
|  | Period of<br>Availability | ATA | AID | MAIN<br>SUB |  |   |  |                   |   |                                 |                |
|  | 2021-2022                 |     |     |             | 4,716,793,431.80                         | -----   | -----  | 3,182,519,260.00  | -----   | 1,534,274,171.80                |                |
|  | 2020-2022                 |     |     |             | -1,531.26                                | -----   | -----  | -186,514.57       | -----   | 184,983.31                      |                |
|  | 2020-2021                 |     |     |             | 1,655,897,547.65                         | -----   | -----  | 805,544,794.35    | -----   | 850,352,753.30                  |                |
|  | 2019-2021                 |     |     |             | 1,008.58                                 | -----   | -----  | 5,273.17          | -----   | <sup>4</sup> -4,264.59          |                |
|  | 2019-2020                 |     |     |             | 729,897,923.45                           | -----   | -----  | 194,927,848.95    | -----   | 534,970,074.50                  |                |
|  | 2018-2019                 |     |     |             | 571,918,871.85                           | -----   | -----  | 98,743,018.30     | -----   | 473,175,853.55                  |                |
|  | 2017-2018                 |     |     |             | 472,173,837.02                           | -----   | -----  | 69,837,751.55     | 402,336,085.47  | -----                           |                |
|  | 2016-2018                 |     |     |             | 35,805.92                                | -----   | -----  | -----             | 35,805.92   | -----                           |                |
|  | No Year                   |     |     |             | 181,501,645.29                           | 62,644,238.00   | -12,160,000.00   | 78,288,475.22     | <sup>12</sup> 4,116,020.00                                      | 149,581,388.07                  |                |
|  | Subtotal                  |     | 097 | 0400        | 26,749,519,806.91                        | 35,184,712,528.00   | -4,160,000.00  | 30,697,772,049.77 | 406,487,911.39  | 30,825,812,373.75               |                |
| Department of Defense Rapid Prototyping Fund, Defense<br>Fund Resources: |                           |     |     |             |  |   |  |                   |   |                                 |                |
| Undisbursed Funds  | 2019-2023                 |     | 097 | 0402        | 000                                      | 762,086.02  | -----  | 762,086.02        | -----   | -----                           |                |
|  | 2015-2023                 |     |     |             |  | 18,350.95   | -----  | 18,350.95         | -----   | -----                           |                |
|  | 2018-2022                 |     |     |             |  | 1,253,586.14  | -----  | 694,037.62        | -----   | 559,548.52                      |                |
|  | 2013-2022                 |     |     |             |  | 305,100.92  | -----  | 305,100.92        | -----   | -----                           |                |
|  | 2019-2021                 |     |     |             |  | 19,687,866.66   | -----  | 16,105,990.92     | -----   | 3,581,875.74                    |                |
|  | 2017-2021                 |     |     |             |  | 21,749.77   | -----  | 21,749.77         | -----   | -----                           |                |
|  | 2014-2021                 |     |     |             |  | 492,057.36  | -----  | 241,664.09        | -----   | 250,393.27                      |                |
|  | 2019-2020                 |     |     |             |  | 1,683,531.21  | -----  | 1,542,825.19      | -----   | 140,706.02                      |                |
|  | 2018-2020                 |     |     |             |  | 7,778,615.93  | -----  | 6,656,855.71      | -----   | 1,121,760.22                    |                |
|  | 2016-2020                 |     |     |             |  | 168.00  | -----  | -93.14            | -----   | 261.14                          |                |
|  | 2012-2020                 |     |     |             |  | 3,159,232.97  | -----  | -----             | -----   | 3,159,232.97                    |                |
|  | 2011-2020                 |     |     |             |  | 1,929,849.36  | -----  | 673,351.22        | -----   | 1,256,498.14                    |                |
|  | 2009-2020                 |     |     |             |  | 1,568,853.47  | -----  | 757,417.14        | -----   | 811,436.33                      |                |
|  | 2018-2019                 |     |     |             |  | 41,830.09   | -----  | 30,055.59         | -----   | 11,774.50                       |                |
|  | 2017-2019                 |     |     |             |  | -2,589,842.93   | -----  | -2,676,579.37     | -----   | 86,736.44                       |                |
|  | Subtotal                  |     | 097 | 0402        | 000                                      | 36,113,035.92   | -----  | 25,132,812.63     | -----   | 10,980,223.29                   |                |
| Operational Test and Evaluation, Defense<br>Fund Resources:              |                           |     |     |             |  |   |  |                   |   |                                 |                |
| Undisbursed Funds  | 2023-2024                 |     | 097 | 0460        | 000                                      | -----   | 446,122,026.00   | -----             | 164,372,541.40  | -----                           | 281,749,484.60 |
|  | 2022-2023                 |     |     |             |  | 181,171,248.40  | -----  | 140,483,696.20    | -----   | 40,687,552.20                   |                |
|  | 2021-2022                 |     |     |             |  | 31,667,856.06   | -----  | 23,286,043.55     | -----   | 8,381,812.51                    |                |
|  | 2020-2021                 |     |     |             |  | 5,157,101.05  | -----  | 590,318.70        | -----   | 4,566,782.35                    |                |
|  | 2019-2020                 |     |     |             |  | 17,741,024.57   | -----  | 12,001,002.77     | -----   | 5,740,021.80                    |                |
|  | 2018-2019                 |     |     |             |  | 2,372,228.68  | -----  | 171,514.48        | -----   | 2,200,714.20                    |                |
|  | 2017-2018                 |     |     |             |  | 2,247,003.05  | -----  | 105,039.22        | 2,141,963.83  | -----                           |                |
|  | Subtotal                  |     | 097 | 0460        | 000                                      | 240,356,461.81  | 446,122,026.00   | 341,010,156.32    | 2,141,963.83  | 343,326,367.66                  |                |

Footnotes at End of Chapter

## Appropriations, Outlays, and Balances - Continued

| Appropriation or Fund Account<br><br>Title  | Account Symbol            |     |     |      | Balances,<br>Beginning of<br>Fiscal Year | Appropriations<br>and Other<br>Obligational<br>Authority <sup>1</sup> | Transfers<br>Borrowings<br>and<br>Investment<br>(Net) <sup>2</sup> | Outlays<br>(Net) | Balances<br>Withdrawn<br>and Other<br>Transactions <sup>3</sup> | Balances, End<br>of Fiscal Year |                         |
|---|---------------------------|-----|-----|------|--|---|--|------------------|---|---------------------------------|-------------------------|
|   | Period of<br>Availability | ATA | AID | MAIN |  |   |  |                  |   |                                 | SUB                     |
| <b>Special Fund Accounts</b>  |                           |     |     |      |  |   |  |                  |   |                                 |                         |
| Contributions for Renewable Energy Impact Assessments and Mitigation,<br>Defense<br>Fund Resources: |                           |     |     |      |  |   |  |                  |   |                                 |                         |
| Undisbursed Funds   | No Year                   |     | 097 | 5753 | 000                                      | 2,861,659.29  | 205,000.00   | -----            | 125,138.82  | -----                           | 2,941,520.47            |
| Total, Research, Development, Test, and Evaluation, Defense Agencies                                |                           |     |     |      |  | 27,028,850,963.93   | 35,631,039,554.00  | -4,160,000.00    | 31,064,040,157.54   | 408,629,875.22                  | 31,183,060,485.17       |
| Total, Research, Development, Test, and Evaluation  |                           |     |     |      |  | 93,138,995,455.14   | 140,580,995,512.00   | 29,259,326.00    | 121,953,990,799.20  | 1,243,189,707.42                | 110,552,069,786.52      |
| <b>Military Construction</b>  |                           |     |     |      |  |   |  |                  |   |                                 |                         |
| <b>Department of the Army</b>   |                           |     |     |      |  |   |  |                  |   |                                 |                         |
| <b>General Fund Accounts</b>  |                           |     |     |      |  |   |  |                  |   |                                 |                         |
| Military Construction, Army<br>Fund Resources:  |                           |     |     |      |  |   |  |                  |   |                                 |                         |
| Undisbursed Funds   |                           |     |     |      |  |   |  |                  |   |                                 |                         |
|   | 2023-2027                 |     | 021 | 2050 | 000                                      | -----   | 2,008,915,000.00   | 519,000.00       | 27,850,958.71   | -----                           | 1,981,583,041.29        |
|   | 2022-2026                 |     |     |      |  | 1,827,068,738.24  | -----  | -----            | 215,935,538.14  | -----                           | 1,611,133,200.10        |
|   | 2021-2025                 |     |     |      |  | 685,731,291.07  | -----  | 5,000,000.00     | 229,130,334.77  | -----                           | 461,600,956.30          |
|   | 2020-2024                 |     |     |      |  | 623,917,475.60  | -----  | -----            | 203,843,944.00  | -----                           | 420,073,531.60          |
|   | 2021-2023                 |     |     |      |  | 44,144,056.69   | -----  | -----            | 5,025,584.65  | -----                           | 39,118,472.04           |
|   | 2019-2023                 |     |     |      |  | 576,326,360.38  | -----  | -----            | 170,395,791.17  | -----                           | 405,930,569.21          |
|   | 2018-2022                 |     |     |      |  | 273,571,900.93  | -----  | -----            | 96,899,154.32   | -----                           | 176,672,746.61          |
|   | 2017-2021                 |     |     |      |  | 71,755,137.01   | -----  | -----            | 24,449,635.36   | -----                           | 47,305,501.65           |
|   | 2016-2020                 |     |     |      |  | 99,302,448.92   | -----  | -5,000,000.00    | 33,006,682.54   | -----                           | 61,295,766.38           |
|   | 2015-2019                 |     |     |      |  | 20,389,192.57   | -----  | -----            | 1,394,572.84  | -----                           | 18,994,619.73           |
|   | 2014-2018                 |     |     |      |  | 17,673,517.16   | -----  | -519,000.00      | 8,584,539.70  | 8,569,977.46                    | -----                   |
|   | No Year                   |     |     |      |  | 3,586,438.53  | -----  | -----            | 3,637,500.23  | -----                           | <sup>4</sup> -51,061.70 |
| Transfer To:  |                           |     |     |      |  |   |  |                  |   |                                 |                         |
| Military Construction, Army   | No Year                   | 069 | 021 | 2050 | 000                                      | 20,000,000.00   | -----  | -----            | -----   | -----                           | 20,000,000.00           |
| Subtotal  |                           |     | 021 | 2050 | 000                                      | 4,263,466,557.10  | 2,008,915,000.00   | -----            | 1,020,154,236.43  | 8,569,977.46                    | 5,243,657,343.21        |
| Military Construction, Army National Guard<br>Fund Resources:                                       |                           |     |     |      |  |   |  |                  |   |                                 |                         |
| Undisbursed Funds   |                           |     |     |      |  |   |  |                  |   |                                 |                         |
|   | 2023-2027                 |     | 021 | 2085 | 000                                      | -----   | 598,661,000.00   | -----            | 4,435,443.80  | -----                           | 594,225,556.20          |
|   | 2022-2026                 |     |     |      |  | 417,590,240.52  | -----  | -----            | 44,323,753.58   | -----                           | 373,266,486.94          |
|   | 2021-2025                 |     |     |      |  | 377,056,349.67  | -----  | -----            | 89,982,762.97   | -----                           | 287,073,586.70          |
|   | 2022-2024                 |     |     |      |  | 86,536,000.00   | -----  | -----            | 5,652,736.47  | -----                           | 80,883,263.53           |
|   | 2020-2024                 |     |     |      |  | 250,531,952.68  | -----  | -----            | 86,687,763.28   | -----                           | 163,844,189.40          |
|   | 2019-2023                 |     |     |      |  | 85,554,848.39   | -----  | -----            | 14,562,070.35   | -----                           | 70,992,778.04           |
|   | 2018-2022                 |     |     |      |  | 519,394,055.95  | -----  | -----            | 33,768,469.14   | -----                           | 485,625,586.81          |
|   | 2017-2021                 |     |     |      |  | 21,535,610.61   | -----  | -----            | 12,504,835.31   | -----                           | 9,030,775.30            |
|   | 2016-2020                 |     |     |      |  | 17,541,574.06   | -----  | -----            | 3,115,267.07  | -----                           | 14,426,306.99           |
|   | 2015-2019                 |     |     |      |  | 4,919,029.73  | -----  | -----            | 7,030.21  | -----                           | 4,911,999.52            |

Footnotes at End of Chapter

Appropriations, Outlays, and Balances - Continued

| Appropriation or Fund Account<br><br>Title             | Account Symbol            |     |     |             | Balances,<br>Beginning of<br>Fiscal Year | Appropriations<br>and Other<br>Obligational<br>Authority <sup>1</sup> | Transfers<br>Borrowings<br>and<br>Investment<br>(Net) <sup>2</sup> | Outlays<br>(Net) | Balances<br>Withdrawn<br>and Other<br>Transactions <sup>3</sup> | Balances, End<br>of Fiscal Year |
|--|---------------------------|-----|-----|-------------|--|---|--|------------------|---|---------------------------------|
|  | Period of<br>Availability | ATA | AID | MAIN<br>SUB |  |   |  |                  |   |                                 |
|  | 2014-2018                 |     |     |             | 13,582,909.79                            | -----   | -----  | 3,031,774.64     | 10,551,135.15   | -----                           |
|  | Subtotal                  |     | 021 | 2085        | 000                                      | 1,794,242,571.40  | -----  | 298,071,906.82   | 10,551,135.15   | 2,084,280,529.43                |
| Military Construction, Army Reserve<br>Fund Resources: |                           |     |     |             |  |   |  |                  |   |                                 |
| Undisbursed Funds                                      | 2023-2027                 |     | 021 | 2086        | 000                                      | -----   | 276,478,000.00   | -----            | 7,971,571.60  | -----                           |
|  | 2022-2026                 |     |     |             | 135,021,690.00                           | -----   | -----  | 18,568,887.26    | -----   | 116,452,802.74                  |
|  | 2021-2025                 |     |     |             | 74,412,817.15                            | -----   | -----  | 14,907,012.47    | -----   | 59,505,804.68                   |
|  | 2020-2024                 |     |     |             | 9,879,822.53                             | -----   | -----  | 4,038,870.77     | -----   | 5,840,951.76                    |
|  | 2019-2023                 |     |     |             | 7,676,741.89                             | -----   | -----  | 5,138,683.67     | -----   | 2,538,058.22                    |
|  | 2018-2022                 |     |     |             | 19,496,287.37                            | -----   | -----  | 7,264,972.13     | -----   | 12,231,315.24                   |
|  | 2017-2021                 |     |     |             | 1,137,558.01                             | -----   | -----  | 310,235.23       | -----   | 827,322.78                      |
|  | 2016-2020                 |     |     |             | 3,777,236.56                             | -----   | -----  | 1,456,939.82     | -----   | 2,320,296.74                    |
|  | 2015-2019                 |     |     |             | 349,762.13                               | -----   | -----  | 106,250.89       | -----   | 243,511.24                      |
|  | 2015-2018                 |     |     |             | 460,484.61                               | -----   | -----  | 459,837.68       | 646.93  | -----                           |
|  | 2014-2018                 |     |     |             | 243,098.67                               | -----   | -----  | 72,288.75        | 170,809.92  | -----                           |
|  | Subtotal                  |     | 021 | 2086        | 000                                      | 252,455,498.92  | 276,478,000.00   | -----            | 60,295,550.27   | 171,456.85                      |
| <b>Special Fund Accounts</b>                           |                           |     |     |             |  |   |  |                  |   |                                 |
| Natick Land Conveyance, Army<br>Fund Resources:        |                           |     |     |             |  |   |  |                  |   |                                 |
| Undisbursed Funds                                      | No Year                   |     | 021 | 5756        | 000                                      | -----   | -----  | -----            | -9,540,000.00   | -----                           |
| Total, Military Construction, Department of the Army   |                           |     |     |             |  | 6,310,164,627.42  | 2,884,054,000.00   | -----            | 1,368,981,693.52  | 19,292,569.46                   |
| <b>Department of the Navy</b>                          |                           |     |     |             |  |   |  |                  |   |                                 |
| <b>General Fund Accounts</b>                           |                           |     |     |             |  |   |  |                  |   |                                 |
| Military Construction, Navy<br>Fund Resources:         |                           |     |     |             |  |   |  |                  |   |                                 |
| Undisbursed Funds                                      | 2023-2027                 |     | 017 | 1205        | 000                                      | -----   | 5,356,120,000.00   | -----            | 205,878,398.64  | -----                           |
|  | 2022-2026                 |     |     |             | 4,007,983,035.02                         | -----   | -----  | 833,678,884.20   | -----   | 3,174,304,150.82                |
|  | 2023-2025                 |     |     |             | -----                                    | 41,040,000.00   | -----  | -----            | -----   | 41,040,000.00                   |
|  | 2021-2025                 |     |     |             | 1,213,184,004.02                         | -----   | -----  | 361,922,123.52   | -----   | 851,261,880.50                  |
|  | 2020-2024                 |     |     |             | 3,626,904,193.70                         | -----   | -----  | 1,450,581,014.83 | -----   | 2,176,323,178.87                |
|  | 2021-2023                 |     |     |             | 29,369,597.71                            | -----   | -----  | 567,404.88       | -----   | 28,802,192.83                   |
|  | 2019-2023                 |     |     |             | 1,342,996,651.80                         | -----   | -355,000.00  | 316,338,925.42   | -----   | 1,026,302,726.38                |
|  | 2018-2022                 |     |     |             | 785,479,519.06                           | -----   | -----  | 394,175,594.01   | -----   | 391,303,925.05                  |
|  | 2017-2021                 |     |     |             | 158,589,533.84                           | -----   | -355,000.00  | 44,345,159.47    | -----   | 113,889,374.37                  |
|  | 2016-2020                 |     |     |             | 151,338,319.82                           | -----   | 600,000.00   | 32,020,342.69    | -----   | 119,917,977.13                  |
|  | 2015-2019                 |     |     |             | 58,279,405.62                            | -----   | 110,000.00   | 25,576,010.32    | -----   | 32,813,395.30                   |
|  | 2015-2018                 |     |     |             | 2,573,626.25                             | -----   | -----  | 2,475,553.35     | 98,072.90   | -----                           |
|  | 2014-2018                 |     |     |             | 42,576,768.08                            | -----   | -----  | 16,668,178.99    | 25,908,589.09   | -----                           |
|  | No Year                   |     |     |             | 545,543.18                               | -----   | -----  | -----            | -----   | 545,543.18                      |

Footnotes at End of Chapter

## Appropriations, Outlays, and Balances - Continued

| Appropriation or Fund Account<br><br>Title                                   | Account Symbol            |     |     |      |     | Balances,<br>Beginning of<br>Fiscal Year | Appropriations<br>and Other<br>Obligational<br>Authority <sup>1</sup> | Transfers<br>Borrowings<br>and<br>Investment<br>(Net) <sup>2</sup> | Outlays<br>(Net) | Balances<br>Withdrawn<br>and Other<br>Transactions <sup>3</sup> | Balances, End<br>of Fiscal Year |
|--|---------------------------|-----|-----|------|-----|--|---|--|------------------|---|---------------------------------|
|  | Period of<br>Availability | ATA | AID | MAIN | SUB |  |   |  |                  |   |                                 |
| Transfer To:<br>Transportation   | 2021-2025                 | 069 | 017 | 1205 | 005 | 110,940,000.00                           | -----   | -----  | -----            | -----   | 110,940,000.00                  |
|  | 2020-2024                 |     |     |      |     | 6,839,262.42                             | -----   | -----  | 3,349,566.25     | -----   | 3,489,696.17                    |
|  | Subtotal                  |     | 017 | 1205 | 000 | 11,537,599,460.52                        | 5,397,160,000.00  | -----  | 3,687,577,156.57 | 26,006,661.99   | 13,221,175,641.96               |
| Military Construction, Naval Reserve<br>Fund Resources:<br>Undisbursed Funds | 2023-2027                 |     | 017 | 1235 | 000 | -----                                    | 159,301,000.00  | -----  | -----            | -----   | 159,301,000.00                  |
|  | 2022-2026                 |     |     |      |     | 71,752,170.81                            | -----   | -----  | 3,708,463.45     | -----   | 68,043,707.36                   |
|  | 2021-2025                 |     |     |      |     | 66,609,186.61                            | -----   | -----  | 24,668,254.79    | -----   | 41,940,931.82                   |
|  | 2020-2024                 |     |     |      |     | 41,443,889.22                            | -----   | -----  | 13,841,415.89    | -----   | 27,602,473.33                   |
|  | 2019-2023                 |     |     |      |     | 14,980,051.98                            | -----   | -----  | 285,318.38       | -----   | 14,694,733.60                   |
|  | 2018-2022                 |     |     |      |     | 15,246,199.25                            | -----   | -----  | 3,844,013.20     | -----   | 11,402,186.05                   |
|  | 2017-2021                 |     |     |      |     | 11,741,746.24                            | -----   | -----  | 3,173,504.91     | -----   | 8,568,241.33                    |
|  | 2016-2020                 |     |     |      |     | 3,970,931.56                             | -----   | -----  | -9,311.35        | -----   | 3,980,242.91                    |
|  | 2015-2019                 |     |     |      |     | 7,842,384.69                             | -----   | -----  | -----            | -----   | 7,842,384.69                    |
|  | 2014-2018                 |     |     |      |     | 274,612.00                               | -----   | -----  | -----            | 274,612.00  | -----                           |
|  | Subtotal                  |     | 017 | 1235 | 000 | 233,861,172.36                           | 159,301,000.00  | -----  | 49,511,659.27    | 274,612.00  | 343,375,901.09                  |
| <b>Special Fund Accounts</b>   |                           |     |     |      |     |  |   |  |                  |   |                                 |
| Ford Island Improvement Account<br>Fund Resources:<br>Undisbursed Funds      | No Year                   |     | 017 | 5562 | 000 | 100,000.00                               | -----   | -----  | -----            | -----   | 100,000.00                      |
| Total, Military Construction, Department of the Navy                         |                           |     |     |      |     | 11,771,560,632.88                        | 5,556,461,000.00  | -----  | 3,737,088,815.84 | 26,281,273.99   | 13,564,651,543.05               |
| <b>Department of the Air Force</b>   |                           |     |     |      |     |  |   |  |                  |   |                                 |
| <b>General Fund Accounts</b>   |                           |     |     |      |     |  |   |  |                  |   |                                 |
| Military Construction, Air Force<br>Fund Resources:<br>Undisbursed Funds     | 2023-2027                 |     | 057 | 3300 | 000 | -----                                    | 3,991,046,000.00  | 1,826,000.00   | 135,970,744.90   | -----   | 3,856,901,255.10                |
|  | 2022-2026                 |     |     |      |     | 2,700,721,132.74                         | -----   | -----  | 374,086,803.90   | -----   | 2,326,634,328.84                |
|  | 2021-2025                 |     |     |      |     | 755,313,597.82                           | -----   | -----  | 182,166,709.35   | -----   | 573,146,888.47                  |
|  | 2020-2024                 |     |     |      |     | 4,143,678,696.13                         | -----   | -9,000,000.00  | 909,045,613.76   | -----   | 3,225,633,082.37                |
|  | 2021-2023                 |     |     |      |     | 75,450,000.00                            | -----   | -----  | 18,624,380.91    | -----   | 56,825,619.09                   |
|  | 2019-2023                 |     |     |      |     | 1,786,766,834.81                         | -----   | -----  | 314,874,692.94   | -----   | 1,471,892,141.87                |
|  | 2018-2022                 |     |     |      |     | 534,699,995.51                           | -----   | -----  | 182,177,698.33   | -----   | 352,522,297.18                  |
|  | 2017-2021                 |     |     |      |     | 428,739,751.09                           | -----   | -----  | 129,328,208.41   | -----   | 299,411,542.68                  |
|  | 2016-2020                 |     |     |      |     | 286,462,747.89                           | -----   | -----  | 97,849,620.16    | -----   | 188,613,127.73                  |
|  | 2015-2019                 |     |     |      |     | 118,174,058.51                           | -----   | -----  | 20,867,934.25    | -----   | 97,306,124.26                   |
|  | 2015-2018                 |     |     |      |     | 886,097.47                               | -----   | -----  | -----            | 886,097.47  | -----                           |
|  | 2014-2018                 |     |     |      |     | 3,639,671.02                             | -----   | -1,826,000.00  | 656,393.22       | 1,157,277.80  | -----                           |
| Transfer To:   |                           |     |     |      |     |  |   |  |                  |   |                                 |

Footnotes at End of Chapter

Appropriations, Outlays, and Balances - Continued

| Appropriation or Fund Account<br><br>Title                              | Account Symbol            |     |     |      |     | Balances,<br>Beginning of<br>Fiscal Year | Appropriations<br>and Other<br>Obligational<br>Authority <sup>1</sup> | Transfers<br>Borrowings<br>and<br>Investment<br>(Net) <sup>2</sup> | Outlays<br>(Net) | Balances<br>Withdrawn<br>and Other<br>Transactions <sup>3</sup> | Balances, End<br>of Fiscal Year |
|---|---------------------------|-----|-----|------|-----|--|---|--|------------------|---|---------------------------------|
|   | Period of<br>Availability | ATA | AID | MAIN | SUB |  |   |  |                  |   |                                 |
| Federal Highway Administration, Transportation                          | 2021-2025                 | 069 | 057 | 3300 | 005 | 541,410.30                               | -----   | -----  | 361,496.31       | -----   | 179,913.99                      |
| Subtotal  |                           |     | 057 | 3300 | 000 | 10,835,073,993.29                        | 3,991,046,000.00  | -9,000,000.00  | 2,366,010,296.44 | 2,043,375.27  | 12,449,066,321.58               |
| Military Construction, Air Force Reserve<br>Fund Resources:             |                           |     |     |      |     |  |   |  |                  |   |                                 |
| Undisbursed Funds   | 2023-2027                 |     | 057 | 3730 | 000 | -----                                    | 105,923,000.00  | -----  | -----            | -----   | 105,923,000.00                  |
|   | 2022-2026                 |     |     |      |     | 169,969,050.70                           | -----   | -----  | 32,976,089.38    | -----   | 136,992,961.32                  |
|   | 2021-2025                 |     |     |      |     | 40,210,785.71                            | -----   | -----  | 19,182,647.17    | -----   | 21,028,138.54                   |
|   | 2020-2024                 |     |     |      |     | 54,615,939.44                            | -----   | -----  | 23,429,336.06    | -----   | 31,186,603.38                   |
|   | 2019-2023                 |     |     |      |     | 73,035,477.81                            | -----   | -----  | 19,687,750.05    | -----   | 53,347,727.76                   |
|   | 2018-2022                 |     |     |      |     | 12,917,173.55                            | -----   | -----  | 7,764,298.01     | -----   | 5,152,875.54                    |
|   | 2017-2021                 |     |     |      |     | 17,402,405.50                            | -----   | -----  | 7,283,245.35     | -----   | 10,119,160.15                   |
|   | 2016-2020                 |     |     |      |     | 2,362,763.76                             | -----   | -----  | 82,444.13        | -----   | 2,280,319.63                    |
|   | 2015-2019                 |     |     |      |     | 269,547.85                               | -----   | -----  | 2,833.12         | -----   | 266,714.73                      |
|   | 2014-2018                 |     |     |      |     | 139,736.78                               | -----   | -----  | 73,895.10        | 65,841.68   | -----                           |
| Subtotal  |                           |     | 057 | 3730 | 000 | 370,922,881.10                           | 105,923,000.00  | -----  | 110,482,538.37   | 65,841.68   | 366,297,501.05                  |
| Military Construction, Air National Guard<br>Fund Resources:            |                           |     |     |      |     |  |   |  |                  |   |                                 |
| Undisbursed Funds   | 2023-2027                 |     | 057 | 3830 | 000 | -----                                    | 311,253,000.00  | -----  | 2,517,736.07     | -----   | 308,735,263.93                  |
|   | 2022-2026                 |     |     |      |     | 412,650,000.00                           | -----   | -----  | 28,530,075.68    | -----   | 384,119,924.32                  |
|   | 2021-2025                 |     |     |      |     | 88,137,823.23                            | -----   | -----  | 28,695,946.98    | -----   | 59,441,876.25                   |
|   | 2022-2024                 |     |     |      |     | 35,371,000.00                            | -----   | -----  | 936,518.14       | -----   | 34,434,481.86                   |
|   | 2020-2024                 |     |     |      |     | 141,876,361.22                           | -----   | -----  | 64,071,256.38    | -----   | 77,805,104.84                   |
|   | 2019-2023                 |     |     |      |     | 93,628,930.23                            | -----   | -----  | 39,140,489.37    | -----   | 54,488,440.86                   |
|   | 2018-2022                 |     |     |      |     | 62,021,720.10                            | -----   | -----  | 19,766,455.70    | -----   | 42,255,264.40                   |
|   | 2017-2021                 |     |     |      |     | 14,491,919.69                            | -----   | -----  | 4,392,787.98     | -----   | 10,099,131.71                   |
|   | 2016-2020                 |     |     |      |     | 958,959.58                               | -----   | -----  | 457,930.80       | -----   | 501,028.78                      |
|   | 2015-2019                 |     |     |      |     | 349,372.38                               | -----   | -----  | 170,960.28       | -----   | 178,412.10                      |
|   | 2014-2018                 |     |     |      |     | 212,327.41                               | -----   | -----  | 46,633.31        | 165,694.10  | -----                           |
| Subtotal  |                           |     | 057 | 3830 | 000 | 849,698,413.84                           | 311,253,000.00  | -----  | 188,726,790.69   | 165,694.10  | 972,058,929.05                  |
| Total, Military Construction, Department of the Air Force               |                           |     |     |      |     | 12,055,695,288.23                        | 4,408,222,000.00  | -9,000,000.00  | 2,665,219,625.50 | 2,274,911.05  | 13,787,422,751.68               |
| <b>Defense Agencies</b>   |                           |     |     |      |     |  |   |  |                  |   |                                 |
| <b>General Fund Accounts</b>  |                           |     |     |      |     |  |   |  |                  |   |                                 |
| Chemical Demilitarization Construction, Defense-Wide<br>Fund Resources: |                           |     |     |      |     |  |   |  |                  |   |                                 |
| Undisbursed Funds   | 2015-2019                 |     | 097 | 0391 | 000 | 304,758.42                               | -----   | -----  | 303,480.74       | -----   | 1,277.68                        |
|   | 2014-2018                 |     |     |      |     | 7,575.41                                 | -----   | -----  | 7,505.41         | 70.00   | -----                           |
| Subtotal  |                           |     | 097 | 0391 | 000 | 312,333.83                               | -----   | -----  | 310,986.15       | 70.00   | 1,277.68                        |

Footnotes at End of Chapter

## Appropriations, Outlays, and Balances - Continued

| Appropriation or Fund Account<br><br>Title   | Account Symbol            |     |     |      | Balances,<br>Beginning of<br>Fiscal Year | Appropriations<br>and Other<br>Obligational<br>Authority <sup>1</sup> | Transfers<br>Borrowings<br>and<br>Investment<br>(Net) <sup>2</sup> | Outlays<br>(Net) | Balances<br>Withdrawn<br>and Other<br>Transactions <sup>3</sup> | Balances, End<br>of Fiscal Year |                   |
|--|---------------------------|-----|-----|------|--|---|--|------------------|---|---------------------------------|-------------------|
|  | Period of<br>Availability | ATA | AID | MAIN |  |   |  |                  |   |                                 | SUB               |
| Military Construction, Defense-Wide<br>Fund Resources:   |                           |     |     |      |  |   |  |                  |   |                                 |                   |
| Undisbursed Funds  | 2023-2027                 |     | 097 | 0500 | 000                                      | -----   | 3,070,625,000.00   | 27,330,000.00    | 23,857,695.87   | -----                           | 3,074,097,304.13  |
|  | 2022-2026                 |     |     |      |  | 2,427,155,607.30  | -----  | 10,000,000.00    | 385,113,583.54  | -----                           | 2,052,042,023.76  |
|  | 2021-2025                 |     |     |      |  | 1,709,342,114.58  | -----  | 10,000,000.00    | 446,148,244.79  | -----                           | 1,273,193,869.79  |
|  | 2020-2024                 |     |     |      |  | 1,435,790,873.79  | -----  | -969,000.00      | 374,191,056.00  | -----                           | 1,060,630,817.79  |
|  | 2019-2023                 |     |     |      |  | 1,283,528,122.99  | -----  | -1,109,000.00    | 271,928,014.18  | -----                           | 1,010,491,108.81  |
|  | 2018-2022                 |     |     |      |  | 797,078,053.62  | -----  | 1,000.00         | 164,720,236.66  | -----                           | 632,358,816.96    |
|  | 2017-2021                 |     |     |      |  | 410,764,398.65  | -----  | -369,000.00      | 104,574,259.09  | -----                           | 305,821,139.56    |
|  | 2016-2020                 |     |     |      |  | 307,435,881.11  | -----  | 410,000.00       | 53,953,384.10   | -----                           | 253,892,497.01    |
|  | 2015-2019                 |     |     |      |  | 371,877,583.62  | -----  | -9,964,000.00    | 74,764,993.64   | -----                           | 287,148,589.98    |
|  | 2014-2018                 |     |     |      |  | 192,471,860.10  | -----  | -26,330,000.00   | 89,998,913.21   | 76,142,946.89                   | -----             |
| Subtotal   |                           |     | 097 | 0500 | 000                                      | 8,935,444,495.76  | 3,070,625,000.00   | 9,000,000.00     | 1,989,250,381.08  | 76,142,946.89                   | 9,949,676,167.79  |
| Department of Defense Base Closure Account 1990, Defense<br>Fund Resources:                    |                           |     |     |      |  |   |  |                  |   |                                 |                   |
| Undisbursed Funds  | No Year                   |     | 097 | 0510 | 000                                      | 75,018,535.85   | -----  | -----            | 2,080,106.28  | -----                           | 72,938,429.57     |
| Department of Defense Base Closure Account 2005, Defense<br>Fund Resources:                    |                           |     |     |      |  |   |  |                  |   |                                 |                   |
| Undisbursed Funds  | No Year                   |     | 097 | 0512 | 000                                      | 579,729,926.64  | -----  | -----            | 500,471.62  | -----                           | 579,229,455.02    |
| Department of Defense Base Closure Account, Defense<br>Fund Resources:                         |                           |     |     |      |  |   |  |                  |   |                                 |                   |
| Undisbursed Funds  | No Year                   |     | 097 | 0516 | 000                                      | 1,433,421,534.60  | 574,687,000.00   | -----            | 396,117,063.09  | -----                           | 1,611,991,471.51  |
| Foreign Currency Fluctuations, Construction, Defense<br>Fund Resources:                        |                           |     |     |      |  |   |  |                  |   |                                 |                   |
| Undisbursed Funds  | No Year                   |     | 097 | 0803 | 000                                      | 132,832,620.87  | -----  | -----            | -----   | -----                           | 132,832,620.87    |
| North Atlantic Treaty Organization, Security Investment Program,<br>Defense<br>Fund Resources: |                           |     |     |      |  |   |  |                  |   |                                 |                   |
| Undisbursed Funds  | No Year                   |     | 097 | 0804 | 000                                      | 1,021,453,149.77  | 220,139,000.00   | -----            | 184,926,706.08  | -----                           | 1,056,665,443.69  |
| Total, Military Construction, Defense Agencies   |                           |     |     |      |  | 12,178,212,597.32   | 3,865,451,000.00   | 9,000,000.00     | 2,573,185,714.30  | 76,143,016.89                   | 13,403,334,866.13 |
| Total, Military Construction   |                           |     |     |      |  | 42,315,633,145.85   | 16,714,188,000.00  | -----            | 10,344,475,849.16   | 123,991,771.39                  | 48,561,353,525.30 |
| <b>Family Housing</b>  |                           |     |     |      |  |   |  |                  |   |                                 |                   |
| <b>Department of the Army</b>  |                           |     |     |      |  |   |  |                  |   |                                 |                   |
| <b>General Fund Accounts</b>   |                           |     |     |      |  |   |  |                  |   |                                 |                   |
| Family Housing Construction, Army<br>Fund Resources:   |                           |     |     |      |  |   |  |                  |   |                                 |                   |
| Undisbursed Funds  | 2023-2027                 |     | 021 | 0720 | 000                                      | -----   | 491,061,000.00   | 100,000.00       | -----   | -----                           | 491,161,000.00    |
|  | 2022-2026                 |     |     |      |  | 185,333,393.93  | -----  | -----            | 19,506,119.11   | -----                           | 165,827,274.82    |
|  | 2021-2025                 |     |     |      |  | 121,698,577.78  | -----  | -----            | 674,755.97  | -----                           | 121,023,821.81    |
|  | 2020-2024                 |     |     |      |  | 86,006,848.63   | -----  | -100,000.00      | 15,156,868.26   | -----                           | 70,749,980.37     |

Footnotes at End of Chapter

Appropriations, Outlays, and Balances - Continued

| Appropriation or Fund Account<br><br>Title   | Account Symbol            |     |     |      | Balances,<br>Beginning of<br>Fiscal Year | Appropriations<br>and Other<br>Obligational<br>Authority <sup>1</sup> | Transfers<br>Borrowings<br>and<br>Investment<br>(Net) <sup>2</sup> | Outlays<br>(Net) | Balances<br>Withdrawn<br>and Other<br>Transactions <sup>3</sup> | Balances, End<br>of Fiscal Year |
|--|---------------------------|-----|-----|------|--|---|--|------------------|---|---------------------------------|
|  | Period of<br>Availability | ATA | AID | MAIN |  |   |  |                  |   |                                 |
|  | 2021-2023                 |     |     |      | 4,080.92                                 | -----   | -----  | 4,080.92         | -----   | -----                           |
|  | 2019-2023                 |     |     |      | 184,816,089.87                           | -----   | -----  | 47,389,805.30    | -----   | 137,426,284.57                  |
|  | 2018-2022                 |     |     |      | 94,720,204.55                            | -----   | -----  | 7,516,186.49     | -----   | 87,204,018.06                   |
|  | 2017-2021                 |     |     |      | 8,855,131.78                             | -----   | -----  | 449,256.23       | -----   | 8,405,875.55                    |
|  | 2016-2020                 |     |     |      | 1,343,824.06                             | -----   | -----  | 299,281.10       | -----   | 1,044,542.96                    |
|  | 2015-2019                 |     |     |      | 5,030,314.26                             | -----   | -----  | 30,411.40        | -----   | 4,999,902.86                    |
|  | 2014-2018                 |     |     |      | 62,594.81                                | -----   | -----  | 29,934.93        | 32,659.88   | -----                           |
|  | Subtotal                  |     | 021 | 0720 | 000                                      | 687,871,060.59  | 491,061,000.00   | 91,056,699.71    | 32,659.88   | 1,087,842,701.00                |
| Family Housing Operation and Maintenance, Army<br>Fund Resources:                  |                           |     |     |      |  |   |  |                  |   |                                 |
| Undisbursed Funds  | 2023                      |     | 021 | 0725 | 000                                      | -----   | 446,411,000.00   | -----            | 244,315,021.00  | -----                           |
|  | 2021-2023                 |     |     |      | 17,345,488.64                            | -----   | -----  | 9,690,973.15     | -----   | 7,654,515.49                    |
|  | 2022                      |     |     |      | 162,335,759.73                           | -----   | -----  | 83,391,777.84    | -----   | 78,943,981.89                   |
|  | 2021                      |     |     |      | 58,211,157.71                            | -----   | -----  | 16,824,547.44    | -----   | 41,386,610.27                   |
|  | 2020-2021                 |     |     |      | -299,556.91                              | -----   | -----  | 529,009.06       | -----   | <sup>4</sup> -828,565.97        |
|  | 2020                      |     |     |      | 66,712,805.32                            | -----   | -----  | 9,367,031.17     | -----   | 57,345,774.15                   |
|  | 2019                      |     |     |      | 53,472,555.82                            | -----   | -----  | 7,204,029.58     | -----   | 46,268,526.24                   |
|  | 2018                      |     |     |      | 45,900,642.65                            | -----   | -----  | 8,831,449.67     | 37,069,192.98   | -----                           |
|  | Subtotal                  |     | 021 | 0725 | 000                                      | 403,678,852.96  | 446,411,000.00   | 380,153,838.91   | 37,069,192.98   | 432,866,821.07                  |
| Total, Family Housing, Department of the Army                                      |                           |     |     |      | 1,091,549,913.55                         | 937,472,000.00  | -----  | 471,210,538.62   | 37,101,852.86   | 1,520,709,522.07                |
| <b>Department of the Navy</b>  |                           |     |     |      |  |   |  |                  |   |                                 |
| <b>General Fund Accounts</b>   |                           |     |     |      |  |   |  |                  |   |                                 |
| Family Housing Construction, Navy and Marine Corps<br>Fund Resources:              |                           |     |     |      |  |   |  |                  |   |                                 |
| Undisbursed Funds  | 2023-2027                 |     | 017 | 0730 | 000                                      | -----   | 337,297,000.00   | -----            | 619,201.44  | -----                           |
|  | 2022-2026                 |     |     |      | 90,156,788.93                            | -----   | -----  | 7,431,402.86     | -----   | 82,725,386.07                   |
|  | 2021-2025                 |     |     |      | 35,208,408.92                            | -----   | 10,000.00  | 11,205,811.40    | -----   | 24,012,597.52                   |
|  | 2020-2024                 |     |     |      | 42,069,714.02                            | -----   | -----  | 20,281,381.18    | -----   | 21,788,332.84                   |
|  | 2019-2023                 |     |     |      | 44,986,449.40                            | -----   | -----  | 21,812,101.71    | -----   | 23,174,347.69                   |
|  | 2018-2022                 |     |     |      | 25,979,554.94                            | -----   | -----  | 13,507,111.24    | -----   | 12,472,443.70                   |
|  | 2017-2021                 |     |     |      | 13,862,480.69                            | -----   | -10,000.00   | 12,498,523.84    | -----   | 1,353,956.85                    |
|  | 2016-2020                 |     |     |      | 3,251,725.63                             | -----   | -----  | 253,284.38       | -----   | 2,998,441.25                    |
|  | 2015-2019                 |     |     |      | 1,598,716.58                             | -----   | -----  | -----            | -----   | 1,598,716.58                    |
|  | 2014-2018                 |     |     |      | 1,322,558.93                             | -----   | -----  | -----            | 1,322,558.93  | -----                           |
|  | Subtotal                  |     | 017 | 0730 | 000                                      | 258,436,398.04  | 337,297,000.00   | 87,608,818.05    | 1,322,558.93  | 506,802,021.06                  |
| Family Housing Operation and Maintenance, Navy and Marine Corps<br>Fund Resources: |                           |     |     |      |  |   |  |                  |   |                                 |
| Undisbursed Funds  | 2023                      |     | 017 | 0735 | 000                                      | -----   | 378,224,000.00   | -----            | 227,962,024.62  | -----                           |
|  | 2021-2023                 |     |     |      | 17,939,146.59                            | -----   | -----  | 3,487,486.38     | -----   | 14,451,660.21                   |

Footnotes at End of Chapter



## Appropriations, Outlays, and Balances - Continued

| Appropriation or Fund Account<br><br>Title          | Account Symbol            |     |     |      | Balances,<br>Beginning of<br>Fiscal Year | Appropriations<br>and Other<br>Obligational<br>Authority <sup>1</sup> | Transfers<br>Borrowings<br>and<br>Investment<br>(Net) <sup>2</sup> | Outlays<br>(Net) | Balances<br>Withdrawn<br>and Other<br>Transactions <sup>3</sup> | Balances, End<br>of Fiscal Year |                  |
|---|---------------------------|-----|-----|------|--|---|--|------------------|---|---------------------------------|------------------|
|   | Period of<br>Availability | ATA | AID | MAIN |  |   |  |                  |   |                                 | SUB              |
|   | 2022                      |     |     |      | 159,744,210.41                           | -----   | -----  | 85,225,964.67    | -----   | 74,518,245.74                   |                  |
|   | 2021                      |     |     |      | 52,433,725.59                            | -----   | -----  | 24,164,050.22    | -----   | 28,269,675.37                   |                  |
|   | 2020-2021                 |     |     |      | 27,423,055.97                            | -----   | -----  | 14,328,307.45    | -----   | 13,094,748.52                   |                  |
|   | 2020                      |     |     |      | 2,683,040.21                             | -----   | -----  | 1,826,609.87     | -----   | 856,430.34                      |                  |
|   | 2019                      |     |     |      | 20,841,229.17                            | -----   | -----  | 656,936.52       | -----   | 20,184,292.65                   |                  |
|   | 2018                      |     |     |      | 13,325,192.43                            | -----   | -----  | 456,378.33       | 12,868,814.10   | -----                           |                  |
|   | Subtotal                  |     | 017 | 0735 | 294,389,600.37                           | 378,224,000.00  | -----  | 358,107,758.06   | 12,868,814.10   | 301,637,028.21                  |                  |
| Total, Family Housing, Department of the Navy       |                           |     |     |      | 552,825,998.41                           | 715,521,000.00  | -----  | 445,716,576.11   | 14,191,373.03   | 808,439,049.27                  |                  |
| <b>Department of the Air Force</b>                  |                           |     |     |      |  |   |  |                  |   |                                 |                  |
| <b>General Fund Accounts</b>                        |                           |     |     |      |  |   |  |                  |   |                                 |                  |
| Family Housing Construction, Air Force              |                           |     |     |      |  |   |  |                  |   |                                 |                  |
| Fund Resources:                                     |                           |     |     |      |  |   |  |                  |   |                                 |                  |
| Undisbursed Funds                                   |                           |     |     |      |  |   |  |                  |   |                                 |                  |
|   | 2023-2027                 |     | 057 | 0740 | 000                                      | -----   | 249,710,000.00   | 44,000,000.00    | 17,795.01   | -----                           | 293,692,204.99   |
|   | 2022-2026                 |     |     |      |  | 117,623,968.50  | -----  | 6,112,257.57     | -----   | 111,511,710.93                  |                  |
|   | 2021-2025                 |     |     |      |  | 126,336,342.82  | -----  | 820,955.47       | -----   | 125,515,387.35                  |                  |
|   | 2020-2024                 |     |     |      |  | 101,023,534.38  | -----  | 20,374,995.55    | -----   | 80,648,538.83                   |                  |
|   | 2019-2023                 |     |     |      |  | 85,642,425.59   | -----  | 2,604,210.21     | -----   | 83,038,215.38                   |                  |
|   | 2018-2022                 |     |     |      |  | 89,806,569.22   | -----  | 32,940,648.04    | -----   | 56,865,921.18                   |                  |
|   | 2017-2021                 |     |     |      |  | 58,022,216.77   | -----  | 17,177,632.34    | -----   | 40,844,584.43                   |                  |
|   | 2016-2020                 |     |     |      |  | 83,314,259.00   | -----  | 10,960,737.81    | -----   | 72,353,521.19                   |                  |
|   | 2015-2019                 |     |     |      |  | 5,727,080.72  | -----  | -----            | -----   | 5,727,080.72                    |                  |
|   | 2014-2018                 |     |     |      |  | 45,714,998.04   | -----  | -44,000,000.00   | 576,634.46  | 1,138,363.58                    |                  |
|   | Subtotal                  |     | 057 | 0740 | 000                                      | 713,211,395.04  | 249,710,000.00   | -----            | 91,585,866.46   | 1,138,363.58                    | 870,197,165.00   |
| Family Housing Operation and Maintenance, Air Force |                           |     |     |      |  |   |  |                  |   |                                 |                  |
| Fund Resources:                                     |                           |     |     |      |  |   |  |                  |   |                                 |                  |
| Undisbursed Funds                                   |                           |     |     |      |  |   |  |                  |   |                                 |                  |
|   | 2023                      |     | 057 | 0745 | 000                                      | -----   | 365,222,000.00   | 7,615,000.00     | 174,717,850.50  | -----                           | 198,119,149.50   |
|   | 2021-2023                 |     |     |      |  | 17,334,951.48   | -----  | -----            | 7,054,799.67  | -----                           | 10,280,151.81    |
|   | 2022                      |     |     |      |  | 198,602,720.86  | -----  | 100,951,644.54   | -----   | 97,651,076.32                   |                  |
|   | 2021                      |     |     |      |  | 104,688,981.83  | -----  | 34,642,712.06    | -----   | 70,046,269.77                   |                  |
|   | 2020-2021                 |     |     |      |  | 21,491,707.74   | -----  | 7,236,399.44     | -----   | 14,255,308.30                   |                  |
|   | 2020                      |     |     |      |  | 62,755,528.76   | -----  | 20,500,351.24    | -----   | 42,255,177.52                   |                  |
|   | 2019                      |     |     |      |  | 83,776,028.83   | -----  | 15,075,283.64    | -----   | 68,700,745.19                   |                  |
|   | 2018                      |     |     |      |  | 48,383,334.36   | -----  | -7,615,000.00    | 13,155,566.60   | 27,612,767.76                   |                  |
|   | Subtotal                  |     | 057 | 0745 | 000                                      | 537,033,253.86  | 365,222,000.00   | -----            | 373,334,607.69  | 27,612,767.76                   | 501,307,878.41   |
| Total, Family Housing, Department of the Air Force  |                           |     |     |      |  | 1,250,244,648.90  | 614,932,000.00   | -----            | 464,920,474.15  | 28,751,131.34                   | 1,371,505,043.41 |
| <b>Defense Agencies</b>                             |                           |     |     |      |  |   |  |                  |   |                                 |                  |
| <b>General Fund Accounts</b>                        |                           |     |     |      |  |   |  |                  |   |                                 |                  |

Footnotes at End of Chapter

Appropriations, Outlays, and Balances - Continued

| Appropriation or Fund Account<br><br>Title   | Account Symbol            |     |     |      | Balances,<br>Beginning of<br>Fiscal Year | Appropriations<br>and Other<br>Obligational<br>Authority <sup>1</sup> | Transfers<br>Borrowings<br>and<br>Investment<br>(Net) <sup>2</sup> | Outlays<br>(Net) | Balances<br>Withdrawn<br>and Other<br>Transactions <sup>3</sup> | Balances, End<br>of Fiscal Year |
|--|---------------------------|-----|-----|------|--|---|--|------------------|---|---------------------------------|
|  | Period of<br>Availability | ATA | AID | MAIN |  |   |  |                  |   |                                 |
| Family Housing Operation and Maintenance, Defense-Wide<br>Fund Resources:                            |                           |     |     |      |  |   |  |                  |   |                                 |
| Undisbursed Funds  | 2023                      |     | 097 | 0765 | 000                                      | 50,113,000.00   |  | 42,808,924.42    |   | 7,304,075.58                    |
|  | 2022                      |     |     |      |  | 7,757,097.84  |  | 2,943,818.07     |   | 4,813,279.77                    |
|  | 2021                      |     |     |      |  | 2,803,264.75  |  | -44,484.73       |   | 2,847,749.48                    |
|  | 2020                      |     |     |      |  | 3,736,926.07  |  | -37,087.35       |   | 3,774,013.42                    |
|  | 2019                      |     |     |      |  | 4,173,788.05  |  | 10,500.27        |   | 4,163,287.78                    |
|  | 2018                      |     |     |      |  | 4,566,384.09  |  | 5,556.49         | 4,560,827.60  |                                 |
| Subtotal   |                           |     | 097 | 0765 | 000                                      | 23,037,460.80   | 50,113,000.00  | 45,687,227.17    | 4,560,827.60  | 22,902,406.03                   |
| Department of Defense Family Housing Improvement Fund, Defense<br>Fund Resources:                    |                           |     |     |      |  |   |  |                  |   |                                 |
| Undisbursed Funds  | No Year                   |     | 097 | 0834 | 000                                      | 57,340,923.57   | 35,696,019.76  | 38,919,217.71    |   | 54,117,725.62                   |
| Department of Defense Military Unaccompanied Housing Improvement Fund,<br>Defense<br>Fund Resources: |                           |     |     |      |  |   |  |                  |   |                                 |
| Undisbursed Funds  | No Year                   |     | 097 | 0836 | 000                                      | 893,295.79  | 494,000.00   | 375,075.68       |   | 1,012,220.11                    |
| <b>Public Enterprise Funds</b>   |                           |     |     |      |  |   |  |                  |   |                                 |
| Homeowners Assistance Fund, Defense<br>Fund Resources:   |                           |     |     |      |  |   |  |                  |   |                                 |
| Undisbursed Funds  | No Year                   |     | 097 | 4090 | 000                                      | 67,559,733.21   |  | 648,813.88       |   | 66,910,919.33                   |
| Homeowners Assistance Fund - Recovery Act, Defense<br>Fund Resources:                                |                           |     |     |      |  |   |  |                  |   |                                 |
| Undisbursed Funds  | No Year                   |     | 097 | 4091 | 000                                      | 809,400.64  |  |                  |   | 809,400.64                      |
| Total, Family Housing, Defense Agencies  |                           |     |     |      |  | 149,640,814.01  | 86,303,019.76  | 85,630,334.44    | 4,560,827.60  | 145,752,671.73                  |
| Total, Family Housing  |                           |     |     |      |  | 3,044,261,374.87  | 2,354,228,019.76   | 1,467,477,923.32 | 84,605,184.83   | 3,846,406,286.48                |
| <b>Revolving and Management Funds</b>  |                           |     |     |      |  |   |  |                  |   |                                 |
| <b>Department of the Army</b>  |                           |     |     |      |  |   |  |                  |   |                                 |
| <b>Intragovernmental Funds</b>   |                           |     |     |      |  |   |  |                  |   |                                 |
| Defense Working Capital Fund, Army<br>Fund Resources:  |                           |     |     |      |  |   |  |                  |   |                                 |
| Undisbursed Funds  | No Year                   |     | 097 | 4930 | 001                                      | 3,054,218,832.50  | 144,937,000.00   | -534,450,000.00  | -842,624,246.01   | 3,507,330,078.51                |
| Unfunded Contract Authority  |                           |     |     |      |  | 1,464,520,975.05  | 9,155,295,170.31   |                  | 8,407,839,297.93  | 2,211,976,847.43                |
| Subtotal   |                           |     | 097 | 4930 | 001                                      | 4,518,739,807.55  | 9,300,232,170.31   | -534,450,000.00  | -842,624,246.01   | 5,719,306,925.94                |
| Total, Revolving and Management Funds, Department of the Army  |                           |     |     |      |  | 4,518,739,807.55  | 9,300,232,170.31   | -534,450,000.00  | -842,624,246.01   | 5,719,306,925.94                |
| <b>Department of the Navy</b>  |                           |     |     |      |  |   |  |                  |   |                                 |
| <b>Intragovernmental Funds</b>   |                           |     |     |      |  |   |  |                  |   |                                 |
| National Defense Sealift Fund, Navy<br>Fund Resources:   |                           |     |     |      |  |   |  |                  |   |                                 |
| Undisbursed Funds  | 2023-2028                 |     | 017 | 4557 | 000                                      |   | 94,607,000.00  |                  | 78,396,619.60   | 16,210,380.40                   |
|  | 2022-2027                 |     |     |      |  | 22,240,604.00   |  | 9,887,114.56     |   | 12,353,489.44                   |

Footnotes at End of Chapter

## Appropriations, Outlays, and Balances - Continued

| Appropriation or Fund Account<br><br>Title                                 | Account Symbol            |     |     |      | Balances,<br>Beginning of<br>Fiscal Year | Appropriations<br>and Other<br>Obligational<br>Authority <sup>1</sup> | Transfers<br>Borrowings<br>and<br>Investment<br>(Net) <sup>2</sup> | Outlays<br>(Net) | Balances<br>Withdrawn<br>and Other<br>Transactions <sup>3</sup> | Balances, End<br>of Fiscal Year |
|--|---------------------------|-----|-----|------|--|---|--|------------------|---|---------------------------------|
|  | Period of<br>Availability | ATA | AID | MAIN |  |   |  |                  |   |                                 |
|  | No Year                   |     |     |      | 61,388,155.60                            | -----   | -----  | 4,116,499.80     | -----   | 57,271,655.80                   |
|  | Subtotal                  |     | 017 | 4557 | 83,628,759.60                            | 94,607,000.00   | -----  | 92,400,233.96    | -----   | 85,835,525.64                   |
| Defense Working Capital Fund, Navy<br>Fund Resources:                      |                           |     |     |      |  |   |  |                  |   |                                 |
| Undisbursed Funds  | No Year                   |     | 097 | 4930 | <sup>5</sup> 3,239,675,066.62            | -----   | -----  | -825,005,351.67  | -----   | 4,064,680,418.29                |
| Unfunded Contract Authority  |                           |     |     |      | 7,730,770,325.86                         | <sup>38</sup> 9,468,133,570.06  | -----  | -----            | 9,265,593,612.72  | 7,933,310,283.20                |
|  | Subtotal                  |     | 097 | 4930 | 10,970,445,392.48                        | 9,468,133,570.06  | -----  | -825,005,351.67  | 9,265,593,612.72  | 11,997,990,701.49               |
| Total, Revolving and Management Funds, Department of the Navy              |                           |     |     |      | 11,054,074,152.08                        | 9,562,740,570.06  | -----  | -732,605,117.71  | 9,265,593,612.72  | 12,083,826,227.13               |
| <b>Department of the Air Force</b>   |                           |     |     |      |  |   |  |                  |   |                                 |
| <b>Intragovernmental Funds</b>   |                           |     |     |      |  |   |  |                  |   |                                 |
| Defense Working Capital Fund, Air Force<br>Fund Resources:                 |                           |     |     |      |  |   |  |                  |   |                                 |
| Undisbursed Funds  | 2022                      |     | 097 | 4930 | 24,687,940.71                            | -----   | -----  | 22,552,677.10    | -----   | 2,135,263.61                    |
|  | No Year                   |     |     |      | <sup>5</sup> 1,654,162,714.67            | 80,448,000.00   | -----  | -43,435,870.05   | -----   | 1,778,046,584.72                |
| Unfunded Contract Authority  |                           |     |     |      | 4,177,341,428.13                         | <sup>38</sup> 10,966,775,439.18                                       | -----  | -----            | 10,485,633,496.00   | 4,658,483,371.31                |
|  | Subtotal                  |     | 097 | 4930 | 5,856,192,083.51                         | 11,047,223,439.18   | -----  | -20,883,192.95   | 10,485,633,496.00   | 6,438,665,219.64                |
| Total, Revolving and Management Funds, Department of the Air Force         |                           |     |     |      | 5,856,192,083.51                         | 11,047,223,439.18   | -----  | -20,883,192.95   | 10,485,633,496.00   | 6,438,665,219.64                |
| <b>Defense Agencies</b>  |                           |     |     |      |  |   |  |                  |   |                                 |
| <b>Intragovernmental Funds</b>   |                           |     |     |      |  |   |  |                  |   |                                 |
| National Defense Stockpile Transaction Fund, Defense<br>Fund Resources:    |                           |     |     |      |  |   |  |                  |   |                                 |
| Undisbursed Funds  | 2023-2025                 |     | 097 | 4555 | -----                                    | 113,500,000.00  | -----  | -----            | -----   | 113,500,000.00                  |
|  | 2022-2024                 |     |     |      | 125,000,000.00                           | -----   | -----  | 26,047,840.70    | -----   | 98,952,159.30                   |
|  | No Year                   |     |     |      | 375,627,347.54                           | -----   | -----  | 8,277,628.75     | -----   | 367,349,718.79                  |
|  | Subtotal                  |     | 097 | 4555 | 500,627,347.54                           | 113,500,000.00  | -----  | 34,325,469.45    | -----   | 579,801,878.09                  |
| Defense Working Capital Fund, Defense Commissary Agency<br>Fund Resources: |                           |     |     |      |  |   |  |                  |   |                                 |
| Undisbursed Funds  | No Year                   |     | 097 | 4930 | 369,508,475.88                           | 1,421,023,000.00  | -----  | 1,479,439,273.89 | -----   | 311,092,201.99                  |
| Unfunded Contract Authority  |                           |     |     |      | 177,967,470.33                           | <sup>38</sup> 4,714,213,812.48  | -----  | -----            | 4,624,692,166.23  | 267,489,116.58                  |
|  | Subtotal                  |     | 097 | 4930 | 547,475,946.21                           | 6,135,236,812.48  | -----  | 1,479,439,273.89 | 4,624,692,166.23  | 578,581,318.57                  |
| Defense Working Capital Fund, Defense Agencies<br>Fund Resources:          |                           |     |     |      |  |   |  |                  |   |                                 |
| Undisbursed Funds  | 2022                      |     | 097 | 4930 | 965,000.00                               | -----   | -----  | 965,000.00       | -----   | -----                           |
|  | No Year                   |     |     |      | 5,311,251,591.45                         | 353,116,000.00  | 119,520,000.00   | 79,796,520.29    | -----   | 5,704,091,071.16                |
| Unfunded Contract Authority  |                           |     |     |      | 12,656,995,276.03                        | <sup>38</sup> 60,661,149,916.23                                       | -----  | -----            | 60,296,491,546.67   | 13,021,653,645.59               |
|  | Subtotal                  |     | 097 | 4930 | 17,969,211,867.48                        | 61,014,265,916.23   | 119,520,000.00   | 80,761,520.29    | 60,296,491,546.67   | 18,725,744,716.75               |
| Building Maintenance Fund, Defense<br>Fund Resources:                      |                           |     |     |      |  |   |  |                  |   |                                 |
| Undisbursed Funds  | No Year                   |     | 097 | 4931 | 69,711,395.19                            | -----   | -----  | 141,683.05       | -----   | 69,569,712.14                   |

Footnotes at End of Chapter

Appropriations, Outlays, and Balances - Continued

| Appropriation or Fund Account<br><br>Title   | Account Symbol            |     |     |      | Balances,<br>Beginning of<br>Fiscal Year | Appropriations<br>and Other<br>Obligational<br>Authority <sup>1</sup> | Transfers<br>Borrowings<br>and<br>Investment<br>(Net) <sup>2</sup> | Outlays<br>(Net) | Balances<br>Withdrawn<br>and Other<br>Transactions <sup>3</sup> | Balances, End<br>of Fiscal Year |                   |
|--|---------------------------|-----|-----|------|--|---|--|------------------|---|---------------------------------|-------------------|
|  | Period of<br>Availability | ATA | AID | MAIN |  |   |  |                  |   |                                 | SUB               |
| Defense Counterintelligence and Security Agency Working Capital Fund,<br>Defense<br>Fund Resources:<br>Undisbursed Funds           | No Year                   |     | 097 | 4932 | 000                                      | 1,531,642,586.55  | -30,000,000.00   | -----            | 69,676,839.98   | -----                           | 1,431,965,746.57  |
| Pentagon Reservation Maintenance Revolving Fund, Defense<br>Fund Resources:<br>Undisbursed Funds                                   | No Year                   |     | 097 | 4950 | 000                                      | 547,390,600.72  | -----  | -----            | -58,220,280.06  | -----                           | 605,610,880.78    |
| Total, Revolving and Management Funds, Defense Agencies  |                           |     |     |      |  | 21,166,059,743.69   | 67,233,002,728.71  | 119,520,000.00   | 1,606,124,506.60  | 64,921,183,712.90               | 21,991,274,252.90 |
| Total, Revolving and Management Funds  |                           |     |     |      |  | 42,595,065,786.83   | 97,143,198,908.26  | -414,930,000.00  | 10,011,949.93   | 93,080,250,119.55               | 46,233,072,625.61 |
| <b>Trust Funds</b>   |                           |     |     |      |  |   |  |                  |   |                                 |                   |
| <b>Department of the Army</b>  |                           |     |     |      |  |   |  |                  |   |                                 |                   |
| <b>Trust Fund Accounts</b>   |                           |     |     |      |  |   |  |                  |   |                                 |                   |
| Bequest of Major General Fred C. Ainsworth, Library, Walter Reed<br>General Hospital, Army<br>Fund Resources:<br>Undisbursed Funds | No Year                   |     | 021 | 8063 | 000                                      | 23,684.25   | -----  | -----            | -----   | -----                           | 23,684.25         |
| Department of the Army General Gift Fund, Army<br>Fund Resources:<br>Undisbursed Funds   | No Year                   |     | 021 | 8927 | 000                                      | 55,097,137.07   | 35,063,285.47  | -94,743.66       | 32,960,093.08   | -----                           | 57,105,585.80     |
| Unrealized Discount on Investments   |                           |     |     |      |  | -37,606.02  | -----  | -83,668.20       | -----   | -----                           | -121,274.22       |
| Investments in US Treasury Securities  |                           |     |     |      |  | 3,461,143.02  | -----  | 178,411.86       | -----   | -----                           | 3,639,554.88      |
| Subtotal   |                           |     | 021 | 8927 | 000                                      | 58,520,674.07   | 35,063,285.47  | 0.00             | 32,960,093.08   | -----                           | 60,623,866.46     |
| Total, Trust Funds, Department of the Army   |                           |     |     |      |  | 58,544,358.32   | 35,063,285.47  | 0.00             | 32,960,093.08   | -----                           | 60,647,550.71     |
| <b>Department of the Navy</b>  |                           |     |     |      |  |   |  |                  |   |                                 |                   |
| <b>Trust Fund Accounts</b>   |                           |     |     |      |  |   |  |                  |   |                                 |                   |
| Department of the Navy General Gift Fund, Navy<br>Fund Resources:<br>Undisbursed Funds   | No Year                   |     | 017 | 8716 | 000                                      | 10,218,410.42   | 1,141,668.86   | -----            | 2,546,312.55  | -----                           | 8,813,766.73      |
| Ships' Stores Profits, Navy<br>Fund Resources:<br>Undisbursed Funds  | No Year                   |     | 017 | 8723 | 000                                      | 2,004,467.88  | 10,378,266.69  | -----            | 8,397,650.32  | -----                           | 3,985,084.25      |
| United States Naval Academy General Gift Fund<br>Fund Resources:<br>Undisbursed Funds  | No Year                   |     | 017 | 8733 | 000                                      | 30,890,621.29   | 23,331,349.55  | 582,752.49       | 19,767,396.24   | -----                           | 35,037,327.09     |
| Unrealized Discount on Investments   |                           |     |     |      |  | -----   | -----  | -91,552.49       | -----   | -----                           | -91,552.49        |
| Investments in US Treasury Securities  |                           |     |     |      |  | 4,642,400.00  | -----  | -491,200.00      | -----   | -----                           | 4,151,200.00      |
| Subtotal   |                           |     | 017 | 8733 | 000                                      | 35,533,021.29   | 23,331,349.55  | -----            | 19,767,396.24   | -----                           | 39,096,974.60     |
| Total, Trust Funds, Department of the Navy   |                           |     |     |      |  | 47,755,899.59   | 34,851,285.10  | -----            | 30,711,359.11   | -----                           | 51,895,825.58     |
| <b>Department of the Air Force</b>   |                           |     |     |      |  |   |  |                  |   |                                 |                   |

Footnotes at End of Chapter

**Appropriations, Outlays, and Balances - Continued**

| Appropriation or Fund Account<br><br>Title  | Account Symbol            |     |     |      | Balances,<br>Beginning of<br>Fiscal Year | Appropriations<br>and Other<br>Obligational<br>Authority <sup>1</sup> | Transfers<br>Borrowings<br>and<br>Investment<br>(Net) <sup>2</sup> | Outlays<br>(Net) | Balances<br>Withdrawn<br>and Other<br>Transactions <sup>3</sup> | Balances, End<br>of Fiscal Year |
|---|---------------------------|-----|-----|------|--|---|--|------------------|---|---------------------------------|
|   | Period of<br>Availability | ATA | AID | MAIN |  |   |  |                  |   |                                 |
| <b>Trust Fund Accounts</b>  |                           |     |     |      |  |   |  |                  |   |                                 |
| Air Force Cadet Fund, Air Force<br>Fund Resources:<br>Undisbursed Funds                             | No Year                   |     | 057 | 8418 | 000                                      | 216,415.04  | -----  | -----            | -----   | 216,415.04                      |
| Department of the Air Force General Gift Fund, Air Force<br>Fund Resources:<br>Undisbursed Funds    | No Year                   |     | 057 | 8928 | 000                                      | 19,792,248.49   | 5,668,728.09   | -248.86          | 7,992,912.89  | 17,467,814.83                   |
| Unrealized Discount on Investments  |                           |     |     |      |  | -248.86   | -----  | -140.97          | -----   | -389.83                         |
| Investments in US Treasury Securities   |                           |     |     |      |  | 7,133.03  | -----  | 389.83           | -----   | 7,522.86                        |
| Subtotal  |                           |     | 057 | 8928 | 000                                      | 19,799,132.66   | 5,668,728.09   | 0.00             | 7,992,912.89  | 17,474,947.86                   |
| Total, Trust Funds, Department of the Air Force   |                           |     |     |      |  | 20,015,547.70   | 5,668,728.09   | 0.00             | 7,992,912.89  | 17,691,362.90                   |
| <b>Defense Agencies</b>   |                           |     |     |      |  |   |  |                  |   |                                 |
| <b>Trust Fund Accounts</b>  |                           |     |     |      |  |   |  |                  |   |                                 |
| Department of Defense General Gift Fund, Defense<br>Fund Resources:<br>Undisbursed Funds            | No Year                   |     | 097 | 8163 | 000                                      | 7,705,216.05  | 103,131.38   | -----            | 255,138.28  | 7,553,209.15                    |
| Commissary Stores Surcharge Program, Defense<br>Fund Resources:<br>Undisbursed Funds                | No Year                   |     | 097 | 8164 | 000                                      | 324,008,332.44  | -----  | -----            | -51,549,316.10  | 375,557,648.54                  |
| Foreign National Employees Separation Pay Account, Defense<br>Fund Resources:<br>Undisbursed Funds  | No Year                   |     | 097 | 8165 | 000                                      | 657,311,656.94  | 3,618,837.41   | -----            | 3,544,347.85  | 657,386,146.50                  |
| National Security Education Trust Fund, Defense<br>Fund Resources:<br>Undisbursed Funds             | No Year                   |     | 097 | 8168 | 000                                      | 101,738.12  | 90,755.66  | -123,051.59      | -40,222.74  | 109,664.93                      |
| Investments in US Treasury Securities   |                           |     |     |      |  | 1,806,848.17  | -----  | 123,051.59       | -----   | 1,929,899.76                    |
| Subtotal  |                           |     | 097 | 8168 | 000                                      | 1,908,586.29  | 90,755.66  | -----            | -40,222.74  | 2,039,564.69                    |
| Voluntary Separation Incentive Fund, Defense<br>Fund Resources:<br>Undisbursed Funds                | No Year                   |     | 097 | 8335 | 000                                      | 1,593,951.43  | 16,425,457.25  | 8,544,068.75     | 24,596,516.32   | 1,966,961.11                    |
| Unrealized Discount on Investments  |                           |     |     |      |  | -606,558.14   | -----  | 606,558.14       | -----   | -----                           |
| Investments in US Treasury Securities   |                           |     |     |      |  | 50,719,171.36   | -----  | -9,150,626.89    | -----   | 41,568,544.47                   |
| Subtotal  |                           |     | 097 | 8335 | 000                                      | 51,706,564.65   | 16,425,457.25  | -----            | 24,596,516.32   | 43,535,505.58                   |
| Host Nation Support for U.S. Relocation Activities, Defense<br>Fund Resources:<br>Undisbursed Funds | No Year                   |     | 097 | 8337 | 000                                      | 64,037,913.31   | 117,038,064.46   | -32,297,349.68   | 92,502,041.76   | 56,276,586.33                   |
| Investments in US Treasury Securities   |                           |     |     |      |  | 107,446,420.72  | -----  | 32,297,349.68    | -----   | 139,743,770.40                  |
| Subtotal  |                           |     | 097 | 8337 | 000                                      | 171,484,334.03  | 117,038,064.46   | -----            | 92,502,041.76   | 196,020,356.73                  |

Footnotes at End of Chapter

Appropriations, Outlays, and Balances - Continued

| Appropriation or Fund Account<br><br>Title   | Account Symbol            |     |     |      | Balances,<br>Beginning of<br>Fiscal Year | Appropriations<br>and Other<br>Obligational<br>Authority <sup>1</sup> | Transfers<br>Borrowings<br>and<br>Investment<br>(Net) <sup>2</sup> | Outlays<br>(Net)  | Balances<br>Withdrawn<br>and Other<br>Transactions <sup>3</sup> | Balances, End<br>of Fiscal Year |                    |
|--|---------------------------|-----|-----|------|--|---|--|-------------------|---|---------------------------------|--------------------|
|  | Period of<br>Availability | ATA | AID | MAIN |  |   |  |                   |   |                                 | SUB                |
| Support for U.S. Relocation to Guam Activities, Defense<br>Fund Resources:   |                           |     |     |      |  |   |  |                   |   |                                 |                    |
| Undisbursed Funds  | No Year                   |     | 097 | 8358 | 000                                      | 669,312,962.20  | 383,832,790.19   | 263,577,234.45    | 383,089,480.34  | -----                           | 933,633,506.50     |
| Unrealized Discount on Investments   |                           |     |     |      |  | -18,616,372.45  | -----  | -6,244,804.66     | -----   | -----                           | -24,861,177.11     |
| Investments in US Treasury Securities  |                           |     |     |      |  | 1,515,081,410.04  | -----  | -257,332,429.79   | -----   | -----                           | 1,257,748,980.25   |
| Subtotal   |                           |     | 097 | 8358 | 000                                      | 2,165,777,999.79  | 383,832,790.19   | -----             | 383,089,480.34  | -----                           | 2,166,521,309.64   |
| Total, Trust Funds, Defense Agencies   |                           |     |     |      |  | 3,379,902,690.19  | 521,109,036.35   | -----             | 452,397,985.71  | -----                           | 3,448,613,740.83   |
| Total, Trust Funds   |                           |     |     |      |  | 3,506,218,495.80  | 596,692,335.01   | -----             | 524,062,350.79  | -----                           | 3,578,848,480.02   |
| <b>Deductions for Offsetting Receipts</b>  |                           |     |     |      |  |   |  |                   |   |                                 |                    |
| Proprietary Receipts from the Public   |                           |     |     |      |  | -----   | -1,665,386,304.16  | -----             | -1,665,386,304.16   | -----                           | -----              |
| Intrabudgetary Receipts Deducted by Agency   |                           |     |     |      |  | -----   | 24,562,130.15  | -----             | 24,562,130.15   | -----                           | -----              |
| Offsetting Governmental Receipts   |                           |     |     |      |  | -----   | -1,362,580.80  | -----             | -1,362,580.80   | -----                           | -----              |
| Total, Offsetting Receipts   |                           |     |     |      |  | -----   | -1,642,186,754.81  | -----             | -1,642,186,754.81   | -----                           | -----              |
| Total, Department of Defense--Military Programs  |                           |     |     |      |  | 658,956,129,718.87  | 958,073,028,029.21   | -3,095,130,613.00 | 775,871,949,326.85  | 107,674,415,541.00              | 730,387,662,267.23 |
| <b>Memorandum</b>  |                           |     |     |      |  |   |  |                   |   |                                 |                    |
| <b>Financing Accounts</b>  |                           |     |     |      |  |   |  |                   |   |                                 |                    |
| <b>Public Enterprise Funds</b>   |                           |     |     |      |  |   |  |                   |   |                                 |                    |
| Department of Defense Family Housing Improvement Fund, Direct Loan,<br>Financing Account, Defense<br>Fund Resources:     |                           |     |     |      |  |   |  |                   |   |                                 |                    |
| Undisbursed Funds  | No Year                   |     | 097 | 4166 | 000                                      | -----   | -----  | 41,246,073.04     | 41,246,073.04   | -----                           | -----              |
| Authority to Borrow from the Treasury  |                           |     |     |      |  | 5-----  | -----  | -----             | -----   | -----                           | -----              |
| Subtotal   |                           |     | 097 | 4166 | 000                                      | - 0 -   | -----  | 41,246,073.04     | 41,246,073.04   | -----                           | - 0 -              |
| Department of Defense Family Housing Improvement Fund, Guaranteed<br>Loan, Financing Account, Defense<br>Fund Resources: |                           |     |     |      |  |   |  |                   |   |                                 |                    |
| Undisbursed Funds  | No Year                   |     | 097 | 4167 | 000                                      | 38,513,424.46   | -----  | -----             | 6,739,071.48  | -----                           | 31,774,352.98      |
| Defense Production Act, Direct Loan Financing Account, Defense<br>Fund Resources:  |                           |     |     |      |  |   |  |                   |   |                                 |                    |
| Undisbursed Funds  | No Year                   |     | 097 | 4387 | 000                                      | -----   | -----  | 271,104,691.66    | 271,104,691.66  | -----                           | -----              |
| Authority to Borrow from the Treasury  |                           |     |     |      |  | 5-----  | -----  | -----             | -----   | -----                           | -----              |
| Subtotal   |                           |     | 097 | 4387 | 000                                      | - 0 -   | -----  | 271,104,691.66    | 271,104,691.66  | -----                           | - 0 -              |
| Total, Financing Accounts  |                           |     |     |      |  | 38,513,424.46   | -----  | 312,350,764.70    | 319,089,836.18  | -----                           | 31,774,352.98      |

Footnotes at End of Chapter

## Appropriations, Outlays, and Balances - Continued

### Footnotes

- 1 The amounts in this column, unless otherwise footnoted, represent appropriations, increases and rescissions in borrowing authority or new contract authority. Appropriation accounts with appropriation transfer activity are presented in Table 1 (Appropriations and Appropriation Transfers) at the end of this chapter.
- 2 The amounts in this column, unless otherwise footnoted, represent transfers - other than appropriation transfers, borrowings (gross), investments (net), unrealized discounts or funds held outside the Treasury.
- 3 The amounts in this column, unless otherwise footnoted, represent obligated balances canceled for fiscal year 2018 pursuant to 31 U.S.C. 1553 and adjustments to borrowing and contract authority.
- 4 Subject to disposition by the administrative agency.
- 5 The opening balance(s) of the following account(s) have been adjusted during the current fiscal year and do not agree with last year's closing balance(s):

| <u>Account Symbol: (ATA, AID, POA, MAIN, SUB)</u>      | <u>Adjustment</u> |
|--|-------------------|
| 057 2021 3500 000 - Undi sbursed Funds                 | -\$2,114.88       |
| 021 2021-2023 2020 000 - Undi sbursed Funds            | \$2,005,140.01    |
| 021 2021 2020 000 - Undi sbursed Funds                 | -\$2,005,140.01   |
| 097 2022 0100 000 - Undi sbursed Funds                 | -\$7,000,000.00   |
| 097 2018 0100 000 - Undi sbursed Funds                 | \$12,116.28       |
| 097 X 0100 000 - Undi sbursed Funds                    | \$7,000,000.00    |
| 097 X 4930 001 - Undi sbursed Funds                    | -\$6,904,347.67   |
| 097 X 4930 002 - Undi sbursed Funds                    | \$20,000.00       |
| 097 X 4930 003 - Undi sbursed Funds                    | \$832,824.27      |
| 097 X 4166 000 - Authority to Borrow from the Treasury | -\$28,678,504.69  |
| 097 X 4387 000 - Authority to Borrow from the Treasury | -\$793,313,909.00 |

- 6 Includes \$120,550.73 which represents payment for obligations of a closed account.
- 7 Includes \$11,291.22 which represents payment for obligations of a closed account.
- 8 Includes \$123,635.27 which represents payment for obligations of a closed account.
- 9 Includes \$11,482.25 which represents payment for obligations of a closed account.
- 10 Includes \$.80 which represents payment for obligations of a closed account.
- 11 Includes \$45,882.18 which represents payment for obligations of a closed account.
- 12 Represents capital transfer to miscellaneous receipts.
- 13 Includes \$28,207,011.89 which represents payment for obligations of a closed account.
- 14 Includes \$4,746,158.17 which represents payment for obligations of a closed account.
- 15 Includes \$466.20 which represents payment for obligations of a closed account.
- 16 Includes \$214,808.91 which represents payment for obligations of a closed account.
- 17 Includes \$497,663.12 which represents payment for obligations of a closed account.
- 18 Includes \$13,569.09 which represents payment for obligations of a closed account.
- 19 Includes \$1,555.19 which represents payment for obligations of a closed account.
- 20 Includes \$18,727.68 which represents payment for obligations of a closed account.
- 21 Includes \$1,127,840.70 which represents payment for obligations of a closed account.
- 22 Includes \$51,745.58 which represents payment for obligations of a closed account.
- 23 Includes \$7,020,032.20 which represents payment for obligations of a closed account.
- 24 Includes \$1,904,819.32 which represents payment for obligations of a closed account.
- 25 Includes \$399,082.15 which represents payment for obligations of a closed account.

---

Footnotes

---

- 26 Includes \$1,091,170.10 which represents payment for obligations of a closed account.
- 27 Includes \$307.35 which represents payment for obligations of a closed account.
- 28 Pursuant to Public Law # 106-377, 114 Stat. 1441A-44, the balance for this account has been extended beyond the normal period of availability to liquidate obligations.
- 29 Pursuant to Public Law # 105-262, 112 Stat. 2320 Sec. 8100, the balance for this account has been extended beyond the normal period of availability to liquidate obligations.
- 30 Pursuant to Public Law # 104-208, 110 Stat. 3009-112 Sec. 8112, the balance for this account has been extended beyond the normal period of availability to liquidate obligations.
- 31 Includes \$116.32 which represents payment for obligations of a closed account.
- 32 Includes \$2,645,015.14 which represents payment for obligations of a closed account.
- 33 Includes \$64,665.17 which represents payment for obligations of a closed account.
- 34 Includes \$2,314.11 which represents payment for obligations of a closed account.
- 35 Includes \$772,587.57 which represents payment for obligations of a closed account.
- 36 Includes \$20,796,246.12 which represents payment for obligations of a closed account.
- 37 Includes \$1,150,057.70 which represents payment for obligations of a closed account.
- 38 Represents new contract authority.



## Appropriations, Outlays, and Balances - Continued

### Footnotes

Table 1 - Appropriations and Appropriation Transfers - Department of Defense--Military Programs

| AID | ATA | Period of Availability | MAIN | Net Appropriations and Appropriation Transfers | Appropriation Amount | Net Appropriation Transfers | AID Involved | ATA Involved | Period of Availability Involved | MAIN Involved | Amount From or To (-) |
|-----|-----|------------------------|------|--|----------------------|-----------------------------|--------------|--------------|---------------------------------|---------------|-----------------------|
| 017 |     | X                      | 0810 | 0.00   | 400,113,000.00       | -400,113,000.00             | 017          |              | 23                              | 1804          | -400,113,000.00       |
| 017 |     | 23                     | 1105 | 15,208,295,000.00                              | 14,999,277,000.00    | 209,018,000.00              | 017          |              | 23                              | 1106          | 15,000,000.00         |
|     |     |                        |      |  |                      |                             | 017          |              | 2324                            | 1319          | 14,000,000.00         |
|     |     |                        |      |  |                      |                             | 017          |              | 23                              | 1453          | 13,432,000.00         |
|     |     |                        |      |  |                      |                             | 017          |              | 23                              | 1804          | 164,254,000.00        |
|     |     |                        |      |  |                      |                             | 097          |              | 23                              | 0105          | 2,332,000.00          |
| 017 |     | X                      | 1106 | 19,097,192.00                                  | 0.00                 | 19,097,192.00               | 011          |              | X                               | 5512          | 19,097,192.00         |
| 017 |     | 23                     | 1106 | 9,924,352,000.00                               | 9,906,523,000.00     | 17,829,000.00               | 017          |              | 23                              | 1105          | -15,000,000.00        |
|     |     |                        |      |  |                      |                             | 017          |              | 2324                            | 1319          | 999,000.00            |
|     |     |                        |      |  |                      |                             | 017          |              | 23                              | 1804          | 14,605,000.00         |
|     |     |                        |      |  |                      |                             | 097          |              | 23                              | 0100          | -504,000.00           |
|     |     |                        |      |  |                      |                             | 097          |              | 2324                            | 0100          | 14,509,000.00         |
|     |     |                        |      |  |                      |                             | 097          |              | 23                              | 0105          | 3,220,000.00          |
| 017 |     | 23                     | 1107 | 344,632,000.00                                 | 347,633,000.00       | -3,001,000.00               | 097          |              | 23                              | 0100          | -3,103,000.00         |
|     |     |                        |      |  |                      |                             | 097          |              | 23                              | 0105          | 102,000.00            |
| 017 |     | 23                     | 1108 | 879,939,000.00                                 | 826,712,000.00       | 53,227,000.00               | 017          |              | 2324                            | 1319          | 52,100,000.00         |
|     |     |                        |      |  |                      |                             | 097          |              | 23                              | 0100          | 1,127,000.00          |
| 017 |     | X                      | 1109 | 3,728,750.00                                   | 0.00                 | 3,728,750.00                | 011          |              | X                               | 5512          | 3,728,750.00          |
| 017 |     | 23                     | 1109 | 7,611,000.00                                   | 0.00                 | 7,611,000.00                | 097          |              | 23                              | 0300          | 7,611,000.00          |
| 017 |     | 2325                   | 1109 | 4,194,075,450.00                               | 3,669,510,000.00     | 524,565,450.00              | 017          |              | 23                              | 1453          | -65,285,000.00        |
|     |     |                        |      |  |                      |                             | 021          |              | 2325                            | 2035          | -8,885,000.00         |
|     |     |                        |      |  |                      |                             | 097          |              | 2324                            | 0100          | 598,735,450.00        |
| 017 |     | X                      | 1319 | 201,006,853.00                                 | 0.00                 | 201,006,853.00              | 011          |              | X                               | 5512          | 201,006,853.00        |
| 017 |     | 23                     | 1319 | 3,070,000.00                                   | 0.00                 | 3,070,000.00                | 097          |              | 23                              | 0300          | 3,070,000.00          |
| 017 |     | 2324                   | 1319 | 25,909,603,975.00                              | 26,044,273,975.00    | -134,670,000.00             | 017          |              | 23                              | 1105          | -14,000,000.00        |
|     |     |                        |      |  |                      |                             | 017          |              | 23                              | 1106          | -999,000.00           |
|     |     |                        |      |  |                      |                             | 017          |              | 23                              | 1108          | -52,100,000.00        |
|     |     |                        |      |  |                      |                             | 017          |              | 23                              | 1453          | -1,484,000.00         |
|     |     |                        |      |  |                      |                             | 017          |              | 23                              | 1804          | -32,429,000.00        |
|     |     |                        |      |  |                      |                             | 017          |              | 2325                            | 1810          | 5,000,000.00          |
|     |     |                        |      |  |                      |                             | 021          |              | 23                              | 2020          | -47,852,000.00        |
|     |     |                        |      |  |                      |                             | 021          |              | 2324                            | 2040          | 2,500,000.00          |

Appropriations, Outlays, and Balances - Continued

Footnotes

Table 1 - Appropriations and Appropriation Transfers - Department of Defense--Military Programs

| AID | ATA | Period of Availability | MAIN | Net Appropriations and Appropriation Transfers | Appropriation Amount | Net Appropriation Transfers | AID Involved | ATA Involved | Period of Availability Involved | MAIN Involved | Amount From or To (-) |
|-----|-----|------------------------|------|--|----------------------|-----------------------------|--------------|--------------|---------------------------------|---------------|-----------------------|
|     |     |                        |      |  |                      |                             | 057          |              | 2324                            | 3600          | 2,500,000.00          |
|     |     |                        |      |  |                      |                             | 097          |              | 23                              | 0100          | 6,194,000.00          |
|     |     |                        |      |  |                      |                             | 097          |              | 2324                            | 0400          | -2,000,000.00         |
| 017 |     | 23                     | 1405 | 2,406,713,000.00                               | 2,400,831,000.00     | 5,882,000.00                | 097          |              | 23                              | 0100          | 1,083,000.00          |
|     |     |                        |      |  |                      |                             | 097          |              | 23                              | 0105          | 4,799,000.00          |
| 017 |     | 23                     | 1453 | 36,627,782,000.00                              | 36,588,218,000.00    | 39,564,000.00               | 017          |              | 23                              | 1105          | -13,432,000.00        |
|     |     |                        |      |  |                      |                             | 017          |              | 2325                            | 1109          | 65,285,000.00         |
|     |     |                        |      |  |                      |                             | 017          |              | 2324                            | 1319          | 1,484,000.00          |
|     |     |                        |      |  |                      |                             | 017          |              | 23                              | 1804          | -14,272,000.00        |
|     |     |                        |      |  |                      |                             | 097          |              | 23                              | 0105          | 499,000.00            |
| 017 |     | X                      | 1506 | 53,894,985.00                                  | 0.00                 | 53,894,985.00               | 011          |              | X                               | 5512          | 53,894,985.00         |
| 017 |     | 23                     | 1506 | 6,593,000.00                                   | 0.00                 | 6,593,000.00                | 097          |              | 23                              | 0300          | 6,593,000.00          |
| 017 |     | 2325                   | 1506 | 18,976,416,000.00                              | 19,031,864,000.00    | -55,448,000.00              | 021          |              | 23                              | 2010          | -55,448,000.00        |
| 017 |     | 2325                   | 1507 | 4,903,113,000.00                               | 4,823,113,000.00     | 80,000,000.00               | 097          |              | 2324                            | 0100          | 80,000,000.00         |
| 017 |     | 2325                   | 1508 | 1,484,862,942.00                               | 920,884,000.00       | 563,978,942.00              | 017          |              | 23                              | 1804          | -10,000,000.00        |
|     |     |                        |      |  |                      |                             | 097          |              | 2324                            | 0100          | 573,978,942.00        |
| 017 |     | 23                     | 1611 | 1,845,902,769.00                               | 1,312,646,000.00     | 533,256,769.00              | 097          |              | 23                              | 0300          | 533,256,769.00        |
| 017 |     | 2327                   | 1611 | 24,784,702,000.00                              | 30,642,478,000.00    | -5,857,776,000.00           | 017          |              | 2327                            | 1612          | -5,857,776,000.00     |
| 017 |     | 2327                   | 1612 | 5,857,776,000.00                               | 0.00                 | 5,857,776,000.00            | 017          |              | 2327                            | 1611          | 5,857,776,000.00      |
| 017 |     | X                      | 1804 | 608,507,867.00                                 | 589,325,000.00       | 19,182,867.00               | 011          |              | X                               | 5512          | 19,182,867.00         |
| 017 |     | 23                     | 1804 | 69,514,519,000.00                              | 68,984,096,000.00    | 530,423,000.00              | 017          |              | X                               | 0810          | 400,113,000.00        |
|     |     |                        |      |  |                      |                             | 017          |              | 23                              | 1105          | -164,254,000.00       |
|     |     |                        |      |  |                      |                             | 017          |              | 23                              | 1106          | -14,605,000.00        |
|     |     |                        |      |  |                      |                             | 017          |              | 2324                            | 1319          | 32,429,000.00         |
|     |     |                        |      |  |                      |                             | 017          |              | 23                              | 1453          | 14,272,000.00         |
|     |     |                        |      |  |                      |                             | 017          |              | 2325                            | 1508          | 10,000,000.00         |
|     |     |                        |      |  |                      |                             | 017          |              | 2328                            | 4557          | -94,607,000.00        |
|     |     |                        |      |  |                      |                             | 021          |              | 23                              | 2010          | -12,282,000.00        |
|     |     |                        |      |  |                      |                             | 021          |              | 2325                            | 2035          | -5,000,000.00         |
|     |     |                        |      |  |                      |                             | 017          | 069          | 23                              | 1804          | -3,900,000.00         |
|     |     |                        |      |  |                      |                             | 097          |              | 23                              | 0100          | 10,812,000.00         |
|     |     |                        |      |  |                      |                             | 097          |              | 2324                            | 0100          | 225,566,000.00        |

## Appropriations, Outlays, and Balances - Continued

### Footnotes

Table 1 - Appropriations and Appropriation Transfers - Department of Defense--Military Programs

| AID | ATA | Period of Availability | MAIN | Net Appropriations and Appropriation Transfers | Appropriation Amount | Net Appropriation Transfers | AID Involved | ATA Involved | Period of Availability Involved | MAIN Involved | Amount From or To (-) |
|-----|-----|------------------------|------|--|----------------------|-----------------------------|--------------|--------------|---------------------------------|---------------|-----------------------|
|     |     |                        |      |  |                      |                             | 097          |              | 23                              | 0105          | 136,879,000.00        |
|     |     |                        |      |  |                      |                             | 097          |              | 2324                            | 0400          | -5,000,000.00         |
| 017 |     | 23                     | 1806 | 1,278,189,000.00                               | 1,278,050,000.00     | 139,000.00                  | 097          |              | 23                              | 0105          | 139,000.00            |
| 017 |     | X                      | 1810 | 38,643,851.00                                  | 0.00                 | 38,643,851.00               | 011          |              | X                               | 5512          | 38,643,851.00         |
| 017 |     | 2325                   | 1810 | 12,136,420,000.00                              | 12,140,760,000.00    | -4,340,000.00               | 017          |              | 2324                            | 1319          | -5,000,000.00         |
|     |     |                        |      |  |                      |                             | 021          |              | 23                              | 2010          | -28,133,000.00        |
|     |     |                        |      |  |                      |                             | 021          |              | 23                              | 2020          | -1,867,000.00         |
|     |     |                        |      |  |                      |                             | 097          |              | 2324                            | 0100          | 7,071,000.00          |
|     |     |                        |      |  |                      |                             | 097          |              | 23                              | 0105          | 23,589,000.00         |
| 017 |     | 2328                   | 4557 | 94,607,000.00                                  | 0.00                 | 94,607,000.00               | 017          |              | 23                              | 1804          | 94,607,000.00         |
| 021 |     | X                      | 0810 | 0.00   | 324,500,000.00       | -324,500,000.00             | 021          |              | 23                              | 2020          | -324,500,000.00       |
| 021 |     | 23                     | 2010 | 50,353,602,000.00                              | 49,672,639,000.00    | 680,963,000.00              | 017          |              | 2325                            | 1506          | 55,448,000.00         |
|     |     |                        |      |  |                      |                             | 017          |              | 23                              | 1804          | 12,282,000.00         |
|     |     |                        |      |  |                      |                             | 017          |              | 2325                            | 1810          | 28,133,000.00         |
|     |     |                        |      |  |                      |                             | 021          |              | 23                              | 2020          | 360,238,000.00        |
|     |     |                        |      |  |                      |                             | 021          |              | 2325                            | 2031          | 23,489,000.00         |
|     |     |                        |      |  |                      |                             | 021          |              | 2325                            | 2034          | 2,962,000.00          |
|     |     |                        |      |  |                      |                             | 021          |              | 2325                            | 2035          | 10,000,000.00         |
|     |     |                        |      |  |                      |                             | 021          |              | 2324                            | 2040          | 40,391,000.00         |
|     |     |                        |      |  |                      |                             | 021          |              | 23                              | 2065          | 20,000,000.00         |
|     |     |                        |      |  |                      |                             | 057          |              | 2325                            | 3010          | 57,074,000.00         |
|     |     |                        |      |  |                      |                             | 057          |              | 2325                            | 3080          | 19,725,000.00         |
|     |     |                        |      |  |                      |                             | 057          |              | 2324                            | 3600          | 48,921,000.00         |
|     |     |                        |      |  |                      |                             | 097          |              | 2324                            | 0100          | 2,300,000.00          |
| 021 |     | X                      | 2020 | 182,609,151.00                                 | 158,967,374.00       | 23,641,777.00               | 011          |              | X                               | 5512          | 23,641,777.00         |
| 021 |     | 23                     | 2020 | 62,949,727,518.00                              | 62,331,216,018.00    | 618,511,500.00              | 017          |              | 2324                            | 1319          | 47,852,000.00         |
|     |     |                        |      |  |                      |                             | 017          |              | 2325                            | 1810          | 1,867,000.00          |
|     |     |                        |      |  |                      |                             | 021          |              | X                               | 0810          | 324,500,000.00        |
|     |     |                        |      |  |                      |                             | 021          |              | 23                              | 2010          | -360,238,000.00       |
|     |     |                        |      |  |                      |                             | 021          |              | 23                              | 2065          | -3,846,000.00         |
|     |     |                        |      |  |                      |                             | 057          |              | 2325                            | 3022          | 22,000,000.00         |
|     |     |                        |      |  |                      |                             | 057          |              | 2325                            | 3080          | 3,980,000.00          |

Appropriations, Outlays, and Balances - Continued

Footnotes

Table 1 - Appropriations and Appropriation Transfers - Department of Defense--Military Programs

| AID | ATA | Period of Availability | MAIN | Net Appropriations and Appropriation Transfers | Appropriation Amount | Net Appropriation Transfers | AID Involved | ATA Involved | Period of Availability Involved | MAIN Involved | Amount From or To (-) |
|-----|-----|------------------------|------|--|----------------------|-----------------------------|--------------|--------------|---------------------------------|---------------|-----------------------|
|     |     |                        |      |  |                      |                             | 097          |              | 23                              | 0100          | 80,678,000.00         |
|     |     |                        |      |  |                      |                             | 097          |              | 2324                            | 0100          | 11,581,500.00         |
|     |     |                        |      |  |                      |                             | 097          |              | 23                              | 0105          | 198,557,000.00        |
|     |     |                        |      |  |                      |                             | 097          |              | X                               | 0811          | 291,580,000.00        |
| 021 |     | X                      | 2031 | 5,843,928.00                                   | 0.00                 | 5,843,928.00                | 011          |              | X                               | 5512          | 5,843,928.00          |
| 021 |     | 23                     | 2031 | 93,894,340.00                                  | 0.00                 | 93,894,340.00               | 097          |              | 23                              | 0300          | 93,894,340.00         |
| 021 |     | 2325                   | 2031 | 3,822,843,000.00                               | 3,847,834,000.00     | -24,991,000.00              | 021          |              | 23                              | 2010          | -23,489,000.00        |
|     |     |                        |      |  |                      |                             | 021          |              | 2325                            | 2035          | -32,000.00            |
|     |     |                        |      |  |                      |                             | 097          |              | 2324                            | 0100          | 545,000.00            |
|     |     |                        |      |  |                      |                             | 097          |              | 2324                            | 0400          | -2,015,000.00         |
| 021 |     | 2325                   | 2032 | 7,897,193,200.00                               | 4,652,853,000.00     | 3,244,340,200.00            | 097          |              | 2324                            | 0100          | 3,244,340,200.00      |
| 021 |     | 23                     | 2033 | 70,600,000.00                                  | 0.00                 | 70,600,000.00               | 097          |              | 23                              | 0300          | 70,600,000.00         |
| 021 |     | 2325                   | 2033 | 7,423,812,668.00                               | 4,505,157,000.00     | 2,918,655,668.00            | 021          |              | 2325                            | 2035          | 3,000,000.00          |
|     |     |                        |      |  |                      |                             | 021          |              | 23                              | 2060          | -27,510,000.00        |
|     |     |                        |      |  |                      |                             | 097          |              | 2324                            | 0100          | 2,943,165,668.00      |
| 021 |     | 23                     | 2034 | 7,801,000.00                                   | 0.00                 | 7,801,000.00                | 097          |              | 23                              | 0300          | 7,801,000.00          |
| 021 |     | 2325                   | 2034 | 6,653,554,039.00                               | 3,997,120,000.00     | 2,656,434,039.00            | 021          |              | 23                              | 2010          | -2,962,000.00         |
|     |     |                        |      |  |                      |                             | 021          |              | 23                              | 2060          | -9,738,000.00         |
|     |     |                        |      |  |                      |                             | 021          |              | 23                              | 2065          | -9,800,000.00         |
|     |     |                        |      |  |                      |                             | 021          |              | 23                              | 2080          | -13,000,000.00        |
|     |     |                        |      |  |                      |                             | 097          |              | 2324                            | 0100          | 2,691,934,039.00      |
| 021 |     | X                      | 2035 | 22,010,819.00                                  | 0.00                 | 22,010,819.00               | 011          |              | X                               | 5512          | 22,010,819.00         |
| 021 |     | 23                     | 2035 | 12,889,000.00                                  | 0.00                 | 12,889,000.00               | 097          |              | 23                              | 0300          | 12,889,000.00         |
| 021 |     | 2325                   | 2035 | 8,892,128,000.00                               | 8,678,038,000.00     | 214,090,000.00              | 017          |              | 2325                            | 1109          | 8,885,000.00          |
|     |     |                        |      |  |                      |                             | 017          |              | 23                              | 1804          | 5,000,000.00          |
|     |     |                        |      |  |                      |                             | 021          |              | 23                              | 2010          | -10,000,000.00        |
|     |     |                        |      |  |                      |                             | 021          |              | 2325                            | 2031          | 32,000.00             |
|     |     |                        |      |  |                      |                             | 021          |              | 2325                            | 2033          | -3,000,000.00         |
|     |     |                        |      |  |                      |                             | 021          |              | 23                              | 2060          | -140,002,000.00       |
|     |     |                        |      |  |                      |                             | 021          |              | 23                              | 2065          | -3,672,000.00         |
|     |     |                        |      |  |                      |                             | 097          |              | 2324                            | 0100          | 352,692,000.00        |
|     |     |                        |      |  |                      |                             | 097          |              | 23                              | 0105          | 4,155,000.00          |

## Appropriations, Outlays, and Balances - Continued

### Footnotes

Table 1 - Appropriations and Appropriation Transfers - Department of Defense--Military Programs

| AID | ATA | Period of Availability | MAIN | Net Appropriations and Appropriation Transfers | Appropriation Amount | Net Appropriation Transfers | AID Involved | ATA Involved | Period of Availability Involved | MAIN Involved | Amount From or To (-) |
|-----|-----|------------------------|------|--|----------------------|-----------------------------|--------------|--------------|---------------------------------|---------------|-----------------------|
| 021 |     | X                      | 2040 | 21,730,000.00                                  | 0.00                 | 21,730,000.00               | 011          |              | X                               | 5512          | 21,730,000.00         |
| 021 |     | 23                     | 2040 | 17,600,350.00                                  | 0.00                 | 17,600,350.00               | 097          |              | 23                              | 0300          | 17,600,350.00         |
| 021 |     | 2324                   | 2040 | 17,043,594,685.00                              | 17,151,220,685.00    | -107,626,000.00             | 017          |              | 2324                            | 1319          | -2,500,000.00         |
|     |     |                        |      |  |                      |                             | 021          |              | 23                              | 2010          | -40,391,000.00        |
|     |     |                        |      |  |                      |                             | 021          |              | 23                              | 2060          | -25,750,000.00        |
|     |     |                        |      |  |                      |                             | 021          |              | 23                              | 2070          | -54,000,000.00        |
|     |     |                        |      |  |                      |                             | 097          |              | 2324                            | 0400          | 15,015,000.00         |
| 021 |     | 23                     | 2060 | 9,634,388,000.00                               | 9,232,554,000.00     | 401,834,000.00              | 021          |              | 2325                            | 2033          | 27,510,000.00         |
|     |     |                        |      |  |                      |                             | 021          |              | 2325                            | 2034          | 9,738,000.00          |
|     |     |                        |      |  |                      |                             | 021          |              | 2325                            | 2035          | 140,002,000.00        |
|     |     |                        |      |  |                      |                             | 021          |              | 2324                            | 2040          | 25,750,000.00         |
|     |     |                        |      |  |                      |                             | 097          |              | 23                              | 0100          | 1,955,000.00          |
| 021 |     | 23                     | 2065 | 8,324,110,000.00                               | 8,315,759,000.00     | 8,351,000.00                | 097          |              | 23                              | 0105          | 196,879,000.00        |
|     |     |                        |      |  |                      |                             | 021          |              | 23                              | 2010          | -20,000,000.00        |
|     |     |                        |      |  |                      |                             | 021          |              | 23                              | 2020          | 3,846,000.00          |
|     |     |                        |      |  |                      |                             | 021          |              | 2325                            | 2034          | 9,800,000.00          |
|     |     |                        |      |  |                      |                             | 021          |              | 2325                            | 2035          | 3,672,000.00          |
|     |     |                        |      |  |                      |                             | 097          |              | 23                              | 0100          | -6,949,000.00         |
|     |     |                        |      |  |                      |                             | 097          |              | 23                              | 0105          | 17,982,000.00         |
| 021 |     | 23                     | 2070 | 5,275,906,000.00                               | 5,212,834,000.00     | 63,072,000.00               | 021          |              | 2324                            | 2040          | 54,000,000.00         |
|     |     |                        |      |  |                      |                             | 097          |              | 23                              | 0100          | 2,718,000.00          |
|     |     |                        |      |  |                      |                             | 097          |              | 23                              | 0105          | 6,354,000.00          |
| 021 |     | 23                     | 2080 | 3,221,485,000.00                               | 3,213,220,000.00     | 8,265,000.00                | 021          |              | 2325                            | 2034          | 13,000,000.00         |
|     |     |                        |      |  |                      |                             | 097          |              | 23                              | 0100          | -7,396,000.00         |
|     |     |                        |      |  |                      |                             | 097          |              | 23                              | 0105          | 2,661,000.00          |
| 057 |     | 2327                   | 0740 | 249,710,000.00                                 | 251,588,000.00       | -1,878,000.00               | 097          |              | X                               | 0834          | -1,878,000.00         |
| 057 |     | X                      | 0810 | 0.00   | 573,810,000.00       | -573,810,000.00             | 057          |              | 23                              | 3400          | -573,810,000.00       |
| 057 |     | 23                     | 3010 | 222,906,000.00                                 | 0.00                 | 222,906,000.00              | 097          |              | 23                              | 0300          | 222,906,000.00        |
| 057 |     | 2325                   | 3010 | 22,055,687,912.00                              | 22,196,174,912.00    | -140,487,000.00             | 021          |              | 23                              | 2010          | -57,074,000.00        |
|     |     |                        |      |  |                      |                             | 057          |              | 2325                            | 3080          | -30,217,000.00        |
|     |     |                        |      |  |                      |                             | 057          |              | 23                              | 3400          | -49,416,000.00        |
|     |     |                        |      |  |                      |                             | 057          |              | 23                              | 3500          | -39,000,000.00        |

Appropriations, Outlays, and Balances - Continued

Footnotes

Table 1 - Appropriations and Appropriation Transfers - Department of Defense--Military Programs

| AID | ATA | Period of Availability | MAIN | Net Appropriations and Appropriation Transfers | Appropriation Amount | Net Appropriation Transfers | AID Involved | ATA Involved | Period of Availability Involved | MAIN Involved | Amount From or To (-) |
|-----|-----|------------------------|------|--|----------------------|-----------------------------|--------------|--------------|---------------------------------|---------------|-----------------------|
|     |     |                        |      |  |                      |                             | 057          |              | 2324                            | 3600          | 8,313,000.00          |
|     |     |                        |      |  |                      |                             | 097          |              | 23                              | 0105          | 28,000,000.00         |
|     |     |                        |      |  |                      |                             | 097          |              | 2325                            | 0300          | -810,000.00           |
|     |     |                        |      |  |                      |                             | 097          |              | 2324                            | 0400          | -283,000.00           |
| 057 |     | 2325                   | 3011 | 838,984,049.00                                 | 857,200,049.00       | -18,216,000.00              | 057          |              | 2325                            | 3080          | -18,216,000.00        |
| 057 |     | 23                     | 3020 | 13,550,000.00                                  | 0.00                 | 13,550,000.00               | 097          |              | 23                              | 0300          | 13,550,000.00         |
| 057 |     | 2325                   | 3020 | 3,265,933,673.00                               | 2,999,293,673.00     | 266,640,000.00              | 097          |              | 2324                            | 0100          | 266,640,000.00        |
| 057 |     | 2325                   | 3022 | 4,065,744,797.00                               | 4,461,457,797.00     | -395,713,000.00             | 021          |              | 23                              | 2020          | -22,000,000.00        |
|     |     |                        |      |  |                      |                             | 057          |              | 23                              | 3410          | -34,000,000.00        |
|     |     |                        |      |  |                      |                             | 057          |              | 2324                            | 3620          | -339,713,000.00       |
| 057 |     | X                      | 3080 | 5,495,000.00                                   | 0.00                 | 5,495,000.00                | 011          |              | X                               | 5512          | 5,495,000.00          |
| 057 |     | 23                     | 3080 | 8,512,690.00                                   | 0.00                 | 8,512,690.00                | 097          |              | 23                              | 0300          | 8,512,690.00          |
| 057 |     | 2325                   | 3080 | 29,404,100,977.00                              | 29,187,005,977.00    | 217,095,000.00              | 021          |              | 23                              | 2010          | -19,725,000.00        |
|     |     |                        |      |  |                      |                             | 021          |              | 23                              | 2020          | -3,980,000.00         |
|     |     |                        |      |  |                      |                             | 057          |              | 2325                            | 3010          | 30,217,000.00         |
|     |     |                        |      |  |                      |                             | 057          |              | 2325                            | 3011          | 18,216,000.00         |
|     |     |                        |      |  |                      |                             | 057          |              | 23                              | 3400          | 42,456,000.00         |
|     |     |                        |      |  |                      |                             | 057          |              | 2324                            | 3600          | 132,433,000.00        |
|     |     |                        |      |  |                      |                             | 057          |              | 23                              | 3740          | -1,899,000.00         |
|     |     |                        |      |  |                      |                             | 057          |              | 23                              | 3840          | -1,623,000.00         |
|     |     |                        |      |  |                      |                             | 097          |              | 23                              | 0100          | 21,000,000.00         |
| 057 |     | X                      | 3400 | 24,119,760.00                                  | 0.00                 | 24,119,760.00               | 011          |              | X                               | 5512          | 24,119,760.00         |
| 057 |     | 23                     | 3400 | 61,736,480,569.00                              | 61,013,336,569.00    | 723,144,000.00              | 057          |              | X                               | 0810          | 573,810,000.00        |
|     |     |                        |      |  |                      |                             | 057          |              | 2325                            | 3010          | 49,416,000.00         |
|     |     |                        |      |  |                      |                             | 057          |              | 2325                            | 3080          | -42,456,000.00        |
|     |     |                        |      |  |                      |                             | 057          |              | 23                              | 3500          | -41,000,000.00        |
|     |     |                        |      |  |                      |                             | 057          |              | 2324                            | 3600          | 900,000.00            |
|     |     |                        |      |  |                      |                             | 057          | 069          | 23                              | 3400          | -22,808,000.00        |
|     |     |                        |      |  |                      |                             | 097          |              | 23                              | 0100          | 20,798,000.00         |
|     |     |                        |      |  |                      |                             | 097          |              | 2324                            | 0100          | 4,267,000.00          |
|     |     |                        |      |  |                      |                             | 097          |              | 23                              | 0105          | 180,217,000.00        |
| 057 |     | 23                     | 3410 | 4,122,638,622.00                               | 4,088,638,622.00     | 34,000,000.00               | 057          |              | 2325                            | 3022          | 34,000,000.00         |

## Appropriations, Outlays, and Balances - Continued

### Footnotes

Table 1 - Appropriations and Appropriation Transfers - Department of Defense--Military Programs

| AID | ATA | Period of Availability | MAIN | Net Appropriations and Appropriation Transfers | Appropriation Amount | Net Appropriation Transfers | AID Involved | ATA Involved | Period of Availability Involved | MAIN Involved | Amount From or To (-) |
|-----|-----|------------------------|------|--|----------------------|-----------------------------|--------------|--------------|---------------------------------|---------------|-----------------------|
| 057 |     | 23                     | 3500 | 35,492,044,000.00                              | 35,283,159,000.00    | 208,885,000.00              | 057          |              | 2325                            | 3010          | 39,000,000.00         |
|     |     |                        |      |  |                      |                             | 057          |              | 23                              | 3400          | 41,000,000.00         |
|     |     |                        |      |  |                      |                             | 057          |              | 2324                            | 3600          | 80,227,000.00         |
|     |     |                        |      |  |                      |                             | 057          |              | 23                              | 3700          | 36,553,000.00         |
|     |     |                        |      |  |                      |                             | 057          |              | 23                              | 3840          | 10,000,000.00         |
|     |     |                        |      |  |                      |                             | 097          |              | 2324                            | 0100          | 2,105,000.00          |
| 057 |     | X                      | 3600 | 75,702,155.00                                  | 0.00                 | 75,702,155.00               | 011          |              | X                               | 5512          | 75,702,155.00         |
| 057 |     | 23                     | 3600 | 23,656,850.00                                  | 0.00                 | 23,656,850.00               | 097          |              | 23                              | 0300          | 23,656,850.00         |
| 057 |     | 2324                   | 3600 | 44,915,581,661.00                              | 45,198,829,661.00    | -283,248,000.00             | 017          |              | 2324                            | 1319          | -2,500,000.00         |
|     |     |                        |      |  |                      |                             | 021          |              | 23                              | 2010          | -48,921,000.00        |
|     |     |                        |      |  |                      |                             | 057          |              | 2325                            | 3010          | -8,313,000.00         |
|     |     |                        |      |  |                      |                             | 057          |              | 2325                            | 3080          | -132,433,000.00       |
|     |     |                        |      |  |                      |                             | 057          |              | 23                              | 3400          | -900,000.00           |
|     |     |                        |      |  |                      |                             | 057          |              | 23                              | 3500          | -80,227,000.00        |
|     |     |                        |      |  |                      |                             | 057          |              | 2324                            | 3620          | -10,000,000.00        |
|     |     |                        |      |  |                      |                             | 057          |              | 23                              | 3740          | -2,500,000.00         |
|     |     |                        |      |  |                      |                             | 467          |              | 23                              | 0401          | -2,974,000.00         |
|     |     |                        |      |  |                      |                             | 097          |              | 23                              | 0105          | 17,527,000.00         |
|     |     |                        |      |  |                      |                             | 097          |              | 2324                            | 0130          | 4,000,000.00          |
|     |     |                        |      |  |                      |                             | 097          |              | 2324                            | 0400          | -16,007,000.00        |
| 057 |     | 23                     | 3620 | 30,560,000.00                                  | 0.00                 | 30,560,000.00               | 097          |              | 23                              | 0300          | 30,560,000.00         |
| 057 |     | 2324                   | 3620 | 16,965,676,429.00                              | 16,615,963,429.00    | 349,713,000.00              | 057          |              | 2325                            | 3022          | 339,713,000.00        |
|     |     |                        |      |  |                      |                             | 057          |              | 2324                            | 3600          | 10,000,000.00         |
| 057 |     | 23                     | 3700 | 2,427,562,000.00                               | 2,457,519,000.00     | -29,957,000.00              | 057          |              | 23                              | 3500          | -36,553,000.00        |
|     |     |                        |      |  |                      |                             | 097          |              | 23                              | 0100          | 2,438,000.00          |
|     |     |                        |      |  |                      |                             | 097          |              | 23                              | 0105          | 4,158,000.00          |
| 057 |     | 23                     | 3740 | 3,706,746,000.00                               | 3,700,800,000.00     | 5,946,000.00                | 057          |              | 2325                            | 3080          | 1,899,000.00          |
|     |     |                        |      |  |                      |                             | 057          |              | 2324                            | 3600          | 2,500,000.00          |
|     |     |                        |      |  |                      |                             | 097          |              | 23                              | 0105          | 1,547,000.00          |
| 057 |     | 23                     | 3840 | 7,288,183,000.00                               | 7,382,079,000.00     | -93,896,000.00              | 057          |              | 2325                            | 3080          | 1,623,000.00          |
|     |     |                        |      |  |                      |                             | 057          |              | 23                              | 3500          | -10,000,000.00        |
|     |     |                        |      |  |                      |                             | 057          |              | 23                              | 3850          | -70,000,000.00        |

Appropriations, Outlays, and Balances - Continued

Footnotes

Table 1 - Appropriations and Appropriation Transfers - Department of Defense--Military Programs

| AID | ATA | Period of Availability | MAIN | Net Appropriations and Appropriation Transfers | Appropriation Amount | Net Appropriation Transfers | AID Involved | ATA Involved | Period of Availability Involved | MAIN Involved | Amount From or To (-) |
|-----|-----|------------------------|------|--|----------------------|-----------------------------|--------------|--------------|---------------------------------|---------------|-----------------------|
|     |     |                        |      |  |                      |                             | 097          |              | 23                              | 0100          | -17,484,000.00        |
|     |     |                        |      |  |                      |                             | 097          |              | 23                              | 0105          | 1,965,000.00          |
| 057 |     | 23                     | 3850 | 5,045,489,000.00                               | 4,913,538,000.00     | 131,951,000.00              | 057          |              | 23                              | 3840          | 70,000,000.00         |
|     |     |                        |      |  |                      |                             | 097          |              | 23                              | 0100          | 6,175,000.00          |
|     |     |                        |      |  |                      |                             | 097          |              | 23                              | 0105          | 55,776,000.00         |
| 017 | 069 | 23                     | 1804 | 3,900,000.00                                   | 0.00                 | 3,900,000.00                | 017          |              | 23                              | 1804          | 3,900,000.00          |
| 057 | 069 | 23                     | 3400 | 22,808,000.00                                  | 0.00                 | 22,808,000.00               | 057          |              | 23                              | 3400          | 22,808,000.00         |
| 097 |     | X                      | 0100 | 757,171,975.00                                 | 735,571,000.00       | 21,600,975.00               | 011          |              | X                               | 5512          | 24,600,975.00         |
|     |     |                        |      |  |                      |                             | 097          |              | 2324                            | 0100          | -3,000,000.00         |
| 097 |     | 23                     | 0100 | 47,764,090,003.00                              | 61,373,442,003.00    | -13,609,352,000.00          | 017          |              | 23                              | 1106          | 504,000.00            |
|     |     |                        |      |  |                      |                             | 017          |              | 23                              | 1107          | 3,103,000.00          |
|     |     |                        |      |  |                      |                             | 017          |              | 23                              | 1108          | -1,127,000.00         |
|     |     |                        |      |  |                      |                             | 017          |              | 2324                            | 1319          | -6,194,000.00         |
|     |     |                        |      |  |                      |                             | 017          |              | 23                              | 1405          | -1,083,000.00         |
|     |     |                        |      |  |                      |                             | 017          |              | 23                              | 1804          | -10,812,000.00        |
|     |     |                        |      |  |                      |                             | 021          |              | 23                              | 2020          | -80,678,000.00        |
|     |     |                        |      |  |                      |                             | 021          |              | 23                              | 2060          | -1,955,000.00         |
|     |     |                        |      |  |                      |                             | 021          |              | 23                              | 2065          | 6,949,000.00          |
|     |     |                        |      |  |                      |                             | 021          |              | 23                              | 2070          | -2,718,000.00         |
|     |     |                        |      |  |                      |                             | 021          |              | 23                              | 2080          | 7,396,000.00          |
|     |     |                        |      |  |                      |                             | 057          |              | 2325                            | 3080          | -21,000,000.00        |
|     |     |                        |      |  |                      |                             | 057          |              | 23                              | 3400          | -20,798,000.00        |
|     |     |                        |      |  |                      |                             | 057          |              | 23                              | 3700          | -2,438,000.00         |
|     |     |                        |      |  |                      |                             | 057          |              | 23                              | 3840          | 17,484,000.00         |
|     |     |                        |      |  |                      |                             | 057          |              | 23                              | 3850          | -6,175,000.00         |
|     |     |                        |      |  |                      |                             | 072          |              | 2223                            | 1037          | -15,000,000.00        |
|     |     |                        |      |  |                      |                             | 075          |              | 23                              | 0944          | -20,000,000.00        |
|     |     |                        |      |  |                      |                             | 097          |              | 2324                            | 0100          | -13,520,374,000.00    |
|     |     |                        |      |  |                      |                             | 097          |              | 23                              | 0105          | 79,623,000.00         |
|     |     |                        |      |  |                      |                             | 097          |              | 23                              | 0107          | 1,434,000.00          |
|     |     |                        |      |  |                      |                             | 097          |              | 2325                            | 0300          | 8,680,000.00          |
|     |     |                        |      |  |                      |                             | 097          |              | 2324                            | 0400          | -12,420,000.00        |



## Appropriations, Outlays, and Balances - Continued

### Footnotes

Table 1 - Appropriations and Appropriation Transfers - Department of Defense--Military Programs

| AID | ATA | Period of Availability | MAIN | Net Appropriations and Appropriation Transfers | Appropriation Amount | Net Appropriation Transfers | AID Involved | ATA Involved | Period of Availability Involved | MAIN Involved | Amount From or To (-) |                |                 |     |  |    |      |                   |
|-----|-----|------------------------|------|--|----------------------|-----------------------------|--------------|--------------|---------------------------------|---------------|-----------------------|----------------|-----------------|-----|--|----|------|-------------------|
| 097 |     | 2324                   | 0100 | 17,378,631,408.00                              | 15,244,593,362.00    | 2,134,038,046.00            | 097          |              | X                               | 0810          | 8,247,000.00          |                |                 |     |  |    |      |                   |
|     |     |                        |      |  |                      |                             | 097          |              | 2325                            | 4555          | -20,000,000.00        |                |                 |     |  |    |      |                   |
|     |     |                        |      |  |                      |                             | 017          |              | 23                              | 1106          | -14,509,000.00        |                |                 |     |  |    |      |                   |
|     |     |                        |      |  |                      |                             | 017          |              | 2325                            | 1109          | -598,735,450.00       |                |                 |     |  |    |      |                   |
|     |     |                        |      |  |                      |                             | 017          |              | 2325                            | 1507          | -80,000,000.00        |                |                 |     |  |    |      |                   |
|     |     |                        |      |  |                      |                             | 017          |              | 2325                            | 1508          | -573,978,942.00       |                |                 |     |  |    |      |                   |
|     |     |                        |      |  |                      |                             | 017          |              | 23                              | 1804          | -225,566,000.00       |                |                 |     |  |    |      |                   |
|     |     |                        |      |  |                      |                             | 017          |              | 2325                            | 1810          | -7,071,000.00         |                |                 |     |  |    |      |                   |
|     |     |                        |      |  |                      |                             | 021          |              | 23                              | 2010          | -2,300,000.00         |                |                 |     |  |    |      |                   |
|     |     |                        |      |  |                      |                             | 021          |              | 23                              | 2020          | -11,581,500.00        |                |                 |     |  |    |      |                   |
|     |     |                        |      |  |                      |                             | 021          |              | 2325                            | 2031          | -545,000.00           |                |                 |     |  |    |      |                   |
|     |     |                        |      |  |                      |                             | 021          |              | 2325                            | 2032          | -3,244,340,200.00     |                |                 |     |  |    |      |                   |
|     |     |                        |      |  |                      |                             | 021          |              | 2325                            | 2033          | -2,943,165,668.00     |                |                 |     |  |    |      |                   |
|     |     |                        |      |  |                      |                             | 021          |              | 2325                            | 2034          | -2,691,934,039.00     |                |                 |     |  |    |      |                   |
|     |     |                        |      |  |                      |                             | 021          |              | 2325                            | 2035          | -352,692,000.00       |                |                 |     |  |    |      |                   |
|     |     |                        |      |  |                      |                             | 057          |              | 2325                            | 3020          | -266,640,000.00       |                |                 |     |  |    |      |                   |
|     |     |                        |      |  |                      |                             | 057          |              | 23                              | 3400          | -4,267,000.00         |                |                 |     |  |    |      |                   |
|     |     |                        |      |  |                      |                             | 057          |              | 23                              | 3500          | -2,105,000.00         |                |                 |     |  |    |      |                   |
|     |     |                        |      |  |                      |                             | 097          |              | 23                              | 0105          | 0.00                  | 970,764,000.00 | -970,764,000.00 | 097 |  | X  | 0100 | 3,000,000.00      |
|     |     |                        |      |  |                      |                             |              |              |                                 |               |                       |                |                 | 097 |  | 23 | 0100 | 13,520,374,000.00 |
| 097 |     | 23                     | 0130 | -1,050,000.00                                  |                      |                             |              |              |                                 |               |                       |                |                 |     |  |    |      |                   |
| 097 |     | 2325                   | 0300 | -24,041,155.00                                 |                      |                             |              |              |                                 |               |                       |                |                 |     |  |    |      |                   |
| 097 |     | X                      | 4930 | -344,814,000.00                                |                      |                             |              |              |                                 |               |                       |                |                 |     |  |    |      |                   |
| 017 |     | 23                     | 1105 | -2,332,000.00                                  |                      |                             |              |              |                                 |               |                       |                |                 |     |  |    |      |                   |
| 017 |     | 23                     | 1106 | -3,220,000.00                                  |                      |                             |              |              |                                 |               |                       |                |                 |     |  |    |      |                   |
| 017 |     | 23                     | 1107 | -102,000.00                                    |                      |                             |              |              |                                 |               |                       |                |                 |     |  |    |      |                   |
| 017 |     | 23                     | 1405 | -4,799,000.00                                  |                      |                             |              |              |                                 |               |                       |                |                 |     |  |    |      |                   |
| 017 |     | 23                     | 1453 | -499,000.00                                    |                      |                             |              |              |                                 |               |                       |                |                 |     |  |    |      |                   |
| 017 |     | 23                     | 1804 | -136,879,000.00                                |                      |                             |              |              |                                 |               |                       |                |                 |     |  |    |      |                   |
| 017 |     | 23                     | 1806 | -139,000.00                                    |                      |                             |              |              |                                 |               |                       |                |                 |     |  |    |      |                   |
| 017 |     | 2325                   | 1810 | -23,589,000.00                                 |                      |                             |              |              |                                 |               |                       |                |                 |     |  |    |      |                   |
| 021 |     | 23                     | 2020 | -198,557,000.00                                |                      |                             |              |              |                                 |               |                       |                |                 |     |  |    |      |                   |

**Appropriations, Outlays, and Balances - Continued**

**Footnotes**

**Table 1 - Appropriations and Appropriation Transfers - Department of Defense--Military Programs**

| AID | ATA | Period of Availability | MAIN | Net Appropriations and Appropriation Transfers | Appropriation Amount | Net Appropriation Transfers | AID Involved | ATA Involved | Period of Availability Involved | MAIN Involved | Amount From or To (-) |
|-----|-----|------------------------|------|--|----------------------|-----------------------------|--------------|--------------|---------------------------------|---------------|-----------------------|
|     |     |                        |      |  |                      |                             | 021          |              | 2325                            | 2035          | -4,155,000.00         |
|     |     |                        |      |  |                      |                             | 021          |              | 23                              | 2060          | -196,879,000.00       |
|     |     |                        |      |  |                      |                             | 021          |              | 23                              | 2065          | -17,982,000.00        |
|     |     |                        |      |  |                      |                             | 021          |              | 23                              | 2070          | -6,354,000.00         |
|     |     |                        |      |  |                      |                             | 021          |              | 23                              | 2080          | -2,661,000.00         |
|     |     |                        |      |  |                      |                             | 057          |              | 2325                            | 3010          | -28,000,000.00        |
|     |     |                        |      |  |                      |                             | 057          |              | 23                              | 3400          | -180,217,000.00       |
|     |     |                        |      |  |                      |                             | 057          |              | 2324                            | 3600          | -17,527,000.00        |
|     |     |                        |      |  |                      |                             | 057          |              | 23                              | 3700          | -4,158,000.00         |
|     |     |                        |      |  |                      |                             | 057          |              | 23                              | 3740          | -1,547,000.00         |
|     |     |                        |      |  |                      |                             | 057          |              | 23                              | 3840          | -1,965,000.00         |
|     |     |                        |      |  |                      |                             | 057          |              | 23                              | 3850          | -55,776,000.00        |
|     |     |                        |      |  |                      |                             | 097          |              | 23                              | 0100          | -79,623,000.00        |
|     |     |                        |      |  |                      |                             | 097          |              | 23                              | 0107          | -100,000.00           |
|     |     |                        |      |  |                      |                             | 097          |              | 23                              | 0130          | -3,704,000.00         |
| 097 |     | 23                     | 0107 | 488,637,000.00                                 | 489,971,000.00       | -1,334,000.00               | 097          |              | 23                              | 0100          | -1,434,000.00         |
|     |     |                        |      |  |                      |                             | 097          |              | 23                              | 0105          | 100,000.00            |
| 097 |     | 23                     | 0130 | 35,534,218,000.00                              | 35,604,131,000.00    | -69,913,000.00              | 036          |              | 23                              | 0169          | -164,640,000.00       |
|     |     |                        |      |  |                      |                             | 036          |              | 2324                            | 0169          | -3,360,000.00         |
|     |     |                        |      |  |                      |                             | 097          |              | 2324                            | 0100          | 1,050,000.00          |
|     |     |                        |      |  |                      |                             | 097          |              | 23                              | 0105          | 3,704,000.00          |
|     |     |                        |      |  |                      |                             | 097          |              | 2325                            | 0130          | 108,333,000.00        |
| 097 |     | 2324                   | 0130 | 3,037,440,578.00                               | 3,041,440,578.00     | -4,000,000.00               | 036          | 097          | X                               | 0165          | -15,000,000.00        |
| 097 |     | 2325                   | 0130 | 461,741,000.00                                 | 570,074,000.00       | -108,333,000.00             | 057          |              | 2324                            | 3600          | -4,000,000.00         |
| 097 |     | 23                     | 0300 | 1.00   | 1,052,501,000.00     | -1,052,500,999.00           | 097          |              | 23                              | 0130          | -108,333,000.00       |
|     |     |                        |      |  |                      |                             | 017          |              | 23                              | 1109          | -7,611,000.00         |
|     |     |                        |      |  |                      |                             | 017          |              | 23                              | 1319          | -3,070,000.00         |
|     |     |                        |      |  |                      |                             | 017          |              | 23                              | 1506          | -6,593,000.00         |
|     |     |                        |      |  |                      |                             | 017          |              | 23                              | 1611          | -533,256,769.00       |
|     |     |                        |      |  |                      |                             | 021          |              | 23                              | 2031          | -93,894,340.00        |
|     |     |                        |      |  |                      |                             | 021          |              | 23                              | 2033          | -70,600,000.00        |
|     |     |                        |      |  |                      |                             | 021          |              | 23                              | 2034          | -7,801,000.00         |

# Appropriations, Outlays, and Balances - Continued

## Footnotes

Table 1 - Appropriations and Appropriation Transfers - Department of Defense--Military Programs

| AID | ATA | Period of Availability | MAIN | Net Appropriations and Appropriation Transfers | Appropriation Amount | Net Appropriation Transfers | AID Involved | ATA Involved | Period of Availability Involved | MAIN Involved | Amount From or To (-) |
|-----|-----|------------------------|------|--|----------------------|-----------------------------|--------------|--------------|---------------------------------|---------------|-----------------------|
|     |     |                        |      |  |                      |                             | 021          |              | 23                              | 2035          | -12,889,000.00        |
|     |     |                        |      |  |                      |                             | 021          |              | 23                              | 2040          | -17,600,350.00        |
|     |     |                        |      |  |                      |                             | 057          |              | 23                              | 3010          | -222,906,000.00       |
|     |     |                        |      |  |                      |                             | 057          |              | 23                              | 3020          | -13,550,000.00        |
|     |     |                        |      |  |                      |                             | 057          |              | 23                              | 3080          | -8,512,690.00         |
|     |     |                        |      |  |                      |                             | 057          |              | 23                              | 3600          | -23,656,850.00        |
|     |     |                        |      |  |                      |                             | 057          |              | 23                              | 3620          | -30,560,000.00        |
| 097 |     | 2325                   | 0300 | 6,151,702,155.00                               | 6,177,770,000.00     | -26,067,845.00              | 057          |              | 2325                            | 3010          | 810,000.00            |
|     |     |                        |      |  |                      |                             | 097          |              | 23                              | 0100          | -8,680,000.00         |
|     |     |                        |      |  |                      |                             | 097          |              | 2324                            | 0100          | 24,041,155.00         |
|     |     |                        |      |  |                      |                             | 097          |              | 2324                            | 0400          | -42,239,000.00        |
| 097 |     | X                      | 0400 | 62,644,238.00                                  | 0.00                 | 62,644,238.00               | 011          |              | X                               | 5512          | 62,644,238.00         |
| 097 |     | 2324                   | 0400 | 35,122,068,290.00                              | 34,657,119,290.00    | 464,949,000.00              | 017          |              | 2324                            | 1319          | 2,000,000.00          |
|     |     |                        |      |  |                      |                             | 017          |              | 23                              | 1804          | 5,000,000.00          |
|     |     |                        |      |  |                      |                             | 021          |              | 2325                            | 2031          | 2,015,000.00          |
|     |     |                        |      |  |                      |                             | 021          |              | 2324                            | 2040          | -15,015,000.00        |
|     |     |                        |      |  |                      |                             | 057          |              | 2325                            | 3010          | 283,000.00            |
|     |     |                        |      |  |                      |                             | 057          |              | 2324                            | 3600          | 16,007,000.00         |
|     |     |                        |      |  |                      |                             | 097          |              | 23                              | 0100          | 12,420,000.00         |
|     |     |                        |      |  |                      |                             | 097          |              | 2325                            | 0300          | 42,239,000.00         |
|     |     |                        |      |  |                      |                             | 097          |              | 23                              | 0403          | 400,000,000.00        |
| 097 |     | 23                     | 0403 | 0.00   | 400,000,000.00       | -400,000,000.00             | 097          |              | 2324                            | 0400          | -400,000,000.00       |
| 097 |     | X                      | 0810 | 2,732,000.00                                   | 10,979,000.00        | -8,247,000.00               | 097          |              | 23                              | 0100          | -8,247,000.00         |
| 097 |     | X                      | 0811 | 26,000,000.00                                  | 317,580,000.00       | -291,580,000.00             | 021          |              | 23                              | 2020          | -291,580,000.00       |
| 097 |     | X                      | 0834 | 35,696,019.76                                  | 33,818,019.76        | 1,878,000.00                | 057          |              | 2327                            | 0740          | 1,878,000.00          |
| 097 |     | 2325                   | 4555 | 113,500,000.00                                 | 93,500,000.00        | 20,000,000.00               | 097          |              | 23                              | 0100          | 20,000,000.00         |
| 097 |     | X                      | 4930 | 353,116,000.00                                 | 0.00                 | 353,116,000.00              | 097          |              | 2324                            | 0100          | 344,814,000.00        |
| 097 |     | X                      | 4930 | 0.00   | 1,654,710,000.00     | -1,654,710,000.00           | 097          |              | X                               | 4930          | -144,937,000.00       |
|     |     |                        |      |  |                      |                             | 097          |              | X                               | 4930          | -80,448,000.00        |
|     |     |                        |      |  |                      |                             | 097          |              | X                               | 4930          | -1,421,023,000.00     |
|     |     |                        |      |  |                      |                             | 097          |              | X                               | 4930          | -8,302,000.00         |
| 097 |     | X                      | 4930 | 144,937,000.00                                 | 0.00                 | 144,937,000.00              | 097          |              | X                               | 4930          | 144,937,000.00        |

# Appropriations, Outlays, and Balances - Continued

## Footnotes

**Table 1 - Appropriations and Appropriation Transfers - Department of Defense--Military Programs**

| AID   | ATA | Period<br>of<br>Availability | MAIN | Net Appropriations and<br>Appropriation Transfers | Appropriation Amount | Net Appropriation<br>Transfers | AID<br>Involved | ATA<br>Involved | Period<br>of<br>Availability<br>Involved | MAIN<br>Involved | Amount From or To (-) |
|-------|-----|------------------------------|------|---|----------------------|--------------------------------|-----------------|-----------------|--|------------------|-----------------------|
| 097   |     | X                            | 4930 | 80,448,000.00                                     | 0.00                 | 80,448,000.00                  | 097             |                 | X  | 4930             | 80,448,000.00         |
| 097   |     | X                            | 4930 | 1,421,023,000.00                                  | 0.00                 | 1,421,023,000.00               | 097             |                 | X  | 4930             | 1,421,023,000.00      |
| 097   |     | X                            | 4930 | 353,116,000.00                                    | 0.00                 | 353,116,000.00                 | 097             |                 | X  | 4930             | 8,302,000.00          |
| Total |     |                              |      | 820,542,062,143.76                                | 819,808,576,993.76   | 733,485,150.00                 |                 |                 |  |                  | 380,369,150.00        |

**This Page Left Blank Intentionally**

---

Appropriations, Outlays, and Balances - Continued

| Appropriation or Fund Account<br><br>Title                      | Account Symbol            |     |     |      | Balances,<br>Beginning of<br>Fiscal Year | Appropriations<br>and Other<br>Obligational<br>Authority <sup>1</sup> | Transfers<br>Borrowings<br>and<br>Investment<br>(Net) <sup>2</sup> | Outlays<br>(Net) | Balances<br>Withdrawn<br>and Other<br>Transactions <sup>3</sup> | Balances, End<br>of Fiscal Year |                   |
|---|---------------------------|-----|-----|------|--|---|--|------------------|---|---------------------------------|-------------------|
|   | Period of<br>Availability | ATA | AID | MAIN |  |   |  |                  |   |                                 | SUB               |
| <b>Department of Education</b>                                  |                           |     |     |      |  |   |  |                  |   |                                 |                   |
| <b>General Fund Accounts</b>                                    |                           |     |     |      |  |   |  |                  |   |                                 |                   |
| Education Stabilization Fund, Department of Education           |                           |     |     |      |  |   |  |                  |   |                                 |                   |
| Fund Resources:   |                           |     |     |      |  |   |  |                  |   |                                 |                   |
| Undisbursed Funds   | 2021-2023                 |     | 091 | 0251 | 000                                      | 4 111,744,034,519.99  | -388,122,046.83  | -----            | 45,166,646,140.64   | -----                           | 66,189,266,332.52 |
|   | 2021-2022                 |     |     |      |  | 4 25,624,877,507.19   | -----  | -----            | 18,431,054,900.81   | -----                           | 7,193,822,606.38  |
|   | 2020-2021                 |     |     |      |  | 1,315,250,676.65  | -----  | -----            | 932,102,701.39  | -----                           | 383,147,975.26    |
|   | Subtotal                  |     | 091 | 0251 | 000                                      | 138,684,162,703.83  | -388,122,046.83  | -----            | 64,529,803,742.84   | -----                           | 73,766,236,914.16 |
| <b>Office of Elementary and Secondary Education</b>             |                           |     |     |      |  |   |  |                  |   |                                 |                   |
| <b>General Fund Accounts</b>                                    |                           |     |     |      |  |   |  |                  |   |                                 |                   |
| Indian Education, Office of Elementary and Secondary Education, |                           |     |     |      |  |   |  |                  |   |                                 |                   |
| Education   |                           |     |     |      |  |   |  |                  |   |                                 |                   |
| Fund Resources:   |                           |     |     |      |  |   |  |                  |   |                                 |                   |
| Undisbursed Funds   | 2023                      |     | 091 | 0101 | 000                                      | -----   | 194,746,000.00   | -----            | 2,607,700.03  | -----                           | 192,138,299.97    |
|   | 2022                      |     |     |      |  | 187,342,034.41  | -----  | -----            | 136,559,846.98  | -----                           | 50,782,187.43     |
|   | 2021                      |     |     |      |  | 49,215,088.81   | -----  | -----            | 32,943,950.11   | -----                           | 16,271,138.70     |
|   | 2020                      |     |     |      |  | 11,300,265.77   | -----  | -----            | 7,137,321.84  | -----                           | 4,162,943.93      |
|   | 2019                      |     |     |      |  | 7,446,968.26  | -----  | -----            | 1,514,039.97  | -----                           | 5,932,928.29      |
|   | 2018                      |     |     |      |  | 4,722,854.34  | -----  | -----            | -----   | 4,722,854.34                    | -----             |
|   | No Year                   |     |     |      |  | 18,247,188.25   | -0.29  | -----            | 4,272,781.52  | -----                           | 13,974,406.44     |
|   | Subtotal                  |     | 091 | 0101 | 000                                      | 278,274,399.84  | 194,745,999.71   | -----            | 185,035,640.45  | 4,722,854.34                    | 283,261,904.76    |
| Impact Aid, Education   |                           |     |     |      |  |   |  |                  |   |                                 |                   |
| Fund Resources:   |                           |     |     |      |  |   |  |                  |   |                                 |                   |
| Undisbursed Funds   | 2023-2024                 |     | 091 | 0102 | 000                                      | -----   | 18,406,000.00  | -----            | -----   | -----                           | 18,406,000.00     |
|   | 2023                      |     |     |      |  | -----   | 1,594,871,000.00   | -----            | 1,338,293,320.00  | -----                           | 256,577,680.00    |
|   | 2022                      |     |     |      |  | 190,968,385.78  | -----  | -----            | 174,880,729.44  | -----                           | 16,087,656.34     |
|   | 2021-2022                 |     |     |      |  | 17,382,151.56   | -----  | -----            | 2,452,090.06  | -----                           | 14,930,061.50     |
|   | 2021                      |     |     |      |  | 212,399,428.52  | -----  | -----            | 208,987,650.72  | -----                           | 3,411,777.80      |
|   | 2020                      |     |     |      |  | 796,141.37  | -----  | -----            | -9,401.21   | -----                           | 805,542.58        |
|   | 2019-2020                 |     |     |      |  | 7,442,125.95  | -----  | -----            | 6,291,415.84  | -----                           | 1,150,710.11      |
|   | 2019                      |     |     |      |  | 700,809.91  | -----  | -----            | -421,327.00   | -----                           | 1,122,136.91      |
|   | 2018                      |     |     |      |  | 21,299.32   | -----  | -----            | -----   | 21,299.32                       | -----             |
|   | 2017-2018                 |     |     |      |  | 132,277.21  | -----  | -----            | -----   | 132,277.21                      | -----             |
|   | No Year                   |     |     |      |  | 15,622,610.86   | 4,835,000.00   | -----            | 3,552,915.96  | -----                           | 16,904,694.90     |
|   | Subtotal                  |     | 091 | 0102 | 000                                      | 445,465,230.48  | 1,618,112,000.00   | -----            | 1,734,027,393.81  | 153,576.53                      | 329,396,260.14    |
| Safe Schools and Citizenship Education, Education               |                           |     |     |      |  |   |  |                  |   |                                 |                   |
| Fund Resources:   |                           |     |     |      |  |   |  |                  |   |                                 |                   |
| Undisbursed Funds   | 2023-2024                 |     | 091 | 0203 | 000                                      | -----   | 657,000,000.00   | -----            | 1,462,121.06  | -----                           | 655,537,878.94    |
|   | 2022-2023                 |     |     |      |  | 560,634,280.68  | -----  | -5,000,000.00    | 98,331,048.19   | -----                           | 457,303,232.49    |
|   | 2021-2022                 |     |     |      |  | 73,841,980.63   | -----  | -----            | 39,873,683.12   | -----                           | 33,968,297.51     |

Footnotes at End of Chapter

## Appropriations, Outlays, and Balances - Continued

| Appropriation or Fund Account<br><br>Title                    | Account Symbol            |     |     |      | Balances,<br>Beginning of<br>Fiscal Year | Appropriations<br>and Other<br>Obligational<br>Authority <sup>1</sup> | Transfers<br>Borrowings<br>and<br>Investment<br>(Net) <sup>2</sup> | Outlays<br>(Net) | Balances<br>Withdrawn<br>and Other<br>Transactions <sup>3</sup> | Balances, End<br>of Fiscal Year |                   |
|---|---------------------------|-----|-----|------|--|---|--|------------------|---|---------------------------------|-------------------|
|   | Period of<br>Availability | ATA | AID | MAIN |  |   |  |                  |   |                                 | SUB               |
|   | 2021                      |     |     |      | 82,234,579.31                            | -----   | -----  | 57,833,770.24    | -----   | 24,400,809.07                   |                   |
|   | 2020-2021                 |     |     |      | 41,489,239.61                            | -----   | -----  | 28,844,696.70    | -----   | 12,644,542.91                   |                   |
|   | 2020                      |     |     |      | 16,316,532.82                            | -----   | -----  | 14,080,724.18    | -----   | 2,235,808.64                    |                   |
|   | 2019-2020                 |     |     |      | 5,870,626.50                             | -----   | -----  | 5,832,028.40     | -----   | 38,598.10                       |                   |
|   | 2019                      |     |     |      | 2,869,543.91                             | -----   | -----  | 1,393,923.67     | -----   | 1,475,620.24                    |                   |
|   | 2018-2019                 |     |     |      | 1.00                                     | -----   | -----  | -----            | -----   | 1.00                            |                   |
|   | 2018                      |     |     |      | 6,444,068.64                             | -----   | -----  | 140,943.88       | 6,303,124.76  | -----                           |                   |
|   | 2017-2018                 |     |     |      | 6,924,358.93                             | -----   | -----  | -----            | 6,924,358.93  | -----                           |                   |
|   | No Year                   |     |     |      | 15,807,092.20                            | -----   | 5,000,000.00   | 4,948,138.15     | -----   | 15,858,954.05                   |                   |
|   | Subtotal                  |     | 091 | 0203 | 000                                      | 812,432,304.23  | 657,000,000.00   | -----            | 252,741,077.59  | 13,227,483.69                   | 1,203,463,742.95  |
| Education for the Disadvantaged, Education<br>Fund Resources: |                           |     |     |      |  |   |  |                  |   |                                 |                   |
| Undisbursed Funds   | 2023-2024                 |     | 091 | 0900 | 000                                      | -----   | 8,159,490,000.00   | -----            | 53,043,042.61   | -----                           | 8,106,446,957.39  |
|   | 2023                      |     |     |      |  | -----   | 10,928,039,385.00  | -----            | 4,690,490,815.56  | -----                           | 6,237,548,569.44  |
|   | 2022-2023                 |     |     |      |  | 7,270,621,177.59  | -----  | -----            | 6,655,324,883.39  | -----                           | 615,296,294.20    |
|   | 2022                      |     |     |      |  | 5,923,564,911.35  | -----  | -----            | 5,124,417,625.31  | -----                           | 799,147,286.04    |
|   | 2021-2022                 |     |     |      |  | 664,877,316.79  | -----  | -----            | 407,480,090.31  | -----                           | 257,397,226.48    |
|   | 2021                      |     |     |      |  | 738,065,428.75  | -----  | -----            | 494,893,907.04  | -----                           | 243,171,521.71    |
|   | 2020-2021                 |     |     |      |  | 285,448,152.23  | -----  | -----            | 178,399,678.87  | -----                           | 107,048,473.36    |
|   | 2020                      |     |     |      |  | 241,240,547.05  | -----  | -----            | 192,801,253.55  | -----                           | 48,439,293.50     |
|   | 2019-2020                 |     |     |      |  | 130,915,089.54  | -----  | -----            | 94,557,661.24   | -----                           | 36,357,428.30     |
|   | 2019                      |     |     |      |  | 24,814,381.81   | -----  | -----            | 5,196,329.94  | -----                           | 19,618,051.87     |
|   | 2018-2019                 |     |     |      |  | 18,085,177.36   | -----  | -----            | 15,760,130.52   | -----                           | 2,325,046.84      |
|   | 2018                      |     |     |      |  | 24,107,692.50   | -----  | -----            | -----   | 24,107,692.50                   | -----             |
|   | 2017-2018                 |     |     |      |  | 11,960,669.17   | -----  | -----            | 3,378,874.37  | 8,581,794.80                    | -----             |
|   | Subtotal                  |     | 091 | 0900 | 000                                      | 15,333,700,544.14   | 19,087,529,385.00  | -----            | 17,915,744,292.71   | 32,689,487.30                   | 16,472,796,149.13 |
| School Improvement Programs, Education<br>Fund Resources:     |                           |     |     |      |  |   |  |                  |   |                                 |                   |
| Undisbursed Funds   | 2022-2025                 |     | 091 | 1000 | 000                                      | 1,000,000,000.00  | -----  | -----            | 6,990,836.17  | -----                           | 993,009,163.83    |
|   | 2023-2024                 |     |     |      |  | -----   | 3,952,312,000.00   | -----            | 26,302,185.05   | -----                           | 3,926,009,814.95  |
|   | 2023                      |     |     |      |  | -----   | 1,857,082,677.00   | -----            | 576,969,358.85  | -----                           | 1,280,113,318.15  |
|   | 2022-2023                 |     |     |      |  | 3,783,765,995.00  | -----  | -----            | 1,819,633,036.68  | -----                           | 1,964,132,958.32  |
|   | 2022                      |     |     |      |  | 1,269,574,169.62  | -----  | -957,675.00      | 1,038,664,787.76  | -----                           | 229,951,706.86    |
|   | 2021-2022                 |     |     |      |  | 1,953,101,832.43  | -----  | -----            | 1,386,658,589.52  | -----                           | 566,443,242.91    |
|   | 2021                      |     |     |      |  | 229,474,010.07  | -----  | -536,722.00      | 173,708,597.00  | -----                           | 55,228,691.07     |
|   | 2020-2021                 |     |     |      |  | 535,440,995.75  | -----  | -----            | 368,541,316.11  | -----                           | 166,899,679.64    |
|   | 2020                      |     |     |      |  | 72,391,590.65   | -----  | -----            | 60,705,916.35   | -----                           | 11,685,674.30     |
|   | 2019-2020                 |     |     |      |  | 184,166,815.93  | -----  | -----            | 122,912,983.95  | -----                           | 61,253,831.98     |
|   | 2019                      |     |     |      |  | 11,862,415.03   | -----  | -----            | 5,007,760.23  | -----                           | 6,854,654.80      |

Footnotes at End of Chapter

Appropriations, Outlays, and Balances - Continued

| Appropriation or Fund Account<br><br>Title                 | Account Symbol            |     |     |             | Balances,<br>Beginning of<br>Fiscal Year | Appropriations<br>and Other<br>Obligational<br>Authority <sup>1</sup> | Transfers<br>Borrowings<br>and<br>Investment<br>(Net) <sup>2</sup> | Outlays<br>(Net)  | Balances<br>Withdrawn<br>and Other<br>Transactions <sup>3</sup> | Balances, End<br>of Fiscal Year |
|--|---------------------------|-----|-----|-------------|--|---|--|-------------------|---|---------------------------------|
|  | Period of<br>Availability | ATA | AID | MAIN<br>SUB |  |   |  |                   |   |                                 |
|  | 2018-2019                 |     |     |             | 38,483,153.60                            | -----   | -----  | 24,483,653.14     | -----   | 13,999,500.46                   |
|  | 2018                      |     |     |             | 5,380,152.17                             | -----   | -----  | 138,473.60        | 5,241,678.57  | -----                           |
|  | 2017-2018                 |     |     |             | 5,366,387.44                             | -----   | -----  | 9,179.78          | 5,357,207.66  | -----                           |
|  | No Year                   |     |     |             | 140,789,032.71                           | -75,535.68  | -5,091,236.65  | 48,404,249.30     | -----   | 87,218,011.08                   |
| Transfer To:   |                           |     |     |             |  |   |  |                   |   |                                 |
| BIA 477 Transfer -- School Improvement Programs            | 2023                      | 014 | 091 | 1000<br>020 | -----                                    | 1,247,323.00  | -----  | -----             | -----   | 1,247,323.00                    |
|  | 2022                      |     |     |             | -----                                    | -----   | 957,675.00   | 957,675.00        | -----   | -----                           |
|  | 2021                      |     |     |             | -----                                    | -----   | 536,722.00   | 536,722.00        | -----   | -----                           |
|  | No Year                   |     |     |             | -----                                    | -----   | 5,091,236.65   | 2,361,880.65      | -----   | 2,729,356.00                    |
|  | Subtotal                  |     | 091 | 1000<br>000 | 9,229,796,550.40                         | 5,810,566,464.32  | -----  | 5,662,987,201.14  | 10,598,886.23   | 9,366,776,927.35                |
| Total, Office of Elementary and Secondary Education        |                           |     |     |             | 26,099,669,029.09                        | 27,367,953,849.03   | -----  | 25,750,535,605.70 | 61,392,288.09   | 27,655,694,984.33               |
| <b>Office of Innovation and Improvement</b>                |                           |     |     |             |  |   |  |                   |   |                                 |
| <b>General Fund Accounts</b>                               |                           |     |     |             |  |   |  |                   |   |                                 |
| Innovation and Improvement, Education<br>Fund Resources:   |                           |     |     |             |  |   |  |                   |   |                                 |
| Undisbursed Funds  | 2023-2024                 |     | 091 | 0204<br>000 | -----                                    | 424,000,000.00  | -----  | 1,004,933.25      | -----   | 422,995,066.75                  |
|  | 2023                      |     |     |             | -----                                    | 1,029,443,000.00  | -----  | 12,117,475.43     | -----   | 1,017,325,524.57                |
|  | 2022-2023                 |     |     |             | 373,238,570.86                           | -----   | -----  | 22,474,107.10     | -----   | 350,764,463.76                  |
|  | 2022                      |     |     |             | 922,889,373.03                           | -----   | -----  | 249,068,503.39    | -----   | 673,820,869.64                  |
|  | 2021-2022                 |     |     |             | 324,804,525.72                           | -----   | -----  | 40,006,607.04     | -----   | 284,797,918.68                  |
|  | 2021                      |     |     |             | 623,793,084.74                           | -----   | -1,659,187.98  | 299,584,727.66    | -----   | 322,549,169.10                  |
|  | 2020-2021                 |     |     |             | 283,305,206.73                           | -----   | -----  | 52,348,982.31     | -----   | 230,956,224.42                  |
|  | 2020                      |     |     |             | 311,989,398.51                           | -----   | -----  | 135,025,194.04    | -----   | 176,964,204.47                  |
|  | 2019-2020                 |     |     |             | 113,245,027.51                           | -----   | -----  | 43,776,124.65     | -----   | 69,468,902.86                   |
|  | 2019                      |     |     |             | 140,444,323.29                           | -----   | -----  | 71,025,023.21     | -----   | 69,419,300.08                   |
|  | 2018-2019                 |     |     |             | 96,528,730.48                            | -----   | -----  | 35,127,880.07     | -----   | 61,400,850.41                   |
|  | 2018                      |     |     |             | 55,062,838.95                            | -----   | -----  | 30,418,981.39     | 24,643,857.56   | -----                           |
|  | 2017-2018                 |     |     |             | 14,801,236.03                            | -----   | -----  | 12,948,390.73     | 1,852,845.30  | -----                           |
|  | No Year                   |     |     |             | 78,608,397.82                            | -----   | -----  | -6,265,371.60     | -----   | 84,873,769.42                   |
|  | Subtotal                  |     | 091 | 0204<br>000 | 3,338,710,713.67                         | 1,453,443,000.00  | -1,659,187.98  | 998,661,558.67    | 26,496,702.86   | 3,765,336,264.16                |
| Total, Office of Innovation and Improvement                |                           |     |     |             | 3,338,710,713.67                         | 1,453,443,000.00  | -1,659,187.98  | 998,661,558.67    | 26,496,702.86   | 3,765,336,264.16                |
| <b>Office of English Language Acquisition</b>              |                           |     |     |             |  |   |  |                   |   |                                 |
| <b>General Fund Accounts</b>                               |                           |     |     |             |  |   |  |                   |   |                                 |
| English Language Acquisition, Education<br>Fund Resources: |                           |     |     |             |  |   |  |                   |   |                                 |
| Undisbursed Funds  | 2023-2024                 |     | 091 | 1300<br>000 | -----                                    | 890,000,000.00  | -----  | 3,406,194.94      | -----   | 886,593,805.06                  |
|  | 2022-2023                 |     |     |             | 828,924,577.75                           | -----   | -----  | 361,134,692.74    | -----   | 467,789,885.01                  |
|  | 2021-2022                 |     |     |             | 461,596,198.69                           | -----   | -----  | 375,363,601.90    | -----   | 86,232,596.79                   |

Footnotes at End of Chapter



## Appropriations, Outlays, and Balances - Continued

| Appropriation or Fund Account<br><br>Title                     | Account Symbol            |     |      |      | Balances,<br>Beginning of<br>Fiscal Year | Appropriations<br>and Other<br>Obligational<br>Authority <sup>1</sup> | Transfers<br>Borrowings<br>and<br>Investment<br>(Net) <sup>2</sup> | Outlays<br>(Net) | Balances<br>Withdrawn<br>and Other<br>Transactions <sup>3</sup> | Balances, End<br>of Fiscal Year |                   |
|--|---------------------------|-----|------|------|--|---|--|------------------|---|---------------------------------|-------------------|
|  | Period of<br>Availability | ATA | AID  | MAIN |  |   |  |                  |   |                                 | SUB               |
|  | 2020-2021                 |     |      |      | 84,138,330.37                            | -----   | -----  | 71,021,016.98    | -----   | 13,117,313.39                   |                   |
|  | 2019-2020                 |     |      |      | 25,677,712.14                            | -----   | -----  | 21,039,452.91    | -----   | 4,638,259.23                    |                   |
|  | 2018-2019                 |     |      |      | 1,116,827.31                             | -----   | -----  | 214,822.44       | -----   | 902,004.87                      |                   |
|  | 2017-2018                 |     |      |      | 1,452,929.59                             | -----   | -----  | -----            | 1,452,929.59  | -----                           |                   |
|  | Subtotal                  |     | 091  | 1300 | 000                                      | 1,402,906,575.85  | 890,000,000.00   | 832,179,781.91   | 1,452,929.59  | 1,459,273,864.35                |                   |
| Total, Office of English Language Acquisition                  |                           |     |      |      | 1,402,906,575.85                         | 890,000,000.00  | -----  | 832,179,781.91   | 1,452,929.59  | 1,459,273,864.35                |                   |
| <b>Office of Special Education and Rehabilitative Services</b> |                           |     |      |      |  |   |  |                  |   |                                 |                   |
| <b>General Fund Accounts</b>                                   |                           |     |      |      |  |   |  |                  |   |                                 |                   |
| Special Education, Education                                   |                           |     |      |      |  |   |  |                  |   |                                 |                   |
| Fund Resources:  |                           |     |      |      |  |   |  |                  |   |                                 |                   |
| Undisbursed Funds  |                           |     |      |      |  |   |  |                  |   |                                 |                   |
|  | 2023-2024                 |     | 091  | 0300 | 000                                      | -----   | 5,870,321,000.00   | -----            | 119,681,722.54  | -----                           | 5,750,639,277.46  |
|  | 2023                      |     |      |      |  | -----   | 9,582,943,000.00   | -----            | 4,124,340,263.81  | -----                           | 5,458,602,736.19  |
|  | 2022-2023                 |     |      |      |  | 4,861,377,566.84  | -----  | -----            | 4,327,015,538.60  | -----                           | 534,362,028.24    |
|  | 2022                      |     |      |      |  | 5,080,212,052.33  | -----  | -----            | 4,298,372,070.60  | -----                           | 781,839,981.73    |
|  | 2021-2022                 |     |      |      |  | 475,612,092.23  | -----  | -----            | 403,173,764.86  | -----                           | 72,438,327.37     |
|  | 2021                      |     |      |      |  | 693,118,587.86  | -----  | -----            | 641,273,938.14  | -----                           | 51,844,649.72     |
|  | 2020-2021                 |     |      |      |  | 69,807,350.40   | -----  | -----            | 57,473,678.57   | -----                           | 12,333,671.83     |
|  | 2020                      |     |      |      |  | 53,273,762.52   | -----  | -----            | 14,955,871.17   | -----                           | 38,317,891.35     |
|  | 2019-2020                 |     |      |      |  | 9,686,057.90  | -----  | -----            | -----   | -----                           | 9,686,057.90      |
|  | 2019                      |     |      |      |  | 11,254,689.11   | -----  | -----            | 899,715.02  | -----                           | 10,354,974.09     |
|  | 2018-2019                 |     |      |      |  | 3,189,875.65  | -----  | -----            | -----   | -----                           | 3,189,875.65      |
|  | 2018                      |     |      |      |  | 4,845,556.85  | -----  | -----            | 244,339.94  | 4,601,216.91                    | -----             |
|  | 2017-2018                 |     |      |      |  | 1,550,799.70  | -----  | -----            | -----   | 1,550,799.70                    | -----             |
|  | No Year                   |     |      |      |  | 2,219,920,845.53  | -----  | -----            | 1,358,844,423.33  | -----                           | 861,076,422.20    |
|  | Subtotal                  |     | 091  | 0300 | 000                                      | 13,483,849,236.92   | 15,453,264,000.00  | -----            | 15,346,275,326.58   | 6,152,016.61                    | 13,584,685,893.73 |
| Rehabilitation Services and Disability Research, Education     |                           |     |      |      |  |   |  |                  |   |                                 |                   |
| Fund Resources:  |                           |     |      |      |  |   |  |                  |   |                                 |                   |
| Undisbursed Funds  |                           |     |      |      |  |   |  |                  |   |                                 |                   |
|  | 2023                      | 091 | 0301 | 000  | -----                                    | 3,867,338,434.23  | -----  | 1,218,943,116.33 | -----   | 2,648,395,317.90                |                   |
|  | 2022-2023                 |     |      |      |  | -----   | -----  | 254,284,849.62   | 447,429.16  | -----                           | 253,837,420.46    |
|  | 2022                      |     |      |      |  | 2,590,236,704.16  | -----  | -255,297,921.75  | 1,962,272,376.02  | -----                           | 372,666,406.39    |
|  | 2021-2022                 |     |      |      |  | 177,336,608.00  | -----  | -----            | 7,280,479.20  | -----                           | 170,056,128.80    |
|  | 2021                      |     |      |      |  | 535,075,405.14  | -----  | -16,525.08       | 372,862,114.03  | -----                           | 162,196,766.03    |
|  | 2020-2021                 |     |      |      |  | 105,663,298.25  | -----  | -----            | 17,860,742.26   | -----                           | 87,802,555.99     |
|  | 2020                      |     |      |      |  | 221,200,283.67  | -----  | -----            | 2,339,718.48  | -----                           | 218,860,565.19    |
|  | 2019                      |     |      |      |  | 128,890,429.17  | -----  | -----            | 56,680.05   | -----                           | 128,833,749.12    |
|  | 2018                      |     |      |      |  | 82,355,460.16   | -----  | -----            | -----   | 82,355,460.16                   | -----             |
| Transfer To:   |                           |     |      |      |  |   |  |                  |   |                                 |                   |
| BIA 477 Transfer -- Rehabilitation Services                    | 2023                      | 014 | 091  | 0301 | 020                                      | -----   | 434,266.77   | -----            | -----   | -----                           | 434,266.77        |
|  | 2022                      |     |      |      |  | -----   | -----  | 1,013,072.13     | 713,072.13  | -----                           | 300,000.00        |

Footnotes at End of Chapter

Appropriations, Outlays, and Balances - Continued

| Appropriation or Fund Account<br><br>Title   | Account Symbol            |     |     |             | Balances,<br>Beginning of<br>Fiscal Year | Appropriations<br>and Other<br>Obligational<br>Authority <sup>1</sup> | Transfers<br>Borrowings<br>and<br>Investment<br>(Net) <sup>2</sup> | Outlays<br>(Net) | Balances<br>Withdrawn<br>and Other<br>Transactions <sup>3</sup> | Balances, End<br>of Fiscal Year |                   |
|--|---------------------------|-----|-----|-------------|--|---|--|------------------|---|---------------------------------|-------------------|
|  | Period of<br>Availability | ATA | AID | MAIN<br>SUB |  |   |  |                  |   |                                 |                   |
|  | 2021                      |     |     |             | -----                                    | -----   | 16,525.08  | 16,525.08        | -----   | -----                           |                   |
|  | Subtotal                  |     | 091 | 0301        | 000                                      | 3,840,758,188.55  | 3,867,772,701.00   | 0.00             | 3,582,792,252.74  | 82,355,460.16                   | 4,043,383,176.65  |
| American Printing House for the Blind, Special Institutions for<br>Persons with Disabilities, Education<br>Fund Resources:     |                           |     |     |             |  |   |  |                  |   |                                 |                   |
| Undisbursed Funds  | 2023                      |     | 091 | 0600        | 000                                      | -----   | 43,431,000.00  | -----            | 29,696,078.40   | -----                           | 13,734,921.60     |
|  | 2022                      |     |     |             |  | 14,148,685.75   | -----  | -----            | 10,633,639.59   | -----                           | 3,515,046.16      |
|  | 2021                      |     |     |             |  | 897,255.13  | -----  | -----            | 874,744.68  | -----                           | 22,510.45         |
|  | 2020                      |     |     |             |  | 756,538.22  | -----  | -----            | -----   | -----                           | 756,538.22        |
|  | 2019                      |     |     |             |  | 91,651.52   | -----  | -----            | -----   | -----                           | 91,651.52         |
|  | Subtotal                  |     | 091 | 0600        | 000                                      | 15,894,130.62   | 43,431,000.00  | -----            | 41,204,462.67   | -----                           | 18,120,667.95     |
| National Technical Institute for the Deaf, Special Institutions for<br>Persons with Disabilities, Education<br>Fund Resources: |                           |     |     |             |  |   |  |                  |   |                                 |                   |
| Undisbursed Funds  | 2023                      |     | 091 | 0601        | 000                                      | -----   | 92,500,000.00  | -----            | 83,000,000.00   | -----                           | 9,500,000.00      |
|  | 2021-2023                 |     |     |             |  | 15,943,423.54   | -----  | -----            | 7,750,060.86  | -----                           | 8,193,362.68      |
|  | 2022                      |     |     |             |  | 9,500,000.00  | -----  | -----            | 9,500,000.00  | -----                           | -----             |
|  | 2021                      |     |     |             |  | 605,219.05  | -----  | -----            | 605,219.05  | -----                           | -----             |
|  | 2020                      |     |     |             |  | 350,669.70  | -----  | -----            | -----   | -----                           | 350,669.70        |
|  | 2019                      |     |     |             |  | 2,168,973.24  | -----  | -----            | -----   | -----                           | 2,168,973.24      |
|  | Subtotal                  |     | 091 | 0601        | 000                                      | 28,568,285.53   | 92,500,000.00  | -----            | 100,855,279.91  | -----                           | 20,213,005.62     |
| Gallaudet University, Special Institutions for Persons with<br>Disabilities, Education<br>Fund Resources:                      |                           |     |     |             |  |   |  |                  |   |                                 |                   |
| Undisbursed Funds  | 2023                      |     | 091 | 0602        | 000                                      | -----   | 150,361,000.00   | -----            | 147,797,218.50  | -----                           | 2,563,781.50      |
|  | 2021-2023                 |     |     |             |  | 4,500,000.00  | -----  | -----            | 4,500,000.00  | -----                           | -----             |
|  | 2022                      |     |     |             |  | 6,500,000.00  | -----  | -----            | 3,220,726.93  | -----                           | 3,279,273.07      |
|  | 2021                      |     |     |             |  | 1,045,047.11  | -----  | -----            | 1,045,047.11  | -----                           | -----             |
|  | No Year                   |     |     |             |  | -----   | 15,000,000.00  | -----            | -----   | -----                           | 15,000,000.00     |
|  | Subtotal                  |     | 091 | 0602        | 000                                      | 12,045,047.11   | 165,361,000.00   | -----            | 156,562,992.54  | -----                           | 20,843,054.57     |
| Total, Office of Special Education and Rehabilitative Services   |                           |     |     |             |  | 17,381,114,888.73   | 19,622,328,701.00  | 0.00             | 19,227,690,314.44   | 88,507,476.77                   | 17,687,245,798.52 |
| <b>Office of Vocational and Adult Education</b>  |                           |     |     |             |  |   |  |                  |   |                                 |                   |
| <b>General Fund Accounts</b>   |                           |     |     |             |  |   |  |                  |   |                                 |                   |
| Career, Technical, and Adult Education, Education<br>Fund Resources:   |                           |     |     |             |  |   |  |                  |   |                                 |                   |
| Undisbursed Funds  | 2023-2024                 |     | 091 | 0400        | 000                                      | -----   | 1,400,436,000.00   | -----            | 26,347,440.80   | -----                           | 1,374,088,559.20  |
|  | 2023                      |     |     |             |  | -----   | 789,080,137.00   | -----            | 269,312,183.25  | -----                           | 519,767,953.75    |
|  | 2022-2023                 |     |     |             |  | 1,279,427,467.53  | -----  | -----            | 907,956,540.48  | -----                           | 371,470,927.05    |
|  | 2022                      |     |     |             |  | 519,523,515.20  | -----  | -----            | 392,280,382.94  | -----                           | 127,243,132.26    |
|  | 2021-2022                 |     |     |             |  | 374,212,840.21  | -----  | -----            | 283,451,006.93  | -----                           | 90,761,833.28     |
|  | 2021                      |     |     |             |  | 86,982,239.97   | -----  | -----            | 53,617,389.72   | -----                           | 33,364,850.25     |

Footnotes at End of Chapter

## Appropriations, Outlays, and Balances - Continued

| Appropriation or Fund Account<br><br>Title                                    | Account Symbol            |     |     |      | Balances,<br>Beginning of<br>Fiscal Year | Appropriations<br>and Other<br>Obligational<br>Authority <sup>1</sup> | Transfers<br>Borrowings<br>and<br>Investment<br>(Net) <sup>2</sup> | Outlays<br>(Net) | Balances<br>Withdrawn<br>and Other<br>Transactions <sup>3</sup> | Balances, End<br>of Fiscal Year |
|---|---------------------------|-----|-----|------|--|---|--|------------------|---|---------------------------------|
|   | Period of<br>Availability | ATA | AID | MAIN |  |   |  |                  |   |                                 |
|   | 2020-2021                 |     |     |      | 98,628,029.14                            | -----   | -----  | 93,213,594.04    | -----   | 5,414,435.10                    |
|   | 2020                      |     |     |      | 20,373,092.48                            | -----   | -----  | 897,530.72       | -----   | 19,475,561.76                   |
|   | 2019-2020                 |     |     |      | 6,928,401.69                             | -----   | -----  | 1,891,129.61     | -----   | 5,037,272.08                    |
|   | 2019                      |     |     |      | 5,934,184.60                             | -----   | -----  | 1,957,754.79     | -----   | 3,976,429.81                    |
|   | 2018-2019                 |     |     |      | 1,267,339.72                             | -----   | -----  | 605,217.87       | -----   | 662,121.85                      |
|   | 2018                      |     |     |      | 925,142.17                               | -----   | -----  | -----            | 925,142.17  | -----                           |
|   | 2017-2018                 |     |     |      | 4,687,635.19                             | -----   | -----  | 844,495.86       | 3,843,139.33  | -----                           |
|   | No Year                   |     |     |      | 239,739.27                               | -----   | -----  | -----            | -----   | 239,739.27                      |
| Transfer To:  |                           |     |     |      |  |   |  |                  |   |                                 |
| Interior, Bureau of Indian Affairs  | 2023                      | 014 | 091 | 0400 | 020                                      | -----   | 1,919,863.00   | -----            | -----   | 1,919,863.00                    |
|   | 2022                      |     |     |      |  | <sup>5</sup> 1,458,926.00   | -----  | 1,458,926.00     | -----   | -----                           |
|   | Subtotal                  |     | 091 | 0400 | 000                                      | 2,400,588,553.17  | 2,191,436,000.00   | 2,033,833,593.01 | 4,768,281.50  | 2,553,422,678.66                |
| Total, Office of Vocational and Adult Education                               |                           |     |     |      |  | 2,400,588,553.17  | 2,191,436,000.00   | 2,033,833,593.01 | 4,768,281.50  | 2,553,422,678.66                |
| <b>Office of Postsecondary Education</b>                                      |                           |     |     |      |  |   |  |                  |   |                                 |
| <b>General Fund Accounts</b>  |                           |     |     |      |  |   |  |                  |   |                                 |
| Higher Education, Education<br>Fund Resources:                                |                           |     |     |      |  |   |  |                  |   |                                 |
| Undisbursed Funds   | 2023-2025                 |     | 091 | 0201 | 000                                      | -----   | 12,492,042.00  | -----            | -----   | 12,492,042.00                   |
|   | 2023-2024                 |     |     |      |  | -----   | 183,080,000.00   | -----            | -----   | 183,080,000.00                  |
|   | 2022-2024                 |     |     |      |  | 6,904,996.00  | -----  | -----            | -----   | 6,904,996.00                    |
|   | 2023                      |     |     |      |  | -----   | 3,571,190,573.00   | -----            | -----   | 3,440,822,813.80                |
|   | 2022-2023                 |     |     |      |  | 75,941,947.03   | -----  | 132,020,000.00   | 6,358,639.25  | 201,603,307.78                  |
|   | 2022                      |     |     |      |  | 3,136,688,804.25  | -----  | -140,935,091.00  | 1,620,517,272.71  | 1,375,236,440.54                |
|   | 2021-2022                 |     |     |      |  | 215,494,617.14  | -----  | -----            | -----   | 151,048,548.50                  |
|   | 2021                      |     |     |      |  | 1,238,424,342.81  | -----  | -----            | -----   | 325,192,934.98                  |
|   | 2020-2021                 |     |     |      |  | 107,206,655.09  | -----  | -----            | -----   | 26,410,207.10                   |
|   | 2020                      |     |     |      |  | 240,738,999.97  | -----  | -----            | -----   | 99,759,954.96                   |
|   | 2019-2020                 |     |     |      |  | 34,320,871.84   | -----  | -----            | -----   | 16,359,073.85                   |
|   | 2019                      |     |     |      |  | 68,956,699.59   | -----  | -----            | -----   | 55,131,830.45                   |
|   | 2018-2019                 |     |     |      |  | 1,590,864.82  | -----  | -----            | -----   | 1,101,133.64                    |
|   | 2018                      |     |     |      |  | 22,810,161.31   | -----  | -----            | 19,922,364.64   | -----                           |
|   | 2017-2018                 |     |     |      |  | 415,611.00  | -----  | -----            | 415,611.00  | -----                           |
|   | No Year                   |     |     |      |  | 1,669,343.79  | -----  | -----            | -----   | 1,669,343.79                    |
|   | Subtotal                  |     | 091 | 0201 | 000                                      | 5,151,163,914.64  | 3,766,762,615.00   | -8,915,091.00    | 2,991,860,835.61  | 20,337,975.64                   |
| Higher Education Facilities Loans and Insurance, Education<br>Fund Resources: |                           |     |     |      |  |   |  |                  |   |                                 |
| Undisbursed Funds   | No Year                   |     | 091 | 0240 | 000                                      | 755,596.28  | -----  | -----            | -659,900.00   | <sup>6</sup> 757,143.94         |

Footnotes at End of Chapter

Appropriations, Outlays, and Balances - Continued

| Appropriation or Fund Account<br><br>Title   | Account Symbol            |     |     |      | Balances,<br>Beginning of<br>Fiscal Year | Appropriations<br>and Other<br>Obligational<br>Authority <sup>1</sup> | Transfers<br>Borrowings<br>and<br>Investment<br>(Net) <sup>2</sup> | Outlays<br>(Net) | Balances<br>Withdrawn<br>and Other<br>Transactions <sup>3</sup> | Balances, End<br>of Fiscal Year |                |
|--|---------------------------|-----|-----|------|--|---|--|------------------|---|---------------------------------|----------------|
|  | Period of<br>Availability | ATA | AID | MAIN |  |   |  |                  |   |                                 | SUB            |
| College Housing and Academic Facilities Loans Program, Education<br>Fund Resources:                          |                           |     |     |      |  |   |  |                  |   |                                 |                |
| Undisbursed Funds  | 2023                      |     | 091 | 0241 | 000                                      | -----   | 2,859,735.00   | -----            | 2,790,880.79  | -----                           | 68,854.21      |
|  | 2022                      |     |     |      |  | 101,207.97  | -----  | -----            | 71,913.93   | -----                           | 29,294.04      |
|  | 2021                      |     |     |      |  | 21,602.80   | -----  | -----            | 3,423.09  | -----                           | 18,179.71      |
|  | 2020                      |     |     |      |  | 5,143.87  | -----  | -----            | 565.55  | -----                           | 4,578.32       |
|  | 2019                      |     |     |      |  | 30,632.79   | -----  | -----            | -----   | -----                           | 30,632.79      |
|  | 2018                      |     |     |      |  | 9,830.72  | -----  | -----            | -----   | 9,830.72                        | -----          |
|  | Subtotal                  |     | 091 | 0241 | 000                                      | 168,418.15  | 2,859,735.00   | -----            | 2,866,783.36  | 9,830.72                        | 151,539.07     |
| College Housing and Academic Facilities Loans, Liquidating Account,<br>Education<br>Fund Resources:          |                           |     |     |      |  |   |  |                  |   |                                 |                |
| Undisbursed Funds  | No Year                   |     | 091 | 0242 | 000                                      | 3,994,578.96  | -----  | -----            | -1,495,501.86   | <sup>6</sup> 3,465,205.41       | 2,024,875.41   |
| Howard University, Education<br>Fund Resources:  |                           |     |     |      |  |   |  |                  |   |                                 |                |
| Undisbursed Funds  | 2023                      |     | 091 | 0603 | 000                                      | -----   | 350,613,000.00   | -----            | 250,613,000.00  | -----                           | 100,000,000.00 |
|  | 2021-2023                 |     |     |      |  | 11,355,768.00   | -----  | -----            | 11,355,768.00   | -----                           | -----          |
|  | 2022                      |     |     |      |  | 100,000,000.00  | -----  | -----            | -----   | -----                           | 100,000,000.00 |
|  | No Year                   |     |     |      |  | -----   | 3,405,000.00   | -----            | -----   | -----                           | 3,405,000.00   |
|  | Subtotal                  |     | 091 | 0603 | 000                                      | 111,355,768.00  | 354,018,000.00   | -----            | 261,968,768.00  | -----                           | 203,405,000.00 |
| Historically Black College and University Capital Financing Program<br>Account, Education<br>Fund Resources: |                           |     |     |      |  |   |  |                  |   |                                 |                |
| Undisbursed Funds  | 2023-2024                 |     | 091 | 1901 | 000                                      | -----   | 20,150,000.00  | -----            | 184,798.00  | -----                           | 19,965,202.00  |
|  | 2023                      |     |     |      |  | -----   | 62,949,167.00  | -----            | 62,906,764.11   | -----                           | 42,402.89      |
|  | 2022-2023                 |     |     |      |  | 20,150,000.00   | -----  | -----            | 400,247.00  | -----                           | 19,749,753.00  |
|  | 2022                      |     |     |      |  | 71,203.23   | -----  | -----            | 50,873.03   | -----                           | 20,330.20      |
|  | 2021-2022                 |     |     |      |  | 16,823,725.00   | -----  | -3,158,965.00    | 3,668,718.00  | -----                           | 9,996,042.00   |
|  | 2021                      |     |     |      |  | 338,692,498.47  | -----  | -----            | 2,016.22  | -----                           | 338,690,482.25 |
|  | 2020-2021                 |     |     |      |  | 6,014,600.00  | -----  | -----            | -----   | -----                           | 6,014,600.00   |
|  | 2020                      |     |     |      |  | 36,324,383.15   | -----  | -----            | 535.33  | -----                           | 36,323,847.82  |
|  | 2019-2020                 |     |     |      |  | 5,897,648.00  | -----  | -----            | 2,457,550.00  | -----                           | 3,440,098.00   |
|  | 2019                      |     |     |      |  | 6,720,388.44  | -----  | -----            | -----   | -----                           | 6,720,388.44   |
|  | 2018-2019                 |     |     |      |  | 4,393,754.00  | -----  | -----            | 1,539,778.00  | -----                           | 2,853,976.00   |
|  | 2018                      |     |     |      |  | 742,800.48  | -----  | -----            | 518.06  | 742,282.42                      | -----          |
|  | 2017-2018                 |     |     |      |  | 12,390,477.00   | -----  | -----            | -----   | 12,390,477.00                   | -----          |
|  | Subtotal                  |     | 091 | 1901 | 000                                      | 448,221,477.77  | 83,099,167.00  | -3,158,965.00    | 71,211,797.75   | 13,132,759.42                   | 443,817,122.60 |
| <b>Public Enterprise Funds</b>   |                           |     |     |      |  |   |  |                  |   |                                 |                |

Footnotes at End of Chapter

## Appropriations, Outlays, and Balances - Continued

| Appropriation or Fund Account<br><br>Title                                      | Account Symbol            |     |     |      | Balances,<br>Beginning of<br>Fiscal Year | Appropriations<br>and Other<br>Obligational<br>Authority <sup>1</sup> | Transfers<br>Borrowings<br>and<br>Investment<br>(Net) <sup>2</sup> | Outlays<br>(Net) | Balances<br>Withdrawn<br>and Other<br>Transactions <sup>3</sup> | Balances, End<br>of Fiscal Year |                   |
|---|---------------------------|-----|-----|------|--|---|--|------------------|---|---------------------------------|-------------------|
|   | Period of<br>Availability | ATA | AID | MAIN |  |   |  |                  |   |                                 | SUB               |
| College Housing Loans, Education<br>Fund Resources:<br>Undisbursed Funds        | No Year                   |     | 091 | 4250 | 000                                      | 1,613,885.51  | -----  | -----            | -192,128.58   | 6 1,593,927.39                  | 212,086.70        |
| Total, Office of Postsecondary Education  |                           |     |     |      |  | 5,717,273,639.31  | 4,206,739,517.00   | -12,074,056.00   | 3,325,560,654.28  | 39,296,842.52                   | 6,547,081,603.51  |
| <b>Office of Federal Student Aid</b>  |                           |     |     |      |  |   |  |                  |   |                                 |                   |
| <b>General Fund Accounts</b>  |                           |     |     |      |  |   |  |                  |   |                                 |                   |
| Student Financial Assistance, Education<br>Fund Resources:<br>Undisbursed Funds | 2023-2024                 |     | 091 | 0200 | 000                                      | -----   | 30,800,053,710.00  | -----            | 7,144,046,133.00  | -----                           | 23,656,007,577.00 |
|   | 2022-2023                 |     |     |      |  | 27,922,051,985.05   | -360,000,000.00  | -----            | 17,699,083,802.29   | -----                           | 9,862,968,182.76  |
|   | 2021-2022                 |     |     |      |  | 4,959,476,749.57  | -----  | -15,547,756.02   | 3,897,453,381.14  | -----                           | 1,046,475,612.41  |
|   | 2020-2021                 |     |     |      |  | 2,107,602,227.13  | -----  | -----            | 1,986,133,905.92  | -----                           | 121,468,321.21    |
|   | 2019-2020                 |     |     |      |  | 54,875,847.32   | -----  | -----            | 7,940,041.41  | -----                           | 46,935,805.91     |
|   | 2018-2019                 |     |     |      |  | 57,653,142.14   | -----  | -----            | -9,231,854.53   | -----                           | 66,884,996.67     |
|   | 2017-2018                 |     |     |      |  | 42,579,259.09   | -----  | -----            | 7,739,249.60  | 34,840,009.49                   | -----             |
|   | Subtotal                  |     | 091 | 0200 | 000                                      | 35,144,239,210.30   | 30,440,053,710.00  | -15,547,756.02   | 30,733,164,658.83   | 34,840,009.49                   | 34,800,740,495.96 |
| Student Aid Administration, Education<br>Fund Resources:<br>Undisbursed Funds   | 2023-2024                 |     | 091 | 0202 | 000                                      | -----   | 2,094,961,290.00   | -----            | 1,356,423,898.67  | -----                           | 738,537,391.33    |
|   | 2022-2023                 |     |     |      |  | 758,156,024.66  | -----  | -----            | 627,887,839.21  | -----                           | 130,268,185.45    |
|   | 2021-2023                 |     |     |      |  | 60,562,828.71   | -2,085.00  | -----            | 46,811,672.52   | -----                           | 13,749,071.19     |
|   | 2021-2022                 |     |     |      |  | 97,155,529.07   | -----  | -----            | 37,564,188.09   | -----                           | 59,591,340.98     |
|   | 2020-2021                 |     |     |      |  | 17,853,231.79   | -----  | -----            | 8,416,507.94  | -----                           | 9,436,723.85      |
|   | 2019-2020                 |     |     |      |  | 21,763,007.91   | -----  | -----            | 5,998,936.14  | -----                           | 15,764,071.77     |
|   | 2018-2019                 |     |     |      |  | 20,047,009.13   | -----  | -----            | 1,448,226.12  | -----                           | 18,598,783.01     |
|   | 2017-2018                 |     |     |      |  | 7,613,681.23  | -----  | -----            | -----   | 7,613,681.23                    | -----             |
|   | No Year                   |     |     |      |  | 5,705,909.23  | -----  | -----            | 150,537.03  | -----                           | 5,555,372.20      |
|   | Subtotal                  |     | 091 | 0202 | 000                                      | 988,857,221.73  | 2,094,959,205.00   | -----            | 2,084,701,805.72  | 7,613,681.23                    | 991,500,939.78    |
| Teach Grant Program Account, Education<br>Fund Resources:<br>Undisbursed Funds  | 2023                      |     | 091 | 0206 | 000                                      | -----   | 70,813,400.00  | -----            | 59,904,951.00   | -----                           | 10,908,449.00     |
|   | 2022                      |     |     |      |  | 8,240,685.00  | -----  | -----            | 5,555,205.00  | -----                           | 2,685,480.00      |
|   | 2021                      |     |     |      |  | 2,099,009.00  | -----  | -----            | -----   | -----                           | 2,099,009.00      |
|   | 2020                      |     |     |      |  | 2,028,830.00  | -----  | -----            | -----   | -----                           | 2,028,830.00      |
|   | 2019                      |     |     |      |  | 2,025,423.00  | -----  | -----            | -----   | -----                           | 2,025,423.00      |
|   | 2018                      |     |     |      |  | 8,910,603.00  | -----  | -----            | -----   | 8,910,603.00                    | -----             |
|   | Subtotal                  |     | 091 | 0206 | 000                                      | 23,304,550.00   | 70,813,400.00  | -----            | 65,460,156.00   | 8,910,603.00                    | 19,747,191.00     |

Footnotes at End of Chapter

Appropriations, Outlays, and Balances - Continued

| Appropriation or Fund Account<br><br>Title   | Account Symbol            |     |          |             | Balances,<br>Beginning of<br>Fiscal Year | Appropriations<br>and Other<br>Obligational<br>Authority <sup>1</sup> | Transfers<br>Borrowings<br>and<br>Investment<br>(Net) <sup>2</sup> | Outlays<br>(Net)   | Balances<br>Withdrawn<br>and Other<br>Transactions <sup>3</sup> | Balances, End<br>of Fiscal Year |
|--|---------------------------|-----|----------|-------------|--|---|--|--------------------|---|---------------------------------|
|  | Period of<br>Availability | ATA | AID      | MAIN<br>SUB |  |   |  |                    |   |                                 |
| Guaranteed Student Loans, Liquidating Account, Education<br>Fund Resources:<br>Undisbursed Funds                                 | No Year                   |     | 091 0230 | 000         | 5,856,952.52                             | 50,000,000.00   | -----  | 16,439,574.67      | <sup>6</sup> 2,750,008.77                                       | 36,667,369.08                   |
| Federal Family Education Loan Program Account, Education<br>Fund Resources:<br>Undisbursed Funds                                 | 2023                      |     | 091 0231 | 000         | -----                                    | 12,007,038,581.00   | -----  | 12,007,038,581.00  | -----   | -----                           |
|  | 2022                      |     |          |             | 3.00                                     | -----   | -----  | -----              | -----   | 3.00                            |
|  | Subtotal                  |     | 091 0231 | 000         | 3.00                                     | 12,007,038,581.00   | -----  | 12,007,038,581.00  | -----   | 3.00                            |
| Federal Direct Student Loan Program, Education<br>Fund Resources:<br>Undisbursed Funds   | 2023                      |     | 091 0243 | 000         | -----                                    | 145,913,901,759.00  | -----  | 142,617,057,128.00 | -----   | 3,296,844,631.00                |
|  | 2022                      |     |          |             | 1,042,464,529.00                         | -----   | -----  | 715,062,170.00     | -----   | 327,402,359.00                  |
|  | 2021                      |     |          |             | 181,233,672.00                           | -----   | -----  | -----              | -----   | 181,233,672.00                  |
|  | 2020                      |     |          |             | 431,081,750.00                           | -----   | -----  | -----              | -----   | 431,081,750.00                  |
|  | 2019                      |     |          |             | 242,958,578.00                           | -----   | -----  | -----              | -----   | 242,958,578.00                  |
|  | 2018                      |     |          |             | 245,596,486.00                           | -----   | -----  | -----              | 245,596,486.00  | -----                           |
|  | No Year                   |     |          |             | 755,795,240.90                           | -----   | -----  | 387,141.53         | -----   | 755,408,099.37                  |
|  | Subtotal                  |     | 091 0243 | 000         | 2,899,130,255.90                         | 145,913,901,759.00  | -----  | 143,332,506,439.53 | 245,596,486.00  | 5,234,929,089.37                |
| Health Education Assistance Loans Program Account, Education<br>Fund Resources:<br>Undisbursed Funds                             | 2023                      |     | 091 0247 | 000         | -----                                    | 11,759,354.00   | -----  | 11,759,354.00      | -----   | -----                           |
| Iraq and Afghanistan Service Grants Program, Office of Federal Student<br>AID, Education<br>Fund Resources:<br>Undisbursed Funds | 2023                      |     | 091 0248 | 000         | -----                                    | 636,923.78  | -----  | 548,196.30         | -----   | 88,727.48                       |
|  | 2022                      |     |          |             | <sup>4</sup> 108,221.66                  | -----   | -----  | 89,090.55          | -----   | 19,131.11                       |
|  | 2021                      |     |          |             | 38,425.51                                | -----   | -----  | -642.66            | -----   | 39,068.17                       |
|  | 2020                      |     |          |             | 0.50                                     | -----   | -----  | -----              | -----   | 0.50                            |
|  | 2019                      |     |          |             | 3,097.00                                 | -----   | -----  | -----              | -----   | 3,097.00                        |
|  | 2018                      |     |          |             | 3,168.62                                 | -----   | -----  | -----              | 3,168.62  | -----                           |
|  | Subtotal                  |     | 091 0248 | 000         | 152,913.29                               | 636,923.78  | -----  | 636,644.19         | 3,168.62  | 150,024.26                      |
| <b>Special Fund Accounts</b>   |                           |     |          |             |  |   |  |                    |   |                                 |
| Student Financial Assistance Debt Collection, Education<br>Fund Resources:<br>Undisbursed Funds                                  | No Year                   |     | 091 5557 | 000         | 7,714,480.45                             | 2,721,444.62  | -----  | 305,016.42         | <sup>6</sup> 1,160,570.00                                       | 8,970,338.65                    |
| <b>Public Enterprise Funds</b>   |                           |     |          |             |  |   |  |                    |   |                                 |
| Federal Student Loan Reserve Fund, Education<br>Fund Resources:<br>Undisbursed Funds   | No Year                   |     | 091 4257 | 000         | -----                                    | -----   | 161,110,504.09   | 117,858,747.38     | <sup>6</sup> 43,251,756.71                                      | -----                           |
| Funds Held Outside the Treasury  |                           |     |          |             | 724,815,763.31                           | -----   | -161,110,504.09  | -----              | -----   | 563,705,259.22                  |

Footnotes at End of Chapter

## Appropriations, Outlays, and Balances - Continued

| Appropriation or Fund Account<br><br>Title   | Account Symbol            |     |      |             | Balances,<br>Beginning of<br>Fiscal Year | Appropriations<br>and Other<br>Obligational<br>Authority <sup>1</sup> | Transfers<br>Borrowings<br>and<br>Investment<br>(Net) <sup>2</sup> | Outlays<br>(Net)   | Balances<br>Withdrawn<br>and Other<br>Transactions <sup>3</sup> | Balances, End<br>of Fiscal Year |
|--|---------------------------|-----|------|-------------|--|---|--|--------------------|---|---------------------------------|
|  | Period of<br>Availability | ATA | AID  | MAIN<br>SUB |  |   |  |                    |   |                                 |
| Subtotal   |                           | 091 | 4257 | 000         | 724,815,763.31                           | -----   | -----  | 117,858,747.38     | 43,251,756.71   | 563,705,259.22                  |
| Health Education Assistance Loans Liquidating Account, Education Fund Resources:   |                           |     |      |             |  |   |  |                    |   |                                 |
| Undisbursed Funds  | No Year                   | 091 | 4299 | 000         | 1,362,803.03                             | -----   | -----  | -955,102.37        | <sup>6</sup> 1,362,803.03                                       | 955,102.37                      |
| Total, Office of Federal Student Aid   |                           |     |      |             | 39,795,434,153.53                        | 190,591,884,377.40  | -15,547,756.02   | 188,368,915,875.37 | 345,489,086.85  | 41,657,365,812.69               |
| <b>Institute of Education Sciences</b>   |                           |     |      |             |  |   |  |                    |   |                                 |
| <b>General Fund Accounts</b>   |                           |     |      |             |  |   |  |                    |   |                                 |
| Institute of Education Sciences, Education Fund Resources:   |                           |     |      |             |  |   |  |                    |   |                                 |
| Undisbursed Funds  | 2023-2024                 | 091 | 1100 | 000         | -----                                    | 807,605,000.00  | -----  | 178,798,974.97     | -----   | 628,806,025.03                  |
|  | 2022-2023                 |     |      |             | 547,816,486.69                           | -----   | -----  | 301,510,573.93     | -----   | 246,305,912.76                  |
|  | 2021-2023                 |     |      |             | 87,474,734.40                            | -44,418,185.68  | -----  | 15,975,801.21      | -----   | 27,080,747.51                   |
|  | 2021-2022                 |     |      |             | 239,943,144.08                           | -----   | -----  | 163,988,432.91     | -----   | 75,954,711.17                   |
|  | 2020-2021                 |     |      |             | 78,924,872.71                            | -----   | -----  | 55,932,957.43      | -----   | 22,991,915.28                   |
|  | 2019-2020                 |     |      |             | 19,952,745.54                            | -----   | -----  | 12,356,813.88      | -----   | 7,595,931.66                    |
|  | 2018-2019                 |     |      |             | 7,749,515.79                             | -----   | -----  | 3,322,554.12       | -----   | 4,426,961.67                    |
|  | 2017-2018                 |     |      |             | 2,921,918.24                             | -----   | -----  | 132,592.84         | 2,789,325.40  | -----                           |
| Subtotal   |                           | 091 | 1100 | 000         | 984,783,417.45                           | 763,186,814.32  | -----  | 732,018,701.29     | 2,789,325.40  | 1,013,162,205.08                |
| Total, Institute of Education Sciences   |                           |     |      |             | 984,783,417.45                           | 763,186,814.32  | -----  | 732,018,701.29     | 2,789,325.40  | 1,013,162,205.08                |
| <b>Departmental Management</b>   |                           |     |      |             |  |   |  |                    |   |                                 |
| <b>General Fund Accounts</b>   |                           |     |      |             |  |   |  |                    |   |                                 |
| Information Technology System Modernization and Working Capital Fund, Departmental Management, Education Fund Resources: |                           |     |      |             |  |   |  |                    |   |                                 |
| Undisbursed Funds  | No Year                   | 091 | 0249 | 000         | 3,901,290.48                             | -----   | 29,281,000.00  | 4,312,890.55       | -----   | 28,869,399.93                   |
| Office for Civil Rights, Departmental Management, Education Fund Resources:  |                           |     |      |             |  |   |  |                    |   |                                 |
| Undisbursed Funds  | 2023                      | 091 | 0700 | 000         | -----                                    | 140,000,000.00  | -----  | 111,455,293.33     | -----   | 28,544,706.67                   |
|  | 2022                      |     |      |             | 30,757,208.27                            | -----   | -----  | 26,633,388.61      | -----   | 4,123,819.66                    |
|  | 2021                      |     |      |             | 1,539,866.85                             | -----   | -----  | 628,166.00         | -----   | 911,700.85                      |
|  | 2020                      |     |      |             | 3,402,121.59                             | -----   | -----  | 1,046,625.70       | -----   | 2,355,495.89                    |
|  | 2019                      |     |      |             | 1,802,561.95                             | -----   | -----  | 84,438.93          | -----   | 1,718,123.02                    |
|  | 2018                      |     |      |             | 2,611,167.45                             | -----   | -----  | 344,965.28         | 2,266,202.17  | -----                           |
| Subtotal   |                           | 091 | 0700 | 000         | 40,112,926.11                            | 140,000,000.00  | -----  | 140,192,877.85     | 2,266,202.17  | 37,653,846.09                   |
| Program Administration, Departmental Management, Education Fund Resources:   |                           |     |      |             |  |   |  |                    |   |                                 |
| Undisbursed Funds  | 2021-2025                 | 091 | 0800 | 000         | 15,000,000.00                            | -----   | 5,000,000.00   | 11,853,652.64      | -----   | 8,146,347.36                    |
|  | 2021-2024                 |     |      |             | 6,515,757.10                             | -2,318,653.23   | -----  | 3,656,144.41       | -----   | 540,959.46                      |
|  | 2023                      |     |      |             | -----                                    | 426,907,000.00  | -----  | 321,184,933.85     | -----   | 105,722,066.15                  |
|  | 2021-2023                 |     |      |             | 4,178,578.52                             | -250,377.04   | -----  | 2,954,971.39       | -----   | 973,230.09                      |

Footnotes at End of Chapter

Appropriations, Outlays, and Balances - Continued

| Appropriation or Fund Account<br><br>Title  | Account Symbol            |     |     |             | Balances,<br>Beginning of<br>Fiscal Year | Appropriations<br>and Other<br>Obligational<br>Authority <sup>1</sup> | Transfers<br>Borrowings<br>and<br>Investment<br>(Net) <sup>2</sup> | Outlays<br>(Net)    | Balances<br>Withdrawn<br>and Other<br>Transactions <sup>3</sup> | Balances, End<br>of Fiscal Year |
|---|---------------------------|-----|-----|-------------|--|---|--|---------------------|---|---------------------------------|
|   | Period of<br>Availability | ATA | AID | MAIN<br>SUB |  |   |  |                     |   |                                 |
|   | 2022                      |     |     |             | 102,291,271.66                           | -----   | -----  | 89,642,345.93       | -----   | 12,648,925.73                   |
|   | 2018-2022                 |     |     |             | 2,184,327.77                             | -----   | -----  | 189,028.24          | -----   | 1,995,299.53                    |
|   | 2021                      |     |     |             | 20,855,517.59                            | -----   | -----  | 10,544,596.67       | -----   | 10,310,920.92                   |
|   | 2020-2021                 |     |     |             | 437,430.28                               | -----   | -----  | 91,195.79           | -----   | 346,234.49                      |
|   | 2020                      |     |     |             | 24,917,507.69                            | -----   | -----  | 11,146,626.20       | -----   | 13,770,881.49                   |
|   | 2019-2020                 |     |     |             | 1,000,000.00                             | -----   | -----  | -----               | -----   | 1,000,000.00                    |
|   | 2019                      |     |     |             | 12,223,956.34                            | -----   | -----  | 1,132,615.56        | -----   | 11,091,340.78                   |
|   | 2018                      |     |     |             | 6,633,117.92                             | -----   | -----  | 2,641,484.96        | 3,991,632.96  | -----                           |
|   | No Year                   |     |     |             | 5,726,001.63                             | -----   | -----  | 100,106.43          | -----   | 5,625,895.20                    |
|   | Subtotal                  |     | 091 | 0800        | 201,963,466.50                           | 424,337,969.73  | 5,000,000.00   | 455,137,702.07      | 3,991,632.96  | 172,172,101.20                  |
| Office of the Inspector General, Departmental Management, Education<br>Fund Resources:                      |                           |     |     |             |  |   |  |                     |   |                                 |
| Undisbursed Funds   | 2023                      |     | 091 | 1400        | -----                                    | 64,500,000.00   | -----  | 51,437,247.43       | -----   | 13,062,752.57                   |
|   | 2022                      |     |     |             | 16,026,930.03                            | -----   | -----  | 14,147,972.58       | -----   | 1,878,957.45                    |
|   | 2020-2022                 |     |     |             | 213,374.77                               | -----   | -----  | 4,793.17            | -----   | 208,581.60                      |
|   | 2021                      |     |     |             | 1,866,885.56                             | -----   | -----  | 885,081.42          | -----   | 981,804.14                      |
|   | 2020                      |     |     |             | 3,432,866.06                             | -----   | -----  | 133,179.14          | -----   | 3,299,686.92                    |
|   | 2019                      |     |     |             | 683,715.54                               | -----   | -----  | -----               | -----   | 683,715.54                      |
|   | 2018                      |     |     |             | 1,303,359.13                             | -----   | -----  | -75,891.97          | 1,379,251.10  | -----                           |
|   | No Year                   |     |     |             | 12,558,922.57                            | 3,000,000.00  | -----  | 5,120,436.46        | -----   | 10,438,486.11                   |
|   | Subtotal                  |     | 091 | 1400        | 36,086,053.66                            | 67,500,000.00   | -----  | 71,652,818.23       | 1,379,251.10  | 30,553,984.33                   |
| <b>Trust Fund Accounts</b>  |                           |     |     |             |  |   |  |                     |   |                                 |
| Contributions, Education<br>Fund Resources:   |                           |     |     |             |  |   |  |                     |   |                                 |
| Undisbursed Funds   | No Year                   |     | 091 | 8258        | 1,781,482.80                             | 381,000.00  | -----  | 915,659.09          | -----   | 1,246,823.71                    |
| Total, Departmental Management  |                           |     |     |             | 283,845,219.55                           | 632,218,969.73  | 34,281,000.00  | 672,211,947.79      | 7,637,086.23  | 270,496,155.26                  |
| <b>Hurricane Education Recovery</b>   |                           |     |     |             |  |   |  |                     |   |                                 |
| <b>General Fund Accounts</b>  |                           |     |     |             |  |   |  |                     |   |                                 |
| Hurricane Education Recovery, Office of Elementary and Secondary<br>Education, Education<br>Fund Resources: |                           |     |     |             |  |   |  |                     |   |                                 |
| Undisbursed Funds   | 2018-2022                 |     | 091 | 0013        | 1,544,706,681.21                         | -----   | -----  | 32,430,787.87       | -----   | 1,512,275,893.34                |
|   | 2019-2020                 |     |     |             | 39,670,848.42                            | -----   | -----  | 2,219,162.27        | -----   | 37,451,686.15                   |
|   | Subtotal                  |     | 091 | 0013        | 1,584,377,529.63                         | -----   | -----  | 34,649,950.14       | -----   | 1,549,727,579.49                |
| Total, Hurricane Education Recovery   |                           |     |     |             | 1,584,377,529.63                         | -----   | -----  | 34,649,950.14       | -----   | 1,549,727,579.49                |
| <b>Deductions for Offsetting Receipts</b>   |                           |     |     |             |  |   |  |                     |   |                                 |
| Proprietary Receipts from the Public  |                           |     |     |             | -----                                    | -347,675,656,682.36   | -----  | -347,675,656,682.36 | -----   | -----                           |
| Intrabudgetary Receipts Deducted by Agency  |                           |     |     |             | -----                                    | 61,906,973.07   | -----  | 61,906,973.07       | -----   | -----                           |

Footnotes at End of Chapter



## Appropriations, Outlays, and Balances - Continued

| Appropriation or Fund Account<br><br>Title   | Account Symbol            |     |     |      | Balances,<br>Beginning of<br>Fiscal Year | Appropriations<br>and Other<br>Obligational<br>Authority <sup>1</sup> | Transfers<br>Borrowings<br>and<br>Investment<br>(Net) <sup>2</sup> | Outlays<br>(Net)    | Balances<br>Withdrawn<br>and Other<br>Transactions <sup>3</sup> | Balances, End<br>of Fiscal Year |
|--|---------------------------|-----|-----|------|--|---|--|---------------------|---|---------------------------------|
|  | Period of<br>Availability | ATA | AID | MAIN |  |   |  |                     |   |                                 |
| Total, Offsetting Receipts   |                           |     |     |      | -----                                    | -347,613,749,709.29   | -----  | -347,613,749,709.29 | -----   | -----                           |
| Total, Department of Education   |                           |     |     |      | 237,672,866,423.81                       | -100,282,680,527.64   | 5,000,000.00   | -41,107,687,983.85  | 577,830,019.81  | 177,925,043,860.21              |
| <b>Memorandum</b>  |                           |     |     |      |  |   |  |                     |   |                                 |
| <b>Financing Accounts</b>  |                           |     |     |      |  |   |  |                     |   |                                 |
| <b>Public Enterprise Funds</b>   |                           |     |     |      |  |   |  |                     |   |                                 |
| Guaranteed Student Loans, Financing Account, Education<br>Fund Resources:  |                           |     |     |      |  |   |  |                     |   |                                 |
| Undisbursed Funds  | No Year                   |     | 091 | 4251 | 37,251,441,718.36                        | 456,705,248.00  | -9,279,177,776.57  | 4,191,323,777.42    | <sup>6</sup> 154,676,233.00                                     | 24,082,969,179.37               |
| Authority to Borrow from the Treasury  |                           |     |     |      | 1.00                                     | 4,988,832,612.96  | -4,988,832,612.96  | -----               | -----   | 1.00                            |
| Subtotal   |                           |     | 091 | 4251 | 37,251,441,719.36                        | 5,445,537,860.96  | -14,268,010,389.53   | 4,191,323,777.42    | 154,676,233.00  | 24,082,969,180.37               |
| College Housing and Academic Facilities, Financing Account, Education<br>Fund Resources:                                     |                           |     |     |      |  |   |  |                     |   |                                 |
| Undisbursed Funds  | No Year                   |     | 091 | 4252 | 43,696.15                                | -----   | -2,605,431.15  | -2,735,113.02       | -----   | 173,378.02                      |
| Federal Direct Loan Demonstration Financing Account, Education<br>Fund Resources:  |                           |     |     |      |  |   |  |                     |   |                                 |
| Undisbursed Funds  | No Year                   |     | 091 | 4253 | 39,256,376,828.55                        | 6,590,696,984.00  | 289,571,572,057.59   | 287,499,278,781.80  | <sup>6</sup> 7,683,857,270.00                                   | 40,235,509,818.34               |
| Authority to Borrow from the Treasury  |                           |     |     |      | 41,629,530,566.78                        | 456,646,442,574.23  | -445,038,700,746.59  | -----               | 6,859,367,848.00  | 46,377,904,546.42               |
| Subtotal   |                           |     | 091 | 4253 | 80,885,907,395.33                        | 463,237,139,558.23  | -155,467,128,689.00  | 287,499,278,781.80  | 14,543,225,118.00   | 86,613,414,364.76               |
| Historically Black College and University, Capital Financing, Direct<br>Loan Financing Account, Education<br>Fund Resources: |                           |     |     |      |  |   |  |                     |   |                                 |
| Undisbursed Funds  | No Year                   |     | 091 | 4255 | 89,806,394.39                            | -----   | <sup>7a</sup> 116,014,475.57                                       | 67,497,273.78       | -----   | 138,323,596.18                  |
| Authority to Borrow from the Treasury  |                           |     |     |      | 761,250,315.37                           | 467,335,294.00  | -133,789,275.82  | -----               | 96,000,000.00   | 998,796,333.55                  |
| Subtotal   |                           |     | 091 | 4255 | 851,056,709.76                           | 467,335,294.00  | -17,774,800.25   | 67,497,273.78       | 96,000,000.00   | 1,137,119,929.73                |
| Teach Grant Financing Account, Education<br>Fund Resources:  |                           |     |     |      |  |   |  |                     |   |                                 |
| Undisbursed Funds  | No Year                   |     | 091 | 4290 | 45,151,599.82                            | 2,095,981.00  | 40,090,505.77  | 59,404,775.46       | <sup>6</sup> 553,170.00   | 27,380,141.13                   |
| Authority to Borrow from the Treasury  |                           |     |     |      | 22,055,896.00                            | 107,956,687.23  | -100,104,263.23  | -----               | 9,850,000.00  | 20,058,320.00                   |
| Subtotal   |                           |     | 091 | 4290 | 67,207,495.82                            | 110,052,668.23  | -60,013,757.46   | 59,404,775.46       | 10,403,170.00   | 47,438,461.13                   |
| Health Education Assistance Loans Financing Account, Education<br>Fund Resources:  |                           |     |     |      |  |   |  |                     |   |                                 |
| Undisbursed Funds  | No Year                   |     | 091 | 4300 | 25,104,775.95                            | -----   | -13,389,588.00   | -13,256,978.95      | <sup>6</sup> 24,852.00  | 24,947,314.90                   |
| Authority to Borrow from the Treasury  |                           |     |     |      | -----                                    | 24,852.00   | -24,852.00   | -----               | -----   | -----                           |
| Subtotal   |                           |     | 091 | 4300 | 25,104,775.95                            | 24,852.00   | -13,414,440.00   | -13,256,978.95      | 24,852.00   | 24,947,314.90                   |
| Temporary Student Loan Purchase Authority Standard Put Financing<br>Account, Education<br>Fund Resources:                    |                           |     |     |      |  |   |  |                     |   |                                 |
| Undisbursed Funds  | No Year                   |     | 091 | 4449 | 2,086,298,616.68                         | 108,250,412.00  | -127,974,802.59  | 802,879,301.47      | <sup>6</sup> 69,210,361.00                                      | 1,194,484,563.62                |
| Authority to Borrow from the Treasury  |                           |     |     |      | -----                                    | 3,640,616,066.33  | -3,640,616,066.33  | -----               | -----   | -----                           |
| Subtotal   |                           |     | 091 | 4449 | 2,086,298,616.68                         | 3,748,866,478.33  | -3,768,590,868.92  | 802,879,301.47      | 69,210,361.00   | 1,194,484,563.62                |

Footnotes at End of Chapter

**Appropriations, Outlays, and Balances - Continued**

| Appropriation or Fund Account<br><br>Title   | Account Symbol            |     |     |      | Balances,<br>Beginning of<br>Fiscal Year | Appropriations<br>and Other<br>Obligational<br>Authority <sup>1</sup> | Transfers<br>Borrowings<br>and<br>Investment<br>(Net) <sup>2</sup> | Outlays<br>(Net)    | Balances<br>Withdrawn<br>and Other<br>Transactions <sup>3</sup> | Balances, End<br>of Fiscal Year |                    |
|--|---------------------------|-----|-----|------|--|---|--|---------------------|---|---------------------------------|--------------------|
|  | Period of<br>Availability | ATA | AID | MAIN |  |   |  |                     |   |                                 | SUB                |
| Temporary Student Loan Purchase Authority Financing Account, Education<br>Fund Resources:            |                           |     |     |      |  |   |  |                     |   |                                 |                    |
| Undisbursed Funds  | No Year                   |     | 091 | 4453 | 000                                      | 893,083,630.97  | 196,571,139.00   | 3,285,746,916.60    | 4,038,257,183.24  | <sup>6</sup> 133,739,982.00     | 203,404,521.33     |
| Authority to Borrow from the Treasury  |                           |     |     |      |  | -----   | 6,777,167,961.24   | -6,777,167,961.24   | -----   | -----                           | -----              |
| Subtotal   |                           |     | 091 | 4453 | 000                                      | 893,083,630.97  | 6,973,739,100.24   | -3,491,421,044.64   | 4,038,257,183.24  | 133,739,982.00                  | 203,404,521.33     |
| Temporary Student Loan Purchase Authority Conduit Financing Account,<br>Education<br>Fund Resources: |                           |     |     |      |  |   |  |                     |   |                                 |                    |
| Undisbursed Funds  | No Year                   |     | 091 | 4459 | 000                                      | 9,193,540.60  | -----  | 22,499,409.80       | 25,379,684.66   | -----                           | 6,313,265.74       |
| Authority to Borrow from the Treasury  |                           |     |     |      |  | -----   | 31,039,196.13  | -31,039,196.13      | -----   | -----                           | -----              |
| Subtotal   |                           |     | 091 | 4459 | 000                                      | 9,193,540.60  | 31,039,196.13  | -8,539,786.33       | 25,379,684.66   | -----                           | 6,313,265.74       |
| Total, Financing Accounts  |                           |     |     |      |  | 122,069,337,580.62  | 480,013,735,008.12   | -177,097,499,207.28 | 296,668,028,685.86  | 15,007,279,716.00               | 113,310,264,979.60 |

Footnotes at End of Chapter

## Appropriations, Outlays, and Balances - Continued

### Footnotes

- 1 The amounts in this column, unless otherwise footnoted, represent appropriations, increases and rescissions in borrowing authority or new contract authority. Appropriation accounts with appropriation transfer activity are presented in Table 1 (Appropriations and Appropriation Transfers) at the end of this chapter.
- 2 The amounts in this column, unless otherwise footnoted, represent transfers - other than appropriation transfers, borrowings (gross), investments (net), unrealized discounts or funds held outside the Treasury.
- 3 The amounts in this column, unless otherwise footnoted, represent obligated balances canceled for fiscal year 2018 pursuant to 31 U.S.C. 1553 and adjustments to borrowing and contract authority.
- 4 The opening balance(s) of the following account(s) have been adjusted during the current fiscal year and do not agree with last year's closing balance(s):

| <u>Account Symbol: (ATA, AID, POA, MAIN, SUB)</u> | <u>Adjustment</u> |
|---|-------------------|
| 091 2021-2023 0251 000 - Undi sbursed Funds       | -\$131,960,239.06 |
| 091 2021-2022 0251 000 - Undi sbursed Funds       | -\$311,173,222.54 |
| 091 2022 0248 000 - Undi sbursed Funds            | -\$123,382.88     |

- 5 The opening balance of 014 091 22 0400 020 has been adjusted during the current fiscal year by \$1,458,926.00 and does not agree with last year's closing balance.
- 6 Represents capital transfer to miscellaneous receipts.
- 7 Includes \$99,480,227.57 which represents net borrowing from the Federal Financing Bank in lieu of issuance of agency debt.
- 8 Includes \$16,534,248.00 which represents net borrowing from the U.S. Treasury.

Footnotes

Table 1 - Appropriations and Appropriation Transfers - Department of Education

| AID   | ATA | Period of Availability | MAIN | Net Appropriations and Appropriation Transfers | Appropriation Amount | Net Appropriation Transfers | AID Involved | ATA Involved | Period of Availability Involved | MAIN Involved | Amount From or To (-) |
|-------|-----|------------------------|------|--|----------------------|-----------------------------|--------------|--------------|---------------------------------|---------------|-----------------------|
| 091   | 014 | 23                     | 0301 | 434,266.77                                     | 0.00                 | 434,266.77                  | 091          |              | 23                              | 0301          | 434,266.77            |
| 091   | 014 | 23                     | 0400 | 1,919,863.00                                   | 0.00                 | 1,919,863.00                | 091          |              | 23                              | 0400          | 1,919,863.00          |
| 091   | 014 | 23                     | 1000 | 1,247,323.00                                   | 0.00                 | 1,247,323.00                | 091          |              | 23                              | 1000          | 1,247,323.00          |
| 091   |     | 2324                   | 0200 | 30,875,053,710.00                              | 30,936,072,000.00    | -61,018,290.00              | 091          |              | 2324                            | 0202          | -61,018,290.00        |
| 091   |     | 23                     | 0201 | 3,585,725,573.00                               | 3,597,037,000.00     | -11,311,427.00              | 091          |              | 2325                            | 0201          | -11,311,427.00        |
| 091   |     | 2324                   | 0201 | 183,080,000.00                                 | 184,000,000.00       | -920,000.00                 | 091          |              | 2325                            | 0201          | -920,000.00           |
| 091   |     | 2325                   | 0201 | 12,492,042.00                                  | 0.00                 | 12,492,042.00               | 091          |              | 23                              | 0201          | 11,311,427.00         |
|       |     |                        |      |  |                      |                             | 091          |              | 2324                            | 0201          | 920,000.00            |
|       |     |                        |      |  |                      |                             | 091          |              | 23                              | 0900          | 260,615.00            |
| 091   |     | 2324                   | 0202 | 2,094,961,290.00                               | 2,033,943,000.00     | 61,018,290.00               | 091          |              | 2324                            | 0200          | 61,018,290.00         |
| 091   |     | 23                     | 0301 | 4,092,471,733.23                               | 4,092,906,000.00     | -434,266.77                 | 091          | 014          | 23                              | 0301          | -434,266.77           |
| 091   |     | 23                     | 0400 | 789,080,137.00                                 | 791,000,000.00       | -1,919,863.00               | 091          | 014          | 23                              | 0400          | -1,919,863.00         |
| 091   |     | X                      | 0602 | 15,000,000.00                                  | 0.00                 | 15,000,000.00               | 091          |              | 23                              | 0602          | 15,000,000.00         |
| 091   |     | 23                     | 0602 | 150,361,000.00                                 | 165,361,000.00       | -15,000,000.00              | 091          |              | X                               | 0602          | -15,000,000.00        |
| 091   |     | X                      | 0603 | 3,405,000.00                                   | 0.00                 | 3,405,000.00                | 091          |              | 23                              | 0603          | 3,405,000.00          |
| 091   |     | 23                     | 0603 | 350,613,000.00                                 | 354,018,000.00       | -3,405,000.00               | 091          |              | X                               | 0603          | -3,405,000.00         |
| 091   |     | 23                     | 0900 | 10,928,039,385.00                              | 10,928,300,000.00    | -260,615.00                 | 091          |              | 2325                            | 0201          | -260,615.00           |
| 091   |     | 23                     | 1000 | 1,857,082,677.00                               | 1,858,330,000.00     | -1,247,323.00               | 091          | 014          | 23                              | 1000          | -1,247,323.00         |
| Total |     |                        |      | 54,940,967,000.00                              | 54,940,967,000.00    | 0.00                        |              |              |                                 |               | 0.00                  |

**This Page Left Blank Intentionally**

---

Appropriations, Outlays, and Balances - Continued

| Appropriation or Fund Account<br><br>Title   | Account Symbol            |     |     |      | Balances,<br>Beginning of<br>Fiscal Year | Appropriations<br>and Other<br>Obligational<br>Authority <sup>1</sup> | Transfers<br>Borrowings<br>and<br>Investment<br>(Net) <sup>2</sup> | Outlays<br>(Net) | Balances<br>Withdrawn<br>and Other<br>Transactions <sup>3</sup> | Balances, End<br>of Fiscal Year |                            |
|--|---------------------------|-----|-----|------|--|---|--|------------------|---|---------------------------------|----------------------------|
|  | Period of<br>Availability | ATA | AID | MAIN |  |   |  |                  |   |                                 | SUB                        |
| <b>Department of Energy</b>  |                           |     |     |      |  |   |  |                  |   |                                 |                            |
| <b>National Nuclear Security Administration</b>  |                           |     |     |      |  |   |  |                  |   |                                 |                            |
| <b>General Fund Accounts</b>   |                           |     |     |      |  |   |  |                  |   |                                 |                            |
| Weapons Activities, National Nuclear Security Administration, Energy Fund Resources:               |                           |     |     |      |  |   |  |                  |   |                                 |                            |
| Undisbursed Funds  | 2022-2026                 |     | 089 | 0240 | 000                                      | -----   | -----  | -----            | 146,493.77  | -----                           | <sup>4</sup> -146,493.77   |
|  | 2023-2025                 |     |     |      |  | -----   | -----  | -----            | 4,033,875.05  | -----                           | <sup>4</sup> -4,033,875.05 |
|  | 2023-2024                 |     |     |      |  | -----   | 130,070,000.00   | -----            | 113,172,754.25  | -----                           | 16,897,245.75              |
|  | 2022-2024                 |     |     |      |  | -----   | -----  | -----            | 58,494.72   | -----                           | <sup>4</sup> -58,494.72    |
|  | 2022-2023                 |     |     |      |  | 33,801,761.91   | -----  | -----            | 43,572,655.02   | -----                           | <sup>4</sup> -9,770,893.11 |
|  | 2021-2022                 |     |     |      |  | 928,206.71  | -----  | -----            | -359,911.59   | -----                           | 1,288,118.30               |
|  | 2020-2021                 |     |     |      |  | -520,073.19   | -----  | -----            | -866,681.05   | -----                           | 346,607.86                 |
|  | 2019-2020                 |     |     |      |  | 657,510.92  | -----  | -----            | -1,555.27   | -----                           | 659,066.19                 |
|  | 2018-2019                 |     |     |      |  | 521,409.10  | -----  | -----            | -----   | -----                           | 521,409.10                 |
|  | 2017-2018                 |     |     |      |  | 355,394.61  | -----  | -----            | -----   | 355,394.61                      | -----                      |
|  | No Year                   |     |     |      |  | 12,822,830,784.46   | 16,986,049,000.00  | -----            | 16,632,404,086.61   | -----                           | 13,176,475,697.85          |
|  | Subtotal                  |     | 089 | 0240 | 000                                      | 12,858,574,994.52   | 17,116,119,000.00  | -----            | 16,792,160,211.51   | 355,394.61                      | 13,182,178,388.40          |
| Defense Nuclear Nonproliferation, National Nuclear Security Administration, Energy Fund Resources: |                           |     |     |      |  |   |  |                  |   |                                 |                            |
| Undisbursed Funds  | No Year                   |     | 089 | 0309 | 000                                      | 2,049,815,024.99  | 2,636,018,133.00   | -----            | 2,577,873,710.75  | -----                           | 2,107,959,447.24           |
| Federal Salaries and Expenses, National Nuclear Security Administration, Energy Fund Resources:    |                           |     |     |      |  |   |  |                  |   |                                 |                            |
| Undisbursed Funds  | 2023-2024                 |     | 089 | 0313 | 000                                      | -----   | 475,000,000.00   | -----            | 396,079,849.21  | -----                           | 78,920,150.79              |
|  | 2022-2023                 |     |     |      |  | 95,989,697.71   | -----  | -----            | 91,808,096.46   | -----                           | 4,181,601.25               |
|  | 2021-2022                 |     |     |      |  | 7,871,320.01  | -----  | -----            | 6,526,265.43  | -----                           | 1,345,054.58               |
|  | 2020-2021                 |     |     |      |  | 2,099,866.54  | -----  | -----            | 821,445.03  | -----                           | 1,278,421.51               |
|  | 2019-2020                 |     |     |      |  | 2,121,441.56  | -----  | -----            | 138,213.04  | -----                           | 1,983,228.52               |
|  | 2018-2019                 |     |     |      |  | 1,324,926.00  | -----  | -----            | 91,662.57   | -----                           | 1,233,263.43               |
|  | 2017-2018                 |     |     |      |  | 1,117,978.35  | -----  | -----            | 36,120.63   | 1,081,857.72                    | -----                      |
|  | No Year                   |     |     |      |  | 995,400.21  | -----  | -----            | 24,131.75   | -----                           | 971,268.46                 |
|  | Subtotal                  |     | 089 | 0313 | 000                                      | 111,520,630.38  | 475,000,000.00   | -----            | 495,525,784.12  | 1,081,857.72                    | 89,912,988.54              |
| Naval Reactors, National Nuclear Security Administration, Energy Fund Resources:                   |                           |     |     |      |  |   |  |                  |   |                                 |                            |
| Undisbursed Funds  | 2023-2024                 |     | 089 | 0314 | 000                                      | -----   | 58,525,000.00  | -----            | 37,926,016.62   | -----                           | 20,598,983.38              |
|  | 2022-2023                 |     |     |      |  | 13,117,839.22   | -----  | -----            | 12,542,484.16   | -----                           | 575,355.06                 |
|  | 2021-2022                 |     |     |      |  | 3,329,012.03  | -----  | -----            | 882,680.69  | -----                           | 2,446,331.34               |
|  | 2020-2021                 |     |     |      |  | 229,410.63  | -----  | -----            | 300.00  | -----                           | 229,110.63                 |
|  | 2019-2020                 |     |     |      |  | 327,744.97  | -----  | -----            | -----   | -----                           | 327,744.97                 |
|  | 2018-2019                 |     |     |      |  | 430,379.68  | -----  | -----            | 1,765.02  | -----                           | 428,614.66                 |

Footnotes at End of Chapter

## Appropriations, Outlays, and Balances - Continued

| Appropriation or Fund Account<br><br>Title   | Account Symbol            |     |     |             | Balances,<br>Beginning of<br>Fiscal Year | Appropriations<br>and Other<br>Obligational<br>Authority <sup>1</sup> | Transfers<br>Borrowings<br>and<br>Investment<br>(Net) <sup>2</sup> | Outlays<br>(Net)  | Balances<br>Withdrawn<br>and Other<br>Transactions <sup>3</sup> | Balances, End<br>of Fiscal Year |
|--|---------------------------|-----|-----|-------------|--|---|--|-------------------|---|---------------------------------|
|  | Period of<br>Availability | ATA | AID | MAIN<br>SUB |  |   |  |                   |   |                                 |
|  | 2017-2018                 |     |     |             | 384,940.95                               | -----   | -----  | -----             | 384,940.95  | -----                           |
|  | No Year                   |     |     |             | 1,554,987,609.53                         | 1,923,173,000.00  | -----  | 1,517,353,575.43  | -----   | 1,960,807,034.10                |
|  | Subtotal                  |     | 089 | 0314<br>000 | 1,572,806,937.01                         | 1,981,698,000.00  | -----  | 1,568,706,821.92  | 384,940.95  | 1,985,413,174.14                |
| Total, National Nuclear Security Administration  |                           |     |     |             | 16,592,717,586.90                        | 22,208,835,133.00   | -----  | 21,434,266,528.30 | 1,822,193.28  | 17,365,463,998.32               |
| <b>Environmental and Other Defense Activities</b>  |                           |     |     |             |  |   |  |                   |   |                                 |
| <b>General Fund Accounts</b>   |                           |     |     |             |  |   |  |                   |   |                                 |
| Other Defense Activities, Environmental and Other Defense Activities,<br>Energy<br>Fund Resources:       |                           |     |     |             |  |   |  |                   |   |                                 |
| Undisbursed Funds  |                           |     |     |             |  |   |  |                   |   |                                 |
|  | 2023-2025                 |     | 089 | 0243<br>000 | -----                                    | -----   | -----  | 1,198,403.14      | -----   | <sup>4</sup> -1,198,403.14      |
|  | 2023-2024                 |     |     |             | -----                                    | 364,734,000.00  | -----  | 299,864,434.90    | -----   | 64,869,565.10                   |
|  | 2022-2023                 |     |     |             | 137,233,900.67                           | -----   | -----  | 140,848,486.08    | -----   | <sup>4</sup> -3,614,585.41      |
|  | 2021-2022                 |     |     |             | -4,754,887.14                            | -----   | -----  | -3,134,022.87     | -----   | <sup>4</sup> -1,620,864.27      |
|  | 2020-2021                 |     |     |             | -966,334.78                              | -----   | -----  | -3,048,561.73     | -----   | 2,082,226.95                    |
|  | 2019-2020                 |     |     |             | 1,089,606.48                             | -----   | -----  | -315,526.87       | -----   | 1,405,133.35                    |
|  | 2018-2019                 |     |     |             | 4,723,271.42                             | -----   | -----  | 406,125.89        | -----   | 4,317,145.53                    |
|  | 2017-2018                 |     |     |             | 500,890.35                               | -----   | -----  | 45,377.73         | 455,512.62  | -----                           |
|  | No Year                   |     |     |             | <sup>5</sup> 474,271,415.13              | 670,266,000.00  | -----  | 628,908,216.93    | -----   | 515,629,198.20                  |
|  | Subtotal                  |     | 089 | 0243<br>000 | 612,097,862.13                           | 1,035,000,000.00  | -----  | 1,064,772,933.20  | 455,512.62  | 581,869,416.31                  |
| Defense Nuclear Waste Disposal, Environmental and Other Defense<br>Activities, Energy<br>Fund Resources: |                           |     |     |             |  |   |  |                   |   |                                 |
| Undisbursed Funds  |                           |     |     |             |  |   |  |                   |   |                                 |
|  | No Year                   |     | 089 | 0244<br>000 | 2,288,691.05                             | -----   | -----  | 357,430.75        | -----   | 1,931,260.30                    |
| Defense Environmental Services, Energy<br>Fund Resources:  |                           |     |     |             |  |   |  |                   |   |                                 |
| Undisbursed Funds  |                           |     |     |             |  |   |  |                   |   |                                 |
|  | No Year                   |     | 089 | 0249<br>000 | 9,449.56                                 | -----   | -----  | -----             | -----   | 9,449.56                        |
| Defense Environmental Cleanup, Environmental and Other Defense<br>Activities, Energy<br>Fund Resources:  |                           |     |     |             |  |   |  |                   |   |                                 |
| Undisbursed Funds  |                           |     |     |             |  |   |  |                   |   |                                 |
|  | 2023-2024                 |     | 089 | 0251<br>000 | -----                                    | 317,002,000.00  | -----  | 256,626,186.74    | -----   | 60,375,813.26                   |
|  | 2023                      |     |     |             | -----                                    | 586,035,000.00  | -----  | 586,035,000.00    | -----   | -----                           |
|  | 2022-2023                 |     |     |             | 76,764,366.63                            | -----   | -----  | 71,825,527.63     | -----   | 4,938,839.00                    |
|  | 2021-2022                 |     |     |             | 4,070,870.75                             | -----   | -----  | 1,468,621.60      | -----   | 2,602,249.15                    |
|  | 2020-2021                 |     |     |             | 1,838,852.55                             | -----   | -----  | 144,332.03        | -----   | 1,694,520.52                    |
|  | 2019-2020                 |     |     |             | 3,472,270.20                             | -----   | -----  | 132,013.10        | -----   | 3,340,257.10                    |
|  | 2018-2019                 |     |     |             | 2,060,275.25                             | -----   | -----  | 84,638.80         | -----   | 1,975,636.45                    |
|  | 2017-2018                 |     |     |             | 804,173.58                               | -----   | -----  | 15,992.88         | 788,180.70  | -----                           |
|  | No Year                   |     |     |             | 4,220,923,452.78                         | 6,706,428,500.00  | -----  | 6,385,692,345.33  | -----   | 4,541,659,607.45                |
|  | Subtotal                  |     | 089 | 0251<br>000 | 4,309,934,261.74                         | 7,609,465,500.00  | -----  | 7,302,024,658.11  | 788,180.70  | 4,616,586,922.93                |
| Total, Environmental and Other Defense Activities  |                           |     |     |             | 4,924,330,264.48                         | 8,644,465,500.00  | -----  | 8,367,155,022.06  | 1,243,693.32  | 5,200,397,049.10                |

Footnotes at End of Chapter

Appropriations, Outlays, and Balances - Continued

| Appropriation or Fund Account<br><br>Title  | Account Symbol            |     |     |      | Balances,<br>Beginning of<br>Fiscal Year | Appropriations<br>and Other<br>Obligational<br>Authority <sup>1</sup> | Transfers<br>Borrowings<br>and<br>Investment<br>(Net) <sup>2</sup> | Outlays<br>(Net) | Balances<br>Withdrawn<br>and Other<br>Transactions <sup>3</sup> | Balances, End<br>of Fiscal Year |                         |
|---|---------------------------|-----|-----|------|--|---|--|------------------|---|---------------------------------|-------------------------|
|   | Period of<br>Availability | ATA | AID | MAIN |  |   |  |                  |   |                                 | SUB                     |
| <b>Energy Programs</b>  |                           |     |     |      |  |   |  |                  |   |                                 |                         |
| <b>General Fund Accounts</b>  |                           |     |     |      |  |   |  |                  |   |                                 |                         |
| Title 17 Innovative Technology Loan Guarantee Program, Energy Programs, Energy Fund Resources:              |                           |     |     |      |  |   |  |                  |   |                                 |                         |
| Undisbursed Funds   | 2022-2026                 |     | 089 | 0208 | 000                                      | 8,600,000,000.00  | -----  | -----            | 16,249,950.01   | -----                           | 8,583,750,049.99        |
|   | 2023-2024                 |     |     |      |  | -----   | 47,144,965.84  | -----            | 3,948,205.32  | -----                           | 43,196,760.52           |
|   | 2022-2023                 |     |     |      |  | 24,426,543.10   | -----  | -----            | 20,226,874.09   | -----                           | 4,199,669.01            |
|   | 2021-2022                 |     |     |      |  | 3,745,014.99  | -----  | -----            | 3,201,712.05  | -----                           | 543,302.94              |
|   | 2020-2021                 |     |     |      |  | 1,226,490.31  | -----  | -----            | 381,127.26  | -----                           | 845,363.05              |
|   | 2019-2020                 |     |     |      |  | 924,643.21  | -----  | -----            | 2,990.17  | -----                           | 921,653.04              |
|   | 2018-2019                 |     |     |      |  | 1,861,056.04  | -----  | -----            | 752.43  | -----                           | 1,860,303.61            |
|   | 2017-2018                 |     |     |      |  | 331,445.95  | -----  | -----            | 7,551.57  | 323,894.38                      | -----                   |
|   | No Year                   |     |     |      |  | 160,802,799.68  | -150,000,000.00  | -----            | 169,575.24  | -----                           | 10,633,224.44           |
|   | Subtotal                  |     | 089 | 0208 | 000                                      | 8,793,317,993.28  | -102,855,034.16  | -----            | 44,188,738.14   | 323,894.38                      | 8,645,950,326.60        |
| Title 17-Innovative Technology Loan Guarantee Program-Recovery Act, Energy Programs, Energy Fund Resources: |                           |     |     |      |  |   |  |                  |   |                                 |                         |
| Undisbursed Funds   | No Year                   |     | 089 | 0209 | 000                                      | 105,872,445.54  | -----  | -----            | 200.95  | -----                           | 105,872,244.59          |
| Salaries and Expenses, Federal Energy Regulatory Commission, Energy Fund Resources:                         |                           |     |     |      |  |   |  |                  |   |                                 |                         |
| Undisbursed Funds   | 2022-2031                 |     | 089 | 0212 | 000                                      | 100,000,000.00  | -----  | -----            | 1,092,188.92  | -----                           | 98,907,811.08           |
|   | No Year                   |     |     |      |  | 149,441,388.56  | -----  | -----            | -30,320,080.27  | -----                           | 179,761,468.83          |
|   | Subtotal                  |     | 089 | 0212 | 000                                      | 249,441,388.56  | -----  | -----            | -29,227,891.35  | -----                           | 278,669,279.91          |
| Fossil Energy and Carbon Management, Energy Programs, Energy Fund Resources:                                |                           |     |     |      |  |   |  |                  |   |                                 |                         |
| Undisbursed Funds   | 2022-2031                 |     | 089 | 0213 | 000                                      | -----   | -----  | -----            | 51,863.54   | -----                           | <sup>4</sup> -51,863.54 |
|   | 2022-2028                 |     |     |      |  | -----   | -----  | -----            | -1,262,035,004.66   | -----                           | 1,262,035,004.66        |
|   | 2022-2027                 |     |     |      |  | 150,000,000.00  | -----  | -----            | 402,400.58  | -----                           | 149,597,599.42          |
|   | 2023-2024                 |     |     |      |  | -----   | 70,000,000.00  | -----            | 49,764,653.87   | -----                           | 20,235,346.13           |
|   | 2022-2023                 |     |     |      |  | 19,431,879.73   | -----  | -----            | 18,916,901.44   | -----                           | 514,978.29              |
|   | 2021-2022                 |     |     |      |  | 371,463.43  | -----  | -----            | 176,760.14  | -----                           | 194,703.29              |
|   | 2020-2021                 |     |     |      |  | 405,198.15  | -----  | -----            | 45,138.82   | -----                           | 360,059.33              |
|   | 2019-2020                 |     |     |      |  | 258,406.26  | -----  | -----            | -28,198.51  | -----                           | 286,604.77              |
|   | 2018-2019                 |     |     |      |  | 182,676.32  | -----  | -----            | -9,214.56   | -----                           | 191,890.88              |
|   | 2017-2018                 |     |     |      |  | 129,240.05  | -----  | -----            | -----   | 129,240.05                      | -----                   |
|   | No Year                   |     |     |      |  | 3,239,700,405.10  | 2,229,976,266.00   | -1,096,839.00    | 698,175,118.81  | -----                           | 4,770,404,713.29        |
|   | Subtotal                  |     | 089 | 0213 | 000                                      | 3,410,479,269.04  | 2,299,976,266.00   | -1,096,839.00    | -494,539,580.53   | 129,240.05                      | 6,203,769,036.52        |

Footnotes at End of Chapter



## Appropriations, Outlays, and Balances - Continued

| Appropriation or Fund Account<br><br>Title  | Account Symbol            |     |     |      | Balances,<br>Beginning of<br>Fiscal Year | Appropriations<br>and Other<br>Obligational<br>Authority <sup>1</sup> | Transfers<br>Borrowings<br>and<br>Investment<br>(Net) <sup>2</sup> | Outlays<br>(Net) | Balances<br>Withdrawn<br>and Other<br>Transactions <sup>3</sup> | Balances, End<br>of Fiscal Year |                   |
|---|---------------------------|-----|-----|------|--|---|--|------------------|---|---------------------------------|-------------------|
|   | Period of<br>Availability | ATA | AID | MAIN |  |   |  |                  |   |                                 | SUB               |
| Energy Conservation, Energy<br>Fund Resources:<br>Undisbursed Funds                                     | No Year                   |     | 089 | 0215 | 000                                      | 12.11   | -----  | -----            | -----   | 12.11                           |                   |
| Energy Information Administration, Energy Programs, Energy<br>Fund Resources:<br>Undisbursed Funds      | No Year                   |     | 089 | 0216 | 000                                      | 47,830,646.07   | 135,000,000.00   | -----            | 127,764,170.27  | -----                           | 55,066,475.80     |
| Strategic Petroleum Reserve, Energy Programs, Energy<br>Fund Resources:<br>Undisbursed Funds            | No Year                   |     | 089 | 0218 | 000                                      | 215,322,241.20  | 207,175,000.00   | -----            | 218,671,252.07  | -----                           | 203,825,989.13    |
| Naval Petroleum and Oil Shale Reserves, Energy Programs, Energy<br>Fund Resources:<br>Undisbursed Funds | No Year                   |     | 089 | 0219 | 000                                      | 16,870,006.46   | 13,004,000.00  | -----            | 9,232,020.05  | -----                           | 20,641,986.41     |
| Science, Energy Programs, Energy<br>Fund Resources:<br>Undisbursed Funds                                | 2022-2027                 |     | 089 | 0222 | 000                                      | 1,549,996,246.88  | -----  | -----            | 646,173,017.36  | -----                           | 903,823,229.52    |
|   | 2022-2025                 |     |     |      |  | -----   | -----  | -----            | 4,798.34  | -----                           | ^ -4,798.34       |
|   | 2023-2024                 |     |     |      |  | -----   | 211,211,000.00   | -----            | 157,409,958.70  | -----                           | 53,801,041.30     |
|   | 2020-2024                 |     |     |      |  | -89,133.76  | -----  | -----            | -84,914.23  | -----                           | ^ -4,219.53       |
|   | 2022-2023                 |     |     |      |  | 51,371,359.74   | -----  | -----            | 47,862,678.92   | -----                           | 3,508,680.82      |
|   | 2021-2022                 |     |     |      |  | -347,718.09   | -----  | -----            | -2,161,119.90   | -----                           | 1,813,401.81      |
|   | 2020-2021                 |     |     |      |  | -151,401.98   | -251,938.81  | -----            | -650,468.76   | -----                           | 247,127.97        |
|   | 2019-2020                 |     |     |      |  | 982,938.02  | -----  | -----            | 508,586.61  | -----                           | 474,351.41        |
|   | 2018-2019                 |     |     |      |  | 166,642.75  | -----  | -----            | 0.77  | -----                           | 166,641.98        |
|   | 2017-2018                 |     |     |      |  | 87,784.37   | -----  | -----            | -----   | 87,784.37                       | -----             |
|   | No Year                   |     |     |      |  | 8,771,087,562.33  | 8,083,689,131.00   | 4,267,006.00     | 7,108,701,195.56  | -----                           | 9,750,342,503.77  |
|   | Subtotal                  |     | 089 | 0222 | 000                                      | 10,373,104,280.26   | 8,294,648,192.19   | 4,267,006.00     | 7,957,763,733.37  | 87,784.37                       | 10,714,167,960.71 |
| Energy Supply, Energy<br>Fund Resources:<br>Undisbursed Funds   | No Year                   |     | 089 | 0224 | 000                                      | 6,018,574.41  | -----  | -----            | -----   | -----                           | 6,018,574.41      |
| SPR Petroleum Account, Energy Programs, Energy<br>Fund Resources:<br>Undisbursed Funds                  | No Year                   |     | 089 | 0233 | 000                                      | 11,031,234,731.42   | -12,446,900,000.00   | -----            | -5,794,076,500.07   | -----                           | 4,378,411,231.49  |
| Clean Coal Technology, Energy Programs, Energy<br>Fund Resources:<br>Undisbursed Funds                  | No Year                   |     | 089 | 0235 | 000                                      | 2,114,877.39  | -----  | -----            | -----   | -----                           | 2,114,877.39      |
| Non-Defense Environmental Cleanup, Energy Programs, Energy<br>Fund Resources:<br>Undisbursed Funds      | No Year                   |     | 089 | 0315 | 000                                      | 312,794,567.72  | 358,583,000.00   | -----            | 309,731,935.32  | -----                           | 361,645,632.40    |
| Electricity, Energy Programs, Energy<br>Fund Resources:<br>Undisbursed Funds                            | 2022-2031                 |     | 089 | 0318 | 000                                      | 100,000,000.00  | -----  | -----            | 2,344,921.82  | -----                           | 97,655,078.18     |

Footnotes at End of Chapter

Appropriations, Outlays, and Balances - Continued

| Appropriation or Fund Account<br><br>Title   | Account Symbol            |     |     |      | Balances,<br>Beginning of<br>Fiscal Year | Appropriations<br>and Other<br>Obligational<br>Authority <sup>1</sup> | Transfers<br>Borrowings<br>and<br>Investment<br>(Net) <sup>2</sup> | Outlays<br>(Net) | Balances<br>Withdrawn<br>and Other<br>Transactions <sup>3</sup> | Balances, End<br>of Fiscal Year |                   |
|--|---------------------------|-----|-----|------|--|---|--|------------------|---|---------------------------------|-------------------|
|  | Period of<br>Availability | ATA | AID | MAIN |  |   |  |                  |   |                                 | SUB               |
|  | 2022-2030                 |     |     |      | 2,000,000,000.00                         | -----   | -----  | 783,063.41       | -----   | 1,999,216,936.59                |                   |
|  | 2022-2029                 |     |     |      | 760,000,000.00                           | -----   | -----  | 504,844.13       | -----   | 759,495,155.87                  |                   |
|  | 2023-2024                 |     |     |      | -----                                    | 23,000,000.00   | -----  | 6,965,178.17     | -----   | 16,034,821.83                   |                   |
|  | 2022-2023                 |     |     |      | 15,422,069.15                            | -----   | -----  | 14,894,310.04    | -----   | 527,759.11                      |                   |
|  | 2021-2022                 |     |     |      | 411,665.68                               | -----   | -----  | 295,919.82       | -----   | 115,745.86                      |                   |
|  | 2020-2021                 |     |     |      | 66,851.32                                | -----   | -----  | 32,557.70        | -----   | 34,293.62                       |                   |
|  | 2019-2020                 |     |     |      | 184,978.41                               | -----   | -----  | -2,015.69        | -----   | 186,994.10                      |                   |
|  | 2018-2019                 |     |     |      | 23,713.78                                | -----   | -----  | 6,145.41         | -----   | 17,568.37                       |                   |
|  | 2017-2018                 |     |     |      | 19,537.17                                | -----   | -----  | -----            | 19,537.17   | -----                           |                   |
|  | No Year                   |     |     |      | 2,006,769,630.50                         | 2,928,190,915.00  | -994,239.68  | 217,435,441.93   | -----   | 4,716,530,863.89                |                   |
|  | Subtotal                  |     | 089 | 0318 | 000                                      | 4,882,898,446.01  | 2,951,190,915.00   | -994,239.68      | 243,260,366.74  | 19,537.17                       | 7,589,815,217.42  |
| Nuclear Energy, Energy Programs, Energy<br>Fund Resources:                         |                           |     |     |      |  |   |  |                  |   |                                 |                   |
| Undisbursed Funds  | 2022-2027                 |     | 089 | 0319 | 000                                      | 150,000,000.00  | -----  | -----            | 2,986,259.61  | -----                           | 147,013,740.39    |
|  | 2022-2026                 |     |     |      | 700,000,000.00                           | -----   | -----  | 518,309.06       | -----   | 699,481,690.94                  |                   |
|  | 2023-2024                 |     |     |      | -----                                    | 85,000,000.00   | -----  | 55,075,118.38    | -----   | 29,924,881.62                   |                   |
|  | 2022-2023                 |     |     |      | 23,484,839.47                            | -----   | -----  | 44,963,893.46    | -----   | <sup>4</sup> -21,479,053.99     |                   |
|  | 2021-2022                 |     |     |      | 8,614,339.05                             | -----   | -----  | 1,973,416.31     | -----   | 6,640,922.74                    |                   |
|  | 2020-2021                 |     |     |      | 4,110,233.11                             | -----   | -----  | 796,816.49       | -----   | 3,313,416.62                    |                   |
|  | 2019-2020                 |     |     |      | 2,607,327.33                             | -----   | -----  | 401,369.22       | -----   | 2,205,958.11                    |                   |
|  | 2018-2019                 |     |     |      | 6,139,299.01                             | -----   | -----  | 1,730,612.69     | -----   | 4,408,686.32                    |                   |
|  | 2017-2018                 |     |     |      | 620,260.71                               | -----   | -----  | 85,380.56        | 534,880.15  | -----                           |                   |
|  | No Year                   |     |     |      | 2,914,503,379.08                         | 2,938,673,676.00  | -----  | 1,678,801,848.98 | -----   | 4,174,375,206.10                |                   |
|  | Subtotal                  |     | 089 | 0319 | 000                                      | 3,810,079,677.76  | 3,023,673,676.00   | -----            | 1,787,333,024.76  | 534,880.15                      | 5,045,885,448.85  |
| Energy Efficiency and Renewable Energy, Energy Programs, Energy<br>Fund Resources: |                           |     |     |      |  |   |  |                  |   |                                 |                   |
| Undisbursed Funds  | 2022-2031                 |     | 089 | 0321 | 000                                      | 11,000,000,000.00   | -----  | -----            | 4,171,001.98  | -----                           | 10,995,828,998.02 |
|  | 2022-2029                 |     |     |      | 1,000,000,000.00                         | -----   | -----  | 2,726,746.23     | -----   | 997,273,253.77                  |                   |
|  | 2022-2027                 |     |     |      | 150,000,000.00                           | -----   | -----  | 9,793,171.33     | -----   | 140,206,828.67                  |                   |
|  | 2023-2024                 |     |     |      | -----                                    | 223,000,000.00  | -----  | 122,236,293.62   | -----   | 100,763,706.38                  |                   |
|  | 2022-2023                 |     |     |      | 90,605,376.55                            | -----   | -----  | 74,255,665.89    | -----   | 16,349,710.66                   |                   |
|  | 2021-2022                 |     |     |      | 2,155,950.92                             | -----   | -----  | 1,337,572.09     | -----   | 818,378.83                      |                   |
|  | 2020-2021                 |     |     |      | 475,841.67                               | -----   | -----  | 213,851.60       | -----   | 261,990.07                      |                   |
|  | 2019-2020                 |     |     |      | 728,849.03                               | -----   | -----  | 19,541.06        | -----   | 709,307.97                      |                   |
|  | 2018-2019                 |     |     |      | 184,683.41                               | -----   | -----  | 488.59           | -----   | 184,194.82                      |                   |
|  | 2017-2018                 |     |     |      | 1,167,577.19                             | -----   | -----  | 103,394.65       | 1,064,182.54  | -----                           |                   |
|  | No Year                   |     |     |      | 14,085,503,033.35                        | 5,363,366,879.00  | -3,170,167.00  | 2,611,300,010.35 | -----   | 16,834,399,735.00               |                   |
|  | Subtotal                  |     | 089 | 0321 | 000                                      | 26,330,821,312.12   | 5,586,366,879.00   | -3,170,167.00    | 2,826,157,737.39  | 1,064,182.54                    | 29,086,796,104.19 |

Footnotes at End of Chapter

## Appropriations, Outlays, and Balances - Continued

| Appropriation or Fund Account  | Account Symbol            |     |     |      | Balances,<br>Beginning of<br>Fiscal Year | Appropriations<br>and Other<br>Obligational<br>Authority <sup>1</sup> | Transfers<br>Borrowings<br>and<br>Investment<br>(Net) <sup>2</sup> | Outlays<br>(Net) | Balances<br>Withdrawn<br>and Other<br>Transactions <sup>3</sup> | Balances, End<br>of Fiscal Year |               |
|--|---------------------------|-----|-----|------|--|---|--|------------------|---|---------------------------------|---------------|
| Title  | Period of<br>Availability | ATA | AID | MAIN |  |   |  |                  |   |                                 | SUB           |
| Advanced Technology Vehicles Manufacturing Loan Program Account,<br>Energy Programs, Energy<br>Fund Resources: |                           |     |     |      |  |   |  |                  |   |                                 |               |
| Undisbursed Funds  | 2022-2028                 |     | 089 | 0322 | 000                                      | 3,000,000,000.00  | -----  | 3,311,466.40     | -----   | 2,996,688,533.60                |               |
|  | 2023-2024                 |     |     |      |  | -----   | 9,800,000.00   | 6,713,641.95     | -----   | 3,086,358.05                    |               |
|  | 2022-2023                 |     |     |      |  | 2,330,477.38  | -----  | 2,324,686.38     | -----   | 5,791.00                        |               |
|  | 2021-2022                 |     |     |      |  | 1,023,752.47  | -----  | 971,006.31       | -----   | 52,746.16                       |               |
|  | 2020-2021                 |     |     |      |  | 225,928.80  | -----  | 170,187.70       | -----   | 55,741.10                       |               |
|  | 2019-2020                 |     |     |      |  | 119,712.96  | -----  | -----            | -----   | 119,712.96                      |               |
|  | 2018-2019                 |     |     |      |  | 1,395,898.75  | -----  | 19,537.84        | -----   | 1,376,360.91                    |               |
|  | 2017-2018                 |     |     |      |  | 41,541.90   | -----  | -----            | 41,541.90   | -----                           |               |
|  | No Year                   |     |     |      |  | 2,425,646,487.11  | -----  | 57,552,879.71    | -----   | 2,368,093,607.40                |               |
|  | Subtotal                  |     | 089 | 0322 | 000                                      | 5,430,783,799.37  | 9,800,000.00   | 71,063,406.29    | 41,541.90   | 5,369,478,851.18                |               |
| Advanced Research Projects Agency-Energy, Energy Programs, Energy<br>Fund Resources:                           |                           |     |     |      |  |   |  |                  |   |                                 |               |
| Undisbursed Funds  | 2023-2024                 |     | 089 | 0337 | 000                                      | -----   | 37,000,000.00  | -----            | 25,931,051.84   | -----                           | 11,068,948.16 |
|  | 2022-2023                 |     |     |      |  | 13,362,795.06   | -----  | 13,108,775.62    | -----   | 254,019.44                      |               |
|  | 2021-2022                 |     |     |      |  | 1,898,983.30  | -----  | 1,734,032.91     | -----   | 164,950.39                      |               |
|  | 2020-2021                 |     |     |      |  | 536,057.89  | -----  | 20,986.74        | -----   | 515,071.15                      |               |
|  | 2019-2020                 |     |     |      |  | 95,252.40   | -----  | 317.57           | -----   | 94,934.83                       |               |
|  | 2018-2019                 |     |     |      |  | 180,582.51  | -----  | 1,466.32         | -----   | 179,116.19                      |               |
|  | 2017-2018                 |     |     |      |  | 5,600.12  | -----  | -----            | 5,600.12  | -----                           |               |
|  | No Year                   |     |     |      |  | 1,346,681,500.81  | 433,000,000.00   | 358,324,683.93   | -----   | 1,421,356,816.88                |               |
|  | Subtotal                  |     | 089 | 0337 | 000                                      | 1,362,760,772.09  | 470,000,000.00   | 399,121,314.93   | 5,600.12  | 1,433,633,857.04                |               |
| Indian Energy Policy and Programs, Energy Programs, Energy<br>Fund Resources:                                  |                           |     |     |      |  |   |  |                  |   |                                 |               |
| Undisbursed Funds  | 2023-2024                 |     | 089 | 0342 | 000                                      | -----   | 14,000,000.00  | -----            | 2,170,224.62  | -----                           | 11,829,775.38 |
|  | 2022-2023                 |     |     |      |  | 2,920,021.96  | -----  | 2,362,779.38     | -----   | 557,242.58                      |               |
|  | 2021-2022                 |     |     |      |  | 1,789,685.53  | -----  | 1,671,405.88     | -----   | 118,279.65                      |               |
|  | 2020-2021                 |     |     |      |  | 541,523.02  | -----  | 202,901.04       | -----   | 338,621.98                      |               |
|  | 2019-2020                 |     |     |      |  | 238,099.56  | -----  | -----            | -----   | 238,099.56                      |               |
|  | No Year                   |     |     |      |  | 84,118,524.67   | 61,000,000.00  | 4,645,441.98     | -----   | 140,473,082.69                  |               |
|  | Subtotal                  |     | 089 | 0342 | 000                                      | 89,607,854.74   | 75,000,000.00  | 11,052,752.90    | -----   | 153,555,101.84                  |               |
| Technology Transitions, Energy Programs, Energy<br>Fund Resources:   |                           |     |     |      |  |   |  |                  |   |                                 |               |
| Undisbursed Funds  | 2023-2024                 |     | 089 | 0346 | 000                                      | -----   | 13,183,000.00  | -----            | 7,607,189.90  | -----                           | 5,575,810.10  |
|  | 2022-2023                 |     |     |      |  | 3,208,472.50  | -----  | 2,680,015.40     | -----   | 528,457.10                      |               |
|  | No Year                   |     |     |      |  | 10,266,839.87   | 8,915,000.00   | 5,030,322.71     | -----   | 14,151,517.16                   |               |
|  | Subtotal                  |     | 089 | 0346 | 000                                      | 13,475,312.37   | 22,098,000.00  | 15,317,528.01    | -----   | 20,255,784.36                   |               |

Footnotes at End of Chapter

Appropriations, Outlays, and Balances - Continued

| Appropriation or Fund Account<br><br>Title  | Account Symbol            |     |     |      | Balances,<br>Beginning of<br>Fiscal Year | Appropriations<br>and Other<br>Obligational<br>Authority <sup>1</sup> | Transfers<br>Borrowings<br>and<br>Investment<br>(Net) <sup>2</sup> | Outlays<br>(Net) | Balances<br>Withdrawn<br>and Other<br>Transactions <sup>3</sup> | Balances, End<br>of Fiscal Year |                   |
|---|---------------------------|-----|-----|------|--|---|--|------------------|---|---------------------------------|-------------------|
|   | Period of<br>Availability | ATA | AID | MAIN |  |   |  |                  |   |                                 | SUB               |
| Tribal Energy Loan Guarantee Program, Energy Programs, Energy<br>Fund Resources:<br>Undisbursed Funds   | 2022-2028                 |     | 089 | 0350 | 000                                      | 75,000,000.00   | -----  | -----            | 563,797.49  | -----                           | 74,436,202.51     |
|   | 2023-2024                 |     |     |      |  | -----   | 2,000,000.00   | -----            | 444,963.82  | -----                           | 1,555,036.18      |
|   | 2022-2023                 |     |     |      |  | 1,865,079.75  | -----  | -----            | 1,290,671.01  | -----                           | 574,408.74        |
|   | 2021-2022                 |     |     |      |  | 550,589.20  | -----  | -----            | 500,377.78  | -----                           | 50,211.42         |
|   | 2020-2021                 |     |     |      |  | 470,769.69  | -----  | -----            | 50,911.51   | -----                           | 419,858.18        |
|   | 2019-2020                 |     |     |      |  | 64,236.65   | -----  | -----            | -----   | -----                           | 64,236.65         |
|   | 2018-2019                 |     |     |      |  | 471,408.63  | -----  | -----            | -----   | -----                           | 471,408.63        |
|   | No Year                   |     |     |      |  | 8,939,453.80  | 2,000,000.00   | -----            | 439,453.80  | -----                           | 10,500,000.00     |
|   | Subtotal                  |     | 089 | 0350 | 000                                      | 87,361,537.72   | 4,000,000.00   | -----            | 3,290,175.41  | -----                           | 88,071,362.31     |
| Defense Production Act, Energy Programs, Energy<br>Fund Resources:<br>Undisbursed Funds   | 2022-2024                 |     | 089 | 0360 | 000                                      | 250,000,000.00  | -----  | -----            | 567,882.45  | -----                           | 249,432,117.55    |
| Cybersecurity, Energy Security, and Emergency Response, Energy<br>Programs, Energy<br>Fund Resources:<br>Undisbursed Funds                              | 2023-2024                 |     | 089 | 2250 | 000                                      | -----   | 25,143,000.00  | -----            | 15,292,375.13   | -----                           | 9,850,624.87      |
|   | 2022-2023                 |     |     |      |  | 6,338,018.65  | -----  | -----            | 5,106,422.09  | -----                           | 1,231,596.56      |
|   | 2021-2022                 |     |     |      |  | 36,141.52   | -----  | -----            | 21,314.20   | -----                           | 14,827.32         |
|   | 2020-2021                 |     |     |      |  | 64,338.37   | -----  | -----            | 8,961.06  | -----                           | 55,377.31         |
|   | 2019-2020                 |     |     |      |  | 411,435.31  | -----  | -----            | -----   | -----                           | 411,435.31        |
|   | No Year                   |     |     |      |  | 455,450,390.47  | 271,445,000.00   | 994,239.68       | 125,054,755.44  | -----                           | 602,834,874.71    |
|   | Subtotal                  |     | 089 | 2250 | 000                                      | 462,300,324.32  | 296,588,000.00   | 994,239.68       | 145,483,827.92  | -----                           | 614,398,736.08    |
| Clean Energy Demonstrations, Energy Programs, Energy<br>Fund Resources:<br>Undisbursed Funds  | 2022-2026                 |     | 089 | 2297 | 000                                      | 5,812,000,000.00  | -----  | -----            | 1,372,551.31  | -----                           | 5,810,627,448.69  |
|   | 2023-2024                 |     |     |      |  | -----   | 25,000,000.00  | -----            | 16,726,161.87   | -----                           | 8,273,838.13      |
|   | 2022-2023                 |     |     |      |  | 3,395,575.83  | -----  | -----            | 3,193,219.21  | -----                           | 202,356.62        |
|   | No Year                   |     |     |      |  | 5,123,523,507.07  | 4,481,397,500.00   | -----            | 110,850,638.08  | -----                           | 9,494,070,368.99  |
|   | Subtotal                  |     | 089 | 2297 | 000                                      | 10,938,919,082.90   | 4,506,397,500.00   | -----            | 132,142,570.47  | -----                           | 15,313,174,012.43 |
| National Energy Technology Laboratory Research and Development, Energy<br>Fund Resources:<br>Undisbursed Funds  | No Year                   |     | 089 | 2298 | 000                                      | 5,728,247.55  | -----  | -----            | -4,017,050.67   | -----                           | 9,745,298.22      |
| Carbon Dioxide Transportation Infrastructure Finance and Innovation<br>Program Account, Energy Programs, Energy<br>Fund Resources:<br>Undisbursed Funds | No Year                   |     | 089 | 2300 | 000                                      | 2,633,675.52  | 2,092,806,000.00   | -----            | 1,279,037.52  | -----                           | 2,094,160,638.00  |
| Environmental Reviews, Energy Programs, Energy<br>Fund Resources:<br>Undisbursed Funds  | 2022-2031                 |     | 089 | 2304 | 000                                      | 115,000,000.00  | -----  | -----            | 652,949.77  | -----                           | 114,347,050.23    |

Footnotes at End of Chapter

## Appropriations, Outlays, and Balances - Continued

| Appropriation or Fund Account<br><br>Title  | Account Symbol            |     |     |      | Balances,<br>Beginning of<br>Fiscal Year | Appropriations<br>and Other<br>Obligational<br>Authority <sup>1</sup> | Transfers<br>Borrowings<br>and<br>Investment<br>(Net) <sup>2</sup> | Outlays<br>(Net)           | Balances<br>Withdrawn<br>and Other<br>Transactions <sup>3</sup> | Balances, End<br>of Fiscal Year |
|---|---------------------------|-----|-----|------|--|---|--|----------------------------|---|---------------------------------|
|   | Period of<br>Availability | ATA | AID | MAIN |  |   |  |                            |   |                                 |
| Energy Projects, Energy Programs, Energy<br>Fund Resources:<br>Undisbursed Funds  | No Year                   |     | 089 | 2305 | 000                                      | -----<br>221,968,652.00   | -----<br>-----   | -----<br>-----             | -----<br>-----  | -----<br>221,968,652.00         |
| <b>Special Fund Accounts</b>  |                           |     |     |      |  |   |  |                            |   |                                 |
| Payment to States Under Federal Power Act, Energy<br>Fund Resources:<br>Undisbursed Funds   | No Year                   |     | 089 | 5105 | 000                                      | -----<br>3,357,761.00   | -----<br>-----   | 3,357,761.00<br>-----      | -----<br>-----  | -----<br>-----                  |
| Nuclear Waste Disposal, Energy Programs, Energy<br>Fund Resources:<br>Undisbursed Funds   | No Year                   |     | 089 | 5227 | 000                                      | 26,317,254.76<br>-----  | 1,645,318,740.37<br>-----  | -1,637,973,891.73<br>----- | 14,114,423.53<br>-----  | -----<br>19,547,679.87          |
| Unrealized Discount on Investments  |                           |     |     |      |  | -276,659,318.81<br>-----  | -----<br>-----   | -76,931,427.51<br>-----    | -----<br>-----  | -----<br>-353,590,746.32        |
| Unamortized Premium and Discount  |                           |     |     |      |  | -10,765,610,812.78<br>-----   | -----<br>-----   | -2,111,182,128.68<br>----- | -----<br>-----  | -----<br>-12,876,792,941.46     |
| Investments in US Treasury Securities   |                           |     |     |      |  | 56,631,693,794.91<br>-----  | -----<br>-----   | 3,826,087,447.92<br>-----  | -----<br>-----  | -----<br>60,457,781,242.83      |
| Subtotal  |                           |     | 089 | 5227 | 000                                      | 45,615,740,918.08   | 1,645,318,740.37<br>-----  | -----<br>-----             | 14,114,423.53<br>-----  | -----<br>47,246,945,234.92      |
| Uranium Enrichment Decontamination and Decommissioning Fund, Energy<br>Programs, Energy<br>Fund Resources:<br>Undisbursed Funds     | No Year                   |     | 089 | 5231 | 000                                      | 99,954,679.45<br>-----  | 1,245,112,767.14<br>-----  | -328,335,295.47<br>-----   | 916,734,406.03<br>-----   | -----<br>99,997,745.09          |
| Unrealized Discount on Investments  |                           |     |     |      |  | -5,667,901.66<br>-----  | -----<br>-----   | -12,212,704.53<br>-----    | -----<br>-----  | -----<br>-17,880,606.19         |
| Investments in US Treasury Securities   |                           |     |     |      |  | 771,214,000.00<br>-----   | -----<br>-----   | 340,548,000.00<br>-----    | -----<br>-----  | -----<br>1,111,762,000.00       |
| Subtotal  |                           |     | 089 | 5231 | 000                                      | 865,500,777.79  | 1,245,112,767.14<br>-----  | -----<br>-----             | 916,734,406.03<br>-----   | -----<br>1,193,879,138.90       |
| Northeast Home Heating Oil Reserve, Energy Programs, Energy<br>Fund Resources:<br>Undisbursed Funds                                 | No Year                   |     | 089 | 5369 | 000                                      | 10,076,423.36   | 7,000,000.00<br>-----  | -----<br>-----             | 6,091,079.65<br>-----   | -----<br>10,985,343.71          |
| Ultra-Deepwater and Unconventional Natural Gas and Other Petroleum<br>Research Fund, Energy<br>Fund Resources:<br>Undisbursed Funds | No Year                   |     | 089 | 5523 | 000                                      | 7,149,192.34  | -----<br>-----   | -----<br>-----             | -----<br>-----  | -----<br>7,149,192.34           |
| Energy Security and Infrastructure Modernization Fund<br>Fund Resources:<br>Undisbursed Funds                                       | No Year                   |     | 089 | 5615 | 000                                      | 916,916,816.16  | -----<br>-----   | -----<br>-----             | 216,405,240.64<br>-----   | -----<br>700,511,575.52         |
| <b>Public Enterprise Funds</b>  |                           |     |     |      |  |   |  |                            |   |                                 |
| Expenses, Isotope Production and Distribution Program Fund, Energy<br>Fund Resources:<br>Undisbursed Funds                          | 2022-2027                 |     | 089 | 4180 | 000                                      | -----<br>-----  | -----<br>-----   | -----<br>-----             | -149,783,857.97<br>-----  | -----<br>149,783,857.97         |
|   | No Year                   |     |     |      |  | 157,518,483.59<br>-----   | -----<br>-----   | -----<br>-----             | -180,366,629.67<br>-----  | -----<br>337,885,113.26         |
| Subtotal  |                           |     | 089 | 4180 | 000                                      | 157,518,483.59  | -----<br>-----   | -----<br>-----             | -330,150,487.64<br>-----  | -----<br>487,668,971.23         |
| <b>Trust Fund Accounts</b>  |                           |     |     |      |  |   |  |                            |   |                                 |
| Advances for Cooperative Work, Departmental Operations, Energy<br>Fund Resources:<br>Undisbursed Funds                              | No Year                   |     | 089 | 8575 | 000                                      | 68,467.57   | -----<br>-----   | -----<br>-----             | -----<br>-----  | -----<br>68,467.57              |

Footnotes at End of Chapter

Appropriations, Outlays, and Balances - Continued

| Appropriation or Fund Account<br><br>Title  | Account Symbol            |     |     |      | Balances,<br>Beginning of<br>Fiscal Year | Appropriations<br>and Other<br>Obligational<br>Authority <sup>1</sup> | Transfers<br>Borrowings<br>and<br>Investment<br>(Net) <sup>2</sup> | Outlays<br>(Net)            | Balances<br>Withdrawn<br>and Other<br>Transactions <sup>3</sup> | Balances, End<br>of Fiscal Year |                              |
|---|---------------------------|-----|-----|------|--|---|--|-----------------------------|---|---------------------------------|------------------------------|
|   | Period of<br>Availability | ATA | AID | MAIN |  |   |  |                             |   |                                 | SUB                          |
| Total, Energy Programs  |                           |     |     |      | 135,919,742,154.82                       | 20,919,310,314.54   | -----  | 8,808,766,025.32            | 2,206,660.68  | 148,028,079,783.36              |                              |
| <b>Power Marketing Administration</b>   |                           |     |     |      |  |   |  |                             |   |                                 |                              |
| <b>General Fund Accounts</b>  |                           |     |     |      |  |   |  |                             |   |                                 |                              |
| Operation and Maintenance, Southeastern Power Administration, Power Marketing Administrations, Energy Fund Resources:                               |                           |     |     |      |  |   |  |                             |   |                                 |                              |
| Undisbursed Funds   | No Year                   |     | 089 | 0302 | 000                                      | 30,101,957.67   | -----  | -----                       | -22,501,582.06  | -----                           | 52,603,539.73                |
| Operation and Maintenance, Southwestern Power Administration, Power Marketing Administrations, Energy Fund Resources:                               |                           |     |     |      |  |   |  |                             |   |                                 |                              |
| Undisbursed Funds   | No Year                   |     | 089 | 0303 | 000                                      | 322,471,439.23  | 14,608,000.00  | -----                       | -5,276,837.51   | -----                           | 342,356,276.74               |
| Operation and Maintenance, Alaska Power Administration, Power Marketing Administration, Energy Fund Resources:                                      |                           |     |     |      |  |   |  |                             |   |                                 |                              |
| Undisbursed Funds   | No Year                   |     | 089 | 0304 | 000                                      | 300,006.00  | -----  | -----                       | -----   | -----                           | 300,006.00                   |
| <b>Special Fund Accounts</b>  |                           |     |     |      |  |   |  |                             |   |                                 |                              |
| Construction, Rehabilitation, Operation, and Maintenance, Western Area Power Administration, Power Marketing Administration, Energy Fund Resources: |                           |     |     |      |  |   |  |                             |   |                                 |                              |
| Undisbursed Funds   | No Year                   |     | 089 | 5068 | 000                                      | 1,078,084,255.03  | 618,732,000.00   | -4,000,000.00               | 1,146,327.44  | -----                           | 1,691,669,927.59             |
| Emergency Fund, Western Area Power Administration, Power Marketing Administration, Energy Fund Resources:   |                           |     |     |      |  |   |  |                             |   |                                 |                              |
| Undisbursed Funds   | No Year                   |     | 089 | 5069 | 000                                      | 500,000.00  | -----  | -----                       | -----   | -----                           | 500,000.00                   |
| Falcon and Amistad Operating and Maintenance Fund, Energy Fund Resources:   |                           |     |     |      |  |   |  |                             |   |                                 |                              |
| Undisbursed Funds   | No Year                   |     | 089 | 5178 | 000                                      | 10,187,789.35   | 228,000.00   | -----                       | -725,364.71   | -----                           | 11,141,154.06                |
| Continuing Fund, Southwestern Power Administration, Power Marketing Administration, Energy Fund Resources:  |                           |     |     |      |  |   |  |                             |   |                                 |                              |
| Undisbursed Funds   | No Year                   |     | 089 | 5649 | 000                                      | 300,000.00  | -----  | -----                       | -----   | -----                           | 300,000.00                   |
| Continuing Fund, Southeastern Power Administration, Power Marketing Administration, Energy Fund Resources:  |                           |     |     |      |  |   |  |                             |   |                                 |                              |
| Undisbursed Funds   | No Year                   |     | 089 | 5653 | 000                                      | 50,000.00   | -----  | -----                       | -----   | -----                           | 50,000.00                    |
| <b>Public Enterprise Funds</b>  |                           |     |     |      |  |   |  |                             |   |                                 |                              |
| Bonneville Power Administration Fund, Power Marketing Administration, Energy Fund Resources:  |                           |     |     |      |  |   |  |                             |   |                                 |                              |
| Undisbursed Funds   | No Year                   |     | 089 | 4045 | 000                                      | 83,609,836.39   | -200,959,164.26  | <sup>6</sup> 117,100,000.00 | 112,286,303.83  | -----                           | <sup>4</sup> -112,535,631.70 |
| Transfer To:  |                           |     |     |      |  |   |  |                             |   |                                 |                              |
| Corps of Engineers  | No Year                   | 096 | 089 | 4045 | 000                                      | 19,870,035.76   | 424,142,461.61   | -----                       | 409,247,736.87  | -----                           | 34,764,760.50                |
| Unrealized Discount on Investments  |                           |     |     |      |  | -8,696,259.19   | -----  | 8,696,259.19                | -----   | -----                           | -----                        |
| Investments in US Treasury Securities   |                           |     |     |      |  | 1,618,696,259.19  | -----  | -20,696,259.19              | -----   | -----                           | 1,598,000,000.00             |

Footnotes at End of Chapter

## Appropriations, Outlays, and Balances - Continued

| Appropriation or Fund Account<br><br>Title  | Account Symbol            |     |     |      | Balances,<br>Beginning of<br>Fiscal Year | Appropriations<br>and Other<br>Obligational<br>Authority <sup>1</sup> | Transfers<br>Borrowings<br>and<br>Investment<br>(Net) <sup>2</sup> | Outlays<br>(Net) | Balances<br>Withdrawn<br>and Other<br>Transactions <sup>3</sup> | Balances, End<br>of Fiscal Year |                  |
|---|---------------------------|-----|-----|------|--|---|--|------------------|---|---------------------------------|------------------|
|   | Period of<br>Availability | ATA | AID | MAIN |  |   |  |                  |   |                                 | SUB              |
| Authority to Borrow from the Treasury   |                           |     |     |      | -----                                    | 722,000,000.00  | -722,000,000.00  | -----            | -----   | -----                           |                  |
| Unfunded Contract Authority   |                           |     |     |      | 1,269,748,808.09                         | 7 1,932,682,526.31  | -----  | -----            | 1,269,748,808.09  | 1,932,682,526.31                |                  |
| Subtotal  |                           |     | 089 | 4045 | 000                                      | 2,983,228,680.24  | 2,877,865,823.66   | -616,900,000.00  | 521,534,040.70  | 1,269,748,808.09                | 3,452,911,655.11 |
| Western Area Power Administration, Borrowing Authority - Recovery Act, Energy   |                           |     |     |      |  |   |  |                  |   |                                 |                  |
| Fund Resources:   |                           |     |     |      |  |   |  |                  |   |                                 |                  |
| Undisbursed Funds   | No Year                   |     | 089 | 4404 | 000                                      | 20,611,480.77   | -----  | -----            | -1,768,742.09   | -----                           | 22,380,222.86    |
| Authority to Borrow from the Treasury   |                           |     |     |      |  | 14,790,479.76   | -----  | -----            | -----   | 14,790,479.76                   |                  |
| Subtotal  |                           |     | 089 | 4404 | 000                                      | 35,401,960.53   | -----  | -----            | -1,768,742.09   | -----                           | 37,170,702.62    |
| Colorado River Basins Power Marketing Fund, Western Area Power Administration, Power Marketing Administration, Energy |                           |     |     |      |  |   |  |                  |   |                                 |                  |
| Fund Resources:   |                           |     |     |      |  |   |  |                  |   |                                 |                  |
| Undisbursed Funds   | No Year                   |     | 089 | 4452 | 000                                      | 262,941,212.70  | -----  | -----            | -95,989,199.51  | -----                           | 358,930,412.21   |
| Total, Power Marketing Administration   |                           |     |     |      |  | 4,723,567,300.75  | 3,511,433,823.66   | -620,900,000.00  | 396,418,642.26  | 1,269,748,808.09                | 5,947,933,674.06 |
| <b>Departmental Administration</b>  |                           |     |     |      |  |   |  |                  |   |                                 |                  |
| <b>General Fund Accounts</b>  |                           |     |     |      |  |   |  |                  |   |                                 |                  |
| Departmental Administration, Energy Programs, Energy  |                           |     |     |      |  |   |  |                  |   |                                 |                  |
| Fund Resources:   |                           |     |     |      |  |   |  |                  |   |                                 |                  |
| Undisbursed Funds   | 2022-2031                 |     | 089 | 0228 | 000                                      | -----   | -----  | -----            | 954,753.93  | -----                           | 4 -954,753.93    |
|   | 2021-2026                 |     |     |      |  | -----   | -----  | -----            | -4,393,778.37   | -----                           | 4,393,778.37     |
|   | 2020-2025                 |     |     |      |  | 2,264,044.88  | -----  | -----            | -----   | -----                           | 590,323.34       |
|   | 2023-2024                 |     |     |      |  | -----   | 250,164,068.78   | -----            | 81,523,268.12   | -----                           | 168,640,800.66   |
|   | 2019-2024                 |     |     |      |  | 539,236.01  | -----  | -----            | 412,050.71  | -----                           | 127,185.30       |
|   | 2022-2023                 |     |     |      |  | 145,739,071.72  | -----  | 12,927,500.00    | 97,086,482.26   | -----                           | 61,580,089.46    |
|   | 2018-2023                 |     |     |      |  | 285,794.48  | -----  | -----            | 276,141.94  | -----                           | 9,652.54         |
|   | 2021-2022                 |     |     |      |  | 54,525,524.38   | -----  | -----            | 16,439,675.89   | -----                           | 38,085,848.49    |
|   | 2017-2022                 |     |     |      |  | 1,408,871.00  | -----  | -----            | 1,356,161.66  | -----                           | 52,709.34        |
|   | 2020-2021                 |     |     |      |  | 33,605,317.64   | -----  | -----            | 3,573,636.21  | -----                           | 30,031,681.43    |
|   | 2016-2021                 |     |     |      |  | 1,303,614.78  | -----  | -----            | 174,741.97  | -----                           | 1,128,872.81     |
|   | 2019-2020                 |     |     |      |  | 29,202,066.13   | -----  | -----            | 4,648,769.80  | -----                           | 24,553,296.33    |
|   | 2015-2020                 |     |     |      |  | 1,539,141.73  | -----  | -----            | 33,948.58   | -----                           | 1,505,193.15     |
|   | 2018-2019                 |     |     |      |  | 19,050,096.62   | -----  | -----            | 1,937,676.58  | -----                           | 17,112,420.04    |
|   | 2017-2018                 |     |     |      |  | 2,665,491.26  | -----  | -----            | 469,369.90  | 2,196,121.36                    | -----            |
|   | No Year                   |     |     |      |  | 60,009,683.37   | 13,099,500.00  | -----            | 22,486,917.59   | -----                           | 50,622,265.78    |
| Subtotal  |                           |     | 089 | 0228 | 000                                      | 352,137,954.00  | 263,263,568.78   | 12,927,500.00    | 228,653,538.31  | 2,196,121.36                    | 397,479,363.11   |
| Office of the Inspector General, Energy Programs, Energy  |                           |     |     |      |  |   |  |                  |   |                                 |                  |
| Fund Resources:   |                           |     |     |      |  |   |  |                  |   |                                 |                  |
| Undisbursed Funds   | 2022-2031                 |     | 089 | 0236 | 000                                      | 20,000,000.00   | -----  | -----            | 39,324.77   | -----                           | 19,960,675.23    |
|   | 2023-2024                 |     |     |      |  | -----   | 86,000,000.00  | -----            | 48,258,036.56   | -----                           | 37,741,963.44    |
|   | 2022-2023                 |     |     |      |  | 27,385,996.18   | -----  | -----            | 25,477,800.49   | -----                           | 1,908,195.69     |

Footnotes at End of Chapter

Appropriations, Outlays, and Balances - Continued

| Appropriation or Fund Account<br><br>Title   | Account Symbol            |     |     |      | Balances,<br>Beginning of<br>Fiscal Year | Appropriations<br>and Other<br>Obligational<br>Authority <sup>1</sup> | Transfers<br>Borrowings<br>and<br>Investment<br>(Net) <sup>2</sup> | Outlays<br>(Net)              | Balances<br>Withdrawn<br>and Other<br>Transactions <sup>3</sup> | Balances, End<br>of Fiscal Year |                |
|--|---------------------------|-----|-----|------|--|---|--|-------------------------------|---|---------------------------------|----------------|
|  | Period of<br>Availability | ATA | AID | MAIN |  |   |  |                               |   |                                 | SUB            |
|  | 2021-2022                 |     |     |      | 595,534.35                               | -----   | -----  | 366,249.84                    | -----   | 229,284.51                      |                |
|  | 2020-2021                 |     |     |      | 64,429.41                                | -----   | -----  | 22,133.02                     | -----   | 42,296.39                       |                |
|  | 2019-2020                 |     |     |      | 184,450.19                               | -----   | -----  | 15,895.23                     | -----   | 168,554.96                      |                |
|  | 2018-2019                 |     |     |      | 208,491.52                               | -----   | -----  | 5,318.14                      | -----   | 203,173.38                      |                |
|  | 2017-2018                 |     |     |      | 88,264.84                                | -----   | -----  | 77,275.51                     | 10,989.33   | -----                           |                |
|  | No Year                   |     |     |      | 18,494,557.42                            | 13,099,500.00   | -----  | 1,059,545.43                  | -----   | 30,534,511.99                   |                |
|  | Subtotal                  |     | 089 | 0236 | 000                                      | 67,021,723.91   | 99,099,500.00  | 75,321,578.99                 | 10,989.33   | 90,788,655.59                   |                |
| <b>Intragovernmental Funds</b>   |                           |     |     |      |  |   |  |                               |   |                                 |                |
| Working Capital Fund, Departmental Administration, Energy<br>Fund Resources:   |                           |     |     |      |  |   |  |                               |   |                                 |                |
| Undisbursed Funds  | No Year                   |     | 089 | 4563 | 000                                      | 209,738,475.64  | -----  | -----                         | -11,696,657.23  | -----                           | 221,435,132.87 |
| <b>Trust Fund Accounts</b>   |                           |     |     |      |  |   |  |                               |   |                                 |                |
| Gifts and Donations, Energy<br>Fund Resources:   |                           |     |     |      |  |   |  |                               |   |                                 |                |
| Undisbursed Funds  | No Year                   |     | 089 | 8576 | 000                                      | 114,353.36  | 31,850.00  | -----                         | 15,663.65   | -----                           | 130,539.71     |
| Total, Departmental Administration   |                           |     |     |      | 629,012,506.91                           | 362,394,918.78  | 12,927,500.00  | 292,294,123.72                | 2,207,110.69  | 709,833,691.28                  |                |
| <b>Deductions for Offsetting Receipts</b>  |                           |     |     |      |  |   |  |                               |   |                                 |                |
| Proprietary Receipts from the Public   |                           |     |     |      | -----                                    | -2,251,775,876.78   | -----  | -2,572,063,900.64             | -----   | -----                           |                |
| Intrabudgetary Receipts Deducted by Agency   |                           |     |     |      | -----                                    | -2,300,274,139.51   | -----  | -2,300,274,139.51             | -----   | -----                           |                |
| Offsetting Governmental Receipts   |                           |     |     |      | -----                                    | -3,310,370.18   | -----  | -3,310,370.18                 | -----   | -----                           |                |
| Total, Offsetting Receipts   |                           |     |     |      | -----                                    | -4,555,360,386.47   | -----  | -4,875,648,410.33             | -----   | -----                           |                |
| Total, Department of Energy  |                           |     |     |      | 162,789,369,813.86                       | 51,091,079,303.51   | -607,972,500.00  | 34,423,251,931.33             | 1,277,228,466.06  | 177,251,708,196.12              |                |
| <b>Memorandum</b>  |                           |     |     |      |  |   |  |                               |   |                                 |                |
| <b>Financing Accounts</b>  |                           |     |     |      |  |   |  |                               |   |                                 |                |
| <b>Public Enterprise Funds</b>   |                           |     |     |      |  |   |  |                               |   |                                 |                |
| Title 17 Innovative Technology Direct Loan Financing Account, Energy<br>Fund Resources:  |                           |     |     |      |  |   |  |                               |   |                                 |                |
| Undisbursed Funds  | No Year                   |     | 089 | 4455 | 000                                      | 121,486,062.86  | -----  | <sup>8,9</sup> 349,337,721.18 | 393,357,797.65  | -----                           | 77,465,986.39  |
| Authority to Borrow from the Treasury  |                           |     |     |      | 861,987,421.40                           | 461,755,763.32  | -661,830,617.21  | -----                         | 28,929,560.38   | 632,983,007.13                  |                |
| Subtotal   |                           |     | 089 | 4455 | 000                                      | 983,473,484.26  | 461,755,763.32   | -312,492,896.03               | 393,357,797.65  | 28,929,560.38                   | 710,448,993.52 |
| Title 17 Innovative Technology Guaranteed Loan Financing Account -<br>Recovery Act, Energy Programs, Energy<br>Fund Resources: |                           |     |     |      |  |   |  |                               |   |                                 |                |
| Undisbursed Funds  | No Year                   |     | 089 | 4486 | 000                                      | 101,363,344.08  | -----  | -----                         | 12,746,033.69   | -----                           | 88,617,310.39  |
| <b>Intragovernmental Funds</b>   |                           |     |     |      |  |   |  |                               |   |                                 |                |
| Title 17 Innovative Technology Direct Loan Financing Account -   |                           |     |     |      |  |   |  |                               |   |                                 |                |

Footnotes at End of Chapter



## Appropriations, Outlays, and Balances - Continued

| Appropriation or Fund Account  | Account Symbol            |     |     |      | Balances,<br>Beginning of<br>Fiscal Year | Appropriations<br>and Other<br>Obligational<br>Authority <sup>1</sup> | Transfers<br>Borrowings<br>and<br>Investment<br>(Net) <sup>2</sup> | Outlays<br>(Net)                 | Balances<br>Withdrawn<br>and Other<br>Transactions <sup>3</sup> | Balances, End<br>of Fiscal Year |                   |
|--|---------------------------|-----|-----|------|--|---|--|----------------------------------|---|---------------------------------|-------------------|
| Title  | Period of<br>Availability | ATA | AID | MAIN |  |   |  |                                  |   |                                 | SUB               |
| Recovery Act, Energy Programs, Energy<br>Fund Resources:   |                           |     |     |      |  |   |  |                                  |   |                                 |                   |
| Undisbursed Funds  | No Year                   |     | 089 | 4576 | 000                                      | 510,137,571.63  | -----  | <sup>10,11</sup> -230,626,046.66 | -149,276,847.76   | -----                           | 428,788,372.73    |
| Authority to Borrow from the Treasury  |                           |     |     |      |  | -----   | 1,356,533.05   | -589,476.32                      | -----   | 767,056.73                      | -----             |
| Subtotal   |                           |     | 089 | 4576 | 000                                      | 510,137,571.63  | 1,356,533.05   | -231,215,522.98                  | -149,276,847.76   | 767,056.73                      | 428,788,372.73    |
| Advanced Technology Vehicles Manufacturing Direct Loan Financing<br>Account, Energy<br>Fund Resources: |                           |     |     |      |  |   |  |                                  |   |                                 |                   |
| Undisbursed Funds  | No Year                   |     | 089 | 4579 | 000                                      | 80,944,191.31   | -----  | 1,065,807,319.53                 | 1,069,371,382.28  | -----                           | 77,380,128.56     |
| Authority to Borrow from the Treasury  |                           |     |     |      |  | 2,598,000,000.00  | 13,479,394,092.04  | -1,065,807,319.53                | -----   | 165,979,485.99                  | 14,845,607,286.52 |
| Subtotal   |                           |     | 089 | 4579 | 000                                      | 2,678,944,191.31  | 13,479,394,092.04  | -----                            | 1,069,371,382.28  | 165,979,485.99                  | 14,922,987,415.08 |
| Total, Financing Accounts  |                           |     |     |      |  | 4,273,918,591.28  | 13,942,506,388.41  | -543,708,419.01                  | 1,326,198,365.86  | 195,676,103.10                  | 16,150,842,091.72 |

Footnotes at End of Chapter

---

**Footnotes**

---

- 1 The amounts in this column, unless otherwise footnoted, represent appropriations, increases and rescissions in borrowing authority or new contract authority. Appropriation accounts with appropriation transfer activity are presented in Table 1 (Appropriations and Appropriation Transfers) at the end of this chapter.
- 2 The amounts in this column, unless otherwise footnoted, represent transfers - other than appropriation transfers, borrowings (gross), investments (net), unrealized discounts or funds held outside the Treasury.
- 3 The amounts in this column, unless otherwise footnoted, represent obligated balances canceled for fiscal year 2018 pursuant to 31 U.S.C. 1553 and adjustments to borrowing and contract authority.
- 4 Subject to disposition by the administrative agency.
- 5 The opening balance(s) of the following account(s) have been adjusted during the current fiscal year and do not agree with last year's closing balance(s):

| <u>Account Symbol:(ATA, AID, POA, MAIN, SUB)</u>      | <u>Adjustment</u> |
|---|-------------------|
| 089            X    0243   000   - Undi sbursed Funds | -\$2, 437. 13     |

- 6 Includes \$105,100,000.00 which represents net borrowing from the U.S. Treasury.
- 7 Represents new contract authority.
- 8 Includes \$384,057,050.34 which represents net borrowing from the Federal Financing Bank in lieu of issuance of agency debt.
- 9 Includes \$34,719,329.16 which represents net repayment of borrowing from the U.S. Treasury.
- 10 Includes \$230,361,828.70 which represents repayment of borrowing from the Federal Financing Bank in lieu of issuance of agency debt.
- 11 Includes \$264,217.96 which represents net repayment of borrowing from the U.S. Treasury.

## Appropriations, Outlays, and Balances - Continued

### Footnotes

Table 1 - Appropriations and Appropriation Transfers - Department of Energy

| AID | ATA | Period of Availability | MAIN | Net Appropriations and Appropriation Transfers | Appropriation Amount | Net Appropriation Transfers | AID Involved | ATA Involved | Period of Availability Involved | MAIN Involved | Amount From or To (-) |
|-----|-----|------------------------|------|--|----------------------|-----------------------------|--------------|--------------|---------------------------------|---------------|-----------------------|
| 089 |     | X                      | 0213 | 2,229,976,266.00                               | 2,264,450,000.00     | -34,473,734.00              | 089          |              | X                               | 0222          | -31,584,834.00        |
|     |     |                        |      |  |                      |                             | 089          |              | X                               | 0228          | -1,444,450.00         |
|     |     |                        |      |  |                      |                             | 089          |              | X                               | 0236          | -1,444,450.00         |
| 089 |     | X                      | 0222 | 8,083,689,131.00                               | 7,888,789,000.00     | 194,900,131.00              | 089          |              | X                               | 0213          | 31,584,834.00         |
|     |     |                        |      |  |                      |                             | 089          |              | X                               | 0251          | 1,569,500.00          |
|     |     |                        |      |  |                      |                             | 089          |              | X                               | 0309          | 15,281,867.00         |
|     |     |                        |      |  |                      |                             | 089          |              | X                               | 0318          | 5,589,085.00          |
|     |     |                        |      |  |                      |                             | 089          |              | X                               | 0319          | 46,673,324.00         |
|     |     |                        |      |  |                      |                             | 089          |              | X                               | 0321          | 90,989,521.00         |
|     |     |                        |      |  |                      |                             | 089          |              | X                               | 2250          | 3,212,000.00          |
| 089 |     | X                      | 0228 | 13,099,500.00                                  | 0.00                 | 13,099,500.00               | 089          |              | X                               | 0213          | 1,444,450.00          |
|     |     |                        |      |  |                      |                             | 089          |              | X                               | 0318          | 1,610,000.00          |
|     |     |                        |      |  |                      |                             | 089          |              | X                               | 0319          | 1,200,000.00          |
|     |     |                        |      |  |                      |                             | 089          |              | X                               | 0321          | 2,221,800.00          |
|     |     |                        |      |  |                      |                             | 089          |              | X                               | 2250          | 100,000.00            |
|     |     |                        |      |  |                      |                             | 089          |              | X                               | 2297          | 4,426,250.00          |
|     |     |                        |      |  |                      |                             | 089          |              | X                               | 2300          | 2,097,000.00          |
| 089 |     | X                      | 0236 | 13,099,500.00                                  | 0.00                 | 13,099,500.00               | 089          |              | X                               | 0213          | 1,444,450.00          |
|     |     |                        |      |  |                      |                             | 089          |              | X                               | 0318          | 1,610,000.00          |
|     |     |                        |      |  |                      |                             | 089          |              | X                               | 0319          | 1,200,000.00          |
|     |     |                        |      |  |                      |                             | 089          |              | X                               | 0321          | 2,221,800.00          |
|     |     |                        |      |  |                      |                             | 089          |              | X                               | 2250          | 100,000.00            |
|     |     |                        |      |  |                      |                             | 089          |              | X                               | 2297          | 4,426,250.00          |
|     |     |                        |      |  |                      |                             | 089          |              | X                               | 2300          | 2,097,000.00          |
| 089 |     | X                      | 0251 | 6,706,428,500.00                               | 6,707,998,000.00     | -1,569,500.00               | 089          |              | X                               | 0222          | -1,569,500.00         |
| 089 |     | X                      | 0303 | 14,608,000.00                                  | 10,608,000.00        | 4,000,000.00                | 011          |              | X                               | 5512          | 4,000,000.00          |
| 089 |     | X                      | 0309 | 2,636,018,133.00                               | 2,651,300,000.00     | -15,281,867.00              | 089          |              | X                               | 0222          | -15,281,867.00        |
| 089 |     | X                      | 0314 | 1,923,173,000.00                               | 2,022,920,000.00     | -99,747,000.00              | 089          |              | X                               | 0319          | -99,747,000.00        |
| 089 |     | X                      | 0318 | 2,928,190,915.00                               | 2,937,000,000.00     | -8,809,085.00               | 089          |              | X                               | 0222          | -5,589,085.00         |
|     |     |                        |      |  |                      |                             | 089          |              | X                               | 0228          | -1,610,000.00         |
|     |     |                        |      |  |                      |                             | 089          |              | X                               | 0236          | -1,610,000.00         |
| 089 |     | X                      | 0319 | 2,938,673,676.00                               | 2,888,000,000.00     | 50,673,676.00               | 089          |              | X                               | 0222          | -46,673,324.00        |

**Appropriations, Outlays, and Balances - Continued**

**Footnotes**

**Table 1 - Appropriations and Appropriation Transfers - Department of Energy**

| AID          | ATA | Period of Availability | MAIN | Net Appropriations and Appropriation Transfers | Appropriation Amount     | Net Appropriation Transfers | AID Involved | ATA Involved | Period of Availability Involved | MAIN Involved | Amount From or To (-) |
|--------------|-----|------------------------|------|--|--------------------------|-----------------------------|--------------|--------------|---------------------------------|---------------|-----------------------|
| 089          |     | X                      | 0321 | 5,363,366,879.00                               | 5,458,800,000.00         | -95,433,121.00              | 089          |              | X                               | 0228          | -1,200,000.00         |
|              |     |                        |      |  |                          |                             | 089          |              | X                               | 0236          | -1,200,000.00         |
|              |     |                        |      |  |                          |                             | 089          |              | X                               | 0314          | 99,747,000.00         |
|              |     |                        |      |  |                          |                             | 089          |              | X                               | 0222          | -90,989,521.00        |
|              |     |                        |      |  |                          |                             | 089          |              | X                               | 0228          | -2,221,800.00         |
| 089          |     | X                      | 2250 | 271,445,000.00                                 | 274,857,000.00           | -3,412,000.00               | 089          |              | X                               | 0236          | -2,221,800.00         |
|              |     |                        |      |  |                          |                             | 089          |              | X                               | 0222          | -3,212,000.00         |
|              |     |                        |      |  |                          |                             | 089          |              | X                               | 0228          | -100,000.00           |
| 089          |     | X                      | 2297 | 4,481,397,500.00                               | 4,490,250,000.00         | -8,852,500.00               | 089          |              | X                               | 0236          | -100,000.00           |
|              |     |                        |      |  |                          |                             | 089          |              | X                               | 0228          | -4,426,250.00         |
|              |     |                        |      |  |                          |                             | 089          |              | X                               | 0236          | -4,426,250.00         |
| 089          |     | X                      | 2300 | 2,092,806,000.00                               | 2,097,000,000.00         | -4,194,000.00               | 089          |              | X                               | 0228          | -2,097,000.00         |
|              |     |                        |      |  |                          |                             | 089          |              | X                               | 0236          | -2,097,000.00         |
| 089          |     | X                      | 4045 | -200,959,164.26                                | 223,236,004.00           | -424,195,168.26             | 096          |              | X                               | 3123          | -52,706.65            |
|              |     |                        |      |  |                          |                             | 089          |              | 096                             | X             | 4045                  |
| 089          |     | X                      | 5227 | -3,945,000.00                                  | 0.00                     | -3,945,000.00               | 431          |              | 2324                            | 0500          | -3,945,000.00         |
| 089          |     | X                      | 5231 | 616,780,105.18                                 | 0.00                     | 616,780,105.18              | 486          |              | X                               | 4054          | 616,780,105.18        |
| 089          | 096 | X                      | 4045 | 424,142,461.61                                 | 0.00                     | 424,142,461.61              | 089          |              | X                               | 4045          | 424,142,461.61        |
| <b>Total</b> |     |                        |      | <b>40,531,990,402.53</b>                       | <b>39,915,208,004.00</b> | <b>616,782,398.53</b>       |              |              |                                 |               | <b>616,782,398.53</b> |

**This Page Left Blank Intentionally**

---

Appropriations, Outlays, and Balances - Continued

| Appropriation or Fund Account<br><br>Title  | Account Symbol            |     |     |             | Balances,<br>Beginning of<br>Fiscal Year | Appropriations<br>and Other<br>Obligational<br>Authority <sup>1</sup> | Transfers<br>Borrowings<br>and<br>Investment<br>(Net) <sup>2</sup> | Outlays<br>(Net) | Balances<br>Withdrawn<br>and Other<br>Transactions <sup>3</sup> | Balances, End<br>of Fiscal Year |                  |
|---|---------------------------|-----|-----|-------------|--|---|--|------------------|---|---------------------------------|------------------|
|   | Period of<br>Availability | ATA | AID | MAIN<br>SUB |  |   |  |                  |   |                                 |                  |
| <b>Department of Health and Human Services</b>  |                           |     |     |             |  |   |  |                  |   |                                 |                  |
| <b>Food and Drug Administration</b>   |                           |     |     |             |  |   |  |                  |   |                                 |                  |
| <b>General Fund Accounts</b>  |                           |     |     |             |  |   |  |                  |   |                                 |                  |
| Payment to the FDA Innovation Account, CURES Act, Food and Drug Administration, Health and Human Services |                           |     |     |             |  |   |  |                  |   |                                 |                  |
| Fund Resources:   |                           |     |     |             |  |   |  |                  |   |                                 |                  |
| Undisbursed Funds   | 2023                      |     | 075 | 0148        | 000                                      | -----   | 50,000,000.00  | -----            | 50,000,000.00   | -----                           | -----            |
| Salaries and Expenses, Food and Drug Administration, Health and Human Services                            |                           |     |     |             |  |   |  |                  |   |                                 |                  |
| Fund Resources:   |                           |     |     |             |  |   |  |                  |   |                                 |                  |
| Undisbursed Funds   | 2023-2025                 |     | 075 | 0600        | 000                                      | -----   | -----  | -----            | -727,736.47   | -----                           | 727,736.47       |
|   | 2022-2024                 |     |     |             |  | 170,524.19  | -----  | -----            | 28,050.19   | -----                           | 142,474.00       |
|   | 2023                      |     |     |             |  | -----   | 3,518,650,000.00   | -245,000.00      | 2,594,561,867.49  | -----                           | 923,843,132.51   |
|   | 2021-2023                 |     |     |             |  | 477,365.31  | -----  | -----            | 441,554.79  | -----                           | 35,810.52        |
|   | 2022                      |     |     |             |  | 882,041,509.85  | -----  | 245,000.00       | 658,360,429.60  | -----                           | 223,926,080.25   |
|   | 2020-2022                 |     |     |             |  | 50,150.91   | -----  | -----            | -----   | -----                           | 50,150.91        |
|   | 2021                      |     |     |             |  | 226,318,446.26  | -----  | -----            | 129,617,203.19  | -----                           | 96,701,243.07    |
|   | 2020                      |     |     |             |  | 117,389,682.22  | -----  | -----            | 36,870,703.47   | -----                           | 80,518,978.75    |
|   | 2019                      |     |     |             |  | 101,543,094.39  | -----  | -----            | 11,388,367.46   | -----                           | 90,154,726.93    |
|   | 2018                      |     |     |             |  | 89,084,745.33   | -----  | -82,600,000.00   | 2,888,861.71  | 3,595,883.62                    | -----            |
|   | No Year                   |     |     |             |  | 2,987,097,920.02  | 10,000,000.00  | -----            | -607,230,272.05   | + 10,595,367.06                 | 3,593,732,825.01 |
| Funds Held Outside the Treasury   |                           |     |     |             |  |   |  |                  |   |                                 |                  |
|   | 2023                      |     |     |             |  | -----   | -----  | 245,000.00       | -----   | -----                           | 245,000.00       |
|   | 2022                      |     |     |             |  | 245,000.00  | -----  | -245,000.00      | -----   | -----                           | -----            |
|   | Subtotal                  |     | 075 | 0600        | 000                                      | 4,404,418,438.48  | 3,528,650,000.00   | -82,600,000.00   | 2,826,199,029.38  | 14,191,250.68                   | 5,010,078,158.42 |
| Buildings and Facilities, Food and Drug Administration, Health and Human Services                         |                           |     |     |             |  |   |  |                  |   |                                 |                  |
| Fund Resources:   |                           |     |     |             |  |   |  |                  |   |                                 |                  |
| Undisbursed Funds   | 2023-2024                 |     | 075 | 0603        | 000                                      | -----   | 392,000.00   | -----            | -----   | -----                           | 392,000.00       |
|   | No Year                   |     |     |             |  | 53,344,725.13   | 12,788,000.00  | -----            | 12,919,518.91   | -----                           | 53,213,206.22    |
|   | Subtotal                  |     | 075 | 0603        | 000                                      | 53,344,725.13   | 13,180,000.00  | -----            | 12,919,518.91   | -----                           | 53,605,206.22    |
| <b>Special Fund Accounts</b>  |                           |     |     |             |  |   |  |                  |   |                                 |                  |
| Cooperative Research and Development Agreements, Food and Drug Administration, Health and Human Services  |                           |     |     |             |  |   |  |                  |   |                                 |                  |
| Fund Resources:   |                           |     |     |             |  |   |  |                  |   |                                 |                  |
| Undisbursed Funds   | No Year                   |     | 075 | 5148        | 000                                      | 8,804,158.76  | 1,127,360.00   | -----            | 1,651,200.84  | -----                           | 8,280,317.92     |
| FDA Innovation, CURES Act, Food and Drug Administration, Health and Human Services                        |                           |     |     |             |  |   |  |                  |   |                                 |                  |
| Fund Resources:   |                           |     |     |             |  |   |  |                  |   |                                 |                  |
| Undisbursed Funds   | No Year                   |     | 075 | 5629        | 000                                      | 96,948,760.14   | 50,000,000.00  | -----            | 49,636,032.05   | -----                           | 97,312,728.09    |
| <b>Public Enterprise Funds</b>  |                           |     |     |             |  |   |  |                  |   |                                 |                  |

Footnotes at End of Chapter

## Appropriations, Outlays, and Balances - Continued

| Appropriation or Fund Account<br><br>Title  | Account Symbol            |     |     |      | Balances,<br>Beginning of<br>Fiscal Year | Appropriations<br>and Other<br>Obligational<br>Authority <sup>1</sup> | Transfers<br>Borrowings<br>and<br>Investment<br>(Net) <sup>2</sup> | Outlays<br>(Net) | Balances<br>Withdrawn<br>and Other<br>Transactions <sup>3</sup> | Balances, End<br>of Fiscal Year |                  |
|---|---------------------------|-----|-----|------|--|---|--|------------------|---|---------------------------------|------------------|
|   | Period of<br>Availability | ATA | AID | MAIN |  |   |  |                  |   |                                 | SUB              |
| Revolving Fund for Certification and Other Services, Food and Drug Administration, Health and Human Services<br>Fund Resources:<br>Undisbursed Funds                          | No Year                   |     | 075 | 4309 | 000                                      | 6,452,038.95  | -----  | -----            | 1,118,326.00  | -----                           | 5,333,712.95     |
| <b>Intragovernmental Funds</b>  |                           |     |     |      |  |   |  |                  |   |                                 |                  |
| FDA Working Capital Fund, Food and Drug Administration, Health and Human Services<br>Fund Resources:<br>Undisbursed Funds   | No Year                   |     | 075 | 4613 | 000                                      | 303,413,762.64  | -----  | -----            | -57,815,409.76  | -----                           | 361,229,172.40   |
| Total, Food and Drug Administration   |                           |     |     |      |  | 4,873,381,884.10  | 3,642,957,360.00   | -82,600,000.00   | 2,883,708,697.42  | 14,191,250.68                   | 5,535,839,296.00 |
| <b>Health Resources and Services Administration</b>   |                           |     |     |      |  |   |  |                  |   |                                 |                  |
| <b>General Fund Accounts</b>  |                           |     |     |      |  |   |  |                  |   |                                 |                  |
| Vaccine Injury Compensation, Health Resources and Services Administration, Health and Human Services<br>Fund Resources:<br>Undisbursed Funds                                  | No Year                   |     | 075 | 0320 | 000                                      | 37,051,354.15   | -----  | -----            | -523,937.49   | -----                           | 37,575,291.64    |
| Maternal, Infant, and Early Childhood Home Visiting Programs, Health Resources and Services Administration, Health and Human Services<br>Fund Resources:<br>Undisbursed Funds | 2021-2022                 |     | 075 | 0321 | 000                                      | 131,231,421.18  | -----  | -----            | 44,618,509.47   | -----                           | 86,612,911.71    |
|   | No Year                   |     |     |      |  | 779,652,180.89  | 500,000,000.00   | -----            | 389,405,643.88  | -----                           | 890,246,537.01   |
|   | Subtotal                  |     | 075 | 0321 | 000                                      | 910,883,602.07  | 500,000,000.00   | -----            | 434,024,153.35  | -----                           | 976,859,448.72   |
| Free Clinics Malpractice Claims Fund, Health Resources and Service Administration, Health and Human Services<br>Fund Resources:<br>Undisbursed Funds                          | No Year                   |     | 075 | 0330 | 000                                      | 4,440,851.68  | 1,000,000.00   | -----            | 479,449.06  | -----                           | 4,961,402.62     |
| Covered Countermeasure Process Fund, Health Resources and Services Administration, Health and Human Services<br>Fund Resources:<br>Undisbursed Funds                          | No Year                   |     | 075 | 0343 | 000                                      | 7,594,169.09  | 7,000,000.00   | 5,203,590.98     | 11,692,291.52   | 21,205.14                       | 8,084,263.41     |
| Health Resources and Services, Health Resources and Services Administration, Health and Human Services<br>Fund Resources:<br>Undisbursed Funds                                | 2023-2024                 |     | 075 | 0350 | 000                                      | -----   | -----  | -----            | -14,529,367.77  | -----                           | 14,529,367.77    |
|   | 2022-2023                 |     |     |      |  | 43,386,673.21   | -----  | -----            | 4,702,102.53  | -----                           | 38,684,570.68    |
|   | 2021-2022                 |     |     |      |  | 16,294,176.29   | -----  | -----            | 13,936,212.00   | -----                           | 2,357,964.29     |
|   | 2020-2021                 |     |     |      |  | 21,326,554.97   | -----  | -----            | -12,537.00  | -----                           | 21,339,091.97    |
|   | 2019-2020                 |     |     |      |  | 489,970.94  | -----  | -----            | -99,999.00  | -----                           | 589,969.94       |
|   | 2018-2019                 |     |     |      |  | 977,037.04  | -----  | -----            | -----   | -----                           | 977,037.04       |
|   | 2017-2018                 |     |     |      |  | 5,557,981.10  | -----  | -----            | 5,557,981.10  | -----                           | -----            |
|   | No Year                   |     |     |      |  | 11,696,741.04   | 5,658,000.00   | -----            | 5,853,641.15  | -----                           | 11,501,099.89    |
|   | Subtotal                  |     | 075 | 0350 | 000                                      | 99,729,134.59   | 5,658,000.00   | -----            | 15,408,033.01   | -----                           | 89,979,101.58    |

Footnotes at End of Chapter

Appropriations, Outlays, and Balances - Continued

| Appropriation or Fund Account<br><br>Title   | Account Symbol            |     |     |      | Balances,<br>Beginning of<br>Fiscal Year | Appropriations<br>and Other<br>Obligational<br>Authority <sup>1</sup> | Transfers<br>Borrowings<br>and<br>Investment<br>(Net) <sup>2</sup> | Outlays<br>(Net) | Balances<br>Withdrawn<br>and Other<br>Transactions <sup>3</sup> | Balances, End<br>of Fiscal Year |                  |
|--|---------------------------|-----|-----|------|--|---|--|------------------|---|---------------------------------|------------------|
|  | Period of<br>Availability | ATA | AID | MAIN |  |   |  |                  |   |                                 | SUB              |
| Primary Health Care Access, Health Resources and Services<br>Administration, Health and Human Services<br>Fund Resources:  |                           |     |     |      |  |   |  |                  |   |                                 |                  |
| Undisbursed Funds  | 2021-2023                 |     | 075 | 0352 | 000                                      | 238,445,711.10  | -2,042,736.38  | -----            | 141,459,361.89  | -----                           | 94,943,612.83    |
|  | No Year                   |     |     |      |  | 1,051,518,478.54  | 426,637,916.22   | -----            | 528,994,301.76  | 17,670,000.00                   | 931,492,093.00   |
|  | Subtotal                  |     | 075 | 0352 | 000                                      | 1,289,964,189.64  | 424,595,179.84   | -----            | 670,453,663.65  | 17,670,000.00                   | 1,026,435,705.83 |
| Health Workforce, Health Resources and Services Administration, Health<br>and Human Services<br>Fund Resources:            |                           |     |     |      |  |   |  |                  |   |                                 |                  |
| Undisbursed Funds  | 2023                      |     | 075 | 0353 | 000                                      | -----   | 1,206,776,000.00   | -----            | 426,434,000.18  | -----                           | 780,341,999.82   |
|  | 2022-2023                 |     |     |      |  | 12,000,000.00   | -----  | -----            | 3,906,808.29  | -----                           | 8,093,191.71     |
|  | 2022                      |     |     |      |  | 702,475,884.66  | -----  | -----            | 479,857,180.68  | -----                           | 222,618,703.98   |
|  | 2021                      |     |     |      |  | 218,681,339.69  | -----  | -----            | 163,788,693.17  | -----                           | 54,892,646.52    |
|  | 2020-2021                 |     |     |      |  | 23,081,833.67   | -----  | -----            | 11,301,505.21   | -----                           | 11,780,328.46    |
|  | 2020                      |     |     |      |  | 23,721,854.24   | -----  | -----            | 7,239,582.28  | -----                           | 16,482,271.96    |
|  | 2019                      |     |     |      |  | 24,974,050.30   | -----  | -----            | 5,947,052.73  | -----                           | 19,026,997.57    |
|  | 2018-2019                 |     |     |      |  | 10,931,727.69   | -----  | -----            | 4,747,719.59  | -----                           | 6,184,008.10     |
|  | 2018                      |     |     |      |  | 13,172,560.97   | -----  | -13,231,014.23   | -255,748.26   | 197,295.00                      | -----            |
|  | No Year                   |     |     |      |  | 564,227,659.38  | 183,916,718.12   | -----            | 240,034,629.81  | -----                           | 508,109,747.69   |
|  | Subtotal                  |     | 075 | 0353 | 000                                      | 1,593,266,910.60  | 1,390,692,718.12   | -13,231,014.23   | 1,343,001,423.68  | 197,295.00                      | 1,627,529,895.81 |
| Maternal and Child Health, Health Resources and Services<br>Administration, Health and Human Services<br>Fund Resources:   |                           |     |     |      |  |   |  |                  |   |                                 |                  |
| Undisbursed Funds  | 2023                      |     | 075 | 0354 | 000                                      | -----   | 1,191,430,000.00   | -----            | 286,068,652.77  | -----                           | 905,361,347.23   |
|  | 2022-2023                 |     |     |      |  | 20,000,000.00   | -----  | -----            | 5,043,524.11  | -----                           | 14,956,475.89    |
|  | 2022                      |     |     |      |  | 736,195,296.91  | -----  | -----            | 561,546,787.42  | -----                           | 174,648,509.49   |
|  | 2018-2022                 |     |     |      |  | 820,786.38  | -----  | -----            | 184,906.40  | -----                           | 635,879.98       |
|  | 2021                      |     |     |      |  | 158,287,816.36  | -----  | -----            | 145,605,795.42  | -----                           | 12,682,020.94    |
|  | 2020                      |     |     |      |  | 17,272,491.84   | -----  | -----            | 8,352,882.62  | -----                           | 8,919,609.22     |
|  | 2019                      |     |     |      |  | 4,413,954.51  | -----  | -----            | 286,315.64  | -----                           | 4,127,638.87     |
|  | 2018                      |     |     |      |  | 5,205,688.53  | -----  | -5,336,037.51    | -130,348.98   | -----                           | -----            |
|  | 2017-2018                 |     |     |      |  | 16,398.21   | -----  | -16,398.21       | -----   | -----                           | -----            |
|  | No Year                   |     |     |      |  | 74,330,369.25   | -600,553.89  | -----            | 9,932,432.13  | -----                           | 63,797,383.23    |
|  | Subtotal                  |     | 075 | 0354 | 000                                      | 1,016,542,801.99  | 1,190,829,446.11   | -5,352,435.72    | 1,016,890,947.53  | -----                           | 1,185,128,864.85 |
| Ryan White HIV/AIDS Program, Health Resources and Services<br>Administration, Health and Human Services<br>Fund Resources: |                           |     |     |      |  |   |  |                  |   |                                 |                  |
| Undisbursed Funds  | 2023-2025                 |     | 075 | 0356 | 000                                      | -----   | 2,045,630,000.00   | -----            | 560,606,100.21  | -----                           | 1,485,023,899.79 |
|  | 2022-2024                 |     |     |      |  | 1,597,911,376.48  | -----  | -----            | 1,352,458,726.76  | -----                           | 245,452,649.72   |
|  | 2023                      |     |     |      |  | -----   | 360,411,000.00   | -----            | 77,238,473.93   | -----                           | 283,172,526.07   |
|  | 2021-2023                 |     |     |      |  | 253,488,351.21  | -----  | -----            | 186,009,348.45  | -----                           | 67,479,002.76    |
|  | 2022                      |     |     |      |  | 274,028,304.54  | -----  | -----            | 227,130,407.86  | -----                           | 46,897,896.68    |

Footnotes at End of Chapter



## Appropriations, Outlays, and Balances - Continued

| Appropriation or Fund Account<br><br>Title   | Account Symbol            |     |     |      | Balances,<br>Beginning of<br>Fiscal Year | Appropriations<br>and Other<br>Obligational<br>Authority <sup>1</sup> | Transfers<br>Borrowings<br>and<br>Investment<br>(Net) <sup>2</sup> | Outlays<br>(Net) | Balances<br>Withdrawn<br>and Other<br>Transactions <sup>3</sup> | Balances, End<br>of Fiscal Year |                |
|--|---------------------------|-----|-----|------|--|---|--|------------------|---|---------------------------------|----------------|
|  | Period of<br>Availability | ATA | AID | MAIN |  |   |  |                  |   |                                 | SUB            |
|  | 2020-2022                 |     |     |      | 42,612,379.57                            | -----   | -----  | 12,394,981.91    | -----   | 30,217,397.66                   |                |
|  | 2021                      |     |     |      | 58,416,936.51                            | -----   | -----  | 39,674,903.12    | -----   | 18,742,033.39                   |                |
|  | 2019-2021                 |     |     |      | 28,046,616.00                            | -----   | -----  | 7,628,047.28     | -----   | 20,418,568.72                   |                |
|  | 2020                      |     |     |      | 8,766,920.08                             | -----   | -----  | 4,402,654.29     | -----   | 4,364,265.79                    |                |
|  | 2018-2020                 |     |     |      | 17,553,230.92                            | -----   | -----  | 265,276.41       | -----   | 17,287,954.51                   |                |
|  | 2019                      |     |     |      | 5,905,528.59                             | -----   | -----  | -100,533.64      | -----   | 6,006,062.23                    |                |
|  | 2017-2019                 |     |     |      | 10,383,476.78                            | -----   | -----  | -----            | -----   | 10,383,476.78                   |                |
|  | 2018                      |     |     |      | 6,099,917.91                             | -----   | -5,945,863.03  | 154,054.88       | -----   | -----                           |                |
|  | 2016-2018                 |     |     |      | 32,848,535.54                            | -----   | -32,848,535.54   | -----            | -----   | -----                           |                |
|  | No Year                   |     |     |      | 189,824,260.86                           | 165,000,000.00  | -----  | 104,609,738.26   | -----   | 250,214,522.60                  |                |
|  | Subtotal                  |     | 075 | 0356 | 000                                      | 2,525,885,834.99  | 2,571,041,000.00   | -38,794,398.57   | 2,572,472,179.72  | 2,485,660,256.70                |                |
| Health Care Systems, Health Resources and Services Administration,<br>Health and Human Services<br>Fund Resources: |                           |     |     |      |  |   |  |                  |   |                                 |                |
| Undisbursed Funds  |                           |     |     |      |  |   |  |                  |   |                                 |                |
|  | 2023                      |     | 075 | 0357 | 000                                      | -----   | 98,887,000.00  | -----            | 15,568,541.48   | -----                           | 83,318,458.52  |
|  | 2022                      |     |     |      |  | 114,184,660.01  | -----  | -----            | 82,486,270.49   | -----                           | 31,698,389.52  |
|  | 2020-2022                 |     |     |      |  | 218,549.23  | -----  | -----            | 38,274.59   | -----                           | 180,274.64     |
|  | 2021                      |     |     |      |  | 30,292,223.59   | -----  | -----            | 26,468,573.88   | -----                           | 3,823,649.71   |
|  | 2020                      |     |     |      |  | 7,347,656.00  | -----  | -----            | 465,035.52  | -----                           | 6,882,620.48   |
|  | 2019                      |     |     |      |  | 15,772,966.86   | -----  | -----            | 335,033.16  | -----                           | 15,437,933.70  |
|  | 2018                      |     |     |      |  | 3,575,022.33  | -----  | -3,575,125.93    | -103.60   | -----                           | -----          |
|  | No Year                   |     |     |      |  | 1,470,630.82  | 122,000.00   | -----            | 2,342.00  | -----                           | 1,590,288.82   |
|  | Subtotal                  |     | 075 | 0357 | 000                                      | 172,861,708.84  | 99,009,000.00  | -3,575,125.93    | 125,363,967.52  | 142,931,615.39                  |                |
| Rural Health, Health Resources and Services Administration, Health and<br>Human Services<br>Fund Resources:        |                           |     |     |      |  |   |  |                  |   |                                 |                |
| Undisbursed Funds  |                           |     |     |      |  |   |  |                  |   |                                 |                |
|  | 2023-2025                 |     | 075 | 0358 | 000                                      | -----   | 12,500,000.00  | -----            | 416,524.91  | -----                           | 12,083,475.09  |
|  | 2022-2024                 |     |     |      |  | 10,124,537.25   | -----  | -----            | 1,333,810.71  | -----                           | 8,790,726.54   |
|  | 2023                      |     |     |      |  | -----   | 339,907,000.00   | -----            | 19,507,328.55   | -----                           | 320,399,671.45 |
|  | 2021-2023                 |     |     |      |  | 8,930,009.88  | -----  | -----            | 2,032,274.52  | -----                           | 6,897,735.36   |
|  | 2022                      |     |     |      |  | 339,375,559.61  | -----  | -----            | 199,737,004.21  | -----                           | 139,638,555.40 |
|  | 2020-2022                 |     |     |      |  | 13,444,827.56   | -----  | -----            | 5,140,549.42  | -----                           | 8,304,278.14   |
|  | 2018-2022                 |     |     |      |  | 40,763,848.34   | -----  | -----            | 18,699,093.36   | -----                           | 22,064,754.98  |
|  | 2021                      |     |     |      |  | 147,929,419.54  | -----  | -----            | 98,904,627.73   | -----                           | 49,024,791.81  |
|  | 2019-2021                 |     |     |      |  | 3,180,289.26  | -----  | -----            | 1,605,335.62  | -----                           | 1,574,953.64   |
|  | 2020                      |     |     |      |  | 53,126,031.79   | -----  | -----            | 36,192,239.61   | -----                           | 16,933,792.18  |
|  | 2018-2020                 |     |     |      |  | 2,762,303.97  | -----  | -----            | 2,057,346.64  | -----                           | 704,957.33     |
|  | 2019                      |     |     |      |  | 17,127,174.42   | -----  | -----            | 7,447,561.51  | -----                           | 9,679,612.91   |
|  | 2018                      |     |     |      |  | 4,707,413.52  | -----  | -4,946,864.90    | -239,451.38   | -----                           | -----          |

Footnotes at End of Chapter

Appropriations, Outlays, and Balances - Continued

| Appropriation or Fund Account<br><br>Title  | Account Symbol            |     |      |      | Balances,<br>Beginning of<br>Fiscal Year | Appropriations<br>and Other<br>Obligational<br>Authority <sup>1</sup> | Transfers<br>Borrowings<br>and<br>Investment<br>(Net) <sup>2</sup> | Outlays<br>(Net) | Balances<br>Withdrawn<br>and Other<br>Transactions <sup>3</sup> | Balances, End<br>of Fiscal Year |
|---|---------------------------|-----|------|------|--|---|--|------------------|---|---------------------------------|
|   | Period of<br>Availability | ATA | AID  | MAIN |  |   |  |                  |   |                                 |
| Subtotal  |                           | 075 | 0358 | 000  | 641,471,415.14                           | 352,407,000.00  | -4,946,864.90  | 392,834,245.41   | -----   | 596,097,304.83                  |
| Family Planning, Health Resources and Services Administration, Health and Human Services<br>Fund Resources:                   |                           |     |      |      |  |   |  |                  |   |                                 |
| Undisbursed Funds   | 2023                      | 075 | 0359 | 000  | -----                                    | 286,479,000.00  | -----  | 86,974,118.46    | -----   | 199,504,881.54                  |
|   | 2022                      |     |      |      | 205,606,314.23                           | -----   | -----  | 197,027,287.26   | -----   | 8,579,026.97                    |
|   | 2021                      |     |      |      | 56,799,382.09                            | -----   | -----  | 20,481,907.76    | -----   | 36,317,474.33                   |
|   | 2020                      |     |      |      | 8,180,294.89                             | -----   | -----  | 1,078,913.82     | -----   | 7,101,381.07                    |
|   | 2019                      |     |      |      | 5,559,357.06                             | -----   | -----  | -----            | -----   | 5,559,357.06                    |
|   | 2018                      |     |      |      | 13,228,808.04                            | -----   | -11,587,046.65   | 1,641,761.39     | -----   | -----                           |
|   | No Year                   |     |      |      | 43,707,845.40                            | -1,497,290.67   | -----  | 24,847,425.78    | -----   | 17,363,128.95                   |
| Subtotal  |                           | 075 | 0359 | 000  | 333,082,001.71                           | 284,981,709.33  | -11,587,046.65   | 332,051,414.47   | -----   | 274,425,249.92                  |
| Primary Health Care, Health Resources and Services Administration, Health and Human Services<br>Fund Resources:               |                           |     |      |      |  |   |  |                  |   |                                 |
| Undisbursed Funds   | 2023-2024                 | 075 | 0360 | 000  | -----                                    | 65,000,000.00   | -----  | 363,870.66       | -----   | 64,636,129.34                   |
|   | 2020-2024                 |     |      |      | 655,358.16                               | -----   | -----  | 18,243.83        | <sup>4</sup> 632,394.51   | 4,719.82                        |
|   | 2023                      |     |      |      | -----                                    | 1,737,772,000.00  | -----  | 742,692,972.48   | -----   | 995,079,027.52                  |
|   | 2022                      |     |      |      | 939,724,634.06                           | -----   | -----  | 848,663,628.63   | -----   | 91,061,005.43                   |
|   | 2021                      |     |      |      | 66,988,211.48                            | -----   | -----  | 45,947,130.99    | -----   | 21,041,080.49                   |
|   | 2020                      |     |      |      | 27,209,834.44                            | -----   | -----  | 5,360,578.03     | -----   | 21,849,256.41                   |
|   | 2019-2020                 |     |      |      | 36,455,306.62                            | -----   | -----  | 21,076,313.73    | -----   | 15,378,992.89                   |
|   | 2018-2020                 |     |      |      | 3,488,730.41                             | -----   | -----  | 1,593,460.99     | -----   | 1,895,269.42                    |
|   | 2019                      |     |      |      | 11,927,374.85                            | -----   | -----  | 283,506.28       | -----   | 11,643,868.57                   |
|   | 2018                      |     |      |      | 6,277,553.16                             | -----   | -5,634,601.77  | 642,951.39       | -----   | -----                           |
|   | No Year                   |     |      |      | 5,872,387,817.50                         | 3,987,933,744.36  | -5,000,000.00  | 6,574,357,536.21 | <sup>4</sup> 105,406,529.32                                     | 3,175,557,496.33                |
| Subtotal  |                           | 075 | 0360 | 000  | 6,965,114,820.68                         | 5,790,705,744.36  | -10,634,601.77   | 8,241,000,193.22 | 106,038,923.83  | 4,398,146,846.22                |
| Program Management, Health Resources and Services Administration, Health and Human Services<br>Fund Resources:                |                           |     |      |      |  |   |  |                  |   |                                 |
| Undisbursed Funds   | 2023                      | 075 | 0361 | 000  | -----                                    | 1,735,769,000.00  | -----  | 161,471,519.33   | -----   | 1,574,297,480.67                |
|   | 2022                      |     |      |      | 1,061,681,721.06                         | -----   | -----  | 240,813,776.58   | -----   | 820,867,944.48                  |
|   | 2021                      |     |      |      | 3,785,735.74                             | -----   | -----  | 2,262,760.16     | -----   | 1,522,975.58                    |
|   | 2020                      |     |      |      | 1,937,448.98                             | -----   | -----  | 259,875.92       | -----   | 1,677,573.06                    |
|   | 2019                      |     |      |      | 3,213,191.29                             | -----   | -----  | 626,925.44       | -----   | 2,586,265.85                    |
|   | 2018                      |     |      |      | 4,367,694.01                             | -----   | -4,365,362.31  | 2,331.70         | -----   | -----                           |
| Subtotal  |                           | 075 | 0361 | 000  | 1,074,985,791.08                         | 1,735,769,000.00  | -4,365,362.31  | 405,437,189.13   | -----   | 2,400,952,239.64                |
| Health Centers Malpractice Claims, Health Resources and Services Administration, Health and Human Services<br>Fund Resources: |                           |     |      |      |  |   |  |                  |   |                                 |
| Undisbursed Funds   | No Year                   | 075 | 0365 | 000  | 40,811,158.91                            | 120,000,000.00  | -----  | 117,212,738.34   | -----   | 43,598,420.57                   |

Footnotes at End of Chapter

## Appropriations, Outlays, and Balances - Continued

| Appropriation or Fund Account<br><br>Title   | Account Symbol            |     |     |      | Balances,<br>Beginning of<br>Fiscal Year | Appropriations<br>and Other<br>Obligational<br>Authority <sup>1</sup> | Transfers<br>Borrowings<br>and<br>Investment<br>(Net) <sup>2</sup> | Outlays<br>(Net) | Balances<br>Withdrawn<br>and Other<br>Transactions <sup>3</sup> | Balances, End<br>of Fiscal Year |                   |
|--|---------------------------|-----|-----|------|--|---|--|------------------|---|---------------------------------|-------------------|
|  | Period of<br>Availability | ATA | AID | MAIN |  |   |  |                  |   |                                 | SUB               |
| <b>Trust Fund Accounts</b>   |                           |     |     |      |  |   |  |                  |   |                                 |                   |
| Vaccine Injury Compensation Trust Fund - Treasury Managed, Health and Human Services |                           |     |     |      |  |   |  |                  |   |                                 |                   |
| Fund Resources:  |                           |     |     |      |  |   |  |                  |   |                                 |                   |
| Undisbursed Funds  | No Year                   |     | 075 | 8175 | 000                                      | 39,572,678.38   | 177,835,513.05   | -154,307,774.85  | 28,559,080.70   | -----                           | 34,541,335.88     |
| Transfer To:   |                           |     |     |      |  |   |  |                  |   |                                 |                   |
| Health Resources and Services Administration, Health and Human Services              | No Year                   | 075 | 075 | 8175 | 000                                      | 7,804,309.77  | 190,090,113.33   | -10,879,580.76   | 178,691,678.24  | -----                           | 8,323,164.10      |
| Unrealized Discount on Investments   |                           |     |     |      |  | -85,733,234.92  | -----  | 15,073,142.73    | -----   | -----                           | -70,660,092.19    |
| Investments in US Treasury Securities  |                           |     |     |      |  | 4,272,402,182.16  | -----  | 150,114,212.88   | -----   | -----                           | 4,422,516,395.04  |
|  | Subtotal                  |     | 075 | 8175 | 000                                      | 4,234,045,935.39  | 367,925,626.38   | -----            | 207,250,758.94  | -----                           | 4,394,720,802.83  |
| Total, Health Resources and Services Administration                                  |                           |     |     |      |  | 20,947,731,680.55   | 14,841,614,424.14  | -87,283,259.10   | 15,885,048,711.06   | 123,927,423.97                  | 19,693,086,710.56 |
| <b>Indian Health Service</b>   |                           |     |     |      |  |   |  |                  |   |                                 |                   |
| <b>General Fund Accounts</b>   |                           |     |     |      |  |   |  |                  |   |                                 |                   |
| Payments for Tribal Leases, Indian Health Service, Health and Human Services         |                           |     |     |      |  |   |  |                  |   |                                 |                   |
| Fund Resources:  |                           |     |     |      |  |   |  |                  |   |                                 |                   |
| Undisbursed Funds  | 2023-2024                 |     | 075 | 0200 | 000                                      | -----   | 273,052,875.00   | -----            | 267,761,872.78  | -----                           | 5,291,002.22      |
|  | 2022-2023                 |     |     |      |  | <sup>5</sup> 286,258.00   | 61,195,370.00  | -----            | 60,237,343.00   | -----                           | 1,244,285.00      |
|  | 2021-2022                 |     |     |      |  | 2,206,121.03  | 119,623.00   | -----            | 2,144,701.03  | -----                           | 181,043.00        |
|  | Subtotal                  |     | 075 | 0200 | 000                                      | 2,492,379.03  | 334,367,868.00   | -----            | 330,143,916.81  | -----                           | 6,716,330.22      |
| Contract Support Costs, Indian Health Service, Health and Human Services             |                           |     |     |      |  |   |  |                  |   |                                 |                   |
| Fund Resources:  |                           |     |     |      |  |   |  |                  |   |                                 |                   |
| Undisbursed Funds  | 2023                      |     | 075 | 0344 | 000                                      | -----   | 900,321,821.00   | -----            | 879,716,384.19  | -----                           | 20,605,436.81     |
|  | 2022                      |     |     |      |  | 23,133,814.00   | 52,835,475.00  | -----            | 55,990,937.93   | -----                           | 19,978,351.07     |
|  | 2021                      |     |     |      |  | 139,286,128.88  | 85,747,739.00  | -----            | 100,178,416.03  | -----                           | 124,855,451.85    |
|  | 2020                      |     |     |      |  | 34,440,475.08   | 18,768,047.00  | -----            | 21,114,730.19   | -----                           | 32,093,791.89     |
|  | 2019                      |     |     |      |  | 11,802,217.30   | 3,257,253.00   | -----            | 9,352,636.48  | -----                           | 5,706,833.82      |
|  | 2018                      |     |     |      |  | 13,147,789.13   | 179,685.13   | -----            | 13,327,474.26   | -----                           | -----             |
|  | Subtotal                  |     | 075 | 0344 | 000                                      | 221,810,424.39  | 1,061,110,020.13   | -----            | 1,079,680,579.08  | -----                           | 203,239,865.44    |
| Indian Health Services, Indian Health Service, Health and Human Services             |                           |     |     |      |  |   |  |                  |   |                                 |                   |
| Fund Resources:  |                           |     |     |      |  |   |  |                  |   |                                 |                   |
| Undisbursed Funds  | 2023-2024                 |     | 075 | 0390 | 000                                      | -----   | 3,472,855,013.00   | -----            | 3,005,086,158.71  | -----                           | 467,768,854.29    |
|  | 2021-2024                 |     |     |      |  | 64,095,257.18   | -----  | -----            | 21,700,934.08   | <sup>4</sup> 35,271,369.80      | 7,122,953.30      |
|  | 2023                      |     |     |      |  | -----   | -----  | -----            | -822,212.95   | -----                           | 822,212.95        |
|  | 2022-2023                 |     |     |      |  | 440,516,021.97  | -29,388,000.00   | -----            | 289,086,758.81  | -----                           | 122,041,263.16    |
|  | 2022                      |     |     |      |  | 5,688,038.40  | -----  | -----            | 4,650,158.71  | -----                           | 1,037,879.69      |
|  | 2021-2022                 |     |     |      |  | 299,765,080.23  | -----  | -----            | 158,504,711.05  | -----                           | 141,260,369.18    |
|  | 2020-2022                 |     |     |      |  | 3,040,508.23  | -----  | -----            | 364,868.68  | -----                           | 2,675,639.55      |

Footnotes at End of Chapter

Appropriations, Outlays, and Balances - Continued

| Appropriation or Fund Account<br><br>Title   | Account Symbol            |     |     |      | Balances,<br>Beginning of<br>Fiscal Year | Appropriations<br>and Other<br>Obligational<br>Authority <sup>1</sup> | Transfers<br>Borrowings<br>and<br>Investment<br>(Net) <sup>2</sup> | Outlays<br>(Net) | Balances<br>Withdrawn<br>and Other<br>Transactions <sup>3</sup> | Balances, End<br>of Fiscal Year |                  |
|--|---------------------------|-----|-----|------|--|---|--|------------------|---|---------------------------------|------------------|
|  | Period of<br>Availability | ATA | AID | MAIN |  |   |  |                  |   |                                 | SUB              |
|  | 2021                      |     |     |      | 2,003,408.97                             | -----   | -----  | 56,979.76        | -----   | 1,946,429.21                    |                  |
|  | 2020-2021                 |     |     |      | 96,426,864.73                            | -----   | -----  | 24,745,856.95    | -----   | 71,681,007.78                   |                  |
|  | 2020                      |     |     |      | 1,397,880.50                             | -----   | -----  | -64,911.08       | -----   | 1,462,791.58                    |                  |
|  | 2019-2020                 |     |     |      | 30,998,136.48                            | -----   | -----  | 4,752,380.75     | -----   | 26,245,755.73                   |                  |
|  | 2019                      |     |     |      | 1,012,153.58                             | -----   | -----  | 60,839.40        | -----   | 951,314.18                      |                  |
|  | 2018                      |     |     |      | 14,805,232.51                            | -----   | -336,775.88  | 14,468,456.63    | -----   | -----                           |                  |
|  | No Year                   |     |     |      | 5,700,718,020.83                         | 1,593,814,987.00  | -----  | 1,378,218,764.23 | -----   | 5,916,314,243.60                |                  |
|  | Subtotal                  |     | 075 | 0390 | 000                                      | 6,660,466,603.61  | 5,037,282,000.00   | -336,775.88      | 4,900,809,743.73  | 35,271,369.80                   | 6,761,330,714.20 |
| Indian Health Facilities, Indian Health Service, Health and Human Services<br>Fund Resources:<br>Undisbursed Funds                                     | No Year                   |     | 075 | 0391 | 000                                      | 3,392,396,355.18  | 1,655,053,000.00   | -----            | 972,993,534.43  | -----                           | 4,074,455,820.75 |
| <b>Special Fund Accounts</b>   |                           |     |     |      |  |   |  |                  |   |                                 |                  |
| Operation and Maintenance of Quarters, Indian Health Services, Health and Human Services<br>Fund Resources:<br>Undisbursed Funds                       | No Year                   |     | 075 | 5071 | 000                                      | 20,230,314.76   | 10,093,958.71  | -----            | 8,291,539.22  | -----                           | 22,032,734.25    |
| Total, Indian Health Service   |                           |     |     |      | 10,297,396,076.97                        | 8,097,906,846.84  | -336,775.88  | 7,291,919,313.27 | 35,271,369.80   | 11,067,775,464.86               |                  |
| <b>Centers for Disease Control and Prevention</b>  |                           |     |     |      |  |   |  |                  |   |                                 |                  |
| <b>General Fund Accounts</b>   |                           |     |     |      |  |   |  |                  |   |                                 |                  |
| CDC-Wide Activities and Program Support, Centers for Disease Control and Prevention, Health and Human Services<br>Fund Resources:<br>Undisbursed Funds | 2023-2025                 |     | 075 | 0943 | 000                                      | -----   | -----  | -----            | -856,709.88   | -----                           | 856,709.88       |
|  | 2023-2024                 |     |     |      | -----                                    | 486,000,000.00  | -----  | -672,093.48      | -----   | 486,672,093.48                  |                  |
|  | 2022-2024                 |     |     |      | 202,103,162.20                           | -----   | -----  | 29,290,207.42    | -----   | 172,812,954.78                  |                  |
|  | 2021-2024                 |     |     |      | 4,849,684,527.28                         | -378,836,117.16   | -----  | 1,268,293,430.82 | -----   | 3,202,554,979.30                |                  |
|  | 2020-2024                 |     |     |      | 1,987,976,637.05                         | -----   | -----  | 789,750,386.02   | <sup>4</sup> 9,143,623.60                                       | 1,189,082,627.43                |                  |
|  | 2023                      |     |     |      | -----                                    | 128,570,000.00  | -----  | -9,937,275.44    | -----   | 138,507,275.44                  |                  |
|  | 2022-2023                 |     |     |      | 54,291,556.01                            | -----   | -----  | 21,141,949.80    | -----   | 33,149,606.21                   |                  |
|  | 2021-2023                 |     |     |      | 3,933,959.52                             | -----   | -----  | 1,511,474.73     | -----   | 2,422,484.79                    |                  |
|  | 2018-2023                 |     |     |      | 10,474,385.94                            | -----   | -----  | 6,651,169.99     | -----   | 3,823,215.95                    |                  |
|  | 2022                      |     |     |      | 168,912,928.83                           | -----   | -----  | 96,154,248.37    | -----   | 72,758,680.46                   |                  |
|  | 2021-2022                 |     |     |      | 896,101.53                               | -----   | -----  | 564,711.26       | -----   | 331,390.27                      |                  |
|  | 2020-2022                 |     |     |      | 261,307,855.19                           | -----   | -----  | 109,175,627.77   | -----   | 152,132,227.42                  |                  |
|  | 2021                      |     |     |      | 40,699,345.47                            | -----   | -----  | 29,435,649.08    | -----   | 11,263,696.39                   |                  |
|  | 2020-2021                 |     |     |      | 507,213.39                               | -----   | -----  | -----            | -----   | 507,213.39                      |                  |
|  | 2019-2021                 |     |     |      | 372,613.07                               | -----   | -----  | 66,164.00        | -----   | 306,449.07                      |                  |
|  | 2020                      |     |     |      | 9,389,331.05                             | -----   | -----  | 3,582,513.56     | -----   | 5,806,817.49                    |                  |
|  | 2019-2020                 |     |     |      | 9,746,453.78                             | -----   | -----  | 2,731,586.58     | -----   | 7,014,867.20                    |                  |

Footnotes at End of Chapter

## Appropriations, Outlays, and Balances - Continued

| Appropriation or Fund Account<br><br>Title  | Account Symbol            |     |     |      | Balances,<br>Beginning of<br>Fiscal Year | Appropriations<br>and Other<br>Obligational<br>Authority <sup>1</sup> | Transfers<br>Borrowings<br>and<br>Investment<br>(Net) <sup>2</sup> | Outlays<br>(Net) | Balances<br>Withdrawn<br>and Other<br>Transactions <sup>3</sup> | Balances, End<br>of Fiscal Year |                   |
|---|---------------------------|-----|-----|------|--|---|--|------------------|---|---------------------------------|-------------------|
|   | Period of<br>Availability | ATA | AID | MAIN |  |   |  |                  |   |                                 | SUB               |
|   | 2018-2020                 |     |     |      | 12,423,641.35                            | -----   | -----  | 270,304.14       | -----   | 12,153,337.21                   |                   |
|   | 2019                      |     |     |      | 2,718,240.91                             | -----   | -----  | 50,702.50        | -----   | 2,667,538.41                    |                   |
|   | 2018-2019                 |     |     |      | 166,264.04                               | -----   | -----  | -----            | -----   | 166,264.04                      |                   |
|   | 2017-2019                 |     |     |      | 410,264.87                               | -----   | -----  | -----            | -----   | 410,264.87                      |                   |
|   | 2015-2019                 |     |     |      | 38,781,800.75                            | -----   | -----  | 3,002,998.73     | -----   | 35,778,802.02                   |                   |
|   | 2018                      |     |     |      | 2,475,627.68                             | -----   | -2,132,460.00  | 44,688.61        | 298,479.07  | -----                           |                   |
|   | 2017-2018                 |     |     |      | 236,873.80                               | -----   | -----  | -----            | 236,873.80  | -----                           |                   |
|   | 2016-2018                 |     |     |      | 207,581.16                               | -----   | -----  | -----            | 207,581.16  | -----                           |                   |
|   | 2014-2018                 |     |     |      | 25,740.89                                | -----   | -23,130.00   | -----            | 2,610.89  | -----                           |                   |
|   | No Year                   |     |     |      | 6,520,531,419.25                         | -717,698,986.03   | -2,417,907.97  | 1,270,829,799.42 | -----   | 4,529,584,725.83                |                   |
|   | Subtotal                  |     | 075 | 0943 | 000                                      | 14,178,273,525.01   | -481,965,103.19  | -4,573,497.97    | 3,621,081,534.00  | 9,889,168.52                    | 10,060,764,221.33 |
| Toxic Substances and Environmental Public Health, Agency for Toxic Substances and Disease Registry, Health and Human Services Fund Resources: |                           |     |     |      |  |   |  |                  |   |                                 |                   |
| Undisbursed Funds   |                           |     |     |      |  |   |  |                  |   |                                 |                   |
|   | 2023                      |     | 075 | 0944 | 000                                      | -----   | 105,020,000.00   | -----            | 54,372,736.52   | -----                           | 50,647,263.48     |
|   | 2022                      |     |     |      |  | 44,200,314.54   | -----  | -----            | -----   | 16,897,362.60                   |                   |
|   | 2021                      |     |     |      |  | 19,779,006.80   | -----  | 13,935,237.60    | -----   | 5,843,769.20                    |                   |
|   | 2020-2021                 |     |     |      |  | 484,563.48  | -----  | 57,589.12        | -----   | 426,974.36                      |                   |
|   | 2020                      |     |     |      |  | 4,061,879.04  | -----  | 1,506,444.74     | -----   | 2,555,434.30                    |                   |
|   | 2019                      |     |     |      |  | 4,577,913.17  | -----  | 217,686.40       | -----   | 4,360,226.77                    |                   |
|   | 2018                      |     |     |      |  | 2,331,264.85  | -2,094,030.00  | 4,559.51         | 232,675.34  | -----                           |                   |
|   | No Year                   |     |     |      |  | 30,539,500.48   | -----  | 3,825,113.57     | -----   | 26,714,386.91                   |                   |
|   | Subtotal                  |     | 075 | 0944 | 000                                      | 105,974,442.36  | 105,020,000.00   | -2,094,030.00    | 101,222,319.40  | 232,675.34                      | 107,445,417.62    |
| Infectious Diseases Rapid Response Reserve Fund, Centers for Disease Control, Health and Human Services Fund Resources:                       |                           |     |     |      |  |   |  |                  |   |                                 |                   |
| Undisbursed Funds   |                           |     |     |      |  |   |  |                  |   |                                 |                   |
|   | No Year                   |     | 075 | 0945 | 000                                      | 629,824,442.41  | 35,000,000.00  | -----            | 28,648,329.45   | -----                           | 636,176,112.96    |
| World Trade Center Health Program Fund, Centers for Disease Control and Prevention, Health and Human Services Fund Resources:                 |                           |     |     |      |  |   |  |                  |   |                                 |                   |
| Undisbursed Funds   |                           |     |     |      |  |   |  |                  |   |                                 |                   |
|   | No Year                   |     | 075 | 0946 | 000                                      | 1,222,359,738.08  | 533,052,656.61   | -----            | 526,301,065.25  | -----                           | 1,229,111,329.44  |
| Environmental Health, Centers for Disease Control and Prevention, Health and Human Services Fund Resources:                                   |                           |     |     |      |  |   |  |                  |   |                                 |                   |
| Undisbursed Funds   |                           |     |     |      |  |   |  |                  |   |                                 |                   |
|   | 2023                      |     | 075 | 0947 | 000                                      | -----   | 229,740,015.00   | -----            | 92,893,285.88   | -----                           | 136,846,729.12    |
|   | 2022                      |     |     |      |  | 120,014,501.40  | -----  | -----            | 71,367,469.89   | -----                           | 48,647,031.51     |
|   | 2021                      |     |     |      |  | 46,764,410.54   | -----  | -----            | 33,445,302.79   | -----                           | 13,319,107.75     |
|   | 2020                      |     |     |      |  | 10,991,673.89   | -----  | -----            | 3,621,913.06  | -----                           | 7,369,760.83      |
|   | 2017-2020                 |     |     |      |  | 150,831.87  | -----  | -----            | -----   | -----                           | 150,831.87        |
|   | 2019                      |     |     |      |  | 4,232,590.43  | -----  | -----            | 28,000.00   | -----                           | 4,204,590.43      |
|   | 2018                      |     |     |      |  | 6,915,751.14  | -----  | -5,938,020.00    | 317,928.34  | 659,802.80                      | -----             |
|   | 2017-2018                 |     |     |      |  | 13,518.60   | -----  | -12,150.00       | -----   | 1,368.60                        | -----             |

Footnotes at End of Chapter

Appropriations, Outlays, and Balances - Continued

| Appropriation or Fund Account<br><br>Title  | Account Symbol            |     |     |             | Balances,<br>Beginning of<br>Fiscal Year | Appropriations<br>and Other<br>Obligational<br>Authority <sup>1</sup> | Transfers<br>Borrowings<br>and<br>Investment<br>(Net) <sup>2</sup> | Outlays<br>(Net) | Balances<br>Withdrawn<br>and Other<br>Transactions <sup>3</sup> | Balances, End<br>of Fiscal Year |                  |
|---|---------------------------|-----|-----|-------------|--|---|--|------------------|---|---------------------------------|------------------|
|   | Period of<br>Availability | ATA | AID | MAIN<br>SUB |  |   |  |                  |   |                                 |                  |
|   | No Year                   |     |     |             | 25,358,251.05                            | 17,109,985.00   | -----  | 15,846,752.27    | -----   | 26,621,483.78                   |                  |
|   | Subtotal                  |     | 075 | 0947        | 000                                      | 214,441,528.92  | 246,850,000.00   | -5,950,170.00    | 217,520,652.23  | 661,171.40                      | 237,159,535.29   |
| Chronic Disease Prevention and Health Promotion, Centers for Disease Control and Prevention, Health and Human Services<br>Fund Resources:                                       |                           |     |     |             |  |   |  |                  |   |                                 |                  |
| Undisbursed Funds   | 2023                      |     | 075 | 0948        | 000                                      | -----   | 1,175,464,000.00   | -----            | 226,397,469.09  | -----                           | 949,066,530.91   |
|   | 2022                      |     |     |             | 868,162,705.84                           | -----   | -----  | 608,912,189.08   | -----   | 259,250,516.76                  |                  |
|   | 2021                      |     |     |             | 310,735,263.93                           | -----   | -----  | 220,972,718.27   | -----   | 89,762,545.66                   |                  |
|   | 2020                      |     |     |             | 45,539,796.69                            | -----   | -----  | 21,806,594.89    | -----   | 23,733,201.80                   |                  |
|   | 2019                      |     |     |             | 17,797,496.31                            | -----   | -----  | 1,785,822.91     | -----   | 16,011,673.40                   |                  |
|   | 2018                      |     |     |             | 11,738,238.25                            | -----   | -10,075,950.00   | 542,673.52       | 1,119,614.73  | -----                           |                  |
|   | No Year                   |     |     |             | 371,436,136.60                           | 254,950,000.00  | -----  | 277,426,932.66   | -----   | 348,959,203.94                  |                  |
|   | Subtotal                  |     | 075 | 0948        | 000                                      | 1,625,409,637.62  | 1,430,414,000.00   | -10,075,950.00   | 1,357,844,400.42  | 1,119,614.73                    | 1,686,783,672.47 |
| Emerging and Zoonotic Infectious Diseases, Centers for Disease Control and Prevention, Health and Human Services<br>Fund Resources:   |                           |     |     |             |  |   |  |                  |   |                                 |                  |
| Undisbursed Funds   | 2023                      |     | 075 | 0949        | 000                                      | -----   | 698,632,000.00   | -----            | 340,143,385.02  | -----                           | 358,488,614.98   |
|   | 2022                      |     |     |             | 338,119,569.56                           | -----   | -----  | 175,606,895.22   | -----   | 162,512,674.34                  |                  |
|   | 2021                      |     |     |             | 143,498,490.27                           | -----   | -----  | 119,137,625.75   | -----   | 24,360,864.52                   |                  |
|   | 2020                      |     |     |             | 26,183,882.25                            | -----   | -----  | 14,101,040.32    | -----   | 12,082,841.93                   |                  |
|   | 2019                      |     |     |             | 11,327,863.87                            | -----   | -----  | 573,849.06       | -----   | 10,754,014.81                   |                  |
|   | 2018                      |     |     |             | 22,201,058.72                            | -----   | -19,818,180.00   | 180,741.99       | 2,202,136.73  | -----                           |                  |
|   | No Year                   |     |     |             | 97,601,965.14                            | 52,140,000.00   | -----  | 45,920,490.90    | -----   | 103,821,474.24                  |                  |
|   | Subtotal                  |     | 075 | 0949        | 000                                      | 638,932,829.81  | 750,772,000.00   | -19,818,180.00   | 695,664,028.26  | 2,202,136.73                    | 672,020,484.82   |
| HIV/AIDS, Viral Hepatitis, Sexually Transmitted Diseases, and Tuberculosis Prevention, Centers for Disease Control and Prevention, Health and Human Services<br>Fund Resources: |                           |     |     |             |  |   |  |                  |   |                                 |                  |
| Undisbursed Funds   | 2023                      |     | 075 | 0950        | 000                                      | -----   | 1,391,056,000.00   | -----            | 429,655,056.72  | -----                           | 961,400,943.28   |
|   | 2022                      |     |     |             | 914,042,836.32                           | -----   | -----  | 643,057,952.89   | -----   | 270,984,883.43                  |                  |
|   | 2021                      |     |     |             | 257,822,061.96                           | -----   | -----  | 188,744,197.06   | -----   | 69,077,864.90                   |                  |
|   | 2020                      |     |     |             | 65,547,352.72                            | -----   | -----  | 33,903,694.38    | -----   | 31,643,658.34                   |                  |
|   | 2019                      |     |     |             | 22,588,587.95                            | -----   | -----  | 1,117,929.10     | -----   | 21,470,658.85                   |                  |
|   | 2018                      |     |     |             | 17,428,138.48                            | -----   | -15,175,620.00   | 566,276.71       | 1,686,241.77  | -----                           |                  |
|   | Subtotal                  |     | 075 | 0950        | 000                                      | 1,277,428,977.43  | 1,391,056,000.00   | -15,175,620.00   | 1,297,045,106.86  | 1,686,241.77                    | 1,354,578,008.80 |
| Immunization and Respiratory Diseases, Centers for Disease Control and Prevention, Health and Human Services<br>Fund Resources:   |                           |     |     |             |  |   |  |                  |   |                                 |                  |
| Undisbursed Funds   | 2023                      |     | 075 | 0951        | 000                                      | -----   | 499,941,000.00   | -----            | 232,044,438.76  | -----                           | 267,896,561.24   |
|   | 2022                      |     |     |             | 235,231,590.26                           | -----   | -----  | 142,998,028.69   | -----   | 92,233,561.57                   |                  |
|   | 2021                      |     |     |             | 97,172,720.72                            | -----   | -----  | 66,817,105.17    | -----   | 30,355,615.55                   |                  |
|   | 2020                      |     |     |             | 26,018,630.84                            | -----   | -----  | 3,246,907.21     | -----   | 22,771,723.63                   |                  |

Footnotes at End of Chapter

## Appropriations, Outlays, and Balances - Continued

| Appropriation or Fund Account<br><br>Title   | Account Symbol            |     |     |             | Balances,<br>Beginning of<br>Fiscal Year | Appropriations<br>and Other<br>Obligational<br>Authority <sup>1</sup> | Transfers<br>Borrowings<br>and<br>Investment<br>(Net) <sup>2</sup> | Outlays<br>(Net) | Balances<br>Withdrawn<br>and Other<br>Transactions <sup>3</sup> | Balances, End<br>of Fiscal Year |
|--|---------------------------|-----|-----|-------------|--|---|--|------------------|---|---------------------------------|
|  | Period of<br>Availability | ATA | AID | MAIN<br>SUB |  |   |  |                  |   |                                 |
|  | 2019                      |     |     |             | 13,955,091.84                            | -----   | -----  | -232,216.11      | -----   | 14,187,307.95                   |
|  | 2018                      |     |     |             | 39,990,820.58                            | -----   | -35,514,810.00   | 529,873.45       | 3,946,137.13  | -----                           |
|  | No Year                   |     |     |             | 542,826,783.44                           | 419,350,000.00  | -----  | 409,194,315.73   | -----   | 552,982,467.71                  |
|  | Subtotal                  |     | 075 | 0951<br>000 | 955,195,637.68                           | 919,291,000.00  | -35,514,810.00   | 854,598,452.90   | 3,946,137.13  | 980,427,237.65                  |
| Injury Prevention and Control, Centers for Disease Control and Prevention, Health and Human Services<br>Fund Resources:                              |                           |     |     |             |  |   |  |                  |   |                                 |
| Undisbursed Funds  | 2023                      |     | 075 | 0952<br>000 | -----                                    | 761,379,000.00  | -----  | 141,290,998.30   | -----   | 620,088,001.70                  |
|  | 2022                      |     |     |             | 592,862,924.19                           | -----   | -----  | 331,896,144.34   | -----   | 260,966,779.85                  |
|  | 2021                      |     |     |             | 336,939,549.76                           | -----   | -----  | 296,142,407.35   | -----   | 40,797,142.41                   |
|  | 2020                      |     |     |             | 57,086,071.69                            | -----   | -----  | 41,635,554.86    | -----   | 15,450,516.83                   |
|  | 2019                      |     |     |             | 9,993,353.48                             | -----   | -----  | 3,491,515.45     | -----   | 6,501,838.03                    |
|  | 2018-2019                 |     |     |             | 33,771,313.71                            | -----   | -----  | 327,898.89       | -----   | 33,443,414.82                   |
|  | 2018                      |     |     |             | 12,425,970.33                            | -----   | -10,979,730.00   | 226,244.03       | 1,219,996.30  | -----                           |
|  | Subtotal                  |     | 075 | 0952<br>000 | 1,043,079,183.16                         | 761,379,000.00  | -10,979,730.00   | 815,010,763.22   | 1,219,996.30  | 977,247,693.64                  |
| National Institute For Occupational Safety and Health, Centers for Disease Control and Prevention, Health and Human Services<br>Fund Resources:      |                           |     |     |             |  |   |  |                  |   |                                 |
| Undisbursed Funds  | 2023                      |     | 075 | 0953<br>000 | -----                                    | 362,800,000.00  | -----  | 211,197,826.46   | -----   | 151,602,173.54                  |
|  | 2022                      |     |     |             | 150,607,375.61                           | -----   | -----  | 104,615,186.25   | -----   | 45,992,189.36                   |
|  | 2021                      |     |     |             | 42,961,870.41                            | -----   | -----  | 33,987,572.24    | -----   | 8,974,298.17                    |
|  | 2020                      |     |     |             | 10,814,403.60                            | -----   | -----  | 3,861,203.50     | -----   | 6,953,200.10                    |
|  | 2019                      |     |     |             | 4,782,596.45                             | -----   | -----  | 941,965.23       | -----   | 3,840,631.22                    |
|  | 2018                      |     |     |             | 4,715,273.28                             | -----   | -3,819,330.00  | 471,556.81       | 424,386.47  | -----                           |
|  | Subtotal                  |     | 075 | 0953<br>000 | 213,881,519.35                           | 362,800,000.00  | -3,819,330.00  | 355,075,310.49   | 424,386.47  | 217,362,492.39                  |
| Energy Employees Occupational Illness Compensation Program, Centers for Disease Control and Prevention, Health and Human Services<br>Fund Resources: |                           |     |     |             |  |   |  |                  |   |                                 |
| Undisbursed Funds  | No Year                   |     | 075 | 0954<br>000 | 23,199,482.81                            | 50,438,135.00   | -----  | 54,037,165.67    | -----   | 19,600,452.14                   |
| Global Health, Centers for Disease Control and Prevention, Health and Human Services<br>Fund Resources:  |                           |     |     |             |  |   |  |                  |   |                                 |
| Undisbursed Funds  | 2023-2025                 |     | 075 | 0955<br>000 | -----                                    | 293,200,000.00  | -----  | 149,237,459.26   | -----   | 143,962,540.74                  |
|  | 2023-2024                 |     |     |             | -----                                    | 128,921,000.00  | -----  | 95,081,765.27    | -----   | 33,839,234.73                   |
|  | 2022-2024                 |     |     |             | 131,064,493.09                           | -----   | -----  | 51,074,741.11    | -----   | 79,989,751.98                   |
|  | 2023                      |     |     |             | -----                                    | 270,722,000.00  | -----  | 109,490,143.93   | -----   | 161,231,856.07                  |
|  | 2022-2023                 |     |     |             | 53,931,883.42                            | -----   | -----  | 50,229,426.49    | -----   | 3,702,456.93                    |
|  | 2021-2023                 |     |     |             | 52,608,160.57                            | -----   | -----  | 33,276,703.49    | -----   | 19,331,457.08                   |
|  | 2022                      |     |     |             | 167,621,475.70                           | -----   | -----  | 132,591,903.37   | -----   | 35,029,572.33                   |
|  | 2021-2022                 |     |     |             | 6,710,206.91                             | -----   | -----  | 2,591,225.57     | -----   | 4,118,981.34                    |
|  | 2020-2022                 |     |     |             | 25,870,545.99                            | -----   | -----  | 14,275,553.41    | -----   | 11,594,992.58                   |
|  | 2021                      |     |     |             | 51,056,506.98                            | -----   | -----  | 45,965,492.49    | -----   | 5,091,014.49                    |

Footnotes at End of Chapter

Appropriations, Outlays, and Balances - Continued

| Appropriation or Fund Account<br><br>Title  | Account Symbol            |     |     |      | Balances,<br>Beginning of<br>Fiscal Year | Appropriations<br>and Other<br>Obligational<br>Authority <sup>1</sup> | Transfers<br>Borrowings<br>and<br>Investment<br>(Net) <sup>2</sup> | Outlays<br>(Net) | Balances<br>Withdrawn<br>and Other<br>Transactions <sup>3</sup> | Balances, End<br>of Fiscal Year |                  |
|---|---------------------------|-----|-----|------|--|---|--|------------------|---|---------------------------------|------------------|
|   | Period of<br>Availability | ATA | AID | MAIN |  |   |  |                  |   |                                 | SUB              |
|   | 2020-2021                 |     |     |      | 6,061,338.99                             | -----   | -----  | 2,882,232.71     | -----   | 3,179,106.28                    |                  |
|   | 2019-2021                 |     |     |      | 2,600,016.99                             | -----   | -----  | 829,507.54       | -----   | 1,770,509.45                    |                  |
|   | 2020                      |     |     |      | 7,470,654.70                             | -----   | -----  | 1,357,181.31     | -----   | 6,113,473.39                    |                  |
|   | 2019-2020                 |     |     |      | 1,442,829.03                             | -----   | -----  | -----            | -----   | 1,442,829.03                    |                  |
|   | 2018-2020                 |     |     |      | 5,206,039.08                             | -----   | -----  | 1,283,817.20     | -----   | 3,922,221.88                    |                  |
|   | 2019                      |     |     |      | 6,329,454.45                             | -----   | -----  | -1,971,018.18    | -----   | 8,300,472.63                    |                  |
|   | 2018-2019                 |     |     |      | 1,188,871.70                             | -----   | -----  | -1,963.58        | -----   | 1,190,835.28                    |                  |
|   | 2018                      |     |     |      | 6,321,274.64                             | -----   | -5,623,740.00  | 70,464.75        | 627,069.89  | -----                           |                  |
|   | 2017-2018                 |     |     |      | 1,738,556.40                             | -----   | -1,570,950.00  | -6,955.66        | 174,562.06  | -----                           |                  |
|   | Subtotal                  |     | 075 | 0955 | 000                                      | 527,222,308.64  | 692,843,000.00   | -7,194,690.00    | 688,257,680.48  | 801,631.95                      | 523,811,306.21   |
| Public Health Preparedness and Response, Centers for Disease Control<br>and Prevention, Health and Human Services<br>Fund Resources:                            |                           |     |     |      |  |   |  |                  |   |                                 |                  |
| Undisbursed Funds   | 2023                      |     | 075 | 0956 | 000                                      | -----   | 883,200,000.00   | -----            | 138,721,048.18  | -----                           | 744,478,951.82   |
|   | 2022                      |     |     |      | 724,311,303.51                           | -----   | -----  | 500,726,964.45   | -----   | 223,584,339.06                  |                  |
|   | 2021                      |     |     |      | 200,128,696.33                           | -----   | -----  | 173,608,723.07   | -----   | 26,519,973.26                   |                  |
|   | 2020                      |     |     |      | 10,869,759.17                            | -----   | -----  | 4,418,700.41     | -----   | 6,451,058.76                    |                  |
|   | 2019                      |     |     |      | 3,509,659.10                             | -----   | -----  | 504,581.73       | -----   | 3,005,077.37                    |                  |
|   | 2018                      |     |     |      | 44,059,869.69                            | -----   | -38,054,160.00   | 1,777,372.98     | 4,228,336.71  | -----                           |                  |
|   | No Year                   |     |     |      | 5,000,002.95                             | -----   | -----  | 597,886.33       | -----   | 4,402,116.62                    |                  |
|   | Subtotal                  |     | 075 | 0956 | 000                                      | 987,879,290.75  | 883,200,000.00   | -38,054,160.00   | 820,355,277.15  | 4,228,336.71                    | 1,008,441,516.89 |
| Birth Defects, Developmental Disabilities, Disabilities and Health,<br>Centers for Disease Control and Prevention, Health and Human Services<br>Fund Resources: |                           |     |     |      |  |   |  |                  |   |                                 |                  |
| Undisbursed Funds   | 2023                      |     | 075 | 0958 | 000                                      | -----   | 205,560,000.00   | -----            | 58,106,168.64   | -----                           | 147,453,831.36   |
|   | 2022                      |     |     |      | 123,195,317.58                           | -----   | -----  | 76,815,368.44    | -----   | 46,379,949.14                   |                  |
|   | 2021                      |     |     |      | 45,868,595.62                            | -----   | -----  | 37,686,896.82    | -----   | 8,181,698.80                    |                  |
|   | 2020                      |     |     |      | 6,110,789.21                             | -----   | -----  | 1,954,726.04     | -----   | 4,156,063.17                    |                  |
|   | 2019                      |     |     |      | 4,695,619.45                             | -----   | -----  | 7,349.43         | -----   | 4,688,270.02                    |                  |
|   | 2018                      |     |     |      | 2,181,788.21                             | -----   | -1,865,520.00  | 108,908.40       | 207,359.81  | -----                           |                  |
|   | Subtotal                  |     | 075 | 0958 | 000                                      | 182,052,110.07  | 205,560,000.00   | -1,865,520.00    | 174,679,417.77  | 207,359.81                      | 210,859,812.49   |
| Public Health Scientific Services, Centers for Disease Control and<br>Prevention, Health and Human Services<br>Fund Resources:                                  |                           |     |     |      |  |   |  |                  |   |                                 |                  |
| Undisbursed Funds   | 2023                      |     | 075 | 0959 | 000                                      | -----   | 754,497,000.00   | -----            | 391,577,461.61  | -----                           | 362,919,538.39   |
|   | 2022                      |     |     |      | 308,500,157.00                           | -----   | -----  | 195,882,453.56   | -----   | 112,617,703.44                  |                  |
|   | 2021                      |     |     |      | 92,697,297.10                            | -----   | -----  | 60,022,395.64    | -----   | 32,674,901.46                   |                  |
|   | 2020                      |     |     |      | 12,392,501.60                            | -----   | -----  | 4,189,114.79     | -----   | 8,203,386.81                    |                  |
|   | 2019                      |     |     |      | 6,225,664.30                             | -----   | -----  | 89,533.38        | -----   | 6,136,130.92                    |                  |
|   | 2018                      |     |     |      | 7,997,967.81                             | -----   | -7,151,850.00  | 51,430.41        | 794,687.40  | -----                           |                  |

Footnotes at End of Chapter



## Appropriations, Outlays, and Balances - Continued

| Appropriation or Fund Account<br><br>Title  | Account Symbol            |     |     |      | Balances,<br>Beginning of<br>Fiscal Year | Appropriations<br>and Other<br>Obligational<br>Authority <sup>1</sup> | Transfers<br>Borrowings<br>and<br>Investment<br>(Net) <sup>2</sup> | Outlays<br>(Net) | Balances<br>Withdrawn<br>and Other<br>Transactions <sup>3</sup> | Balances, End<br>of Fiscal Year |                   |
|---|---------------------------|-----|-----|------|--|---|--|------------------|---|---------------------------------|-------------------|
|   | Period of<br>Availability | ATA | AID | MAIN |  |   |  |                  |   |                                 | SUB               |
|   | Subtotal                  |     | 075 | 0959 | 000                                      | 427,813,587.81  | 754,497,000.00   | -7,151,850.00    | 651,812,389.39  | 794,687.40                      | 522,551,661.02    |
| Buildings and Facilities, Centers for Disease Control and Prevention,<br>Health and Human Services<br>Fund Resources:                             |                           |     |     |      |  |   |  |                  |   |                                 |                   |
| Undisbursed Funds   | 2023-2027                 |     | 075 | 0960 | 000                                      | -----   | 40,000,000.00  | -----            | 662,916.93  | -----                           | 39,337,083.07     |
|   | 2022-2026                 |     |     |      |  | 29,489,246.93   | -----  | -----            | 6,699,310.46  | -----                           | 22,789,936.47     |
|   | 2021-2025                 |     |     |      |  | 22,052,538.08   | -----  | -----            | 7,920,068.95  | -----                           | 14,132,469.13     |
|   | 2020-2025                 |     |     |      |  | 4,000,000.00  | -----  | -----            | 2,514,838.38  | -----                           | 1,485,161.62      |
|   | 2020-2024                 |     |     |      |  | 9,065,320.46  | -----  | -----            | 3,713,314.43  | -----                           | 5,352,006.03      |
|   | 2019-2023                 |     |     |      |  | 8,757,401.91  | -----  | -----            | 4,222,999.62  | -----                           | 4,534,402.29      |
|   | 2018-2022                 |     |     |      |  | 3,824,058.10  | -----  | -----            | 1,656,125.23  | -----                           | 2,167,932.87      |
|   | 2017-2021                 |     |     |      |  | 36,858.51   | -----  | -----            | -----   | -----                           | 36,858.51         |
|   | 2018-2020                 |     |     |      |  | 304,109.38  | -----  | -----            | 182,641.32  | -----                           | 121,468.06        |
|   | 2016-2020                 |     |     |      |  | 562,409.78  | -----  | -----            | -----   | -----                           | 562,409.78        |
|   | 2015-2019                 |     |     |      |  | 47,597.60   | -----  | -----            | -----   | -----                           | 47,597.60         |
|   | No Year                   |     |     |      |  | 338,319,431.05  | -----  | -----            | -----   | -----                           | 338,319,431.05    |
|   | Subtotal                  |     | 075 | 0960 | 000                                      | 416,458,971.80  | 40,000,000.00  | -----            | 27,572,215.32   | -----                           | 428,886,756.48    |
| World Trade Center Health Program Supplemental Fund, Centers for<br>Disease Control and Prevention, Health and Human Resources<br>Fund Resources: |                           |     |     |      |  |   |  |                  |   |                                 |                   |
| Undisbursed Funds   | 2023-2032                 |     | 075 | 0961 | 000                                      | -----   | 1,000,000,000.00   | -----            | -----   | -----                           | 1,000,000,000.00  |
| <b>Special Fund Accounts</b>  |                           |     |     |      |  |   |  |                  |   |                                 |                   |
| Cooperative Research and Development Agreements, Centers for Disease<br>Control, Health and Human Services<br>Fund Resources:                     |                           |     |     |      |  |   |  |                  |   |                                 |                   |
| Undisbursed Funds   | No Year                   |     | 075 | 5146 | 000                                      | 8,447,033.92  | 1,614,411.07   | -----            | 1,794,443.01  | -----                           | 8,267,001.98      |
| <b>Intragovernmental Funds</b>  |                           |     |     |      |  |   |  |                  |   |                                 |                   |
| CDC Working Capital Fund, Centers for Disease Control and Prevention,<br>Health and Human Services<br>Fund Resources:                             |                           |     |     |      |  |   |  |                  |   |                                 |                   |
| Undisbursed Funds   | No Year                   |     | 075 | 4553 | 000                                      | 537,954,798.86  | -----  | -----            | -13,082,779.84  | -----                           | 551,037,578.70    |
| Total, Centers for Disease Control and Prevention   |                           |     |     |      |  | 25,215,829,046.49   | 9,681,822,099.49   | -162,267,537.97  | 12,275,437,771.43   | 27,413,544.26                   | 22,432,532,292.32 |
| <b>National Institutes of Health</b>  |                           |     |     |      |  |   |  |                  |   |                                 |                   |
| <b>General Fund Accounts</b>  |                           |     |     |      |  |   |  |                  |   |                                 |                   |
| Payment to the NIH Innovation Account, CURES Act, National Institutes<br>of Health, Health and Human Services<br>Fund Resources:                  |                           |     |     |      |  |   |  |                  |   |                                 |                   |
| Undisbursed Funds   | 2023                      |     | 075 | 0147 | 000                                      | -----   | 1,085,000,000.00   | -----            | 1,085,000,000.00  | -----                           | -----             |
| National Library of Medicine, National Institutes of Health, Health   |                           |     |     |      |  |   |  |                  |   |                                 |                   |

Footnotes at End of Chapter

Appropriations, Outlays, and Balances - Continued

| Appropriation or Fund Account<br><br>Title  | Account Symbol            |     |     |      | Balances,<br>Beginning of<br>Fiscal Year | Appropriations<br>and Other<br>Obligational<br>Authority <sup>1</sup> | Transfers<br>Borrowings<br>and<br>Investment<br>(Net) <sup>2</sup> | Outlays<br>(Net) | Balances<br>Withdrawn<br>and Other<br>Transactions <sup>3</sup> | Balances, End<br>of Fiscal Year |                  |
|---|---------------------------|-----|-----|------|--|---|--|------------------|---|---------------------------------|------------------|
|   | Period of<br>Availability | ATA | AID | MAIN |  |   |  |                  |   |                                 | SUB              |
| and Human Services<br>Fund Resources:<br>Undisbursed Funds  | 2023-2024                 |     | 075 | 0807 | 000                                      | -----<br>4,000,000.00   | -----<br>-----   | -22,185.38       | -----   | 4,022,185.38                    |                  |
|   | 2020-2024                 |     |     |      |  | 1,815,650.91  | -----  | 898,277.47       | -----   | 917,373.44                      |                  |
|   | 2023                      |     |     |      |  | -----<br>491,314,000.00   | -----  | 239,844,799.22   | -----   | 251,469,200.78                  |                  |
|   | 2022-2023                 |     |     |      |  | 4,000,000.00  | -----  | 1,000,000.01     | -----   | 2,999,999.99                    |                  |
|   | 2022                      |     |     |      |  | 237,881,406.39  | -----  | 184,257,376.45   | -----   | 53,624,029.94                   |                  |
|   | 2021-2022                 |     |     |      |  | 3,451,973.56  | -----  | 2,555,898.80     | -----   | 896,074.76                      |                  |
|   | 2021                      |     |     |      |  | 49,268,791.42   | -----  | 38,673,177.99    | -----   | 10,595,613.43                   |                  |
|   | 2020-2021                 |     |     |      |  | 1,147,317.21  | -----  | 482,331.58       | -----   | 664,985.63                      |                  |
|   | 2020                      |     |     |      |  | 13,090,151.52   | -----  | 3,775,093.56     | -----   | 9,315,057.96                    |                  |
|   | 2019                      |     |     |      |  | 3,411,242.18  | -----  | -789,618.43      | -----   | 4,200,860.61                    |                  |
|   | 2018-2019                 |     |     |      |  | 28,785.38   | -----  | -----            | -----   | 28,785.38                       |                  |
|   | 2018                      |     |     |      |  | 3,484,207.66  | -----  | -2,840,000.00    | 250,276.67  | -----                           |                  |
|   | 2017-2018                 |     |     |      |  | 0.04  | -----  | 0.04             | -----   | -----                           |                  |
|   | No Year                   |     |     |      |  | 0.06  | -----  | -----            | -----   | 0.06                            |                  |
|   | Subtotal                  |     | 075 | 0807 | 000                                      | 317,579,526.33  | 495,314,000.00   | -2,840,000.00    | 471,069,082.30  | 250,276.67                      | 338,734,167.36   |
| John E. Fogarty International Center, National Institutes of Health,<br>Health and Human Services<br>Fund Resources:<br>Undisbursed Funds                           | 2023                      |     | 075 | 0819 | 000                                      | -----<br>95,130,000.00  | -----  | 16,523,624.76    | -----   | 78,606,375.24                   |                  |
|   | 2022                      |     |     |      |  | 64,569,896.43   | -----  | 36,276,352.67    | -----   | 28,293,543.76                   |                  |
|   | 2021                      |     |     |      |  | 31,499,336.55   | -----  | 24,215,466.08    | -----   | 7,283,870.47                    |                  |
|   | 2020                      |     |     |      |  | 5,757,307.55  | -----  | 3,817,627.67     | -----   | 1,939,679.88                    |                  |
|   | 2019                      |     |     |      |  | 2,072,401.56  | -----  | 702,352.48       | -----   | 1,370,049.08                    |                  |
|   | 2018                      |     |     |      |  | 1,451,813.14  | -----  | -1,160,000.00    | 251,258.83  | -----                           |                  |
|   | Subtotal                  |     | 075 | 0819 | 000                                      | 105,350,755.23  | 95,130,000.00  | -1,160,000.00    | 81,575,977.97   | 251,258.83                      | 117,493,518.43   |
| Advanced Research Projects Agency for Health-NIH, National Institutes<br>of Health, Department of Health and Human Services<br>Fund Resources:<br>Undisbursed Funds | 2023-2025                 |     | 075 | 0837 | 000                                      | -----<br>1,500,000,000.00   | -----  | 39,613,631.30    | -----   | 1,460,386,368.70                |                  |
|   | 2022-2024                 |     |     |      |  | 996,829,235.85  | -----  | 397,926,406.27   | -----   | 598,902,829.58                  |                  |
|   | Subtotal                  |     | 075 | 0837 | 000                                      | 996,829,235.85  | 1,500,000,000.00   | -----            | 437,540,037.57  | -----                           | 2,059,289,198.28 |
| Buildings and Facilities, National Institutes of Health, Health and<br>Human Services<br>Fund Resources:<br>Undisbursed Funds                                       | 2023-2027                 |     | 075 | 0838 | 000                                      | -----<br>350,000,000.00   | -----  | 63,534,076.48    | -----   | 286,465,923.52                  |                  |
|   | 2022-2026                 |     |     |      |  | 241,724,184.50  | -----  | 48,703,353.43    | -----   | 193,020,831.07                  |                  |
|   | 2021-2025                 |     |     |      |  | 122,487,723.99  | -----  | 46,919,976.40    | -----   | 75,567,747.59                   |                  |
|   | 2020-2024                 |     |     |      |  | 110,179,579.68  | -----  | 35,195,047.20    | -----   | 74,984,532.48                   |                  |
|   | 2019-2023                 |     |     |      |  | 34,938,713.86   | -----  | 25,177,003.96    | -----   | 9,761,709.90                    |                  |
|   | 2018-2022                 |     |     |      |  | 551,837.19  | -----  | -3,092,027.66    | -----   | 3,643,864.85                    |                  |

Footnotes at End of Chapter

## Appropriations, Outlays, and Balances - Continued

| Appropriation or Fund Account   | Account Symbol            |     |     |      | Balances,<br>Beginning of<br>Fiscal Year | Appropriations<br>and Other<br>Obligational<br>Authority <sup>1</sup> | Transfers<br>Borrowings<br>and<br>Investment<br>(Net) <sup>2</sup> | Outlays<br>(Net) | Balances<br>Withdrawn<br>and Other<br>Transactions <sup>3</sup> | Balances, End<br>of Fiscal Year |                  |
|---|---------------------------|-----|-----|------|--|---|--|------------------|---|---------------------------------|------------------|
| Title   | Period of<br>Availability | ATA | AID | MAIN |  |   |  |                  |   |                                 | SUB              |
|   | 2017-2021                 |     |     |      | 2,338,960.79                             | -----   | -----  | -605,440.92      | -----   | 2,944,401.71                    |                  |
|   | 2016-2020                 |     |     |      | 1,623,704.69                             | -----   | -----  | 529,587.01       | -----   | 1,094,117.68                    |                  |
|   | 2015-2019                 |     |     |      | 1,344,909.23                             | -----   | -----  | 1,182,181.58     | -----   | 162,727.65                      |                  |
|   | 2014-2018                 |     |     |      | 601,933.71                               | -----   | -500,000.00  | -1,073,438.19    | 1,175,371.90  | -----                           |                  |
|   | No Year                   |     |     |      | 1,038,456.06                             | -----   | -----  | -----            | -----   | 1,038,456.06                    |                  |
| Funds Held Outside the Treasury   |                           |     |     |      | 100,300.00                               | -----   | -----  | -----            | -----   | 100,300.00                      |                  |
|   | Subtotal                  |     | 075 | 0838 | 000                                      | 516,930,303.70  | 350,000,000.00   | -500,000.00      | 216,470,319.29  | 1,175,371.90                    | 648,784,612.51   |
| National Institute on Aging, National Institutes of Health, Health and Human Services<br>Fund Resources:                              |                           |     |     |      |  |   |  |                  |   |                                 |                  |
| Undisbursed Funds   | 2023                      |     | 075 | 0843 | 000                                      | -----   | 4,412,090,000.00   | -----            | 698,322,215.54  | -----                           | 3,713,767,784.46 |
|   | 2022                      |     |     |      |  | 3,620,633,426.13  | -----  | -----            | 1,908,518,545.01  | -----                           | 1,712,114,881.12 |
|   | 2021                      |     |     |      |  | 1,658,637,654.06  | -----  | -----            | 1,082,042,089.87  | -----                           | 576,595,564.19   |
|   | 2020                      |     |     |      |  | 550,641,858.00  | -----  | -----            | 326,150,645.93  | -----                           | 224,491,212.07   |
|   | 2019                      |     |     |      |  | 232,549,455.39  | -----  | -----            | 116,008,079.09  | -----                           | 116,541,376.30   |
|   | 2018                      |     |     |      |  | 120,832,675.93  | -----  | -28,240,000.00   | 91,041,953.41   | 1,550,722.52                    | -----            |
|   | 2017-2018                 |     |     |      |  | 480.65  | -----  | -----            | -----   | 480.65                          | -----            |
|   | No Year                   |     |     |      |  | 2,562,038.87  | -----  | -----            | -506,994.45   | -----                           | 3,069,033.32     |
|   | Subtotal                  |     | 075 | 0843 | 000                                      | 6,185,857,589.03  | 4,412,090,000.00   | -28,240,000.00   | 4,221,576,534.40  | 1,551,203.17                    | 6,346,579,851.46 |
| National Institute of Child Health and Human Development, National Institutes of Health, Health and Human Services<br>Fund Resources: |                           |     |     |      |  |   |  |                  |   |                                 |                  |
| Undisbursed Funds   | 2023                      |     | 075 | 0844 | 000                                      | -----   | 1,747,784,000.00   | -----            | 411,206,018.68  | -----                           | 1,336,577,981.32 |
|   | 2022                      |     |     |      |  | 1,295,345,683.10  | -----  | -----            | 782,952,038.96  | -----                           | 512,393,644.14   |
|   | 2021                      |     |     |      |  | 470,432,146.52  | -----  | -----            | 359,834,942.44  | -----                           | 110,597,204.08   |
|   | 2020                      |     |     |      |  | 97,639,084.03   | -----  | -----            | 58,196,522.43   | -----                           | 39,442,561.60    |
|   | 2019                      |     |     |      |  | 47,114,640.89   | -----  | -----            | 15,265,650.20   | -----                           | 31,848,990.69    |
|   | 2018                      |     |     |      |  | 26,129,095.25   | -----  | -17,070,000.00   | 6,978,142.05  | 2,080,953.20                    | -----            |
|   | No Year                   |     |     |      |  | -----   | -----  | -----            | -283,937.58   | -----                           | 283,937.58       |
|   | Subtotal                  |     | 075 | 0844 | 000                                      | 1,936,660,649.79  | 1,747,784,000.00   | -17,070,000.00   | 1,634,149,377.18  | 2,080,953.20                    | 2,031,144,319.41 |
| Office of the Director, National Institutes of Health, Health and Human Services<br>Fund Resources:                                   |                           |     |     |      |  |   |  |                  |   |                                 |                  |
| Undisbursed Funds   | 2023-2024                 |     | 075 | 0846 | 000                                      | -----   | 25,000,000.00  | -----            | -----   | -----                           | 25,000,000.00    |
|   | 2021-2024                 |     |     |      |  | 97,317,376.76   | -----  | -----            | 29,669,863.49   | -----                           | 67,647,513.27    |
|   | 2020-2024                 |     |     |      |  | 21,379,448.80   | -----  | -----            | 5,084,564.87  | -----                           | 16,294,883.93    |
|   | 2023                      |     |     |      |  | -----   | 2,647,208,000.00   | -----            | 563,954,632.09  | -----                           | 2,083,253,367.91 |
|   | 2022                      |     |     |      |  | 2,186,681,459.56  | -----  | -----            | 1,320,233,649.73  | -----                           | 866,447,809.83   |
|   | 2021                      |     |     |      |  | 864,489,531.53  | -----  | -----            | 613,132,608.00  | -----                           | 251,356,923.53   |
|   | 2020                      |     |     |      |  | 218,826,696.94  | -----  | -----            | 119,710,705.61  | -----                           | 99,115,991.33    |
|   | 2018-2020                 |     |     |      |  | 12,210,057.43   | -----  | -----            | 2,595,249.94  | -----                           | 9,614,807.49     |

Footnotes at End of Chapter

Appropriations, Outlays, and Balances - Continued

| Appropriation or Fund Account<br><br>Title  | Account Symbol            |     |     |             | Balances,<br>Beginning of<br>Fiscal Year | Appropriations<br>and Other<br>Obligational<br>Authority <sup>1</sup> | Transfers<br>Borrowings<br>and<br>Investment<br>(Net) <sup>2</sup> | Outlays<br>(Net) | Balances<br>Withdrawn<br>and Other<br>Transactions <sup>3</sup> | Balances, End<br>of Fiscal Year |                  |
|---|---------------------------|-----|-----|-------------|--|---|--|------------------|---|---------------------------------|------------------|
|   | Period of<br>Availability | ATA | AID | MAIN<br>SUB |  |   |  |                  |   |                                 |                  |
|   | 2019                      |     |     |             | 113,188,326.08                           | -----   | -----  | 50,031,207.00    | -----   | 63,157,119.08                   |                  |
|   | 2018                      |     |     |             | 64,644,986.00                            | -----   | -24,000,000.00   | 39,867,617.60    | 777,368.40  | -----                           |                  |
|   | No Year                   |     |     |             | 16,933,541.55                            | -----   | -----  | 11,306,364.97    | <sup>4</sup> 1,349,011.49                                       | 4,278,165.09                    |                  |
|   | Subtotal                  |     | 075 | 0846        | 000                                      | 3,595,671,424.65  | 2,672,208,000.00   | -24,000,000.00   | 2,755,586,463.30  | 2,126,379.89                    | 3,486,166,581.46 |
| National Cancer Institute, National Institutes of Health, Health and Human Services<br>Fund Resources:                          |                           |     |     |             |  |   |  |                  |   |                                 |                  |
| Undisbursed Funds   | 2023                      |     | 075 | 0849        | 000                                      | -----   | 7,101,241,000.00   | -----            | 2,434,688,648.71  | -----                           | 4,666,552,351.29 |
|   | 2022                      |     |     |             | 4,489,554,978.66                         | -----   | -----  | 3,416,606,418.60 | -----   | 1,072,948,560.06                |                  |
|   | 2021                      |     |     |             | 986,555,278.35                           | -----   | -----  | 770,532,539.31   | -----   | 216,022,739.04                  |                  |
|   | 2020                      |     |     |             | 272,542,445.82                           | -----   | -----  | 134,630,215.43   | -----   | 137,912,230.39                  |                  |
|   | 2019                      |     |     |             | 120,512,362.22                           | -----   | -----  | 31,992,170.58    | -----   | 88,520,191.64                   |                  |
|   | 2018                      |     |     |             | 108,728,278.69                           | -----   | -47,690,000.00   | 60,041,444.06    | 996,834.63  | -----                           |                  |
|   | No Year                   |     |     |             | 695,791,068.05                           | 216,000,000.00  | -----  | 264,436,185.72   | <sup>4</sup> 584,116.83   | 646,770,765.50                  |                  |
|   | Subtotal                  |     | 075 | 0849        | 000                                      | 6,673,684,411.79  | 7,317,241,000.00   | -47,690,000.00   | 7,112,927,622.41  | 1,580,951.46                    | 6,828,726,837.92 |
| National Institute of General Medical Sciences, National Institutes of Health, Health and Human Services<br>Fund Resources:     |                           |     |     |             |  |   |  |                  |   |                                 |                  |
| Undisbursed Funds   | 2023                      |     | 075 | 0851        | 000                                      | -----   | 1,827,197,000.00   | -----            | -499,666,973.89   | -----                           | 2,326,863,973.89 |
|   | 2022                      |     |     |             | 2,303,703,157.19                         | -----   | -----  | 1,732,575,035.28 | -----   | 571,128,121.91                  |                  |
|   | 2021                      |     |     |             | 578,406,736.38                           | -----   | -----  | 431,681,228.59   | -----   | 146,725,507.79                  |                  |
|   | 2020                      |     |     |             | 111,872,222.21                           | -----   | -----  | 69,194,039.09    | -----   | 42,678,183.12                   |                  |
|   | 2019                      |     |     |             | 37,388,577.11                            | -----   | -----  | 11,633,824.57    | -----   | 25,754,752.54                   |                  |
|   | 2018                      |     |     |             | 30,386,770.37                            | -----   | -14,540,000.00   | 11,001,931.47    | 4,844,838.90  | -----                           |                  |
|   | Subtotal                  |     | 075 | 0851        | 000                                      | 3,061,757,463.26  | 1,827,197,000.00   | -14,540,000.00   | 1,756,419,085.11  | 4,844,838.90                    | 3,113,150,539.25 |
| National Institute of Environmental Health Science, National Institutes of Health, Health and Human Services<br>Fund Resources: |                           |     |     |             |  |   |  |                  |   |                                 |                  |
| Undisbursed Funds   | 2020-2024                 |     | 075 | 0862        | 000                                      | 2,718,009.13  | -----  | -----            | 1,964,815.94  | <sup>4</sup> 441.40             | 752,751.79       |
|   | 2023                      |     |     |             | -----                                    | 996,842,000.00  | -----  | 373,498,224.67   | -----   | 623,343,775.33                  |                  |
|   | 2022                      |     |     |             | 594,395,122.42                           | -----   | -----  | 439,882,200.69   | -----   | 154,512,921.73                  |                  |
|   | 2021                      |     |     |             | 164,456,981.86                           | -----   | -----  | 120,306,174.99   | -----   | 44,150,806.87                   |                  |
|   | 2020                      |     |     |             | 33,575,572.64                            | -----   | -----  | 16,095,443.84    | -----   | 17,480,128.80                   |                  |
|   | 2019                      |     |     |             | 16,250,504.23                            | -----   | -----  | 2,364,659.60     | -----   | 13,885,844.63                   |                  |
|   | 2018                      |     |     |             | 12,751,476.81                            | -----   | -9,550,000.00  | 707,151.94       | 2,494,324.87  | -----                           |                  |
|   | No Year                   |     |     |             | 12,387,604.27                            | 2,500,000.00  | -----  | 1,170,867.11     | -----   | 13,716,737.16                   |                  |
|   | Subtotal                  |     | 075 | 0862        | 000                                      | 836,535,271.36  | 999,342,000.00   | -9,550,000.00    | 955,989,538.78  | 2,494,766.27                    | 867,842,966.31   |
| National Heart, Lung, and Blood Institute, National Institutes of Health, Health and Human Services<br>Fund Resources:          |                           |     |     |             |  |   |  |                  |   |                                 |                  |
| Undisbursed Funds   | 2020-2024                 |     | 075 | 0872        | 000                                      | 64,394,311.79   | -----  | -----            | 21,801,243.94   | -----                           | 42,593,067.85    |
|   | 2023                      |     |     |             | -----                                    | 3,985,158,000.00  | -----  | 959,412,343.05   | -----   | 3,025,745,656.95                |                  |

Footnotes at End of Chapter

## Appropriations, Outlays, and Balances - Continued

| Appropriation or Fund Account<br><br>Title   | Account Symbol            |     |     |      | Balances,<br>Beginning of<br>Fiscal Year | Appropriations<br>and Other<br>Obligational<br>Authority <sup>1</sup> | Transfers<br>Borrowings<br>and<br>Investment<br>(Net) <sup>2</sup> | Outlays<br>(Net) | Balances<br>Withdrawn<br>and Other<br>Transactions <sup>3</sup> | Balances, End<br>of Fiscal Year |                  |
|--|---------------------------|-----|-----|------|--|---|--|------------------|---|---------------------------------|------------------|
|  | Period of<br>Availability | ATA | AID | MAIN |  |   |  |                  |   |                                 | SUB              |
|  | 2022                      |     |     |      | 2,929,186,523.20                         | -----   | -----  | 1,875,614,841.66 | -----   | 1,053,571,681.54                |                  |
|  | 2021                      |     |     |      | 1,005,734,252.90                         | -----   | -----  | 718,438,418.82   | -----   | 287,295,834.08                  |                  |
|  | 2020                      |     |     |      | 264,124,090.80                           | -----   | -----  | 156,156,533.76   | -----   | 107,967,557.04                  |                  |
|  | 2019                      |     |     |      | 101,866,496.59                           | -----   | -----  | 40,222,847.28    | -----   | 61,643,649.31                   |                  |
|  | 2018                      |     |     |      | 64,020,422.97                            | -----   | -52,770,000.00   | 9,798,986.87     | 1,451,436.10  | -----                           |                  |
|  | Subtotal                  |     | 075 | 0872 | 000                                      | 4,429,326,098.25  | 3,985,158,000.00   | -52,770,000.00   | 3,781,445,215.38  | 1,451,436.10                    | 4,578,817,446.77 |
| National Institute of Dental and Craniofacial Research, National Institutes of Health, Health and Human Services Fund Resources:           |                           |     |     |      |  |   |  |                  |   |                                 |                  |
| Undisbursed Funds  | 2023                      |     | 075 | 0873 | 000                                      | -----   | 520,138,000.00   | -----            | 151,986,980.80  | -----                           | 368,151,019.20   |
|  | 2022                      |     |     |      |  | 359,308,725.59  | -----  | -----            | 231,954,568.65  | -----                           | 127,354,156.94   |
|  | 2021                      |     |     |      |  | 122,782,772.82  | -----  | -----            | 95,910,332.12   | -----                           | 26,872,440.70    |
|  | 2020                      |     |     |      |  | 27,656,494.77   | -----  | -----            | 15,721,734.20   | -----                           | 11,934,760.57    |
|  | 2019                      |     |     |      |  | 10,771,218.85   | -----  | -----            | 3,467,027.92  | -----                           | 7,304,190.93     |
|  | 2018                      |     |     |      |  | 7,070,414.86  | -----  | -6,830,000.00    | -492,027.92   | 732,442.78                      | -----            |
|  | Subtotal                  |     | 075 | 0873 | 000                                      | 527,589,626.89  | 520,138,000.00   | -6,830,000.00    | 498,548,615.77  | 732,442.78                      | 541,616,568.34   |
| National Center for Advancing Translational Sciences, National Institutes of Health, Health and Human Services Fund Resources:             |                           |     |     |      |  |   |  |                  |   |                                 |                  |
| Undisbursed Funds  | 2020-2024                 |     | 075 | 0875 | 000                                      | 5,415,660.85  | -----  | -----            | 3,277,489.03  | -----                           | 2,138,171.82     |
|  | 2023                      |     |     |      |  | -----   | 923,323,000.00   | -----            | 241,733,124.45  | -----                           | 681,589,875.55   |
|  | 2022                      |     |     |      |  | 654,966,127.47  | -----  | -----            | 503,432,742.78  | -----                           | 151,533,384.69   |
|  | 2021                      |     |     |      |  | 167,380,876.74  | -----  | -----            | 126,864,397.96  | -----                           | 40,516,478.78    |
|  | 2020                      |     |     |      |  | 30,852,705.58   | -----  | -----            | 13,316,380.26   | -----                           | 17,536,325.32    |
|  | 2019                      |     |     |      |  | 19,585,402.08   | -----  | -----            | 4,009,331.71  | -----                           | 15,576,070.37    |
|  | 2018-2019                 |     |     |      |  | 3,915,649.60  | -----  | -----            | 1,414,602.76  | -----                           | 2,501,046.84     |
|  | 2018                      |     |     |      |  | 5,321,789.05  | -----  | -4,700,000.00    | -544,984.12   | 1,166,773.17                    | -----            |
|  | Subtotal                  |     | 075 | 0875 | 000                                      | 887,438,211.37  | 923,323,000.00   | -4,700,000.00    | 893,503,084.83  | 1,166,773.17                    | 911,391,353.37   |
| National Institute of Diabetes and Digestive and Kidney Diseases, National Institutes of Health, Health and Human Services Fund Resources: |                           |     |     |      |  |   |  |                  |   |                                 |                  |
| Undisbursed Funds  | 2023                      |     | 075 | 0884 | 000                                      | -----   | 2,303,098,000.00   | -----            | 625,058,220.02  | -----                           | 1,678,039,779.98 |
|  | 2022                      |     |     |      |  | 1,617,474,301.32  | -----  | -----            | 1,144,192,611.93  | -----                           | 473,281,689.39   |
|  | 2021                      |     |     |      |  | 487,156,383.49  | -----  | -----            | 396,833,892.01  | -----                           | 90,322,491.48    |
|  | 2020                      |     |     |      |  | 122,914,844.76  | -----  | -----            | 79,652,787.15   | -----                           | 43,262,057.61    |
|  | 2019                      |     |     |      |  | 39,666,796.16   | -----  | -----            | 16,965,250.99   | -----                           | 22,701,545.17    |
|  | 2018                      |     |     |      |  | 19,629,770.37   | -----  | -15,550,000.00   | 2,503,936.66  | 1,575,833.71                    | -----            |
|  | 2017-2018                 |     |     |      |  | 74,719.79   | -----  | -----            | -----   | 74,719.79                       | -----            |
|  | No Year                   |     |     |      |  | 473,137,142.08  | 141,450,000.00   | -----            | 117,047,592.19  | -----                           | 497,539,549.89   |
|  | Subtotal                  |     | 075 | 0884 | 000                                      | 2,760,053,957.97  | 2,444,548,000.00   | -15,550,000.00   | 2,382,254,290.95  | 1,650,553.50                    | 2,805,147,113.52 |

Footnotes at End of Chapter

Appropriations, Outlays, and Balances - Continued

| Appropriation or Fund Account<br><br>Title   | Account Symbol            |     |     |      | Balances,<br>Beginning of<br>Fiscal Year | Appropriations<br>and Other<br>Obligational<br>Authority <sup>1</sup> | Transfers<br>Borrowings<br>and<br>Investment<br>(Net) <sup>2</sup> | Outlays<br>(Net) | Balances<br>Withdrawn<br>and Other<br>Transactions <sup>3</sup> | Balances, End<br>of Fiscal Year |                  |
|--|---------------------------|-----|-----|------|--|---|--|------------------|---|---------------------------------|------------------|
|  | Period of<br>Availability | ATA | AID | MAIN |  |   |  |                  |   |                                 | SUB              |
| National Institute of Allergy and Infectious Diseases, National Institutes of Health, Health and Human Services<br>Fund Resources:                 |                           |     |     |      |  |   |  |                  |   |                                 |                  |
| Undisbursed Funds  | 2020-2024                 |     | 075 | 0885 | 000                                      | 673,367,754.99  | -4,103,977.75  | -----            | 244,895,316.02  | -----                           | 424,368,461.22   |
|  | 2023                      |     |     |      |  | -----   | 6,561,652,000.00   | -----            | 2,097,177,200.10  | -----                           | 4,464,474,799.90 |
|  | 2022                      |     |     |      |  | 4,397,109,769.78  | -----  | -----            | 3,055,830,265.59  | -----                           | 1,341,279,504.19 |
|  | 2021                      |     |     |      |  | 1,278,012,208.06  | -----  | -----            | 972,535,465.93  | -----                           | 305,476,742.13   |
|  | 2020                      |     |     |      |  | 358,289,788.02  | -----  | -----            | 195,896,690.56  | -----                           | 162,393,097.46   |
|  | 2019                      |     |     |      |  | 149,589,552.48  | -----  | -----            | 41,909,861.43   | -----                           | 107,679,691.05   |
|  | 2018-2019                 |     |     |      |  | 687,152.95  | -----  | -----            | 509,790.92  | -----                           | 177,362.03       |
|  | 2018                      |     |     |      |  | 82,897,350.20   | -----  | -60,300,000.00   | 20,894,943.53   | 1,702,406.67                    | -----            |
|  | No Year                   |     |     |      |  | 32,859,076.11   | -----  | -29,144,457.63   | 2,254,677.57  | -----                           | 1,459,940.91     |
|  | Subtotal                  |     | 075 | 0885 | 000                                      | 6,972,812,652.59  | 6,557,548,022.25   | -89,444,457.63   | 6,631,904,211.65  | 1,702,406.67                    | 6,807,309,598.89 |
| National Institute of Neurological Disorders and Stroke, National Institutes of Health, Health and Human Services<br>Fund Resources:               |                           |     |     |      |  |   |  |                  |   |                                 |                  |
| Undisbursed Funds  | 2023                      |     | 075 | 0886 | 000                                      | -----   | 2,584,418,000.00   | -----            | 731,676,419.80  | -----                           | 1,852,741,580.20 |
|  | 2022                      |     |     |      |  | 1,867,007,751.84  | -----  | -----            | 1,208,267,146.33  | -----                           | 658,740,605.51   |
|  | 2021                      |     |     |      |  | 694,108,494.37  | -----  | -----            | 479,093,909.38  | -----                           | 215,014,584.99   |
|  | 2020                      |     |     |      |  | 225,149,004.75  | -----  | -----            | 132,281,926.77  | -----                           | 92,867,077.98    |
|  | 2019                      |     |     |      |  | 128,309,109.61  | -----  | -----            | 63,821,160.69   | -----                           | 64,487,948.92    |
|  | 2018-2019                 |     |     |      |  | 76,498,532.41   | -----  | -----            | 32,489,770.11   | -----                           | 44,008,762.30    |
|  | 2018                      |     |     |      |  | 23,168,107.91   | -----  | -19,320,000.00   | 2,249,658.99  | 1,598,448.92                    | -----            |
|  | No Year                   |     |     |      |  | 114,197,805.07  | 225,000,000.00   | -----            | 54,242,692.22   | -----                           | 284,955,112.85   |
|  | Subtotal                  |     | 075 | 0886 | 000                                      | 3,128,438,805.96  | 2,809,418,000.00   | -19,320,000.00   | 2,704,122,684.29  | 1,598,448.92                    | 3,212,815,672.75 |
| National Eye Institute, National Institutes of Health<br>Fund Resources:   |                           |     |     |      |  |   |  |                  |   |                                 |                  |
| Undisbursed Funds  | 2023                      |     | 075 | 0887 | 000                                      | -----   | 896,136,000.00   | -----            | 249,931,585.47  | -----                           | 646,204,414.53   |
|  | 2022                      |     |     |      |  | 625,650,735.69  | -----  | -----            | 450,524,374.14  | -----                           | 175,126,361.55   |
|  | 2021                      |     |     |      |  | 169,988,110.67  | -----  | -----            | 130,918,812.42  | -----                           | 39,069,298.25    |
|  | 2020                      |     |     |      |  | 29,235,511.12   | -----  | -----            | 19,721,132.29   | -----                           | 9,514,378.83     |
|  | 2019                      |     |     |      |  | 8,034,079.24  | -----  | -----            | 1,931,399.42  | -----                           | 6,102,679.82     |
|  | 2018                      |     |     |      |  | 10,226,067.63   | -----  | -8,450,000.00    | 967,446.17  | 808,621.46                      | -----            |
|  | Subtotal                  |     | 075 | 0887 | 000                                      | 843,134,504.35  | 896,136,000.00   | -8,450,000.00    | 853,994,749.91  | 808,621.46                      | 876,017,132.98   |
| National Institute of Arthritis and Musculoskeletal and Skin Diseases, National Institutes of Health, Health and Human Services<br>Fund Resources: |                           |     |     |      |  |   |  |                  |   |                                 |                  |
| Undisbursed Funds  | 2023                      |     | 075 | 0888 | 000                                      | -----   | 687,639,000.00   | -----            | 195,632,289.79  | -----                           | 492,006,710.21   |
|  | 2022                      |     |     |      |  | 479,225,026.69  | -----  | -----            | 351,151,254.59  | -----                           | 128,073,772.10   |
|  | 2021                      |     |     |      |  | 131,661,389.97  | -----  | -----            | 107,768,838.27  | -----                           | 23,892,551.70    |
|  | 2020                      |     |     |      |  | 21,744,273.19   | -----  | -----            | 13,976,737.14   | -----                           | 7,767,536.05     |

Footnotes at End of Chapter

## Appropriations, Outlays, and Balances - Continued

| Appropriation or Fund Account  | Account Symbol            |     |     |      | Balances,<br>Beginning of<br>Fiscal Year | Appropriations<br>and Other<br>Obligational<br>Authority <sup>1</sup> | Transfers<br>Borrowings<br>and<br>Investment<br>(Net) <sup>2</sup> | Outlays<br>(Net) | Balances<br>Withdrawn<br>and Other<br>Transactions <sup>3</sup> | Balances, End<br>of Fiscal Year |                  |
|--|---------------------------|-----|-----|------|--|---|--|------------------|---|---------------------------------|------------------|
| Title  | Period of<br>Availability | ATA | AID | MAIN |  |   |  |                  |   |                                 | SUB              |
|  | 2019                      |     |     |      | 5,640,181.97                             | -----   | -----  | 2,245,159.02     | -----   | 3,395,022.95                    |                  |
|  | 2018                      |     |     |      | 4,349,810.05                             | -----   | -3,390,000.00  | 247,980.35       | 711,829.70  | -----                           |                  |
|  | Subtotal                  |     | 075 | 0888 | 000                                      | 642,620,681.87  | 687,639,000.00   | -3,390,000.00    | 671,022,259.16  | 711,829.70                      | 655,135,593.01   |
| National Institute of Nursing Research, National Institutes of Health,<br>Health and Human Services<br>Fund Resources:                           |                           |     |     |      |  |   |  |                  |   |                                 |                  |
| Undisbursed Funds  | 2023                      |     | 075 | 0889 | 000                                      | -----   | 197,671,000.00   | -----            | 42,935,697.37   | -----                           | 154,735,302.63   |
|  | 2022                      |     |     |      |  | 137,257,247.34  | -----  | -----            | 86,036,267.29   | -----                           | 51,220,980.05    |
|  | 2021                      |     |     |      |  | 50,557,814.53   | -----  | -----            | 43,999,269.57   | -----                           | 6,558,544.96     |
|  | 2020                      |     |     |      |  | 7,792,255.35  | -----  | -----            | 4,194,693.69  | -----                           | 3,597,561.66     |
|  | 2019                      |     |     |      |  | 1,985,266.64  | -----  | -----            | 117,899.34  | -----                           | 1,867,367.30     |
|  | 2018                      |     |     |      |  | 2,595,573.64  | -----  | -1,760,000.00    | 428,832.72  | 406,740.92                      | -----            |
|  | Subtotal                  |     | 075 | 0889 | 000                                      | 200,188,157.50  | 197,671,000.00   | -1,760,000.00    | 177,712,659.98  | 406,740.92                      | 217,979,756.60   |
| National Institute on Deafness and Other Communication Disorders,<br>National Institutes of Health, Health and Human Services<br>Fund Resources: |                           |     |     |      |  |   |  |                  |   |                                 |                  |
| Undisbursed Funds  | 2023                      |     | 075 | 0890 | 000                                      | -----   | 534,330,000.00   | -----            | 144,966,068.83  | -----                           | 389,363,931.17   |
|  | 2022                      |     |     |      |  | 382,729,914.03  | -----  | -----            | 241,521,589.06  | -----                           | 141,208,324.97   |
|  | 2021                      |     |     |      |  | 138,997,569.16  | -----  | -----            | 104,132,898.31  | -----                           | 34,864,670.85    |
|  | 2020                      |     |     |      |  | 28,614,227.52   | -----  | -----            | 17,640,168.45   | -----                           | 10,974,059.07    |
|  | 2019                      |     |     |      |  | 7,647,163.12  | -----  | -----            | 2,527,611.35  | -----                           | 5,119,551.77     |
|  | 2018                      |     |     |      |  | 5,913,045.31  | -----  | -3,490,000.00    | 1,864,103.98  | 558,941.33                      | -----            |
|  | Subtotal                  |     | 075 | 0890 | 000                                      | 563,901,919.14  | 534,330,000.00   | -3,490,000.00    | 512,652,439.98  | 558,941.33                      | 581,530,537.83   |
| National Human Genome Research Institute, National Institutes of<br>Health, Health and Human Services<br>Fund Resources:                         |                           |     |     |      |  |   |  |                  |   |                                 |                  |
| Undisbursed Funds  | 2023                      |     | 075 | 0891 | 000                                      | -----   | 660,510,000.00   | -----            | 201,088,918.84  | -----                           | 459,421,081.16   |
|  | 2022                      |     |     |      |  | 452,243,510.83  | -----  | -----            | 320,924,387.03  | -----                           | 131,319,123.80   |
|  | 2021                      |     |     |      |  | 131,416,477.86  | -----  | -----            | 110,254,250.08  | -----                           | 21,162,227.78    |
|  | 2020                      |     |     |      |  | 23,517,854.49   | -----  | -----            | 16,275,046.50   | -----                           | 7,242,807.99     |
|  | 2019                      |     |     |      |  | 5,010,567.62  | -----  | -----            | 556,934.26  | -----                           | 4,453,633.36     |
|  | 2018                      |     |     |      |  | 4,563,785.92  | -----  | -3,610,000.00    | 166,708.15  | 787,077.77                      | -----            |
|  | Subtotal                  |     | 075 | 0891 | 000                                      | 616,752,196.72  | 660,510,000.00   | -3,610,000.00    | 649,266,244.86  | 787,077.77                      | 623,598,874.09   |
| National Institute of Mental Health, National Institutes of Health,<br>Health and Human Services<br>Fund Resources:                              |                           |     |     |      |  |   |  |                  |   |                                 |                  |
| Undisbursed Funds  | 2023                      |     | 075 | 0892 | 000                                      | -----   | 2,116,653,000.00   | -----            | 548,791,582.65  | -----                           | 1,567,861,417.35 |
|  | 2022                      |     |     |      |  | 1,640,636,670.03  | -----  | -----            | 1,003,402,102.55  | -----                           | 637,234,567.48   |
|  | 2021                      |     |     |      |  | 600,756,259.15  | -----  | -----            | 449,796,099.10  | -----                           | 150,960,160.05   |
|  | 2020                      |     |     |      |  | 131,762,548.50  | -----  | -----            | 89,019,281.57   | -----                           | 42,743,266.93    |
|  | 2019                      |     |     |      |  | 40,846,869.68   | -----  | -----            | 17,597,075.94   | -----                           | 23,249,793.74    |
|  | 2018                      |     |     |      |  | 23,177,105.72   | -----  | -16,810,000.00   | 4,549,861.82  | 1,817,243.90                    | -----            |

Footnotes at End of Chapter

Appropriations, Outlays, and Balances - Continued

| Appropriation or Fund Account<br><br>Title   | Account Symbol            |     |     |      | Balances,<br>Beginning of<br>Fiscal Year | Appropriations<br>and Other<br>Obligational<br>Authority <sup>1</sup> | Transfers<br>Borrowings<br>and<br>Investment<br>(Net) <sup>2</sup> | Outlays<br>(Net) | Balances<br>Withdrawn<br>and Other<br>Transactions <sup>3</sup> | Balances, End<br>of Fiscal Year |                  |
|--|---------------------------|-----|-----|------|--|---|--|------------------|---|---------------------------------|------------------|
|  | Period of<br>Availability | ATA | AID | MAIN |  |   |  |                  |   |                                 | SUB              |
|  | No Year                   |     |     |      | 143,814,867.47                           | 225,000,000.00  | -----  | 74,016,620.81    | -----   | 294,798,246.66                  |                  |
|  | Subtotal                  |     | 075 | 0892 | 000                                      | 2,580,994,320.55  | 2,341,653,000.00   | -16,810,000.00   | 2,187,172,624.44  | 1,817,243.90                    | 2,716,847,452.21 |
| National Institute on Drug Abuse, National Institutes of Health,<br>Health and Human Services<br>Fund Resources:                             |                           |     |     |      |  |   |  |                  |   |                                 |                  |
| Undisbursed Funds  | 2023                      |     | 075 | 0893 | 000                                      | -----   | 1,663,365,000.00   | -----            | 327,648,046.53  | -----                           | 1,335,716,953.47 |
|  | 2022                      |     |     |      | 1,319,171,394.77                         | -----   | -----  | 676,098,851.38   | -----   | 643,072,543.39                  |                  |
|  | 2021                      |     |     |      | 612,190,314.69                           | -----   | -----  | 428,750,664.54   | -----   | 183,439,650.15                  |                  |
|  | 2020                      |     |     |      | 161,221,046.24                           | -----   | -----  | 112,781,420.03   | -----   | 48,439,626.21                   |                  |
|  | 2019                      |     |     |      | 56,317,602.20                            | -----   | -----  | 25,183,395.44    | -----   | 31,134,206.76                   |                  |
|  | 2018-2019                 |     |     |      | 24,292,952.34                            | -----   | -----  | 14,501,189.50    | -----   | 9,791,762.84                    |                  |
|  | 2018                      |     |     |      | 17,851,103.73                            | -----   | -11,990,000.00   | 4,911,400.12     | 949,703.61  | -----                           |                  |
|  | No Year                   |     |     |      | 6,033,981.04                             | -----   | -----  | -44,494,395.95   | -----   | 50,528,376.99                   |                  |
|  | Subtotal                  |     | 075 | 0893 | 000                                      | 2,197,078,395.01  | 1,663,365,000.00   | -11,990,000.00   | 1,545,380,571.59  | 949,703.61                      | 2,302,123,119.81 |
| National Institute on Alcohol Abuse and Alcoholism, National<br>Institutes of Health, Health and Human Services<br>Fund Resources:           |                           |     |     |      |  |   |  |                  |   |                                 |                  |
| Undisbursed Funds  | 2023                      |     | 075 | 0894 | 000                                      | -----   | 596,616,000.00   | -----            | 150,358,220.88  | -----                           | 446,257,779.12   |
|  | 2022                      |     |     |      | 435,891,336.02                           | -----   | -----  | 263,005,705.71   | -----   | 172,885,630.31                  |                  |
|  | 2021                      |     |     |      | 168,302,201.40                           | -----   | -----  | 132,721,505.43   | -----   | 35,580,695.97                   |                  |
|  | 2020                      |     |     |      | 34,266,561.55                            | -----   | -----  | 20,935,433.78    | -----   | 13,331,127.77                   |                  |
|  | 2019                      |     |     |      | 9,610,374.33                             | -----   | -----  | 2,935,184.28     | -----   | 6,675,190.05                    |                  |
|  | 2018                      |     |     |      | 7,451,312.69                             | -----   | -4,230,000.00  | 2,657,006.19     | 564,306.50  | -----                           |                  |
|  | Subtotal                  |     | 075 | 0894 | 000                                      | 655,521,785.99  | 596,616,000.00   | -4,230,000.00    | 572,613,056.27  | 564,306.50                      | 674,730,423.22   |
| National Center for Complementary and Integrative Health, National<br>Institute of Health, Health and Human Services<br>Fund Resources:      |                           |     |     |      |  |   |  |                  |   |                                 |                  |
| Undisbursed Funds  | 2023                      |     | 075 | 0896 | 000                                      | -----   | 170,277,000.00   | -----            | 43,980,396.76   | -----                           | 126,296,603.24   |
|  | 2022                      |     |     |      | 117,499,121.50                           | -----   | -----  | 69,457,563.98    | -----   | 48,041,557.52                   |                  |
|  | 2021                      |     |     |      | 51,086,419.15                            | -----   | -----  | 42,894,634.94    | -----   | 8,191,784.21                    |                  |
|  | 2020                      |     |     |      | 10,457,737.31                            | -----   | -----  | 7,916,705.37     | -----   | 2,541,031.94                    |                  |
|  | 2019                      |     |     |      | 3,732,913.77                             | -----   | -----  | 1,487,304.64     | -----   | 2,245,609.13                    |                  |
|  | 2018                      |     |     |      | 2,252,222.81                             | -----   | -1,630,000.00  | 122,789.56       | 499,433.25  | -----                           |                  |
|  | Subtotal                  |     | 075 | 0896 | 000                                      | 185,028,414.54  | 170,277,000.00   | -1,630,000.00    | 165,859,395.25  | 499,433.25                      | 187,316,586.04   |
| National Institute on Minority Health and Health Disparities, National<br>Institutes of Health, Health and Human Services<br>Fund Resources: |                           |     |     |      |  |   |  |                  |   |                                 |                  |
| Undisbursed Funds  | 2023                      |     | 075 | 0897 | 000                                      | -----   | 525,138,000.00   | -----            | 72,328,648.40   | -----                           | 452,809,351.60   |
|  | 2022                      |     |     |      | 402,737,094.30                           | -----   | -----  | 188,942,580.83   | -----   | 213,794,513.47                  |                  |
|  | 2021                      |     |     |      | 178,963,874.13                           | -----   | -----  | 145,424,427.39   | -----   | 33,539,446.74                   |                  |
|  | 2020                      |     |     |      | 29,564,755.53                            | -----   | -----  | 19,022,232.00    | -----   | 10,542,523.53                   |                  |
|  | 2019                      |     |     |      | 4,867,520.51                             | -----   | -----  | 2,627,759.07     | -----   | 2,239,761.44                    |                  |

Footnotes at End of Chapter



## Appropriations, Outlays, and Balances - Continued

| Appropriation or Fund Account<br><br>Title   | Account Symbol            |     |     |      | Balances,<br>Beginning of<br>Fiscal Year | Appropriations<br>and Other<br>Obligational<br>Authority <sup>1</sup> | Transfers<br>Borrowings<br>and<br>Investment<br>(Net) <sup>2</sup> | Outlays<br>(Net) | Balances<br>Withdrawn<br>and Other<br>Transactions <sup>3</sup> | Balances, End<br>of Fiscal Year |                |
|--|---------------------------|-----|-----|------|--|---|--|------------------|---|---------------------------------|----------------|
|  | Period of<br>Availability | ATA | AID | MAIN |  |   |  |                  |   |                                 | SUB            |
|  | 2018                      |     |     |      | 3,641,584.27                             | -----   | -3,260,000.00  | 116,859.05       | 264,725.22  | -----                           |                |
|  | Subtotal                  |     | 075 | 0897 | 000                                      | 619,774,828.74  | 525,138,000.00   | -3,260,000.00    | 428,462,506.74  | 264,725.22                      | 712,925,596.78 |
| National Institute of Biomedical Imaging and Bioengineering, National Institutes of Health, Health and Human Services<br>Fund Resources: |                           |     |     |      |  |   |  |                  |   |                                 |                |
| Undisbursed Funds  | 2020-2024                 |     | 075 | 0898 | 000                                      | 32,526,710.42   | -----  | -----            | 13,733,925.62   | -----                           | 18,792,784.80  |
|  | 2023                      |     |     |      |  | -----   | 440,625,000.00   | -----            | 95,560,555.95   | -----                           | 345,064,444.05 |
|  | 2022                      |     |     |      |  | 339,765,348.32  | -----  | -----            | 237,838,620.93  | -----                           | 101,926,727.39 |
|  | 2021                      |     |     |      |  | 114,862,223.13  | -----  | -----            | 81,734,630.10   | -----                           | 33,127,593.03  |
|  | 2020                      |     |     |      |  | 34,128,530.87   | -----  | -----            | 22,913,467.63   | -----                           | 11,215,063.24  |
|  | 2019                      |     |     |      |  | 7,634,341.90  | -----  | -----            | 3,288,786.11  | -----                           | 4,345,555.79   |
|  | 2018                      |     |     |      |  | 3,197,350.62  | -----  | -2,180,000.00    | 478,709.61  | 538,641.01                      | -----          |
|  | No Year                   |     |     |      |  | 32,688,591.91   | -----  | -----            | 17,669,099.38   | <sup>4</sup> 1,719,708.17       | 13,299,784.36  |
|  | Subtotal                  |     | 075 | 0898 | 000                                      | 564,803,097.17  | 440,625,000.00   | -2,180,000.00    | 473,217,795.33  | 2,258,349.18                    | 527,771,952.66 |
| <b>Special Fund Accounts</b>   |                           |     |     |      |  |   |  |                  |   |                                 |                |
| Cooperative Research and Development Agreements, National Institutes of Health, Health and Human Services<br>Fund Resources:             |                           |     |     |      |  |   |  |                  |   |                                 |                |
| Undisbursed Funds  | No Year                   |     | 075 | 5145 | 000                                      | 165,221,323.02  | 56,849,466.44  | -----            | 43,864,429.62   | -----                           | 178,206,359.84 |
| NIH Innovation, CURES Act, National Institutes of Health, Health and Human Services<br>Fund Resources:                                   |                           |     |     |      |  |   |  |                  |   |                                 |                |
| Undisbursed Funds  | No Year                   |     | 075 | 5628 | 000                                      | 267,685,061.14  | 419,000,000.00   | -----            | 211,342,898.29  | -----                           | 475,342,162.85 |
| <b>Management Funds</b>  |                           |     |     |      |  |   |  |                  |   |                                 |                |
| Management Fund, National Institutes of Health, Health and Human Services<br>Fund Resources:   |                           |     |     |      |  |   |  |                  |   |                                 |                |
| Undisbursed Funds  | 2023-2025                 |     | 075 | 3966 | 000                                      | -----   | -----  | -----            | -295,614,693.92   | -----                           | 295,614,693.92 |
|  | 2023-2024                 |     |     |      |  | -----   | -----  | -----            | -221,828,441.54   | -----                           | 221,828,441.54 |
|  | 2022-2024                 |     |     |      |  | 605,571,472.91  | -----  | -----            | 250,635,037.91  | -----                           | 354,936,435.00 |
|  | 2022-2023                 |     |     |      |  | 229,765,243.66  | -----  | -----            | 209,996,945.86  | -----                           | 19,768,297.80  |
|  | 2021-2023                 |     |     |      |  | 105,170,247.11  | -----  | -----            | 43,188,071.89   | -----                           | 61,982,175.22  |
|  | 2021-2022                 |     |     |      |  | 31,499,334.03   | -----  | -----            | 18,111,776.14   | -----                           | 13,387,557.89  |
|  | 2020-2022                 |     |     |      |  | 16,919,792.74   | -----  | -----            | 8,762,501.10  | -----                           | 8,157,291.64   |
|  | 2020-2021                 |     |     |      |  | 12,414,320.95   | -----  | -----            | 1,765,823.09  | -----                           | 10,648,497.86  |
|  | 2019-2021                 |     |     |      |  | 10,359,391.23   | -----  | -----            | 1,833,939.27  | -----                           | 8,525,451.96   |
|  | 2019-2020                 |     |     |      |  | 5,509,426.86  | -----  | -----            | -4,225,538.78   | -----                           | 9,734,965.64   |
|  | 2018-2020                 |     |     |      |  | 8,543,918.03  | -----  | -----            | 95,945.84   | -----                           | 8,447,972.19   |
|  | 2018-2019                 |     |     |      |  | 14,430,045.52   | -----  | -----            | 4,113,636.30  | -----                           | 10,316,409.22  |
|  | 2017-2019                 |     |     |      |  | 36,736,715.40   | -----  | -----            | 9,532,689.26  | -----                           | 27,204,026.14  |
|  | 2017-2018                 |     |     |      |  | 7,029,462.04  | -----  | -----            | -544,020.83   | 7,573,482.87                    | -----          |

Footnotes at End of Chapter

Appropriations, Outlays, and Balances - Continued

| Appropriation or Fund Account<br><br>Title  | Account Symbol            |     |     |      | Balances,<br>Beginning of<br>Fiscal Year | Appropriations<br>and Other<br>Obligational<br>Authority <sup>1</sup> | Transfers<br>Borrowings<br>and<br>Investment<br>(Net) <sup>2</sup> | Outlays<br>(Net)  | Balances<br>Withdrawn<br>and Other<br>Transactions <sup>3</sup> | Balances, End<br>of Fiscal Year |
|---|---------------------------|-----|-----|------|--|---|--|-------------------|---|---------------------------------|
|   | Period of<br>Availability | ATA | AID | MAIN |  |   |  |                   |   |                                 |
|   | 2016-2018                 |     |     |      | 14,305,410.71                            | -----   | -----  | 13,104,438.91     | 1,200,971.80  | -----                           |
|   | No Year                   |     |     |      | 946,308.03                               | -----   | -----  | 105,704.97        | -----   | 840,603.06                      |
|   | Subtotal                  |     | 075 | 3966 | 000                                      | -----   | -----  | 39,033,815.47     | 8,774,454.67  | 1,051,392,819.08                |
| <b>Intragovernmental Funds</b>  |                           |     |     |      |  |   |  |                   |   |                                 |
| Service and Supply Fund, National Institutes of Health, Health and Human Services   |                           |     |     |      |  |   |  |                   |   |                                 |
| Fund Resources:   |                           |     |     |      |  |   |  |                   |   |                                 |
| Undisbursed Funds   |                           |     |     |      |  |   |  |                   |   |                                 |
|   | No Year                   |     | 075 | 4554 | 000                                      | -----   | -----  | 354,046,865.25    | -----   | 1,882,445,056.75                |
| Total, National Institutes of Health  |                           |     |     |      | 56,370,913,680.98                        | 48,931,248,488.69   | -395,004,457.63  | 46,505,724,453.32 | 43,059,488.94   | 58,358,373,769.78               |
| <b>Substance Abuse and Mental Health Services Administration</b>  |                           |     |     |      |  |   |  |                   |   |                                 |
| <b>General Fund Accounts</b>  |                           |     |     |      |  |   |  |                   |   |                                 |
| Health Surveillance and Program Support, Substance Abuse and Mental Health Services Administration, Health and Human Services |                           |     |     |      |  |   |  |                   |   |                                 |
| Fund Resources:   |                           |     |     |      |  |   |  |                   |   |                                 |
| Undisbursed Funds   |                           |     |     |      |  |   |  |                   |   |                                 |
|   | 2023-2024                 |     | 075 | 1362 | 000                                      | -----   | 22,000,000.00  | -----             | -----   | 22,000,000.00                   |
|   | 2023                      |     |     |      |  | -----   | 464,432,000.00   | -----             | -----   | 367,926,955.88                  |
|   | 2022-2023                 |     |     |      |  | 311,511,421.94  | -----  | 59,110,775.42     | -----   | 252,400,646.52                  |
|   | 2022                      |     |     |      |  | 185,469,468.52  | -----  | 114,834,326.24    | -----   | 70,635,142.28                   |
|   | 2021                      |     |     |      |  | 2,841,253,564.46  | -----  | 1,533,572,396.06  | -----   | 1,307,681,168.40                |
|   | 2020-2021                 |     |     |      |  | 77,567,769.20   | -----  | 29,191,691.11     | -----   | 48,376,078.09                   |
|   | 2020                      |     |     |      |  | -876,472.29   | -----  | 1,011,480.54      | -----   | <sup>a</sup> -1,887,952.83      |
|   | 2019-2020                 |     |     |      |  | 23,819,396.02   | -----  | 5,592,195.29      | -----   | 18,227,200.73                   |
|   | 2018-2020                 |     |     |      |  | 8,715,359.16  | -----  | -----             | -----   | 8,715,359.16                    |
|   | 2019                      |     |     |      |  | 3,440,760.56  | -----  | 122,317.04        | -----   | 3,318,443.52                    |
|   | 2018                      |     |     |      |  | 8,972,793.64  | -----  | -8,939,152.46     | 33,641.18   | -----                           |
|   | No Year                   |     |     |      |  | 64,387,486.53   | -----  | 6,942,409.51      | -----   | 57,445,077.02                   |
|   | Subtotal                  |     | 075 | 1362 | 000                                      | 3,524,261,547.74  | 486,432,000.00   | -8,939,152.46     | 1,846,916,276.51  | 2,154,838,118.77                |
| Mental Health, Substance Abuse and Mental Health Services Administration, Health and Human Services                           |                           |     |     |      |  |   |  |                   |   |                                 |
| Fund Resources:   |                           |     |     |      |  |   |  |                   |   |                                 |
| Undisbursed Funds   |                           |     |     |      |  |   |  |                   |   |                                 |
|   | 2023-2025                 |     | 075 | 1363 | 000                                      | -----   | 385,000,000.00   | -----             | 9,046,778.83  | 375,953,221.17                  |
|   | 2022-2024                 |     |     |      |  | 306,492,521.86  | -----  | 176,911,860.95    | -----   | 129,580,660.91                  |
|   | 2023                      |     |     |      |  | -----   | 2,370,507,000.00   | -----             | 343,673,745.26  | 2,026,833,254.74                |
|   | 2021-2023                 |     |     |      |  | 73,654,112.53   | -----  | 44,508,065.02     | -----   | 29,146,047.51                   |
|   | 2022                      |     |     |      |  | 1,378,589,462.67  | -----  | 826,352,107.94    | -----   | 552,237,354.73                  |
|   | 2020-2022                 |     |     |      |  | 8,122,206.63  | -----  | 1,294,991.89      | -----   | 6,827,214.74                    |
|   | 2021                      |     |     |      |  | 497,964,591.60  | -----  | 372,313,699.36    | -----   | 125,650,892.24                  |
|   | 2019-2021                 |     |     |      |  | 18,777,999.39   | -----  | 7,875,673.83      | -----   | 10,902,325.56                   |
|   | 2020                      |     |     |      |  | 129,832,758.13  | -----  | 46,455,896.06     | -----   | 83,376,862.07                   |
|   | 2018-2020                 |     |     |      |  | 1,689,738.73  | -----  | -----             | -----   | 1,689,738.73                    |

Footnotes at End of Chapter

## Appropriations, Outlays, and Balances - Continued

| Appropriation or Fund Account<br><br>Title  | Account Symbol            |     |     |      | Balances,<br>Beginning of<br>Fiscal Year | Appropriations<br>and Other<br>Obligational<br>Authority <sup>1</sup> | Transfers<br>Borrowings<br>and<br>Investment<br>(Net) <sup>2</sup> | Outlays<br>(Net) | Balances<br>Withdrawn<br>and Other<br>Transactions <sup>3</sup> | Balances, End<br>of Fiscal Year |                          |
|---|---------------------------|-----|-----|------|--|---|--|------------------|---|---------------------------------|--------------------------|
|   | Period of<br>Availability | ATA | AID | MAIN |  |   |  |                  |   |                                 | SUB                      |
|   | 2019                      |     |     |      | 68,377,264.81                            | -----   | -----  | 3,009,482.70     | -----   | 65,367,782.11                   |                          |
|   | 2018                      |     |     |      | 88,412,689.79                            | -----   | -86,900,105.14   | 1,508,877.71     | 3,706.94  | -----                           |                          |
|   | No Year                   |     |     |      | 1,905,532,867.71                         | 12,000,000.00   | -----  | 401,855,502.86   | -----   | 1,515,677,364.85                |                          |
|   | Subtotal                  |     | 075 | 1363 | 000                                      | 4,477,446,213.85  | 2,767,507,000.00   | -86,900,105.14   | 2,234,806,682.41  | 3,706.94                        | 4,923,242,719.36         |
| Substance Abuse Treatment, Substance Abuse and Mental Health Administration, Health and Human Services Fund Resources:  |                           |     |     |      |  |   |  |                  |   |                                 |                          |
| Undisbursed Funds   |                           |     |     |      |  |   |  |                  |   |                                 |                          |
|   | 2023                      |     | 075 | 1364 | 000                                      | -----   | 4,076,098,000.00   | -----            | 520,379,124.52  | -----                           | 3,555,718,875.48         |
|   | 2022                      |     |     |      |  | 3,265,066,705.31  | -----  | -----            | 2,192,027,527.48  | -----                           | 1,073,039,177.83         |
|   | 2021                      |     |     |      |  | 1,325,047,984.09  | -----  | -----            | 975,430,897.73  | -----                           | 349,617,086.36           |
|   | 2020                      |     |     |      |  | 153,017,927.99  | -----  | -----            | 48,475,432.53   | -----                           | 104,542,495.46           |
|   | 2019                      |     |     |      |  | 298,650,951.09  | -----  | -----            | 7,808,328.53  | -----                           | 290,842,622.56           |
|   | 2018                      |     |     |      |  | 58,309,310.34   | -----  | -53,262,468.00   | 2,141,661.10  | 2,905,181.24                    | -----                    |
|   | No Year                   |     |     |      |  | 1,501,921,292.38  | -----  | -----            | 226,316,396.28  | -----                           | 1,275,604,896.10         |
|   | Subtotal                  |     | 075 | 1364 | 000                                      | 6,602,014,171.20  | 4,076,098,000.00   | -53,262,468.00   | 3,972,579,368.17  | 2,905,181.24                    | 6,649,365,153.79         |
| Substance Abuse Prevention, Substance Abuse and Mental Health Administration, Health and Human Services Fund Resources: |                           |     |     |      |  |   |  |                  |   |                                 |                          |
| Undisbursed Funds   |                           |     |     |      |  |   |  |                  |   |                                 |                          |
|   | 2023                      |     | 075 | 1365 | 000                                      | -----   | 236,879,000.00   | -----            | 9,086,098.16  | -----                           | 227,792,901.84           |
|   | 2022                      |     |     |      |  | 211,870,111.42  | -----  | -----            | 107,960,814.42  | -----                           | 103,909,297.00           |
|   | 2021                      |     |     |      |  | 103,822,217.67  | -----  | -----            | 74,328,252.20   | -----                           | 29,493,965.47            |
|   | 2020                      |     |     |      |  | 32,836,837.58   | -----  | -----            | 11,878,859.28   | -----                           | 20,957,978.30            |
|   | 2019                      |     |     |      |  | 24,420,211.41   | -----  | -----            | 1,280,013.16  | -----                           | 23,140,198.25            |
|   | 2018                      |     |     |      |  | 28,178,538.57   | -----  | -24,582,945.68   | 1,666,207.24  | 1,929,385.65                    | -----                    |
|   | Subtotal                  |     | 075 | 1365 | 000                                      | 401,127,916.65  | 236,879,000.00   | -24,582,945.68   | 206,200,244.46  | 1,929,385.65                    | 405,294,340.86           |
| Total, Substance Abuse and Mental Health Services Administration  |                           |     |     |      | 15,004,849,849.44                        | 7,566,916,000.00  | -173,684,671.28  | 8,260,502,571.55 | 4,838,273.83  | 14,132,740,332.78               |                          |
| <b>Agency for Healthcare Research and Quality</b>   |                           |     |     |      |  |   |  |                  |   |                                 |                          |
| <b>General Fund Accounts</b>  |                           |     |     |      |  |   |  |                  |   |                                 |                          |
| Healthcare Research and Quality, Agency for Healthcare Research and Quality, Health and Human Services Fund Resources:  |                           |     |     |      |  |   |  |                  |   |                                 |                          |
| Undisbursed Funds   |                           |     |     |      |  |   |  |                  |   |                                 |                          |
|   | 2023                      |     | 075 | 1700 | 000                                      | -----   | 373,500,000.00   | -----            | 140,266,384.63  | -----                           | 233,233,615.37           |
|   | 2022-2023                 |     |     |      |  | -----   | -----  | -----            | 215,100.00  | -----                           | <sup>6</sup> -215,100.00 |
|   | 2022                      |     |     |      |  | 210,802,101.38  | -----  | -----            | 145,462,635.50  | -----                           | 65,339,465.88            |
|   | 2021                      |     |     |      |  | 67,554,965.12   | -----  | -----            | 47,172,254.80   | -----                           | 20,382,710.32            |
|   | 2020-2021                 |     |     |      |  | -647,767.00   | -----  | -----            | -358,000.00   | -----                           | <sup>6</sup> -289,767.00 |
|   | 2020                      |     |     |      |  | 20,213,003.40   | -----  | -----            | 9,990,106.74  | -----                           | 10,222,896.66            |
|   | 2019-2020                 |     |     |      |  | -76,248.00  | -----  | -----            | -76,248.00  | -----                           | -----                    |
|   | 2019                      |     |     |      |  | 13,117,274.96   | -----  | -----            | 1,854,025.89  | -----                           | 11,263,249.07            |
|   | 2018-2019                 |     |     |      |  | -0.24   | -----  | -----            | -----   | -----                           | <sup>6</sup> -0.24       |

Footnotes at End of Chapter

Appropriations, Outlays, and Balances - Continued

| Appropriation or Fund Account<br><br>Title   | Account Symbol            |     |     |             | Balances,<br>Beginning of<br>Fiscal Year | Appropriations<br>and Other<br>Obligational<br>Authority <sup>1</sup> | Transfers<br>Borrowings<br>and<br>Investment<br>(Net) <sup>2</sup> | Outlays<br>(Net) | Balances<br>Withdrawn<br>and Other<br>Transactions <sup>3</sup> | Balances, End<br>of Fiscal Year |                |
|--|---------------------------|-----|-----|-------------|--|---|--|------------------|---|---------------------------------|----------------|
|  | Period of<br>Availability | ATA | AID | MAIN<br>SUB |  |   |  |                  |   |                                 |                |
|  | 2018                      |     |     |             | 10,110,284.13                            | -----   | -8,430,117.18  | 1,595,014.25     | 85,152.70   | -----                           |                |
|  | 2017-2018                 |     |     |             | 911.20                                   | -----   | -----  | 911.20           | -----   | -----                           |                |
|  | No Year                   |     |     |             | 23,461,742.63                            | -----   | -----  | 1,785,353.66     | -----   | 21,676,388.97                   |                |
|  | Subtotal                  |     | 075 | 1700        | 000                                      | 344,536,267.58  | 373,500,000.00   | -8,430,117.18    | 347,907,538.67  | 85,152.70                       | 361,613,459.03 |
| Total, Agency for Healthcare Research and Quality  |                           |     |     |             |  | 344,536,267.58  | 373,500,000.00   | -8,430,117.18    | 347,907,538.67  | 85,152.70                       | 361,613,459.03 |
| <b>Centers for Medicare and Medicaid Services</b>  |                           |     |     |             |  |   |  |                  |   |                                 |                |
| <b>General Fund Accounts</b>   |                           |     |     |             |  |   |  |                  |   |                                 |                |
| Health Insurance Consumer Information, Office of the Secretary, Health and Human Services  |                           |     |     |             |  |   |  |                  |   |                                 |                |
| Fund Resources:  |                           |     |     |             |  |   |  |                  |   |                                 |                |
| Transfer To:   |                           |     |     |             |  |   |  |                  |   |                                 |                |
| Centers for Medicare and Medicaid Services, Health and Human Services  | No Year                   | 075 | 075 | 0111        | 005                                      | 1,967,957.21  | -----  | -----            | -----   | 1,967,957.21                    |                |
| Rate Review Grants, Office of the Secretary, Health and Human Services   |                           |     |     |             |  |   |  |                  |   |                                 |                |
| Fund Resources:  |                           |     |     |             |  |   |  |                  |   |                                 |                |
| Transfer To:   |                           |     |     |             |  |   |  |                  |   |                                 |                |
| Centers for Medicare and Medicaid Services, Health and Human Services  | No Year                   | 075 | 075 | 0112        | 005                                      | 29,574,532.93   | -----  | -----            | 5,975,015.34  | 23,599,517.59                   |                |
| Pre-Existing Condition Insurance Plan Program, Office of the Secretary, Health and Human Services                                      |                           |     |     |             |  |   |  |                  |   |                                 |                |
| Fund Resources:  |                           |     |     |             |  |   |  |                  |   |                                 |                |
| Transfer To:   |                           |     |     |             |  |   |  |                  |   |                                 |                |
| Centers for Medicare and Medicaid Services, Health and Human Services  | No Year                   | 075 | 075 | 0113        | 005                                      | 95,554,644.88   | -----  | -----            | 69,829,095.47   | 25,725,549.41                   |                |
| Early Retiree Reinsurance Program, Office of the Secretary, Health and Human Services  |                           |     |     |             |  |   |  |                  |   |                                 |                |
| Fund Resources:  |                           |     |     |             |  |   |  |                  |   |                                 |                |
| Transfer To:   |                           |     |     |             |  |   |  |                  |   |                                 |                |
| Centers for Medicare and Medicaid Services, Health and Human Services  | No Year                   | 075 | 075 | 0114        | 005                                      | 36,569,580.18   | -----  | -----            | -----   | 36,569,580.18                   |                |
| Affordable Insurance Exchange Grants, Centers for Medicare and Medicaid Services, Health and Human Services                            |                           |     |     |             |  |   |  |                  |   |                                 |                |
| Fund Resources:  |                           |     |     |             |  |   |  |                  |   |                                 |                |
| Undisbursed Funds  | 2021-2022                 |     | 075 | 0115        | 000                                      | 5,776,303.60  | -----  | -----            | 3,893,691.90  | 1,882,611.70                    |                |
| Consumer Operated and Oriented Plan Program Account, Centers for Medicare and Medicaid Services, Health and Human Services             |                           |     |     |             |  |   |  |                  |   |                                 |                |
| Fund Resources:  |                           |     |     |             |  |   |  |                  |   |                                 |                |
| Undisbursed Funds  | No Year                   |     | 075 | 0118        | 000                                      | 618,935.49  | 8,779,889.99   | -----            | 8,877,417.12  | 521,408.36                      |                |
| Medicare Health Information Technology Incentive Payments - Recovery Act, Centers for Medicare and Medicaid Services, Health and Human |                           |     |     |             |  |   |  |                  |   |                                 |                |

Footnotes at End of Chapter

## Appropriations, Outlays, and Balances - Continued

| Appropriation or Fund Account<br><br>Title   | Account Symbol            |     |     |      | Balances,<br>Beginning of<br>Fiscal Year | Appropriations<br>and Other<br>Obligational<br>Authority <sup>1</sup> | Transfers<br>Borrowings<br>and<br>Investment<br>(Net) <sup>2</sup> | Outlays<br>(Net) | Balances<br>Withdrawn<br>and Other<br>Transactions <sup>3</sup> | Balances, End<br>of Fiscal Year |                  |
|--|---------------------------|-----|-----|------|--|---|--|------------------|---|---------------------------------|------------------|
|  | Period of<br>Availability | ATA | AID | MAIN |  |   |  |                  |   |                                 | SUB              |
| Services<br>Fund Resources:<br>Undisbursed Funds   | No Year                   |     | 075 | 0508 | 000                                      | 23,804,608.67   | -----  | -----            | 13,587,313.53   | -----                           | 10,217,295.14    |
| Patient Protection and Affordable Care - Program Management, Centers<br>for Medicare and Medicaid, Health and Human Services<br>Fund Resources:<br>Undisbursed Funds | No Year                   |     | 075 | 0509 | 000                                      | 103,101,657.29  | -----  | -----            | 16,987,029.30   | -----                           | 86,114,627.99    |
| Program Management - Recovery Act, Centers for Medicare and Medicaid<br>Services, Health and Human Services<br>Fund Resources:<br>Undisbursed Funds                  | No Year                   |     | 075 | 0510 | 000                                      | 71,978,234.79   | -----  | -----            | 6,175,493.76  | -----                           | 65,802,741.03    |
| Program Management, Centers for Medicare and Medicaid Services, Health<br>and Human Services<br>Fund Resources:<br>Undisbursed Funds                                 | 2023-2024                 |     | 075 | 0511 | 000                                      | -----   | -----  | -----            | -10,372,336.39  | -----                           | 10,372,336.39    |
|  | 2023                      |     |     |      |  | -----   | 2,829,000.00   | -----            | 7 -150,707,047.68   | -----                           | 153,536,047.68   |
|  | 2022-2023                 |     |     |      |  | 13,882,519.94   | -----  | -----            | -18,521,024.35  | -----                           | 32,403,544.29    |
|  | 2020-2023                 |     |     |      |  | 72,474,385.99   | -10,947,046.85   | -----            | 21,666,824.08   | -----                           | 39,860,515.06    |
|  | 2022                      |     |     |      |  | 5,330,231.54  | -----  | -----            | 8 -93,987,430.65  | -----                           | 99,317,662.19    |
|  | 2021-2022                 |     |     |      |  | 22,744,152.60   | -----  | -----            | 1,851,498.31  | -----                           | 20,892,654.29    |
|  | 2019-2022                 |     |     |      |  | 903,122.51  | -----  | -----            | -4,696,955.07   | -----                           | 5,600,077.58     |
|  | 2018-2022                 |     |     |      |  | 1,202,931.86  | -----  | -----            | -49,776.01  | -----                           | 1,252,707.87     |
|  | 2017-2022                 |     |     |      |  | 22,023,307.86   | -----  | -----            | 2,269,297.35  | -----                           | 19,754,010.51    |
|  | 2016-2022                 |     |     |      |  | 1,368,450.42  | -----  | -----            | -46,788.53  | -----                           | 1,415,238.95     |
|  | 2015-2022                 |     |     |      |  | 29,557.12   | -----  | -----            | -----   | -----                           | 29,557.12        |
|  | 2021                      |     |     |      |  | 44,819,248.59   | -----  | -----            | -14,314,024.47  | -----                           | 59,133,273.06    |
|  | 2016-2021                 |     |     |      |  | 34,980,970.90   | -----  | -----            | 45,272.32   | -----                           | 34,935,698.58    |
|  | 2020                      |     |     |      |  | 17,869,320.68   | -----  | -----            | 678,720.75  | -----                           | 17,190,599.93    |
|  | 2015-2020                 |     |     |      |  | 34,412,170.73   | -----  | -----            | -339,327.97   | -----                           | 34,751,498.70    |
|  | 2019                      |     |     |      |  | 12,474,912.44   | -----  | -----            | -67,337.80  | -----                           | 12,542,250.24    |
|  | 2017-2019                 |     |     |      |  | 474,911.81  | -----  | -----            | -----   | -----                           | 474,911.81       |
|  | 2014-2019                 |     |     |      |  | 17,210,270.00   | -----  | -----            | -124,795.08   | -----                           | 17,335,065.08    |
|  | 2018                      |     |     |      |  | 3,502,006.39  | -----  | -----            | 3,502,006.39  | -----                           | -----            |
|  | 2017-2018                 |     |     |      |  | 1,000,000.02  | -----  | -----            | 1,000,000.02  | -----                           | -----            |
|  | 2016-2018                 |     |     |      |  | 2,714,648.41  | -----  | -----            | 2,714,648.41  | -----                           | -----            |
|  | 2015-2018                 |     |     |      |  | 1,500,000.07  | -----  | -----            | 1,500,000.07  | -----                           | -----            |
|  | 2013-2018                 |     |     |      |  | 8,451,722.90  | -----  | -----            | 8,451,722.90  | -----                           | -----            |
|  | No Year                   |     |     |      |  | 8,043,520,158.87  | 121,000,000.00   | -----            | -80,338,777.89  | -----                           | 8,244,858,936.76 |
|  | Subtotal                  |     | 075 | 0511 | 000                                      | 8,362,889,001.65  | 112,881,953.15   | -----            | -329,885,631.29   | -----                           | 8,805,656,586.09 |

Footnotes at End of Chapter

Appropriations, Outlays, and Balances - Continued

| Appropriation or Fund Account<br><br>Title   | Account Symbol            |     |     |      | Balances,<br>Beginning of<br>Fiscal Year | Appropriations<br>and Other<br>Obligational<br>Authority <sup>1</sup> | Transfers<br>Borrowings<br>and<br>Investment<br>(Net) <sup>2</sup> | Outlays<br>(Net) | Balances<br>Withdrawn<br>and Other<br>Transactions <sup>3</sup> | Balances, End<br>of Fiscal Year |                    |
|--|---------------------------|-----|-----|------|--|---|--|------------------|---|---------------------------------|--------------------|
|  | Period of<br>Availability | ATA | AID | MAIN |  |   |  |                  |   |                                 | SUB                |
| Grants to States for Medicaid, Centers for Medicare and Medicaid Services, Health and Human Services<br>Fund Resources:                          |                           |     |     |      |  |   |  |                  |   |                                 |                    |
| Undisbursed Funds  | No Year                   |     | 075 | 0512 | 000                                      | 56,011,716,601.00   | 666,790,518,642.31   | 323,112,982.06   | 610,776,679,197.72  | -----                           | 112,348,669,027.65 |
| Transfer To:   |                           |     |     |      |  |   |  |                  |   |                                 |                    |
| Center for Disease Control   | No Year                   | 075 | 075 | 0512 | 009                                      | 1,255,350,272.31  | 5,216,951,724.83   | -11,830,343.57   | 4,938,705,608.98  | -----                           | 1,521,766,044.59   |
| Subtotal   |                           |     | 075 | 0512 | 000                                      | 57,267,066,873.31   | 672,007,470,367.14   | 311,282,638.49   | 615,715,384,806.70  | -----                           | 113,870,435,072.24 |
| Payments for Credits Against Health Care Contributions, Centers for Medicare and Medicaid Services, Health and Human Services<br>Fund Resources: |                           |     |     |      |  |   |  |                  |   |                                 |                    |
| Undisbursed Funds  | No Year                   |     | 075 | 0513 | 000                                      | -----   | 443.22   | -----            | 443.22  | -----                           | -----              |
| State Children's Health Insurance Fund, Centers for Medicare and Medicaid Services, Health and Human Services<br>Fund Resources:                 |                           |     |     |      |  |   |  |                  |   |                                 |                    |
| Undisbursed Funds  | 2023                      |     | 075 | 0515 | 000                                      | -----   | 5,700,000,000.00   | -----            | 182,601,420.97  | -----                           | 5,517,398,579.03   |
|  | 2022                      |     |     |      |  | 17,506,142,466.31   | -----  | -----            | 9,836,904,625.48  | -----                           | 7,669,237,840.83   |
|  | 2021                      |     |     |      |  | 5,941,410,220.27  | -----  | -----            | 131,183,524.27  | -----                           | 5,810,226,696.00   |
|  | 2020                      |     |     |      |  | 1,982,792,635.25  | -----  | -----            | 1,495,778.19  | -----                           | 1,981,296,857.06   |
|  | 2019                      |     |     |      |  | 3,123,451,626.78  | -----  | -----            | 56,255.78   | -----                           | 3,123,395,371.00   |
|  | 2018                      |     |     |      |  | 661,109,294.60  | -----  | -----            | 42,307,205.60   | 618,802,089.00                  | -----              |
|  | No Year                   |     |     |      |  | 14,204,074,801.15   | 20,770,000,000.00  | 2,754,523,813.10 | 7,393,520,106.11  | -----                           | 30,335,078,508.14  |
|  | Subtotal                  |     | 075 | 0515 | 000                                      | 43,418,981,044.36   | 26,470,000,000.00  | 2,754,523,813.10 | 17,588,068,916.40   | 618,802,089.00                  | 54,436,633,852.06  |
| State Grants and Demonstration, Centers for Medicare and Medicaid Services, Health and Human Services<br>Fund Resources:                         |                           |     |     |      |  |   |  |                  |   |                                 |                    |
| Undisbursed Funds  | 2023-2024                 |     | 075 | 0516 | 000                                      | -----   | 450,000,000.00   | -----            | 18,285,811.76   | * 25,650,000.00                 | 406,064,188.24     |
|  | 2022-2023                 |     |     |      |  | 424,350,000.00  | -----  | -----            | 90,109,944.14   | -----                           | 334,240,055.86     |
|  | 2021-2023                 |     |     |      |  | 411,669,229.70  | -----  | -----            | 34,560,094.34   | -----                           | 377,109,135.36     |
|  | 2020-2023                 |     |     |      |  | 240,652,994.63  | -----  | -----            | 66,109,546.53   | -----                           | 174,543,448.10     |
|  | 2019-2023                 |     |     |      |  | 45,036,438.29   | -----  | -----            | 22,625,281.58   | -----                           | 22,411,156.71      |
|  | 2018-2023                 |     |     |      |  | 64,073,255.68   | -----  | -----            | 17,664,425.82   | -----                           | 46,408,829.86      |
|  | 2016-2023                 |     |     |      |  | 7,635,304.70  | -----  | -----            | 3,592,301.97  | -----                           | 4,043,002.73       |
|  | 2015-2023                 |     |     |      |  | 2,226,482.99  | -----  | -----            | 675,107.79  | -----                           | 1,551,375.20       |
|  | 2014-2023                 |     |     |      |  | 12,626,369.35   | -----  | -----            | 10,969,906.12   | -----                           | 1,656,463.23       |
|  | 2013-2023                 |     |     |      |  | 12,474,958.23   | -----  | -----            | 6,646,095.23  | -----                           | 5,828,863.00       |
|  | 2008-2023                 |     |     |      |  | 98,851.36   | -----  | -----            | -----   | -----                           | 98,851.36          |
|  | 2020-2021                 |     |     |      |  | 18,989,051.18   | -----  | -----            | 13,509,659.64   | -----                           | 5,479,391.54       |
|  | 2019-2021                 |     |     |      |  | 54,879,046.10   | -----  | -----            | 31,498,379.14   | -----                           | 23,380,666.96      |
|  | 2016-2021                 |     |     |      |  | 12,051,718.39   | -----  | -----            | 6,547,371.07  | -----                           | 5,504,347.32       |
|  | 2015-2021                 |     |     |      |  | 31,737,702.39   | -----  | -----            | 23,151,147.17   | -----                           | 8,586,555.22       |
|  | 2014-2021                 |     |     |      |  | 22,120,426.05   | -----  | -----            | 15,474,608.14   | -----                           | 6,645,817.91       |
|  | 2013-2021                 |     |     |      |  | 12,296,807.72   | -----  | -----            | 11,916,706.44   | -----                           | 380,101.28         |

Footnotes at End of Chapter

## Appropriations, Outlays, and Balances - Continued

| Appropriation or Fund Account   | Account Symbol            |     |     |      | Balances,<br>Beginning of<br>Fiscal Year | Appropriations<br>and Other<br>Obligational<br>Authority <sup>1</sup> | Transfers<br>Borrowings<br>and<br>Investment<br>(Net) <sup>2</sup> | Outlays<br>(Net)   | Balances<br>Withdrawn<br>and Other<br>Transactions <sup>3</sup> | Balances, End<br>of Fiscal Year |
|---|---------------------------|-----|-----|------|--|---|--|--------------------|---|---------------------------------|
| Title   | Period of<br>Availability | ATA | AID | MAIN |  |   |  |                    |   |                                 |
|   | 2010-2021                 |     |     |      | 67.00                                    | -----   | -----  | -----              | -----   | 67.00                           |
|   | 2009-2021                 |     |     |      | 142,282.20                               | -----   | -----  | 85,741.38          | -----   | 56,540.82                       |
|   | 2007-2021                 |     |     |      | 2,534.37                                 | -----   | -----  | -----              | -----   | 2,534.37                        |
|   | No Year                   |     |     |      | 398,443,177.17                           | 139,126,736.76  | -----  | 108,081,139.66     | -----   | 429,488,774.27                  |
|   | Subtotal                  |     | 075 | 0516 | 000                                      | 1,771,506,697.50  | 589,126,736.76   | 481,503,267.92     | 25,650,000.00   | 1,853,480,166.34                |
| Grants to States for Medicaid - Recovery Act, Centers for Medicare and Medicaid Services, Health and Human Services             |                           |     |     |      |  |   |  |                    |   |                                 |
| Fund Resources:   |                           |     |     |      |  |   |  |                    |   |                                 |
| Undisbursed Funds   |                           |     |     |      |  |   |  |                    |   |                                 |
|   | No Year                   |     | 075 | 0518 | 000                                      | 368,337,282.16  | -311,282,638.49  | 56,685,613.98      | -----   | 369,029.69                      |
| Quality Improvements Organizations, Centers for Medicare and Medicaid, Health and Human Services                                |                           |     |     |      |  |   |  |                    |   |                                 |
| Fund Resources:   |                           |     |     |      |  |   |  |                    |   |                                 |
| Undisbursed Funds   |                           |     |     |      |  |   |  |                    |   |                                 |
|   | 2023                      |     | 075 | 0519 | 000                                      | -----   | -----  | -8,571,339.57      | -----   | 8,571,339.57                    |
|   | 2022                      |     |     |      |  | 673,019.44  | -----  | -26,135,500.52     | -----   | 26,808,519.96                   |
|   | 2021                      |     |     |      |  | 14,670,948.78   | -----  | 9,907,176.12       | -----   | 4,763,772.66                    |
|   | 2020                      |     |     |      |  | 17,598,330.72   | -----  | -5,829,889.28      | -----   | 23,428,220.00                   |
|   | 2019                      |     |     |      |  | 13,206,188.08   | -----  | -3,809,987.70      | -----   | 17,016,175.78                   |
|   | 2018                      |     |     |      |  | 4,303,695.45  | -----  | 4,303,695.45       | -----   | -----                           |
|   | No Year                   |     |     |      |  | 183,420,754.43  | -288,301.00  | 53,262,126.63      | -----   | 129,870,326.80                  |
|   | Subtotal                  |     | 075 | 0519 | 000                                      | 233,872,936.90  | -288,301.00  | 23,126,281.13      | -----   | 210,458,354.77                  |
| Centers for Medicare and Medicaid Innovation, Centers for Medicare and Medicaid, Health and Human Services                      |                           |     |     |      |  |   |  |                    |   |                                 |
| Fund Resources:   |                           |     |     |      |  |   |  |                    |   |                                 |
| Undisbursed Funds   |                           |     |     |      |  |   |  |                    |   |                                 |
|   | No Year                   |     | 075 | 0522 | 000                                      | 10,078,285,463.80   | -----  | 631,445,844.19     | -----   | 9,446,839,619.61                |
| Consumer Operated Oriented Plan Program Contingency Fund, Centers for Medicare and Medicaid Services, Health and Human Services |                           |     |     |      |  |   |  |                    |   |                                 |
| Fund Resources:   |                           |     |     |      |  |   |  |                    |   |                                 |
| Undisbursed Funds   |                           |     |     |      |  |   |  |                    |   |                                 |
|   | No Year                   |     | 075 | 0524 | 000                                      | 211,519.94  | 192,078.13   | 236,197.36         | -----   | 167,400.71                      |
| Payments to Healthcare Trust Funds, Center for Medicare and Medicaid Services, Health and Human Services                        |                           |     |     |      |  |   |  |                    |   |                                 |
| Fund Resources:   |                           |     |     |      |  |   |  |                    |   |                                 |
| Undisbursed Funds   |                           |     |     |      |  |   |  |                    |   |                                 |
|   | 2023                      |     | 075 | 0580 | 000                                      | -----   | 557,889,861,136.42   | 451,391,727,741.30 | -----   | 106,498,133,395.12              |
|   | 2022                      |     |     |      |  | 55,723,369,601.21   | -----  | 172,789,597.00     | -----   | 55,550,580,004.21               |
|   | 2021                      |     |     |      |  | 37,299,305,240.72   | -6,595,318,304.80  | -6,510,456,233.80  | -----   | 37,214,443,169.72               |
|   | 2020                      |     |     |      |  | 43,823,953,630.01   | -----  | 20,818,499.00      | -----   | 43,803,135,131.01               |
|   | 2019                      |     |     |      |  | 38,130,668,095.58   | -----  | 246,894.00         | -----   | 38,130,421,201.58               |
|   | 2018                      |     |     |      |  | 12,035,847,894.15   | -----  | 1,079,225.00       | 12,034,768,669.15   | -----                           |
|   | Subtotal                  |     | 075 | 0580 | 000                                      | 187,013,144,461.67  | 551,294,542,831.62   | 445,076,205,722.50 | 12,034,768,669.15   | 281,196,712,901.64              |
| Taxation on OASDI Benefits, HI, Centers for Medicare and Medicaid Services, Health and Human Services                           |                           |     |     |      |  |   |  |                    |   |                                 |
| Fund Resources:   |                           |     |     |      |  |   |  |                    |   |                                 |
| Undisbursed Funds   |                           |     |     |      |  |   |  |                    |   |                                 |
|   | No Year                   |     | 075 | 0585 | 000                                      | -----   | 34,968,000,000.00  | 34,968,000,000.00  | -----   | -----                           |

Footnotes at End of Chapter

Appropriations, Outlays, and Balances - Continued

| Appropriation or Fund Account<br><br>Title  | Account Symbol            |     |     |      | Balances,<br>Beginning of<br>Fiscal Year | Appropriations<br>and Other<br>Obligational<br>Authority <sup>1</sup> | Transfers<br>Borrowings<br>and<br>Investment<br>(Net) <sup>2</sup> | Outlays<br>(Net)        | Balances<br>Withdrawn<br>and Other<br>Transactions <sup>3</sup> | Balances, End<br>of Fiscal Year |
|---|---------------------------|-----|-----|------|--|---|--|-------------------------|---|---------------------------------|
|   | Period of<br>Availability | ATA | AID | MAIN |  |   |  |                         |   |                                 |
| Payments to Federal Hospital Insurance Trust Fund, Health Care Fraud and Abuse, Health and Human Services<br>Fund Resources:<br>Undisbursed Funds | 2023                      |     | 075 | 1806 | 000                                      | -----<br>156,705,514.33   | -----<br>-----   | 156,705,514.33          | -----<br>-----  | -----<br>-----                  |
| <b>Special Fund Accounts</b>  |                           |     |     |      |  |   |  |                         |   |                                 |
| Child Enrollment Contingency Fund, Centers for Medicare and Medicaid Services, Health and Human Services<br>Fund Resources:<br>Undisbursed Funds  | No Year                   |     | 075 | 5551 | 000                                      | 18,261,381,295.06   | 1,248,759,109.65   | -2,754,523,813.10       | 308,857,481.96  | -----<br>16,446,759,109.65      |
| Risk Adjustment Program Payments, Centers for Medicare and Medicaid Services, Health and Human Services<br>Fund Resources:<br>Undisbursed Funds   | No Year                   |     | 075 | 5733 | 000                                      | 5,220,864,966.55  | 9,417,493,359.59   | -----                   | 8,188,346,440.74  | -----<br>6,450,011,885.40       |
| Transitional Reinsurance Program, Centers for Medicare and Medicaid Services, Health and Human Services<br>Fund Resources:<br>Undisbursed Funds   | No Year                   |     | 075 | 5735 | 000                                      | 227,284,346.88  | -----  | -----                   | -----   | -----<br>227,284,346.88         |
| <b>Trust Fund Accounts</b>  |                           |     |     |      |  |   |  |                         |   |                                 |
| Federal Supplementary Medical Insurance Trust Fund-Treasury Managed, Health and Human Services<br>Fund Resources:<br>Undisbursed Funds            | No Year                   |     | 075 | 8004 | 000                                      | 3,001,222,974.51  | -2,723,832,205.20  | 8,427,172,000.00        | 5,558,786,111.98  | -----<br>3,145,776,657.33       |
| Transfer To:<br>Health and Human Services   | No Year                   | 075 | 075 | 8004 | 000                                      | 191,906,517.00  | 490,697,689,314.69   | -----                   | 492,390,308,185.77  | -----<br>° -1,500,712,354.08    |
| Investments in US Treasury Securities   |                           |     |     |      |  | 167,964,375,000.00  | -----  | -8,427,172,000.00       | -----   | -----<br>159,537,203,000.00     |
| Subtotal  |                           |     | 075 | 8004 | 000                                      | 171,157,504,491.51  | 487,973,857,109.49   | -----                   | 497,949,094,297.75  | -----<br>161,182,267,303.25     |
| Federal Hospital Insurance Trust Fund - Treasury Managed, Health and Human Services<br>Fund Resources:<br>Undisbursed Funds                       | No Year                   |     | 075 | 8005 | 000                                      | 4,288,952.75  | 20,808,464,833.98  | -16,964,661,000.00      | 3,848,985,594.54  | -----<br>° -892,807.81          |
| Transfer To:<br>Health and Human Services   | No Year                   | 075 | 075 | 8005 | 000                                      | 577,339,850.66  | 400,066,769,186.41   | -----                   | 403,262,202,577.69  | -----<br>° -2,618,093,540.62    |
| Investments in US Treasury Securities   |                           |     |     |      |  | 177,396,905,000.00  | -----  | 16,964,661,000.00       | -----   | -----<br>194,361,566,000.00     |
| Subtotal  |                           |     | 075 | 8005 | 000                                      | 177,978,533,803.41  | 420,875,234,020.39   | -----                   | 407,111,188,172.23  | -----<br>191,742,579,651.57     |
| Medicare Prescription Drug Account, Centers for Medicare and Medicaid Services, Health and Human Services<br>Fund Resources:<br>Undisbursed Funds | No Year                   |     | 075 | 8308 | 000                                      | 59,858,198.19   | 116,825,783,775.16   | -----                   | 116,815,461,680.17  | -----<br>70,180,293.18          |
| Health Care Fraud and Abuse Control Account, Health and Human Services<br>Fund Resources:<br>Undisbursed Funds                                    | 2023-2024                 |     | 075 | 8393 | 000                                      | -----<br>254,897,165.30   | -----<br>-----   | -----<br>236,117,059.39 | -----<br>-----  | -----<br>18,780,105.91          |
|   | 2022-2023                 |     |     |      |  | 55,404,091.14   | 448,810,382.55   | -----                   | 473,353,305.99  | -----<br>30,861,167.70          |
|   | 2021-2022                 |     |     |      |  | 38,889,530.56   | 126,240,787.54   | -----                   | 126,055,396.14  | -----<br>39,074,921.96          |

Footnotes at End of Chapter



## Appropriations, Outlays, and Balances - Continued

| Appropriation or Fund Account<br><br>Title  | Account Symbol            |     |     |      | Balances,<br>Beginning of<br>Fiscal Year | Appropriations<br>and Other<br>Obligational<br>Authority <sup>1</sup> | Transfers<br>Borrowings<br>and<br>Investment<br>(Net) <sup>2</sup> | Outlays<br>(Net)     | Balances<br>Withdrawn<br>and Other<br>Transactions <sup>3</sup> | Balances, End<br>of Fiscal Year |                  |
|---|---------------------------|-----|-----|------|--|---|--|----------------------|---|---------------------------------|------------------|
|   | Period of<br>Availability | ATA | AID | MAIN |  |   |  |                      |   |                                 | SUB              |
|   | 2020-2021                 |     |     |      | 26,786,918.52                            | 16,723,536.22   | -----  | 13,527,305.81        | -----   | 29,983,148.93                   |                  |
|   | 2019-2020                 |     |     |      | 22,068,389.47                            | 6,757,197.93  | -----  | 5,855,862.24         | -----   | 22,969,725.16                   |                  |
|   | 2018-2019                 |     |     |      | 18,194,690.35                            | 503,419.97  | -----  | 1,982,206.19         | -----   | 16,715,904.13                   |                  |
|   | 2017-2018                 |     |     |      | 7,913,735.16                             | -6,953,999.48   | -----  | 959,735.68           | -----   | -----                           |                  |
|   | No Year                   |     |     |      | 52,517,123.93                            | 1,586,859,521.01  | -----  | 1,554,466,276.01     | -----   | 84,910,368.93                   |                  |
|   | Subtotal                  |     | 075 | 8393 | 000                                      | 221,774,479.13  | 2,433,838,011.04   | 2,412,317,147.45     | -----   | 243,295,342.72                  |                  |
| Total, Centers for Medicare and Medicaid Services   |                           |     |     |      | 682,010,443,317.06                       | 2,324,382,376,898.66  | -----  | 2,147,278,067,253.16 | 12,679,220,758.15   | 846,435,532,204.41              |                  |
| <b>Administration for Children and Families</b>   |                           |     |     |      |  |   |  |                      |   |                                 |                  |
| <b>General Fund Accounts</b>  |                           |     |     |      |  |   |  |                      |   |                                 |                  |
| Payments to States for Child Support Enforcement and Family Support Programs, Administration for Children and Families, Health and Human Services |                           |     |     |      |  |   |  |                      |   |                                 |                  |
| Fund Resources:   |                           |     |     |      |  |   |  |                      |   |                                 |                  |
| Undisbursed Funds   |                           |     |     |      |  |   |  |                      |   |                                 |                  |
|   | No Year                   |     | 075 | 1501 | 000                                      | 1,475,810,363.14  | 4,603,095,416.56   | -----                | 4,617,410,170.97  | -----                           | 1,461,495,608.73 |
| Low Income Home Energy Assistance, Administration for Children and Families, Health and Human Services  |                           |     |     |      |  |   |  |                      |   |                                 |                  |
| Fund Resources:   |                           |     |     |      |  |   |  |                      |   |                                 |                  |
| Undisbursed Funds   |                           |     |     |      |  |   |  |                      |   |                                 |                  |
|   | 2023-2026                 |     | 075 | 1502 | 000                                      | -----   | 99,999,766.00  | -----                | 48,584,092.76   | -----                           | 51,415,673.24    |
|   | 2022-2026                 |     |     |      |  | 89,255,908.04   | -----  | 66,899,094.70        | -----   | 22,356,813.34                   |                  |
|   | 2023                      |     |     |      |  | -----   | 5,999,734,429.71   | -----                | 3,564,069,393.33  | -----                           | 2,435,665,036.38 |
|   | 2022-2023                 |     |     |      |  | -----   | -----  | 17,260,985.00        | -----   | 5,148,151.55                    |                  |
|   | 2022                      |     |     |      |  | 1,492,093,454.58  | -----  | -17,260,985.00       | -----   | 192,551,418.09                  |                  |
|   | 2021-2022                 |     |     |      |  | 805,543,901.88  | -----  | 671,802,060.82       | -----   | 133,741,841.06                  |                  |
|   | 2021                      |     |     |      |  | 274,735,202.74  | -----  | 225,288,032.21       | -----   | 49,447,170.53                   |                  |
|   | 2020-2021                 |     |     |      |  | 47,825,236.13   | -----  | -1,392,135.30        | -----   | 49,217,371.43                   |                  |
|   | 2020                      |     |     |      |  | 40,137,821.83   | -----  | 3,883,471.95         | -----   | 36,254,349.88                   |                  |
|   | 2019-2020                 |     |     |      |  | 151,908.00  | -----  | 8,538.00             | -----   | 143,370.00                      |                  |
|   | 2019                      |     |     |      |  | 18,998,751.20   | -----  | 1,128,282.05         | -----   | 17,870,469.15                   |                  |
|   | 2018-2019                 |     |     |      |  | 329,009.00  | -----  | 102.00               | -----   | 328,907.00                      |                  |
|   | 2018                      |     |     |      |  | 15,068,020.57   | -----  | -14,679,130.81       | -----   | -----                           |                  |
|   | 2017-2018                 |     |     |      |  | 73,865.94   | -----  | -73,865.94           | -----   | -----                           |                  |
|   | No Year                   |     |     |      |  | 12,105,669.11   | -----  | -----                | -----   | 12,105,669.11                   |                  |
| Transfer To:  |                           |     |     |      |  |   |  |                      |   |                                 |                  |
| BIA 477 Transfer -Administration for Children and Families <sup>5</sup>   |                           |     |     |      |  |   |  |                      |   |                                 |                  |
|   | 2023-2026                 | 014 | 075 | 1502 | 020                                      | -----   | 234.00   | -----                | -----   | 234.00                          |                  |
|   | 2023                      |     |     |      |  | -----   | 265,570.29   | -----                | -----   | 265,570.29                      |                  |
|   | Subtotal                  |     | 075 | 1502 | 000                                      | 2,796,318,749.02  | 6,100,000,000.00   | -14,752,996.75       | 5,875,053,707.22  | -----                           | 3,006,512,045.05 |
| Refugee and Entrant Assistance, Administration for Children and   |                           |     |     |      |  |   |  |                      |   |                                 |                  |

Footnotes at End of Chapter

Appropriations, Outlays, and Balances - Continued

| Appropriation or Fund Account<br><br>Title   | Account Symbol            |     |     |      | Balances,<br>Beginning of<br>Fiscal Year | Appropriations<br>and Other<br>Obligational<br>Authority <sup>1</sup> | Transfers<br>Borrowings<br>and<br>Investment<br>(Net) <sup>2</sup> | Outlays<br>(Net) | Balances<br>Withdrawn<br>and Other<br>Transactions <sup>3</sup> | Balances, End<br>of Fiscal Year |
|--|---------------------------|-----|-----|------|--|---|--|------------------|---|---------------------------------|
|  | Period of<br>Availability | ATA | AID | MAIN |  |   |  |                  |   |                                 |
| Families, Health and Human Services<br>Fund Resources:<br>Undisbursed Funds  | 2023-2027                 |     | 075 | 1503 | 000                                      | -----<br>2,000,000.00   | -----  | -----            | -----   | 2,000,000.00                    |
|  | 2023-2025                 |     |     |      |  | -----<br>8,152,459,000.00   | -----  | 3,777,552,643.08 | -----   | 4,374,906,356.92                |
|  | 2023-2024                 |     |     |      |  | -----<br>2,405,940,000.00   | -----  | 487,232,628.99   | -----   | 1,918,707,371.01                |
|  | 2022-2024                 |     |     |      |  | -----<br>3,717,687,385.23   | -----  | 2,173,438,171.96 | -----   | 1,544,249,213.27                |
|  | 2023                      |     |     |      |  | -----<br>47,755,000.00  | -----  | 3,346,144.33     | -----   | 44,408,855.67                   |
|  | 2022-2023                 |     |     |      |  | -----<br>3,461,747,056.74   | -----  | 816,533,735.06   | -----   | 2,645,213,321.68                |
|  | 2021-2023                 |     |     |      |  | -----<br>564,497,769.14   | -----  | 260,926,787.38   | 4 2,233,607.26  | 301,337,374.50                  |
|  | 2022                      |     |     |      |  | -----<br>45,568,408.78  | -----  | 30,853,099.89    | -----   | 14,715,308.89                   |
|  | 2021-2022                 |     |     |      |  | -----<br>17,828,843.73  | -----  | 10,991,369.00    | -----   | 6,837,474.73                    |
|  | 2020-2022                 |     |     |      |  | -----<br>143,892,467.76   | -----  | 33,270,036.75    | -----   | 110,622,431.01                  |
|  | 2021                      |     |     |      |  | -----<br>28,898,526.56  | -----  | 10,114,053.91    | -----   | 18,784,472.65                   |
|  | 2019-2021                 |     |     |      |  | -----<br>384,580,322.59   | -----  | 37,287,782.51    | -----   | 347,292,540.08                  |
|  | 2020                      |     |     |      |  | -----<br>6,232,453.05   | -----  | 4,269,697.23     | -----   | 1,962,755.82                    |
|  | 2018-2020                 |     |     |      |  | -----<br>92,136,722.96  | -----  | 831,948.58       | -----   | 91,304,774.38                   |
|  | 2019                      |     |     |      |  | -----<br>10,268,640.07  | -----  | 1,459,780.96     | -----   | 8,808,859.11                    |
|  | 2017-2019                 |     |     |      |  | -----<br>71,981,754.33  | -----  | 960,796.57       | -----   | 71,020,957.76                   |
|  | 2018                      |     |     |      |  | -----<br>3,884,526.25   | -680,549.49  | 2,274,995.76     | 928,981.00  | -----                           |
|  | 2016-2018                 |     |     |      |  | -----<br>26,572,299.38  | -28,805,678.90   | -2,233,379.52    | -----   | -----                           |
|  | No Year                   |     |     |      |  | -----<br>41,224,555.91  | -----  | -3,041,330.19    | -----   | 44,265,886.10                   |
|  | Subtotal                  |     | 075 | 1503 | 000                                      | 8,617,001,732.48  | 10,608,154,000.00  | -29,486,228.39   | 3,162,588.26  | 11,546,437,953.58               |
| Promoting Safe and Stable Families, Administration for Children and<br>Families, Health and Human Services<br>Fund Resources:<br>Undisbursed Funds | 2023-2027                 |     | 075 | 1512 | 000                                      | -----<br>7,750,000.00   | -----  | 338,033.15       | -----   | 7,411,966.85                    |
|  | 2022-2026                 |     |     |      |  | -----<br>3,878,693.97   | -----  | 742,542.45       | -----   | 3,136,151.52                    |
|  | 2019-2026                 |     |     |      |  | -----<br>5,815,770.35   | -----  | 170,973.93       | -----   | 5,644,796.42                    |
|  | 2023                      |     |     |      |  | -----<br>474,825,000.00   | -----  | 113,533,898.86   | -----   | 361,291,101.14                  |
|  | 2022                      |     |     |      |  | -----<br>362,030,697.01   | -----  | 258,876,569.55   | -----   | 103,154,127.46                  |
|  | 2018-2022                 |     |     |      |  | -----<br>6,626,968.00   | -----  | 1,751,941.00     | -----   | 4,875,027.00                    |
|  | 2021                      |     |     |      |  | -----<br>146,694,222.13   | -----  | 100,174,727.05   | -----   | 46,519,495.08                   |
|  | 2020-2021                 |     |     |      |  | -----<br>402,513,538.65   | -----  | 66,547,550.92    | -----   | 335,965,987.73                  |
|  | 2020                      |     |     |      |  | -----<br>47,792,833.46  | -----  | 10,665,994.84    | -----   | 37,126,838.62                   |
|  | 2019                      |     |     |      |  | -----<br>50,581,440.42  | -----  | 7,692,690.51     | -----   | 42,888,749.91                   |
|  | 2018                      |     |     |      |  | -----<br>40,173,490.84  | -7,759,832.00  | 4,102,282.66     | 28,311,376.18   | -----                           |
|  | No Year                   |     |     |      |  | -----<br>205,754,157.37   | 70,725,000.00  | 70,147,672.11    | -----   | 206,331,485.26                  |
|  | Subtotal                  |     | 075 | 1512 | 000                                      | 1,271,861,812.20  | 553,300,000.00   | -7,759,832.00    | 28,311,376.18   | 1,154,345,726.99                |

Footnotes at End of Chapter

## Appropriations, Outlays, and Balances - Continued

| Appropriation or Fund Account<br><br>Title  | Account Symbol            |     |     |      | Balances,<br>Beginning of<br>Fiscal Year | Appropriations<br>and Other<br>Obligational<br>Authority <sup>1</sup> | Transfers<br>Borrowings<br>and<br>Investment<br>(Net) <sup>2</sup> | Outlays<br>(Net)  | Balances<br>Withdrawn<br>and Other<br>Transactions <sup>3</sup> | Balances, End<br>of Fiscal Year |
|---|---------------------------|-----|-----|------|--|---|--|-------------------|---|---------------------------------|
|   | Period of<br>Availability | ATA | AID | MAIN |  |   |  |                   |   |                                 |
| Payment to States for the Child Care and Development Block Grant,<br>Administration for Children and Families, Health and Human Services<br>Fund Resources: |                           |     |     |      |  |   |  |                   |   |                                 |
| Undisbursed Funds   | 2023-2027                 |     | 075 | 1515 | 000                                      | -----<br>40,106,935.00  | -----  | 23,789,747.26     | -----   | 16,317,187.74                   |
|   | 2022-2026                 |     |     |      |  | 7,622,106.79  | -----  | 3,746,492.84      | -----   | 3,875,613.95                    |
|   | 2021-2025                 |     |     |      |  | 33,434,878.38   | -1,168,599.71  | 15,389,765.44     | -----   | 16,876,513.23                   |
|   | 2023-2024                 |     |     |      |  | -----<br>98,000,000.00  | -----  | -----             | -----   | 98,000,000.00                   |
|   | 2021-2024                 |     |     |      |  | 12,585,733.12   | -----  | 5,872,178.28      | 4 1,305,683.85  | 5,407,870.99                    |
|   | 2023                      |     |     |      |  | -----<br>7,657,921,381.00   | -----  | 2,092,793,869.12  | -----   | 5,565,127,511.88                |
|   | 2022-2023                 |     |     |      |  | -----   | 213,995.00   | -----             | -----   | 213,995.00                      |
|   | 2022                      |     |     |      |  | 3,904,567,130.58  | -500,000.00  | 2,553,549,176.43  | -----   | 1,350,517,954.15                |
|   | 2021-2022                 |     |     |      |  | 4,897,753.00  | -----  | 274,941.24        | -----   | 4,622,811.76                    |
|   | 2021                      |     |     |      |  | 27,916,567,889.34   | -----  | 17,631,740,116.25 | -----   | 10,284,827,773.09               |
|   | 2020-2021                 |     |     |      |  | 243,118,774.31  | -----  | 219,254,116.75    | -----   | 23,864,657.56                   |
|   | 2019-2021                 |     |     |      |  | 7,401,836.07  | -----  | 3,153,292.57      | -----   | 4,248,543.50                    |
|   | 2020                      |     |     |      |  | 211,903,763.68  | -----  | 120,977,560.92    | -----   | 90,926,202.76                   |
|   | 2019                      |     |     |      |  | 89,355,828.46   | -----  | 35,532,058.39     | -----   | 53,823,770.07                   |
|   | 2018-2019                 |     |     |      |  | 157,594.62  | -----  | 28,569.05         | -----   | 129,025.57                      |
|   | 2018                      |     |     |      |  | 80,953,921.20   | -79,098,091.48   | 1,855,829.72      | -----   | -----                           |
|   | No Year                   |     |     |      |  | -----<br>2,000,000.00   | -----  | -----             | -----   | 2,000,000.00                    |
| Transfer To:  |                           |     |     |      |  |   |  |                   |   |                                 |
| Interior, Bureau of Indian Affairs  | 2023                      | 014 | 075 | 1515 | 020                                      | -----<br>323,358,684.00   | -----  | 171,552,746.00    | -----   | 151,805,938.00                  |
|   | 2022-2023                 |     |     |      |  | -----   | 286,005.00   | -----             | -----   | 286,005.00                      |
|   | 2022                      |     |     |      |  | 340,602.00  | -----  | 340,602.00        | -----   | -----                           |
|   | 2021-2022                 |     |     |      |  | 7,769,635.00  | -----  | 7,688,035.00      | -----   | 81,600.00                       |
|   | Subtotal                  |     | 075 | 1515 | 000                                      | 32,520,677,446.55   | 8,120,218,400.29   | -79,098,091.48    | 22,887,539,097.26   | 1,305,683.85                    |
| Contingency Fund for State Welfare Programs, Administration for<br>Children and Families, Health and Human Services<br>Fund Resources:                      |                           |     |     |      |  |   |  |                   |   |                                 |
| Undisbursed Funds   | 2023                      |     | 075 | 1522 | 000                                      | -----<br>608,000,000.00   | -----  | 593,785,390.63    | -----   | 14,214,609.37                   |
|   | 2022                      |     |     |      |  | 9,282,284.31  | -----  | 9,225,890.59      | -----   | 56,393.72                       |
|   | 2021                      |     |     |      |  | 46,118.80   | -----  | -----             | -----   | 46,118.80                       |
|   | 2020                      |     |     |      |  | 40,947.95   | -----  | -----             | -----   | 40,947.95                       |
|   | 2019                      |     |     |      |  | 16,496,456.00   | -----  | -----             | -----   | 16,496,456.00                   |
|   | 2018                      |     |     |      |  | 10,977,321.00   | -----  | -----             | 10,977,321.00   | -----                           |
|   | Subtotal                  |     | 075 | 1522 | 000                                      | 36,843,128.06   | 608,000,000.00   | -----             | 603,011,281.22  | 10,977,321.00                   |
| Emergency Contingency Fund for State Temporary Assistance for Needy<br>Family Programs - Recovery Act, Administration for Children and                      |                           |     |     |      |  |   |  |                   |   |                                 |

Footnotes at End of Chapter

Appropriations, Outlays, and Balances - Continued

| Appropriation or Fund Account<br><br>Title  | Account Symbol            |     |     |      | Balances,<br>Beginning of<br>Fiscal Year | Appropriations<br>and Other<br>Obligational<br>Authority <sup>1</sup> | Transfers<br>Borrowings<br>and<br>Investment<br>(Net) <sup>2</sup> | Outlays<br>(Net) | Balances<br>Withdrawn<br>and Other<br>Transactions <sup>3</sup> | Balances, End<br>of Fiscal Year |                              |
|---|---------------------------|-----|-----|------|--|---|--|------------------|---|---------------------------------|------------------------------|
|   | Period of<br>Availability | ATA | AID | MAIN |  |   |  |                  |   |                                 | SUB                          |
| Families, Health and Human Services<br>Fund Resources:<br>Undisbursed Funds   | 2009-2010                 |     | 075 | 1523 | 000                                      | 426,595,938.92  | -----  | -----            | 18,338.50   | -----                           | <sup>10</sup> 426,577,600.42 |
| Social Services Block Grant, Administration for Children and Families,<br>Health and Human Services<br>Fund Resources:<br>Undisbursed Funds             | 2023                      |     | 075 | 1534 | 000                                      | -----   | 1,603,100,000.00   | -----            | 1,155,431,295.38  | -----                           | 447,668,704.62               |
|   | 2022                      |     |     |      |  | 451,275,276.13  | -----  | -----            | 405,094,906.44  | -----                           | 46,180,369.69                |
|   | 2021-2022                 |     |     |      |  | 851,112.90  | -----  | -----            | 346,245.72  | -----                           | 504,867.18                   |
|   | 2021                      |     |     |      |  | 52,089,964.62   | -----  | -----            | 34,980,594.59   | -----                           | 17,109,370.03                |
|   | 2020                      |     |     |      |  | 37,328,971.74   | -----  | -----            | 3,069,144.61  | -----                           | 34,259,827.13                |
|   | 2019                      |     |     |      |  | 8,578,583.75  | -----  | -----            | 14,619.63   | -----                           | 8,563,964.12                 |
|   | 2018                      |     |     |      |  | 9,628,197.17  | -----  | -----            | 508,246.84  | 9,119,950.33                    | -----                        |
|   | No Year                   |     |     |      |  | 30,195,925.43   | -----  | -----            | -----   | -----                           | 30,195,925.43                |
|   | Subtotal                  |     | 075 | 1534 | 000                                      | 589,948,031.74  | 1,603,100,000.00   | -----            | 1,599,445,053.21  | 9,119,950.33                    | 584,483,028.20               |
| Children and Families Services Programs, Administration for Children<br>and Families, Health and Human Services<br>Fund Resources:<br>Undisbursed Funds | 2023-2027                 |     | 075 | 1536 | 000                                      | -----   | 452,373,557.00   | -----            | 7,695,000.58  | -----                           | 444,678,556.42               |
|   | 2022-2026                 |     |     |      |  | 29,898,378.19   | -----  | -----            | 15,235,457.85   | -----                           | 14,662,920.34                |
|   | 2023-2024                 |     |     |      |  | -----   | 490,000,000.00   | -----            | 9,407,709.71  | -----                           | 480,592,290.29               |
|   | 2023                      |     |     |      |  | -----   | 14,064,732,773.00  | -----            | 4,968,727,584.70  | -----                           | 9,096,005,188.30             |
|   | 2022-2023                 |     |     |      |  | 361,913,665.52  | -----  | -----            | 41,325,604.75   | -----                           | 320,588,060.77               |
|   | 2021-2023                 |     |     |      |  | 299,663,642.78  | -1,222,520.30  | 2,265,838.00     | 53,722,234.80   | -----                           | 246,984,725.68               |
|   | 2022                      |     |     |      |  | 8,491,653,007.10  | -----  | -----            | 7,028,116,631.53  | -----                           | 1,463,536,375.57             |
|   | 2021-2022                 |     |     |      |  | 916,985,916.25  | -----  | -----            | 631,808,166.09  | -----                           | 285,177,750.16               |
|   | 2020-2022                 |     |     |      |  | 5,523,788.00  | -----  | -----            | 4,629,100.29  | -----                           | 894,687.71                   |
|   | 2021                      |     |     |      |  | 1,958,901,340.42  | -----  | -2,265,838.00    | 1,157,521,145.61  | -----                           | 799,114,356.81               |
|   | 2020-2021                 |     |     |      |  | 460,359,256.03  | -----  | -----            | 274,044,532.02  | -----                           | 186,314,724.01               |
|   | 2019-2021                 |     |     |      |  | 25,690,266.34   | -----  | -----            | 15,667,066.94   | -----                           | 10,023,199.40                |
|   | 2018-2021                 |     |     |      |  | 397,874,574.54  | -----  | -----            | 98,563,929.34   | -----                           | 299,310,645.20               |
|   | 2020                      |     |     |      |  | 719,544,242.05  | -----  | -----            | 165,017,528.86  | -----                           | 554,526,713.19               |
|   | 2019-2020                 |     |     |      |  | 75,389,179.37   | -----  | -----            | 19,651,073.62   | -----                           | 55,738,105.75                |
|   | 2018-2020                 |     |     |      |  | 211,514.28  | -----  | -----            | -----   | -----                           | 211,514.28                   |
|   | 2019                      |     |     |      |  | 393,773,770.31  | -----  | -----            | 77,368,046.38   | -----                           | 316,405,723.93               |
|   | 2018-2019                 |     |     |      |  | 84,198,052.83   | -----  | -----            | 1,859,817.68  | -----                           | 82,338,235.15                |
|   | 2017-2019                 |     |     |      |  | 283,632.75  | -----  | -----            | -----   | -----                           | 283,632.75                   |
|   | 2018                      |     |     |      |  | 201,589,240.50  | -----  | -194,052,695.22  | 7,239,039.25  | 297,506.03                      | -----                        |
|   | 2017-2018                 |     |     |      |  | 60,283,611.57   | -----  | -59,419,220.14   | 723,972.44  | 140,418.99                      | -----                        |
|   | No Year                   |     |     |      |  | 819,450,833.66  | 13,866,619.98  | -----            | 372,952,099.22  | -----                           | 460,365,354.42               |
| Transfer To:  |                           |     |     |      |  |   |  |                  |   |                                 |                              |

Footnotes at End of Chapter

## Appropriations, Outlays, and Balances - Continued

| Appropriation or Fund Account<br><br>Title  | Account Symbol            |     |     |      |     | Balances,<br>Beginning of<br>Fiscal Year | Appropriations<br>and Other<br>Obligational<br>Authority <sup>1</sup> | Transfers<br>Borrowings<br>and<br>Investment<br>(Net) <sup>2</sup> | Outlays<br>(Net)  | Balances<br>Withdrawn<br>and Other<br>Transactions <sup>3</sup> | Balances, End<br>of Fiscal Year |
|---|---------------------------|-----|-----|------|-----|--|---|--|-------------------|---|---------------------------------|
|   | Period of<br>Availability | ATA | AID | MAIN | SUB |  |   |  |                   |   |                                 |
| Bureau of Indian Affairs and Bureau of Indian Education,<br>Interior  | 2023                      | 014 | 075 | 1536 | 020 | -----                                    | 1,330,670.00  | -----  | 1,242,745.00      | -----   | 87,925.00                       |
|   | 2022                      |     |     |      |     | 8,470.00                                 | -----   | -----  | 7,377.00          | -----   | 1,093.00                        |
|   | 2021                      |     |     |      |     | 797.00                                   | -----   | -----  | 797.00            | -----   | -----                           |
| Education   | 2017-2018                 | 091 | 075 | 1536 | 000 | 16,734,006.22                            | -----   | -16,734,006.22   | -----             | -----   | -----                           |
|   | Subtotal                  |     | 075 | 1536 | 000 | 15,319,931,185.71                        | 15,021,081,099.68   | -270,205,921.58  | 14,952,526,660.66 | 437,925.02  | 15,117,841,778.13               |
| Payments for Foster Care and Permanency, Administration for Children<br>and Families, Health and Human Services<br>Fund Resources:<br>Undisbursed Funds | 2023-2027                 |     | 075 | 1545 | 000 | -----                                    | 1,484,980.00  | -----  | 496,329.10        | -----   | 988,650.90                      |
|   | 2022-2026                 |     |     |      |     | 946,517.52                               | -----   | -----  | 675,261.43        | -----   | 271,256.09                      |
|   | 2021-2024                 |     |     |      |     | 333,118,890.00                           | -----   | -----  | 159,230,432.40    | -----   | 173,888,457.60                  |
|   | 2023                      |     |     |      |     | -----                                    | 10,807,179,309.00   | -----  | 8,443,070,432.32  | -----   | 2,364,108,876.68                |
|   | 2021-2023                 |     |     |      |     | -----                                    | -----   | 55,152,540.00  | 285,641.41        | -----   | 54,866,898.59                   |
|   | 2020-2023                 |     |     |      |     | 273,673,142.43                           | -----   | -----  | 39,411,622.13     | -----   | 234,261,520.30                  |
|   | 2022                      |     |     |      |     | 1,929,818,402.10                         | 106,903,447.00  | -----  | 1,013,987,057.56  | -----   | 1,022,734,791.54                |
|   | 2020-2022                 |     |     |      |     | 3,278,515.97                             | -----   | -----  | 2,801,552.42      | -----   | 476,963.55                      |
|   | 2021                      |     |     |      |     | 755,387,094.59                           | -89,508,211.97  | -55,152,540.00   | 160,498,348.63    | -----   | 450,227,993.99                  |
|   | 2019-2021                 |     |     |      |     | 676,370.06                               | -----   | -----  | 628,210.10        | -----   | 48,159.96                       |
|   | 2020                      |     |     |      |     | 154,624,724.15                           | -177,608.00   | -----  | 31,219,279.20     | -----   | 123,227,836.95                  |
|   | 2018-2020                 |     |     |      |     | 26,350.19                                | -----   | -----  | -----             | -----   | 26,350.19                       |
|   | 2019                      |     |     |      |     | 163,404,581.42                           | -1,248,446.73   | -----  | 110,618,242.39    | -----   | 51,537,892.30                   |
|   | 2017-2019                 |     |     |      |     | 14,915.64                                | -----   | -----  | -----             | -----   | 14,915.64                       |
|   | 2018                      |     |     |      |     | 15,672,709.19                            | -----   | -----  | -164,034,151.75   | 179,706,860.94  | -----                           |
|   | Subtotal                  |     | 075 | 1545 | 000 | 3,630,642,213.26                         | 10,824,633,469.30   | -----  | 9,798,888,257.34  | 179,706,860.94  | 4,476,680,564.28                |
| Child Care Entitlement to States, Administration for Children and<br>Families, Health and Human Services<br>Fund Resources:<br>Undisbursed Funds        | 2023                      |     | 075 | 1550 | 000 | -----                                    | 3,511,346,931.00  | -----  | 2,218,809,895.98  | -----   | 1,292,537,035.02                |
|   | 2022-2023                 |     |     |      |     | -----                                    | -----   | 70,751,123.19  | 11,031,084.34     | -----   | 59,720,038.85                   |
|   | 2021-2023                 |     |     |      |     | -----                                    | -----   | 62,168,632.30  | 3,618,252.35      | -----   | 58,550,379.95                   |
|   | 2022                      |     |     |      |     | 1,358,890,207.37                         | -----   | -70,751,123.19   | 1,006,349,057.92  | -----   | 281,790,026.26                  |
|   | 2021-2022                 |     |     |      |     | 66,925,828.72                            | -----   | -62,168,632.30   | 2,640,017.74      | -----   | 2,117,178.68                    |
|   | 2021                      |     |     |      |     | 290,351,326.40                           | -----   | -----  | 249,635,426.27    | -----   | 40,715,900.13                   |
|   | 2020-2021                 |     |     |      |     | 4,108.10                                 | -----   | -----  | 3,960.78          | -----   | 147.32                          |
|   | 2020                      |     |     |      |     | 101,609,986.53                           | -----   | -----  | 91,837,307.28     | -----   | 9,772,679.25                    |
|   | 2019-2020                 |     |     |      |     | 1,008,132.01                             | -----   | -----  | 922,990.82        | -----   | 85,141.19                       |
|   | 2019                      |     |     |      |     | 10,308,843.28                            | -----   | -----  | 1,826,536.97      | -----   | 8,482,306.31                    |
|   | 2018-2019                 |     |     |      |     | 4,473.79                                 | -----   | -----  | -----             | -----   | 4,473.79                        |
|   | 2018                      |     |     |      |     | 24,818,748.07                            | -----   | -----  | 2,126,446.43      | 22,692,301.64   | -----                           |

Footnotes at End of Chapter

Appropriations, Outlays, and Balances - Continued

| Appropriation or Fund Account<br><br>Title   | Account Symbol            |     |     |             | Balances,<br>Beginning of<br>Fiscal Year | Appropriations<br>and Other<br>Obligational<br>Authority <sup>1</sup> | Transfers<br>Borrowings<br>and<br>Investment<br>(Net) <sup>2</sup> | Outlays<br>(Net) | Balances<br>Withdrawn<br>and Other<br>Transactions <sup>3</sup> | Balances, End<br>of Fiscal Year |
|--|---------------------------|-----|-----|-------------|--|---|--|------------------|---|---------------------------------|
|  | Period of<br>Availability | ATA | AID | MAIN<br>SUB |  |   |  |                  |   |                                 |
| Transfer To:   | 2017-2018                 |     |     |             | 1,572,352.73                             | -----   | -----  | 734,578.50       | 837,774.23  | -----                           |
| Interior, Bureau of Indian Affairs   | 2023                      | 014 | 075 | 1550<br>020 | -----                                    | 38,653,069.00   | -----  | 38,601,531.00    | -----   | 51,538.00                       |
| Subtotal   |                           |     | 075 | 1550<br>000 | 1,855,494,007.00                         | 3,550,000,000.00  | -----  | 3,628,137,086.38 | 23,530,075.87   | 1,753,826,844.75                |
| Temporary Assistance for Needy Families, Administration for Children<br>and Families, Health and Human Services<br>Fund Resources: |                           |     |     |             |  |   |  |                  |   |                                 |
| Undisbursed Funds  | 2023                      |     | 075 | 1552<br>000 | -----                                    | 16,671,157,581.00   | -----  | 9,237,483,650.38 | -----   | 7,433,673,930.62                |
|  | 2022                      |     |     |             | 7,760,616,892.21                         | -----   | -----  | 4,872,111,639.76 | -----   | 2,888,505,252.45                |
|  | 2021                      |     |     |             | 2,887,898,014.16                         | -----   | -----  | 1,623,861,121.66 | -----   | 1,264,036,892.50                |
|  | 2020                      |     |     |             | 812,785,264.16                           | -----   | -----  | 238,885,662.17   | -----   | 573,899,601.99                  |
|  | 2019                      |     |     |             | 542,336,346.31                           | -----   | -----  | 104,421,756.91   | -----   | 437,914,589.40                  |
|  | 2018                      |     |     |             | 522,261,567.67                           | -----   | 251,118.23   | 44,087,701.63    | -----   | <sup>10</sup> 478,424,984.27    |
|  | 2017                      |     |     |             | 283,553,118.25                           | -----   | -----  | 2,112,573.15     | -----   | <sup>11</sup> 281,440,545.10    |
|  | 2016                      |     |     |             | 152,908,857.37                           | -----   | -----  | 84,237,178.68    | -----   | <sup>12</sup> 68,671,678.69     |
|  | 2015                      |     |     |             | 65,471,255.06                            | -----   | -----  | 7,955,575.79     | -----   | <sup>12</sup> 57,515,679.27     |
|  | 2014                      |     |     |             | 78,461,748.69                            | -----   | -----  | 6,787,804.26     | -----   | <sup>12</sup> 71,673,944.43     |
|  | 2013                      |     |     |             | 22,757,101.28                            | -----   | -----  | 186,458.13       | -----   | <sup>10</sup> 22,570,643.15     |
|  | 2012                      |     |     |             | 29,006,011.49                            | -----   | -----  | -86,319.70       | -----   | <sup>10</sup> 29,092,331.19     |
|  | 2011                      |     |     |             | 25,067,327.84                            | -----   | -----  | 18,401.13        | -----   | <sup>10</sup> 25,048,926.71     |
|  | 2010                      |     |     |             | 31,921,271.53                            | -----   | -----  | -338,911.61      | -----   | <sup>10</sup> 32,260,183.14     |
|  | 2009                      |     |     |             | 29,945,735.18                            | -----   | -----  | 182,779.74       | -----   | <sup>10</sup> 29,762,955.44     |
|  | 2008                      |     |     |             | 30,128,615.13                            | -----   | -----  | 186,756.21       | -----   | <sup>10</sup> 29,941,858.92     |
|  | 2007                      |     |     |             | 33,978,171.11                            | -----   | -----  | 1,457,553.59     | -----   | <sup>10</sup> 32,520,617.52     |
|  | 2006                      |     |     |             | 11,212,427.72                            | -----   | -----  | 184,078.28       | -----   | <sup>10</sup> 11,028,349.44     |
|  | 2005-2006                 |     |     |             | 26,531,640.41                            | -----   | -----  | 2,392.82         | -----   | <sup>10</sup> 26,529,247.59     |
|  | 2005                      |     |     |             | 51,580,228.18                            | -----   | -----  | 29,376.73        | -----   | <sup>10</sup> 51,550,851.45     |
|  | 1999-2005                 |     |     |             | 0.01                                     | -----   | -----  | -----            | -----   | <sup>10</sup> 0.01              |
|  | 2004                      |     |     |             | 25,405,692.60                            | -----   | -----  | 27,490.79        | -----   | <sup>10</sup> 25,378,201.81     |
|  | 1999-2004                 |     |     |             | 0.05                                     | -----   | -----  | -----            | -----   | <sup>10</sup> 0.05              |
|  | 2003                      |     |     |             | 191,472.21                               | -----   | -----  | 3,045.42         | -----   | <sup>10</sup> 188,426.79        |
|  | 1999-2003                 |     |     |             | 10,864.88                                | -----   | -----  | -----            | -----   | <sup>10</sup> 10,864.88         |
|  | 2002                      |     |     |             | 55,660.56                                | -----   | -----  | 22,447.00        | -----   | <sup>10</sup> 33,213.56         |
|  | 2001                      |     |     |             | 292,466.29                               | -----   | -----  | -----            | -----   | <sup>10</sup> 292,466.29        |
|  | 1998-2001                 |     |     |             | 79,561.20                                | -----   | -----  | -----            | -----   | <sup>10</sup> 79,561.20         |
|  | 2000                      |     |     |             | 50,986.54                                | -----   | -----  | 998.71           | -----   | <sup>10</sup> 49,987.83         |
|  | 1999                      |     |     |             | 562,734.88                               | -----   | -----  | 5,257.00         | -----   | <sup>10</sup> 557,477.88        |
|  | 1998                      |     |     |             | 81,711,360.34                            | -----   | -----  | -----            | -----   | <sup>10</sup> 81,711,360.34     |
|  | 1997                      |     |     |             | 97,513.00                                | -----   | -----  | -----            | -----   | <sup>10</sup> 97,513.00         |

Footnotes at End of Chapter

## Appropriations, Outlays, and Balances - Continued

| Appropriation or Fund Account<br><br>Title  | Account Symbol            |     |     |      |     | Balances,<br>Beginning of<br>Fiscal Year | Appropriations<br>and Other<br>Obligational<br>Authority <sup>1</sup> | Transfers<br>Borrowings<br>and<br>Investment<br>(Net) <sup>2</sup> | Outlays<br>(Net)  | Balances<br>Withdrawn<br>and Other<br>Transactions <sup>3</sup> | Balances, End<br>of Fiscal Year |
|---|---------------------------|-----|-----|------|-----|--|---|--|-------------------|---|---------------------------------|
|   | Period of<br>Availability | ATA | AID | MAIN | SUB |  |   |  |                   |   |                                 |
| Transfer To:  | No Year                   |     |     |      |     | 218,240,495.02                           | -956,859.97   | -----  | 174,714,047.29    | -----   | 42,569,587.76                   |
| Census, Commerce  | 2023                      | 013 | 075 | 1552 | 000 | -----                                    | 10,000,000.00   | -----  | 7,742,334.97      | -----   | 2,257,665.03                    |
|   | 2022                      |     |     |      |     | 724,689.74                               | -----   | -----  | 613,006.97        | -----   | 111,682.77                      |
|   | 2021                      |     |     |      |     | 300,464.20                               | -----   | -----  | -----             | -----   | 300,464.20                      |
|   | 2020                      |     |     |      |     | 1,179,959.30                             | -----   | -----  | -248.98           | -----   | 1,180,208.28                    |
|   | 2019                      |     |     |      |     | 2,289,722.72                             | -----   | -----  | -----             | -----   | 2,289,722.72                    |
|   | 2018                      |     |     |      |     | 251,118.23                               | -----   | -251,118.23  | -----             | -----   | -----                           |
| Interior, Bureau of Indian Affairs  | 2023                      | 014 | 075 | 1552 | 020 | -----                                    | 57,054,864.00   | -----  | 54,800,747.00     | -----   | 2,254,117.00                    |
|   | 2022                      |     |     |      |     | 674,317.00                               | -----   | -----  | 674,317.00        | -----   | -----                           |
|   | Subtotal                  |     | 075 | 1552 | 000 | 13,730,540,672.52                        | 16,737,255,585.03   | -----  | 16,462,370,672.88 | -----   | 14,005,425,584.67               |
| Children's Research and Technical Assistance, Administration for<br>Children and Families, Health and Human Services<br>Fund Resources: |                           |     |     |      |     |  |   |  |                   |   |                                 |
| Undisbursed Funds   | No Year                   |     | 075 | 1553 | 000 | 17,784,517.54                            | 34,846,334.00   | -----  | 38,583,055.36     | -----   | 14,047,796.18                   |
| Total, Administration for Children and Families   |                           |     |     |      |     | 82,289,449,798.14                        | 78,363,684,304.86   | -401,303,070.20  | 88,743,797,220.28 | 256,551,781.45  | 71,251,482,031.07               |
| <b>Administration for Community Living</b>  |                           |     |     |      |     |  |   |  |                   |   |                                 |
| <b>General Fund Accounts</b>  |                           |     |     |      |     |  |   |  |                   |   |                                 |
| Aging and Disability Services Programs, Administration on Aging,<br>Health and Human Services<br>Fund Resources:                        |                           |     |     |      |     |  |   |  |                   |   |                                 |
| Undisbursed Funds   | 2021-2025                 |     | 075 | 0142 | 000 | 9,007,921.07                             | -----   | -----  | 1,963,950.48      | -----   | 7,043,970.59                    |
|   | 2023-2024                 |     |     |      |     | -----                                    | 15,000,000.00   | -----  | 5,995,812.01      | -----   | 9,004,187.99                    |
|   | 2023                      |     |     |      |     | -----                                    | 2,480,352,435.00  | -----  | 943,205,952.29    | -----   | 1,537,146,482.71                |
|   | 2022-2023                 |     |     |      |     | -5,081,732.02                            | -----   | -----  | 19,437,210.80     | -----   | <sup>6</sup> -24,518,942.82     |
|   | 2022                      |     |     |      |     | 1,428,145,542.20                         | -----   | -----  | 1,116,555,244.47  | -----   | 311,590,297.73                  |
|   | 2021-2022                 |     |     |      |     | -17,151,728.88                           | -----   | -----  | 2,021,153.46      | -----   | <sup>6</sup> -19,172,882.34     |
|   | 2021                      |     |     |      |     | 416,754,994.47                           | -----   | -----  | 315,757,934.06    | -----   | 100,997,060.41                  |
|   | 2020-2021                 |     |     |      |     | 67,950,504.60                            | -----   | -----  | 35,426,204.80     | -----   | 32,524,299.80                   |
|   | 2020                      |     |     |      |     | 87,649,939.41                            | -----   | -----  | 72,469,842.76     | -----   | 15,180,096.65                   |
|   | 2019                      |     |     |      |     | 20,456,303.55                            | -----   | -----  | 8,280,529.76      | -----   | 12,175,773.79                   |
|   | 2018                      |     |     |      |     | 22,275,800.52                            | -----   | -19,913,314.27   | 1,303,058.35      | 1,059,427.90  | -----                           |
|   | No Year                   |     |     |      |     | 1,439,285,942.30                         | 27,700,000.00   | -----  | 490,082,070.62    | -----   | 976,903,871.68                  |
|   | Subtotal                  |     | 075 | 0142 | 000 | 3,469,293,487.22                         | 2,523,052,435.00  | -19,913,314.27   | 3,012,498,963.86  | 1,059,427.90  | 2,958,874,216.19                |
| Total, Administration for Community Living  |                           |     |     |      |     | 3,469,293,487.22                         | 2,523,052,435.00  | -19,913,314.27   | 3,012,498,963.86  | 1,059,427.90  | 2,958,874,216.19                |
| <b>Departmental Management</b>  |                           |     |     |      |     |  |   |  |                   |   |                                 |
| <b>General Fund Accounts</b>  |                           |     |     |      |     |  |   |  |                   |   |                                 |

Footnotes at End of Chapter

Appropriations, Outlays, and Balances - Continued

| Appropriation or Fund Account<br><br>Title  | Account Symbol            |     |     |      | Balances,<br>Beginning of<br>Fiscal Year | Appropriations<br>and Other<br>Obligational<br>Authority <sup>1</sup> | Transfers<br>Borrowings<br>and<br>Investment<br>(Net) <sup>2</sup> | Outlays<br>(Net) | Balances<br>Withdrawn<br>and Other<br>Transactions <sup>3</sup> | Balances, End<br>of Fiscal Year |                  |
|---|---------------------------|-----|-----|------|--|---|--|------------------|---|---------------------------------|------------------|
|   | Period of<br>Availability | ATA | AID | MAIN |  |   |  |                  |   |                                 | SUB              |
| Prevention and Public Health Fund, Departmental Management, Health and Human Services<br>Fund Resources:<br>Undisbursed Funds           | No Year                   |     | 075 | 0116 | 000                                      | 4,000,290.50  | -----  | 2,417,907.97     | -----   | -----                           | 6,418,198.47     |
| Pregnancy Assistance Fund, Departmental Management, Health and Human Services<br>Fund Resources:<br>Undisbursed Funds                   | 2019                      |     | 075 | 0117 | 000                                      | 2,764,801.06  | -----  | -----            | -----   | -----                           | 2,764,801.06     |
|   | 2018                      |     |     |      |  | 406,194.67  | -----  | -----            | -----   | 406,194.67                      | -----            |
|   | Subtotal                  |     | 075 | 0117 | 000                                      | 3,170,995.73  | -----  | -----            | -----   | 406,194.67                      | 2,764,801.06     |
| Health Insurance Reform Implementation Fund, Departmental Management, Health and Human Services<br>Fund Resources:<br>Undisbursed Funds | No Year                   |     | 075 | 0119 | 000                                      | 17,803,397.10   | -----  | -----            | 5,873,735.28  | -----                           | 11,929,661.82    |
| General Departmental Management, Departmental Management, Health and Human Services<br>Fund Resources:<br>Undisbursed Funds             | 2023                      |     | 075 | 0120 | 000                                      | -----   | 537,144,000.00   | -----            | 259,239,752.72  | -----                           | 277,904,247.28   |
|   | 2022                      |     |     |      |  | 208,015,413.01  | -----  | -----            | 153,105,575.81  | -----                           | 54,909,837.20    |
|   | 2021                      |     |     |      |  | 56,163,226.61   | -----  | -----            | 41,993,097.50   | -----                           | 14,170,129.11    |
|   | 2020                      |     |     |      |  | 36,977,943.34   | -----  | -----            | 7,781,810.85  | -----                           | 29,196,132.49    |
|   | 2019                      |     |     |      |  | 34,371,912.17   | -----  | -----            | 2,498,945.07  | -----                           | 31,872,967.10    |
|   | 2018                      |     |     |      |  | 18,799,877.41   | -----  | -17,864,255.74   | -2,655,794.00   | 3,591,415.67                    | -----            |
|   | No Year                   |     |     |      |  | 9,898,415.35  | -----  | -----            | -1,386,947.88   | -----                           | 11,285,363.23    |
|   | Subtotal                  |     | 075 | 0120 | 000                                      | 364,226,787.89  | 537,144,000.00   | -17,864,255.74   | 460,576,440.07  | 3,591,415.67                    | 419,338,676.41   |
| Nonrecurring Expense Fund, Office of the Secretary, Health and Human Services<br>Fund Resources:<br>Undisbursed Funds                   | No Year                   |     | 075 | 0125 | 000                                      | 926,098,272.04  | -----  | 1,021,049,078.45 | 81,146,728.33   | <sup>4</sup> 650,000,000.00     | 1,216,000,622.16 |
| Transfer To:  |                           |     |     |      |  |   |  |                  |   |                                 |                  |
| Centers for Medicare and Medicaid Services, Health and Human Services   | No Year                   | 075 | 075 | 0125 | 005                                      | 26,607,911.92   | -----  | 50,627,686.16    | -124,648.01   | -----                           | 77,360,246.09    |
| Food and Drug Administration, Health and Human Services   | No Year                   | 075 | 075 | 0125 | 006                                      | 257,962,122.22  | -----  | 109,070,000.00   | 9,288,034.43  | -----                           | 357,744,087.79   |
| National Institutes of Health, Health and Human Services  | No Year                   | 075 | 075 | 0125 | 008                                      | 448,893,813.70  | -----  | 59,664,620.53    | 62,571,181.34   | -----                           | 445,987,252.89   |
| Centers for Disease Control and Prevention, Health and Human Services   | No Year                   | 075 | 075 | 0125 | 009                                      | 363,043,478.38  | -----  | 35,000,000.00    | 71,599,135.61   | -----                           | 326,444,342.77   |
| Indian Health Services, Health and Human Services   | No Year                   | 075 | 075 | 0125 | 010                                      | 435,036,339.30  | -----  | 114,788,000.00   | 67,675,564.15   | -----                           | 482,148,775.15   |
|   | Subtotal                  |     | 075 | 0125 | 000                                      | 2,457,641,937.56  | -----  | 1,390,199,385.14 | 292,155,995.85  | 650,000,000.00                  | 2,905,685,326.85 |
| No Surprises Act Implementation Fund<br>Fund Resources:<br>Undisbursed Funds  | 2021-2024                 |     | 075 | 0127 | 000                                      | 294,688,428.00  | -----  | -132,163,338.00  | 2,012,277.11  | -----                           | 160,512,812.89   |
| Transfer To:  |                           |     |     |      |  |   |  |                  |   |                                 |                  |
| No Surprises Act Implementation Fund  | 2021-2024                 | 016 | 075 | 0127 | 000                                      | 7,504,742.36  | -----  | 33,085,412.00    | 30,298,511.12   | -----                           | 10,291,643.24    |

Footnotes at End of Chapter



## Appropriations, Outlays, and Balances - Continued

| Appropriation or Fund Account<br><br>Title  | Account Symbol            |     |     |      |     | Balances,<br>Beginning of<br>Fiscal Year | Appropriations<br>and Other<br>Obligational<br>Authority <sup>1</sup> | Transfers<br>Borrowings<br>and<br>Investment<br>(Net) <sup>2</sup> | Outlays<br>(Net) | Balances<br>Withdrawn<br>and Other<br>Transactions <sup>3</sup> | Balances, End<br>of Fiscal Year |
|---|---------------------------|-----|-----|------|-----|--|---|--|------------------|---|---------------------------------|
|   | Period of<br>Availability | ATA | AID | MAIN | SUB |  |   |  |                  |   |                                 |
| No Surprises Act Implementation Fund  | 2021-2024                 | 020 | 075 | 0127 | 009 | 198,833.00                               | -----   | 36,167.00  | 143,885.00       | -----   | 91,115.00                       |
| No Surprises Act Implementation Fund-CMS  | 2021-2024                 | 075 | 075 | 0127 | 005 | 98,678,259.45                            | -----   | 99,041,759.00  | 96,583,869.90    | -----   | 101,136,148.55                  |
| Subtotal  |                           |     | 075 | 0127 | 000 | 401,070,262.81                           | -----   | -----  | 129,038,543.13   | -----   | 272,031,719.68                  |
| Office of the National Coordinator for Health Information Technology,<br>Departmental Management, Health and Human Services<br>Fund Resources:                |                           |     |     |      |     |  |   |  |                  |   |                                 |
| Undisbursed Funds   | 2023                      |     | 075 | 0130 | 000 | -----                                    | -----   | -----  | 31,860,038.44    | -----   | <sup>6</sup> -31,860,038.44     |
|   | 2022                      |     |     |      |     | -19,159,415.78                           | -----   | -----  | 4,093,477.52     | -----   | <sup>6</sup> -23,252,893.30     |
|   | 2021                      |     |     |      |     | 5,403,793.63                             | -----   | -----  | 2,096,401.52     | -----   | 3,307,392.11                    |
|   | 2020                      |     |     |      |     | 2,483,126.42                             | -----   | -----  | 954,021.01       | -----   | 1,529,105.41                    |
|   | 2019                      |     |     |      |     | 2,906,781.64                             | -----   | -----  | 68,331.44        | -----   | 2,838,450.20                    |
|   | 2018                      |     |     |      |     | 1,336,663.88                             | -----   | -1,330,880.25  | 5,783.63         | -----   | -----                           |
| Subtotal  |                           |     | 075 | 0130 | 000 | -7,029,050.21                            | -----   | -1,330,880.25  | 39,078,053.56    | -----   | -47,437,984.02                  |
| Office of the National Coordinator for Health Information Technology -<br>Recovery Act, Office of the Secretary, Health and Human Services<br>Fund Resources: |                           |     |     |      |     |  |   |  |                  |   |                                 |
| Undisbursed Funds   | No Year                   |     | 075 | 0131 | 000 | 20,414,861.65                            | -----   | -----  | -----            | -----   | 20,414,861.65                   |
| Office for Civil Rights, Departmental Management, Health and Human<br>Services<br>Fund Resources:   |                           |     |     |      |     |  |   |  |                  |   |                                 |
| Undisbursed Funds   | 2023                      |     | 075 | 0135 | 000 | -----                                    | 39,798,000.00   | -----  | 33,968,813.36    | -----   | 5,829,186.64                    |
|   | 2022                      |     |     |      |     | 5,596,621.44                             | -----   | -----  | 4,012,489.70     | -----   | 1,584,131.74                    |
|   | 2021                      |     |     |      |     | 1,739,271.73                             | -----   | -----  | 955,786.17       | -----   | 783,485.56                      |
|   | 2020                      |     |     |      |     | 262,999.01                               | -----   | -----  | 141,442.94       | -----   | 121,556.07                      |
|   | 2019                      |     |     |      |     | 2,308.75                                 | -----   | -----  | -----            | -----   | 2,308.75                        |
|   | 2018                      |     |     |      |     | 183,950.03                               | -----   | -183,122.22  | 827.81           | -----   | -----                           |
|   | No Year                   |     |     |      |     | 48,100,067.17                            | -----   | -----  | 13,285,891.90    | -----   | 34,814,175.27                   |
| Subtotal  |                           |     | 075 | 0135 | 000 | 55,885,218.13                            | 39,798,000.00   | -183,122.22  | 52,365,251.88    | -----   | 43,134,844.03                   |
| Office of Medicare Hearings and Appeals, Office of the Secretary,<br>Health and Human Services<br>Fund Resources:   |                           |     |     |      |     |  |   |  |                  |   |                                 |
| Undisbursed Funds   | 2023-2024                 |     | 075 | 0139 | 000 | -----                                    | -----   | -----  | 4,182,222.18     | -----   | <sup>6</sup> -4,182,222.18      |
|   | 2022-2023                 |     |     |      |     | -2,300,241.42                            | -----   | -----  | -2,426,635.70    | -----   | 126,394.28                      |
|   | 2021-2022                 |     |     |      |     | -3,079,003.81                            | -----   | -----  | -2,659,931.60    | -----   | <sup>6</sup> -419,072.21        |
|   | 2020-2021                 |     |     |      |     | -47,992.92                               | -----   | -----  | -339,520.93      | -----   | 291,528.01                      |
|   | 2019-2020                 |     |     |      |     | 1,069,586.21                             | -----   | -----  | 2,874,190.26     | -----   | <sup>6</sup> -1,804,604.05      |
|   | 2018-2019                 |     |     |      |     | -127,975.77                              | -----   | -----  | -3,290,326.29    | -----   | 3,162,350.52                    |
| Subtotal  |                           |     | 075 | 0139 | 000 | -4,485,627.71                            | -----   | -----  | -1,660,002.08    | -----   | -2,825,625.63                   |
| Public Health and Social Services Emergency Fund, Office of the   |                           |     |     |      |     |  |   |  |                  |   |                                 |

Footnotes at End of Chapter

Appropriations, Outlays, and Balances - Continued

| Appropriation or Fund Account<br><br>Title  | Account Symbol            |     |     |      | Balances,<br>Beginning of<br>Fiscal Year | Appropriations<br>and Other<br>Obligational<br>Authority <sup>1</sup> | Transfers<br>Borrowings<br>and<br>Investment<br>(Net) <sup>2</sup> | Outlays<br>(Net) | Balances<br>Withdrawn<br>and Other<br>Transactions <sup>3</sup> | Balances, End<br>of Fiscal Year |
|---|---------------------------|-----|-----|------|--|---|--|------------------|---|---------------------------------|
|   | Period of<br>Availability | ATA | AID | MAIN |  |   |  |                  |   |                                 |
| Secretary, Health and Human Services<br>Fund Resources:   |                           |     |     |      |  |   |  |                  |   |                                 |
| Undisbursed Funds   | 2023-2025                 |     | 075 | 0140 | 000                                      | 5,000,000.00  |  | 2,306,863.23     |   | 2,693,136.77                    |
|   | 2023-2024                 |     |     |      |  | 1,049,400,000.00  |  | 184,499,338.91   |   | 864,900,661.09                  |
|   | 2022-2024                 |     |     |      |  | 2,536,231.43  |  | -261,630.18      |   | 2,797,861.61                    |
|   | 2021-2024                 |     |     |      |  | 8,835,571,117.93  | -129,288,166.06  | -2,000,000.00    | 5,845,154,152.56  | 2,859,128,799.31                |
|   | 2020-2024                 |     |     |      |  | 8,184,026,997.44  | -228,899,733.57  | -5,203,590.98    | 2,006,963,139.93  | 5,942,960,532.96                |
|   | 2023                      |     |     |      |  |   | 652,569,000.00   |                  | 271,713,468.91  | 380,855,531.09                  |
|   | 2022-2023                 |     |     |      |  | 591,294,417.10  |  | 243,299,575.86   |   | 347,994,841.24                  |
|   | 2021-2023                 |     |     |      |  | 1,695,526.75  |  | 245,853.57       |   | 1,449,673.18                    |
|   | 2022                      |     |     |      |  | 277,630,696.02  |  | 212,586,144.94   |   | 65,044,551.08                   |
|   | 2021-2022                 |     |     |      |  | 15,190,683,877.49   |  | 3,697,590,617.22 |   | 11,493,093,260.27               |
|   | 2020-2022                 |     |     |      |  | 1,486,107.56  |  | -2,853,584.91    |   | 4,339,692.47                    |
|   | 2021                      |     |     |      |  | 45,871,991.37   |  | 14,912,587.20    |   | 30,959,404.17                   |
|   | 2020-2021                 |     |     |      |  | 141,805,481.88  |  | 84,753,654.12    |   | 57,051,827.76                   |
|   | 2019-2021                 |     |     |      |  | 462,586.53  |  | -875.00          |   | 463,461.53                      |
|   | 2020                      |     |     |      |  | 26,817,787.11   |  | -3,555,686.91    |   | 30,373,474.02                   |
|   | 2019-2020                 |     |     |      |  | 70,496,032.25   |  | 25,161,621.96    |   | 45,334,410.29                   |
|   | 2018-2020                 |     |     |      |  | 13,653,973.57   |  | 463,292.48       |   | 13,190,681.09                   |
|   | 2019                      |     |     |      |  | 3,529,710.16  |  | -14,579,456.68   |   | 18,109,166.84                   |
|   | 2018-2019                 |     |     |      |  | 122,326,543.69  |  | 33,309,490.96    |   | 89,017,052.73                   |
|   | 2017-2019                 |     |     |      |  | 639,051.94  |  | 148.95           |   | 638,902.99                      |
|   | 2015-2019                 |     |     |      |  | 53,146,010.26   |  | 13,048,188.38    |   | 40,097,821.88                   |
|   | 2018                      |     |     |      |  | -51,922,724.84  |  | -66,199,192.34   |   |                                 |
|   | 2017-2018                 |     |     |      |  | 61,049,754.97   |  | -55,882,110.72   | 1.00  |                                 |
|   | 2016-2018                 |     |     |      |  | 1,878,633.23  |  | -585,836.56      |   |                                 |
|   | No Year                   |     |     |      |  | 52,487,172,384.43   | -5,990,111,893.48  | 29,144,457.63    | 15,181,390,239.59   | 31,344,814,708.99               |
| Transfer To:  |                           |     |     |      |  |   |  |                  |   |                                 |
| Social Security Administration  | No Year                   | 028 | 075 | 0140 | 000                                      | 14,547.14   |  |                  |   | 14,547.14                       |
|   | Subtotal                  |     | 075 | 0140 | 000                                      | 86,061,866,735.41   | -4,641,330,793.11  | -48,803,548.13   | 27,736,408,392.67   | 53,635,324,000.50               |
| Transfers from the Patient-Centered Outcome Research Trust Fund,<br>Departmental Management, Health and Human Services<br>Fund Resources: |                           |     |     |      |  |   |  |                  |   |                                 |
| Undisbursed Funds   | No Year                   |     | 075 | 0145 | 000                                      | 78,897,029.78   | -111,069,542.41  | 727,311.82       | -117,992,451.52   | 86,547,250.71                   |
| Transfer To:  |                           |     |     |      |  |   |  |                  |   |                                 |
| Agency for Healthcare Research and Quality, Health and<br>Human Services  | No Year                   | 075 | 075 | 0145 | 033                                      | 397,085,952.93  | 111,069,542.41   | -727,311.82      | 43,890,044.68   | 463,538,138.84                  |
|   | Subtotal                  |     | 075 | 0145 | 000                                      | 475,982,982.71  |  |                  | -74,102,406.84  | 550,085,389.55                  |

Footnotes at End of Chapter

## Appropriations, Outlays, and Balances - Continued

| Appropriation or Fund Account<br><br>Title  | Account Symbol            |     |     |      | Balances,<br>Beginning of<br>Fiscal Year | Appropriations<br>and Other<br>Obligational<br>Authority <sup>1</sup> | Transfers<br>Borrowings<br>and<br>Investment<br>(Net) <sup>2</sup> | Outlays<br>(Net)  | Balances<br>Withdrawn<br>and Other<br>Transactions <sup>3</sup> | Balances, End<br>of Fiscal Year |                         |
|---|---------------------------|-----|-----|------|--|---|--|-------------------|---|---------------------------------|-------------------------|
|   | Period of<br>Availability | ATA | AID | MAIN |  |   |  |                   |   |                                 | SUB                     |
| Defense Production Act Medical Supplies Enhancement, Departmental Management, Health and Human Services<br>Fund Resources:  |                           |     |     |      |  |   |  |                   |   |                                 |                         |
| Undisbursed Funds   | 2021-2025                 |     | 075 | 0150 | 000                                      | 7,883,651,073.29  | -514,860,875.68  | 1,221,758,508.88  | 5,866,671,466.01  | -----                           | 2,723,877,240.48        |
| Transfer To:  |                           |     |     |      |  |   |  |                   |   |                                 |                         |
| Defense Production Act Medical Supplies Enhancement   | 2021-2025                 | 021 | 075 | 0150 | 000                                      | 1,820,870,078.48  | -----  | -1,221,758,508.88 | 330,479,281.41  | -----                           | 268,632,288.19          |
|   | Subtotal                  |     | 075 | 0150 | 000                                      | 9,704,521,151.77  | -514,860,875.68  | -----             | 6,197,150,747.42  | -----                           | 2,992,509,528.67        |
| <b>Consolidated Working Funds</b>   |                           |     |     |      |  |   |  |                   |   |                                 |                         |
| Section 241 Transactions Account, Office of the Secretary, Health and Human Services<br>Fund Resources:   |                           |     |     |      |  |   |  |                   |   |                                 |                         |
| Undisbursed Funds   | 2021                      |     | 075 | 3902 | 000                                      | 506,564.68  | -----  | -----             | 506,564.68  | -----                           | -----                   |
|   | 2020                      |     |     |      |  | 1,652,654.26  | -----  | -----             | 1,652,654.26  | -----                           | -----                   |
|   | 2019                      |     |     |      |  | 364,077.38  | -----  | -----             | 394,558.95  | -----                           | <sup>6</sup> -30,481.57 |
|   | 2018                      |     |     |      |  | 40,881.37   | -----  | -----             | 40,881.37   | -----                           | -----                   |
|   | Subtotal                  |     | 075 | 3902 | 000                                      | 2,564,177.69  | -----  | -----             | 2,594,659.26  | -----                           | -30,481.57              |
| Total, Departmental Management  |                           |     |     |      |  | 99,557,634,121.03   | -4,579,249,668.79  | 1,324,435,486.77  | 34,839,479,410.20   | 653,997,611.34                  | 60,809,342,917.47       |
| <b>Program Support Center</b>   |                           |     |     |      |  |   |  |                   |   |                                 |                         |
| <b>General Fund Accounts</b>  |                           |     |     |      |  |   |  |                   |   |                                 |                         |
| HHS Accrual Contribution to the Uniformed Services Retiree Health Care Fund, Office of the Assistant Secretary for Health, Health and Human Services<br>Fund Resources: |                           |     |     |      |  |   |  |                   |   |                                 |                         |
| Undisbursed Funds   | 2023                      |     | 075 | 0170 | 000                                      | -----   | 33,658,926.00  | -----             | 33,658,926.00   | -----                           | -----                   |
|   | 2021                      |     |     |      |  | -----   | -----  | -----             | -25,000.00  | -----                           | 25,000.00               |
|   | Subtotal                  |     | 075 | 0170 | 000                                      | - 0 -   | 33,658,926.00  | -----             | 33,633,926.00   | -----                           | 25,000.00               |
| Retirement Pay and Medical Benefits for Commissioned Officers, Office of the Assistant Secretary for Health, Health and Human Services<br>Fund Resources:               |                           |     |     |      |  |   |  |                   |   |                                 |                         |
| Undisbursed Funds   | 2023                      |     | 075 | 0379 | 000                                      | -----   | 795,402,259.18   | -----             | 757,092,187.06  | -----                           | 38,310,072.12           |
|   | 2022                      |     |     |      |  | 62,203,431.37   | -----  | -----             | 25,380,317.05   | -----                           | 36,823,114.32           |
|   | 2021                      |     |     |      |  | 9,820,028.34  | -----  | -----             | 1,244.27  | -----                           | 9,818,784.07            |
|   | 2020                      |     |     |      |  | 3,208,147.33  | -----  | -----             | -9,110.64   | -----                           | 3,217,257.97            |
|   | 2019                      |     |     |      |  | 4,608,376.60  | -----  | -----             | 4,705.88  | -----                           | 4,603,670.72            |
|   | 2018                      |     |     |      |  | 3,540,837.35  | -----  | -----             | 24,799.60   | 3,516,037.75                    | -----                   |
|   | Subtotal                  |     | 075 | 0379 | 000                                      | 83,380,820.99   | 795,402,259.18   | -----             | 782,494,143.22  | 3,516,037.75                    | 92,772,899.20           |
| Scientific Activities Overseas, Special Foreign Currency Program, Assistant Secretary for Health, Health and Human Services<br>Fund Resources:                          |                           |     |     |      |  |   |  |                   |   |                                 |                         |
| Undisbursed Funds   | No Year                   |     | 075 | 1102 | 000                                      | 968,170.18  | -----  | -----             | -----   | -----                           | 968,170.18              |

Footnotes at End of Chapter

Appropriations, Outlays, and Balances - Continued

| Appropriation or Fund Account<br><br>Title   | Account Symbol            |     |     |      | Balances,<br>Beginning of<br>Fiscal Year | Appropriations<br>and Other<br>Obligational<br>Authority <sup>1</sup> | Transfers<br>Borrowings<br>and<br>Investment<br>(Net) <sup>2</sup> | Outlays<br>(Net) | Balances<br>Withdrawn<br>and Other<br>Transactions <sup>3</sup> | Balances, End<br>of Fiscal Year |
|--|---------------------------|-----|-----|------|--|---|--|------------------|---|---------------------------------|
|  | Period of<br>Availability | ATA | AID | MAIN |  |   |  |                  |   |                                 |
| Public Health Emergency Fund, Public Health Services, Office of<br>Assistant Secretary for Health, Health and Human Services<br>Fund Resources:<br>Undisbursed Funds | No Year                   |     | 075 | 1104 | 000                                      | 56,507.52   | -----  | -----            | -----   | 56,507.52                       |
| <b>Special Fund Accounts</b>   |                           |     |     |      |  |   |  |                  |   |                                 |
| Debt Collection Fund, Office of the Secretary, Health and Human<br>Services<br>Fund Resources:<br>Undisbursed Funds  | No Year                   |     | 075 | 5745 | 000                                      | 11,418,669.71   | -----  | -----            | -1,654,322.24   | 13,072,991.95                   |
| <b>Intragovernmental Funds</b>   |                           |     |     |      |  |   |  |                  |   |                                 |
| HHS Service and Supply Fund, Program Support Center, Health and Human<br>Services<br>Fund Resources:<br>Undisbursed Funds  | No Year                   |     | 075 | 4552 | 001                                      | 668,623,848.77  | -----  | -----            | 40,629,950.31   | 627,993,898.46                  |
| <b>Trust Fund Accounts</b>   |                           |     |     |      |  |   |  |                  |   |                                 |
| Contributions, Indian Health Facilities, Indian Health Services,<br>Health and Human Services<br>Fund Resources:<br>Undisbursed Funds                                | No Year                   |     | 075 | 8073 | 000                                      | 66,663,054.21   | 2,069,987.00   | -----            | 18,485,814.57   | 50,247,226.64                   |
| National Institutes of Health Unconditional Gift Fund, Health and<br>Human Services<br>Fund Resources:<br>Undisbursed Funds  | No Year                   |     | 075 | 8248 | 000                                      | 30,300,254.20   | 3,378,452.80   | -2,483,267.26    | 2,556,055.86  | 28,639,383.88                   |
| Unrealized Discount on Investments   |                           |     |     |      |  | -233,434.46   | -----  | -237,411.89      | -----   | -470,846.35                     |
| Investments in US Treasury Securities  |                           |     |     |      |  | 27,718,281.02   | -----  | 2,720,679.15     | -----   | 30,438,960.17                   |
| Subtotal   |                           |     | 075 | 8248 | 000                                      | 57,785,100.76   | 3,378,452.80   | -----            | 2,556,055.86  | 58,607,497.70                   |
| Unconditional Gift Fund, Health Resources and Services Administration,<br>Health and Human Services<br>Fund Resources:<br>Undisbursed Funds                          | No Year                   |     | 075 | 8249 | 000                                      | 147,757.52  | -----  | -----            | -----   | 147,757.52                      |
| Gifts and Donations, Centers for Disease Control, Health and Human<br>Services<br>Fund Resources:<br>Undisbursed Funds   | No Year                   |     | 075 | 8250 | 000                                      | 38,559,407.23   | 12,046,439.71  | -----            | 18,165,254.72   | 32,440,592.22                   |
| National Institutes of Health Conditional Gift Fund, Health and Human<br>Services<br>Fund Resources:<br>Undisbursed Funds  | No Year                   |     | 075 | 8253 | 000                                      | 151,139,829.16  | 46,210,874.00  | 660,685.21       | 45,940,480.38   | 152,070,907.99                  |
| Unrealized Discount on Investments   |                           |     |     |      |  | -11,659.81  | -----  | -2,480.50        | -----   | -14,140.31                      |
| Investments in US Treasury Securities  |                           |     |     |      |  | 1,207,957.17  | -----  | -658,204.71      | -----   | 549,752.46                      |
| Subtotal   |                           |     | 075 | 8253 | 000                                      | 152,336,126.52  | 46,210,874.00  | -----            | 45,940,480.38   | 152,606,520.14                  |

Footnotes at End of Chapter

## Appropriations, Outlays, and Balances - Continued

| Appropriation or Fund Account<br><br>Title   | Account Symbol            |     |     |      | Balances,<br>Beginning of<br>Fiscal Year | Appropriations<br>and Other<br>Obligational<br>Authority <sup>1</sup> | Transfers<br>Borrowings<br>and<br>Investment<br>(Net) <sup>2</sup> | Outlays<br>(Net) | Balances<br>Withdrawn<br>and Other<br>Transactions <sup>3</sup> | Balances, End<br>of Fiscal Year |                          |
|--|---------------------------|-----|-----|------|--|---|--|------------------|---|---------------------------------|--------------------------|
|  | Period of<br>Availability | ATA | AID | MAIN |  |   |  |                  |   |                                 | SUB                      |
| Conditional Gift Fund, Health Resources and Services Administration,<br>Health and Human Services<br>Fund Resources:<br>Undisbursed Funds  | No Year                   |     | 075 | 8254 | 000                                      | 3,619,224.71  | 7,560.67   | -----            | 8,874.50  | -----                           | 3,617,910.88             |
| Administration on Aging Gift Fund, Health and Human Services<br>Fund Resources:<br>Undisbursed Funds                                       | No Year                   |     | 075 | 8510 | 000                                      | 447,967.35  | -----  | -----            | -----   | -----                           | 447,967.35               |
| Indian Health Service Gift Fund, Health and Human Services<br>Fund Resources:<br>Undisbursed Funds   | No Year                   |     | 075 | 8511 | 000                                      | 1,089,805.20  | 79,370.00  | -----            | 87,431.29   | -----                           | 1,081,743.91             |
| Agency for Healthcare Research and Quality Gift Fund, Health and Human<br>Services<br>Fund Resources:<br>Undisbursed Funds                 | No Year                   |     | 075 | 8512 | 000                                      | 231,057.14  | -----  | -----            | -----   | -----                           | 231,057.14               |
| Substance Abuse and Mental Health Administration Gift Fund, Health and<br>Human Services<br>Fund Resources:<br>Undisbursed Funds           | No Year                   |     | 075 | 8513 | 000                                      | 492,949.71  | -----  | -----            | -----   | -----                           | 492,949.71               |
| Office of the Secretary Gift Fund, Health and Human Services<br>Fund Resources:<br>Undisbursed Funds                                       | No Year                   |     | 075 | 8514 | 000                                      | 2,613,053.80  | 2,000,000.00   | -----            | 2,216,117.23  | -----                           | 2,396,936.57             |
| Patients' Benefit Fund, National Institutes of Health, Health and<br>Human Services<br>Fund Resources:<br>Undisbursed Funds                | No Year                   |     | 075 | 8888 | 000                                      | 97,463.96   | 315,909.74   | -8,638.05        | 18,025.00   | -----                           | 386,710.65               |
| Unrealized Discount on Investments   |                           |     |     |      |  | -5,258.99   | -----  | -4,790.53        | -----   | -----                           | -10,049.52               |
| Investments in US Treasury Securities  |                           |     |     |      |  | 367,658.06  | -----  | 13,428.58        | -----   | -----                           | 381,086.64               |
| Subtotal   |                           |     | 075 | 8888 | 000                                      | 459,863.03  | 315,909.74   | 0.00             | 18,025.00   | -----                           | 757,747.77               |
| Patients' Benefit Fund, Health Resources and Services Administration,<br>Health and Human Services<br>Fund Resources:<br>Undisbursed Funds | No Year                   |     | 075 | 8889 | 000                                      | 373,542.89  | 1,689.00   | -----            | -1,245.48   | -----                           | 376,477.37               |
| Total, Program Support Center  |                           |     |     |      |  | 1,089,266,927.24  | 895,171,468.10   | 0.00             | 942,580,505.36  | 3,516,037.75                    | 1,038,341,852.23         |
| <b>Office of the Inspector General</b>   |                           |     |     |      |  |   |  |                  |   |                                 |                          |
| <b>General Fund Accounts</b>   |                           |     |     |      |  |   |  |                  |   |                                 |                          |
| Office of the Inspector General, Office of the Secretary, Health and<br>Human Services<br>Fund Resources:<br>Undisbursed Funds             | 2023-2024                 |     | 075 | 0128 | 000                                      | -----   | -----  | -----            | -652,697.53   | -----                           | 652,697.53               |
|  | 2023                      |     |     |      |  | -----   | 93,500,000.00  | -----            | 75,999,208.02   | -----                           | 17,500,791.98            |
|  | 2022-2023                 |     |     |      |  | -7,630,845.24   | -----  | -----            | -7,492,833.51   | -----                           | <sup>6</sup> -138,011.73 |
|  | 2022                      |     |     |      |  | 14,239,346.56   | -----  | -----            | 11,574,314.61   | -----                           | 2,665,031.95             |
|  | 2021-2022                 |     |     |      |  | 1,689,226.83  | -----  | -----            | 1,680,498.99  | -----                           | 8,727.84                 |

Footnotes at End of Chapter

Appropriations, Outlays, and Balances - Continued

| Appropriation or Fund Account<br><br>Title  | Account Symbol            |     |     |             | Balances,<br>Beginning of<br>Fiscal Year | Appropriations<br>and Other<br>Obligational<br>Authority <sup>1</sup> | Transfers<br>Borrowings<br>and<br>Investment<br>(Net) <sup>2</sup> | Outlays<br>(Net)    | Balances<br>Withdrawn<br>and Other<br>Transactions <sup>3</sup> | Balances, End<br>of Fiscal Year |                      |
|---|---------------------------|-----|-----|-------------|--|---|--|---------------------|---|---------------------------------|----------------------|
|   | Period of<br>Availability | ATA | AID | MAIN<br>SUB |  |   |  |                     |   |                                 |                      |
|   | 2021                      |     |     |             | 6,303,407.46                             | -----   | -----  | -568,884.00         | -----   | 6,872,291.46                    |                      |
|   | 2020-2021                 |     |     |             | 2,002,007.40                             | -----   | -----  | 377,132.59          | -----   | 1,624,874.81                    |                      |
|   | 2020                      |     |     |             | 6,041,452.73                             | -----   | -----  | 59,437.21           | -----   | 5,982,015.52                    |                      |
|   | 2019-2020                 |     |     |             | 1,044,581.80                             | -----   | -----  | 7,662.20            | -----   | 1,036,919.60                    |                      |
|   | 2019                      |     |     |             | 891,658.44                               | -----   | -----  | 92,511.06           | -----   | 799,147.38                      |                      |
|   | 2018-2019                 |     |     |             | 785,975.16                               | -----   | -----  | 159,355.94          | -----   | 626,619.22                      |                      |
|   | 2018                      |     |     |             | 612,289.28                               | -----   | -612,283.26  | 6.02                | -----   | -----                           |                      |
|   | 2017-2018                 |     |     |             | 201,085.54                               | -----   | -----  | 201,085.54          | -----   | -----                           |                      |
|   | No Year                   |     |     |             | -5,903,866.36                            | 5,500,000.00  | 6,870,000.00   | 9,182,520.41        | <sup>4</sup> 25,853.54  | <sup>6</sup> -2,742,240.31      |                      |
|   | Subtotal                  |     | 075 | 0128        | 000                                      | 20,276,319.60   | 99,000,000.00  | 6,257,716.74        | 90,619,317.55   | 25,853.54                       | 34,888,865.25        |
| Total, Office of the Inspector General  |                           |     |     |             |  | 20,276,319.60   | 99,000,000.00  | 6,257,716.74        | 90,619,317.55   | 25,853.54                       | 34,888,865.25        |
| <b>Deductions for Offsetting Receipts</b>   |                           |     |     |             |  |   |  |                     |   |                                 |                      |
| Proprietary Receipts from the Public  |                           |     |     |             | -----                                    | -177,792,319,880.38   | -----  | -177,792,319,880.38 | -----   | -----                           |                      |
| Intrabudgetary Receipts Deducted by Agency  |                           |     |     |             | -----                                    | -482,043,521,026.74   | -----  | -482,043,521,026.74 | -----   | -----                           |                      |
| Total, Offsetting Receipts  |                           |     |     |             | -----                                    | -659,835,840,907.12   | -----  | -659,835,840,907.12 | -----   | -----                           |                      |
| Total, Department of Health and Human Services  |                           |     |     |             |  | 1,001,491,002,456.40  | 1,834,984,159,749.87   | -130,000.00         | 1,708,521,450,820.01  | 13,843,157,974.31               | 1,114,110,423,411.95 |
| <b>Memorandum</b>   |                           |     |     |             |  |   |  |                     |   |                                 |                      |
| <b>Financing Accounts</b>   |                           |     |     |             |  |   |  |                     |   |                                 |                      |
| <b>Public Enterprise Funds</b>  |                           |     |     |             |  |   |  |                     |   |                                 |                      |
| Consumer Operated and Oriented Plan Financing Account, Centers for Medicare and Medicaid Services, Health and Human Services Fund Resources:              |                           |     |     |             |  |   |  |                     |   |                                 |                      |
| Undisbursed Funds   | No Year                   |     | 075 | 4418        | 000                                      | 13,272,549.39   | -----  | -81,020,000.00      | -68,768,780.06  | -----                           | 1,021,329.45         |
| Authority to Borrow from the Treasury   |                           |     |     |             |  | -----   | 8,289,607.00   | -----               | -----   | 8,289,607.00                    | -----                |
| Subtotal  |                           |     | 075 | 4418        | 000                                      | 13,272,549.39   | 8,289,607.00   | -81,020,000.00      | -68,768,780.06  | 8,289,607.00                    | 1,021,329.45         |
| Health Care Guaranteed Loan Financing Account, Health Resources and Services Administration, Health and Human Services Fund Resources:                    |                           |     |     |             |  |   |  |                     |   |                                 |                      |
| Undisbursed Funds   | No Year                   |     | 075 | 4442        | 000                                      | 1,586,744.61  | -----  | -----               | -334,163.01   | -----                           | 1,920,907.62         |
| Consumer Operated Oriented Plan Contingency Fund Financing Account, Centers for Medicare and Medicaid Services, Health and Human Services Fund Resources: |                           |     |     |             |  |   |  |                     |   |                                 |                      |
| Undisbursed Funds   | No Year                   |     | 075 | 4482        | 000                                      | 10,181,248.17   | -----  | -9,500,000.00       | -913,824.59   | -----                           | 1,595,072.76         |
| Authority to Borrow from the Treasury   |                           |     |     |             |  | -18,650.36  | 5,268,089.00   | -----               | -----   | 5,249,438.64                    | -----                |
| Subtotal  |                           |     | 075 | 4482        | 000                                      | 10,162,597.81   | 5,268,089.00   | -9,500,000.00       | -913,824.59   | 5,249,438.64                    | 1,595,072.76         |
| Total, Financing Accounts   |                           |     |     |             |  | 25,021,891.81   | 13,557,696.00  | -90,520,000.00      | -70,016,767.66  | 13,539,045.64                   | 4,537,309.83         |

Footnotes at End of Chapter

## Appropriations, Outlays, and Balances - Continued

### Footnotes

- 1 The amounts in this column, unless otherwise footnoted, represent appropriations, increases and rescissions in borrowing authority or new contract authority. Appropriation accounts with appropriation transfer activity are presented in Table 1 (Appropriations and Appropriation Transfers) at the end of this chapter.
- 2 The amounts in this column, unless otherwise footnoted, represent transfers - other than appropriation transfers, borrowings (gross), investments (net), unrealized discounts or funds held outside the Treasury.
- 3 The amounts in this column, unless otherwise footnoted, represent obligated balances canceled for fiscal year 2018 pursuant to 31 U.S.C. 1553 and adjustments to borrowing and contract authority.
- 4 Represents capital transfer to miscellaneous receipts.
- 5 The opening balance(s) of the following account(s) have been adjusted during the current fiscal year and do not agree with last year's closing balance(s):

Account Symbol: (ATA, AID, POA, MAIN, SUB)  
 075 2022-2023 0200 000 - Undisbursed Funds

Adjustment  
 -\$42,137,467.00

- 6 Subject to disposition by the administrative agency.
- 7 Includes \$7,070,446.12 which represents payment for obligations of a closed account.
- 8 Includes \$285,872.71 which represents payment for obligations of a closed account.
- 9 The following account symbol(s) was/were amended during the current fiscal year:

Amended Symbol: (ATA, AID, POA, MAIN, SUB)

014 075 2023-2026 1502 020  
 014 075 2023 1502 020

Discontinued Symbol: (ATA, AID, POA, MAIN, SUB)

014 075 2023-2026 1502 000  
 014 075 2023 1502 000

- 10 Pursuant to Public Law # 42 U.S.C. 604(e), the balance for this account has been extended beyond the normal period of availability to liquidate obligations.
- 11 Pursuant to Public Law # 22 U.S.C. 9612; 22 U.S.C. 9683, the balance for this account has been extended beyond the normal period of availability to liquidate obligations.
- 12 Pursuant to Public Law # 117-43, 135 Stat. 352 Sec. 139, the balance for this account has been extended beyond the normal period of availability to liquidate obligations.

**Appropriations, Outlays, and Balances - Continued**

**Footnotes**

**Table 1 - Appropriations and Appropriation Transfers - Department of Health and Human Services**

| AID | ATA | Period of Availability | MAIN | Net Appropriations and Appropriation Transfers | Appropriation Amount | Net Appropriation Transfers | AID Involved | ATA Involved | Period of Availability Involved | MAIN Involved | Amount From or To (-) |
|-----|-----|------------------------|------|--|----------------------|-----------------------------|--------------|--------------|---------------------------------|---------------|-----------------------|
| 075 | 013 | 23                     | 1552 | 10,000,000.00                                  | 0.00                 | 10,000,000.00               | 075          |              | 23                              | 1552          | 10,000,000.00         |
| 075 | 014 | 23                     | 1502 | 265,570.29                                     | 0.00                 | 265,570.29                  | 075          |              | 23                              | 1502          | 265,570.29            |
| 075 | 014 | 2326                   | 1502 | 234.00   | 0.00                 | 234.00                      | 075          |              | 2326                            | 1502          | 234.00                |
| 075 | 014 | 23                     | 1515 | 172,788,224.00                                 | 0.00                 | 172,788,224.00              | 075          |              | 23                              | 1515          | 172,788,224.00        |
| 075 | 014 | 23                     | 1536 | 1,330,670.00                                   | 0.00                 | 1,330,670.00                | 075          |              | 23                              | 1536          | 1,330,670.00          |
| 075 | 014 | 23                     | 1550 | 38,653,069.00                                  | 0.00                 | 38,653,069.00               | 075          |              | 23                              | 1550          | 38,653,069.00         |
| 075 | 014 | 23                     | 1552 | 57,054,864.00                                  | 0.00                 | 57,054,864.00               | 075          |              | 23                              | 1552          | 57,054,864.00         |
| 075 |     | X                      | 0116 | 57,000,000.00                                  | 1,000,000,000.00     | -943,000,000.00             | 075          |              | X                               | 0142          | -27,700,000.00        |
|     |     |                        |      |  |                      |                             | 075          |              | X                               | 0943          | -160,000,000.00       |
|     |     |                        |      |  |                      |                             | 075          |              | X                               | 0947          | -17,000,000.00        |
|     |     |                        |      |  |                      |                             | 075          |              | X                               | 0948          | -254,950,000.00       |
|     |     |                        |      |  |                      |                             | 075          |              | X                               | 0949          | -52,000,000.00        |
|     |     |                        |      |  |                      |                             | 075          |              | X                               | 0951          | -419,350,000.00       |
|     |     |                        |      |  |                      |                             | 075          |              | X                               | 1363          | -12,000,000.00        |
| 075 |     | X                      | 0124 | 0.00   | 4,310,000,000.00     | -4,310,000,000.00           | 075          |              | X                               | 0352          | -310,000,000.00       |
|     |     |                        |      |  |                      |                             | 075          |              | X                               | 0360          | -4,000,000,000.00     |
| 075 |     | X                      | 0128 | 5,500,000.00                                   | 0.00                 | 5,500,000.00                | 075          |              | 2324                            | 0140          | 2,000,000.00          |
|     |     |                        |      |  |                      |                             | 075          |              | X                               | 0391          | 3,500,000.00          |
| 075 |     | 23                     | 0128 | 93,500,000.00                                  | 87,000,000.00        | 6,500,000.00                | 075          |              | 23                              | 0600          | 1,500,000.00          |
|     |     |                        |      |  |                      |                             | 075          |              | 23                              | 0846          | 5,000,000.00          |
| 075 |     | 2325                   | 0133 | 0.00   | 1,500,000,000.00     | -1,500,000,000.00           | 075          |              | 2325                            | 0837          | -1,500,000,000.00     |
| 075 |     | 23                     | 0140 | 652,569,000.00                                 | 684,569,000.00       | -32,000,000.00              | 075          |              | 23                              | 0353          | -12,000,000.00        |
|     |     |                        |      |  |                      |                             | 075          |              | 23                              | 0354          | -20,000,000.00        |
| 075 |     | 2324                   | 0140 | 1,049,400,000.00                               | 1,153,792,000.00     | -104,392,000.00             | 075          |              | X                               | 0128          | -2,000,000.00         |
|     |     |                        |      |  |                      |                             | 075          |              | 2324                            | 0142          | -15,000,000.00        |
|     |     |                        |      |  |                      |                             | 075          |              | 2324                            | 0360          | -65,000,000.00        |
|     |     |                        |      |  |                      |                             | 075          |              | 2324                            | 0603          | -392,000.00           |
|     |     |                        |      |  |                      |                             | 075          |              | 2324                            | 1362          | -22,000,000.00        |
| 075 |     | X                      | 0142 | 27,700,000.00                                  | 0.00                 | 27,700,000.00               | 075          |              | X                               | 0116          | 27,700,000.00         |
| 075 |     | 23                     | 0142 | 2,480,352,435.00                               | 2,482,545,000.00     | -2,192,565.00               | 012          |              | 2324                            | 3507          | -2,192,565.00         |
| 075 |     | 2324                   | 0142 | 15,000,000.00                                  | 0.00                 | 15,000,000.00               | 075          |              | 2324                            | 0140          | 15,000,000.00         |
| 075 |     | X                      | 0145 | -111,069,542.41                                | 0.00                 | -111,069,542.41             | 075          | 075          | X                               | 0145          | -111,069,542.41       |



## Appropriations, Outlays, and Balances - Continued

### Footnotes

Table 1 - Appropriations and Appropriation Transfers - Department of Health and Human Services

| AID | ATA | Period of Availability | MAIN | Net Appropriations and Appropriation Transfers | Appropriation Amount | Net Appropriation Transfers | AID Involved | ATA Involved | Period of Availability Involved | MAIN Involved | Amount From or To (-) |
|-----|-----|------------------------|------|--|----------------------|-----------------------------|--------------|--------------|---------------------------------|---------------|-----------------------|
| 075 |     | X                      | 0330 | 1,000,000.00                                   | 0.00                 | 1,000,000.00                | 075          |              | 23                              | 0360          | 1,000,000.00          |
| 075 |     | X                      | 0352 | 436,500,000.00                                 | 126,500,000.00       | 310,000,000.00              | 075          |              | X                               | 0124          | 310,000,000.00        |
| 075 |     | 23                     | 0353 | 1,206,776,000.00                               | 1,194,776,000.00     | 12,000,000.00               | 075          |              | 23                              | 0140          | 12,000,000.00         |
| 075 |     | 23                     | 0354 | 1,191,430,000.00                               | 1,171,430,000.00     | 20,000,000.00               | 075          |              | 23                              | 0140          | 20,000,000.00         |
| 075 |     | X                      | 0360 | 4,000,000,000.00                               | 0.00                 | 4,000,000,000.00            | 075          |              | X                               | 0124          | 4,000,000,000.00      |
| 075 |     | 23                     | 0360 | 1,737,772,000.00                               | 1,858,772,000.00     | -121,000,000.00             | 075          |              | X                               | 0330          | -1,000,000.00         |
|     |     |                        |      |  |                      |                             | 075          |              | X                               | 0365          | -120,000,000.00       |
| 075 |     | 2324                   | 0360 | 65,000,000.00                                  | 0.00                 | 65,000,000.00               | 075          |              | 2324                            | 0140          | 65,000,000.00         |
| 075 |     | X                      | 0365 | 120,000,000.00                                 | 0.00                 | 120,000,000.00              | 075          |              | 23                              | 0360          | 120,000,000.00        |
| 075 |     | X                      | 0390 | 1,596,814,987.00                               | 1,204,755,000.00     | 392,059,987.00              | 075          |              | 2324                            | 0390          | 392,059,987.00        |
| 075 |     | 2324                   | 0390 | 3,472,855,013.00                               | 3,864,915,000.00     | -392,059,987.00             | 075          |              | X                               | 0390          | -392,059,987.00       |
| 075 |     | X                      | 0391 | 1,655,053,000.00                               | 1,658,553,000.00     | -3,500,000.00               | 075          |              | X                               | 0128          | -3,500,000.00         |
| 075 |     | X                      | 0512 | 666,790,518,642.31                             | 672,007,470,367.14   | -5,216,951,724.83           | 075          | 075          | X                               | 0512          | -5,216,951,724.83     |
| 075 |     | X                      | 0515 | 20,770,000,000.00                              | 20,200,000,000.00    | 570,000,000.00              | 075          |              | X                               | 5551          | 570,000,000.00        |
| 075 |     | 23                     | 0516 | 0.00   | 450,000,000.00       | -450,000,000.00             | 075          |              | 2324                            | 0516          | -450,000,000.00       |
| 075 |     | 2324                   | 0516 | 450,000,000.00                                 | 0.00                 | 450,000,000.00              | 075          |              | 23                              | 0516          | 450,000,000.00        |
| 075 |     | X                      | 0600 | 10,000,000.00                                  | 0.00                 | 10,000,000.00               | 075          |              | 23                              | 0600          | 10,000,000.00         |
| 075 |     | 23                     | 0600 | 3,518,650,000.00                               | 3,530,150,000.00     | -11,500,000.00              | 075          |              | 23                              | 0128          | -1,500,000.00         |
|     |     |                        |      |  |                      |                             | 075          |              | X                               | 0600          | -10,000,000.00        |
| 075 |     | 2324                   | 0603 | 392,000.00                                     | 0.00                 | 392,000.00                  | 075          |              | 2324                            | 0140          | 392,000.00            |
| 075 |     | 23                     | 0807 | 491,314,000.00                                 | 493,548,000.00       | -2,234,000.00               | 075          |              | 23                              | 0888          | -2,174,000.00         |
|     |     |                        |      |  |                      |                             | 075          |              | 23                              | 0893          | -60,000.00            |
| 075 |     | 23                     | 0819 | 95,130,000.00                                  | 95,162,000.00        | -32,000.00                  | 075          |              | 23                              | 0897          | -32,000.00            |
| 075 |     | 2325                   | 0837 | 1,500,000,000.00                               | 0.00                 | 1,500,000,000.00            | 075          |              | 2325                            | 0133          | 1,500,000,000.00      |
| 075 |     | 23                     | 0843 | 4,412,090,000.00                               | 4,407,623,000.00     | 4,467,000.00                | 075          |              | 23                              | 0886          | 4,467,000.00          |
| 075 |     | 23                     | 0844 | 1,747,784,000.00                               | 1,749,078,000.00     | -1,294,000.00               | 075          |              | 23                              | 0894          | -1,294,000.00         |
| 075 |     | 23                     | 0846 | 2,647,208,000.00                               | 2,642,914,000.00     | 4,294,000.00                | 075          |              | 23                              | 0128          | -5,000,000.00         |
|     |     |                        |      |  |                      |                             | 075          |              | 23                              | 0892          | -3,306,000.00         |
|     |     |                        |      |  |                      |                             | 075          |              | 23                              | 5736          | 12,600,000.00         |
| 075 |     | X                      | 0849 | 216,000,000.00                                 | 0.00                 | 216,000,000.00              | 075          |              | X                               | 5628          | 216,000,000.00        |
| 075 |     | 23                     | 0849 | 7,101,241,000.00                               | 7,104,159,000.00     | -2,918,000.00               | 075          |              | 23                              | 0872          | -2,813,000.00         |
|     |     |                        |      |  |                      |                             | 075          |              | 23                              | 0893          | -105,000.00           |

Footnotes

Table 1 - Appropriations and Appropriation Transfers - Department of Health and Human Services

| AID | ATA | Period of Availability | MAIN | Net Appropriations and Appropriation Transfers | Appropriation Amount | Net Appropriation Transfers | AID Involved | ATA Involved | Period of Availability Involved | MAIN Involved | Amount From or To (-) |
|-----|-----|------------------------|------|--|----------------------|-----------------------------|--------------|--------------|---------------------------------|---------------|-----------------------|
| 075 |     | 23                     | 0862 | 996,842,000.00                                 | 997,014,000.00       | -172,000.00                 | 075          |              | 23                              | 0897          | -172,000.00           |
| 075 |     | 23                     | 0872 | 3,985,158,000.00                               | 3,982,345,000.00     | 2,813,000.00                | 075          |              | 23                              | 0849          | 2,813,000.00          |
| 075 |     | 23                     | 0873 | 520,138,000.00                                 | 520,163,000.00       | -25,000.00                  | 075          |              | 23                              | 0897          | -25,000.00            |
| 075 |     | 23                     | 0884 | 2,303,098,000.00                               | 2,300,721,000.00     | 2,377,000.00                | 075          |              | 23                              | 0891          | 2,377,000.00          |
| 075 |     | 23                     | 0885 | 6,561,652,000.00                               | 6,562,279,000.00     | -627,000.00                 | 075          |              | 23                              | 0892          | -475,000.00           |
|     |     |                        |      |  |                      |                             | 075          |              | 23                              | 0893          | -152,000.00           |
| 075 |     | X                      | 0886 | 225,000,000.00                                 | 0.00                 | 225,000,000.00              | 075          |              | X                               | 5628          | 225,000,000.00        |
| 075 |     | 23                     | 0886 | 2,584,418,000.00                               | 2,588,925,000.00     | -4,507,000.00               | 075          |              | 23                              | 0843          | -4,467,000.00         |
|     |     |                        |      |  |                      |                             | 075          |              | 23                              | 0893          | -40,000.00            |
| 075 |     | 23                     | 0887 | 896,136,000.00                                 | 896,549,000.00       | -413,000.00                 | 075          |              | 23                              | 0892          | -29,000.00            |
|     |     |                        |      |  |                      |                             | 075          |              | 23                              | 0897          | -384,000.00           |
| 075 |     | 23                     | 0888 | 687,639,000.00                                 | 685,465,000.00       | 2,174,000.00                | 075          |              | 23                              | 0807          | 2,174,000.00          |
| 075 |     | 23                     | 0889 | 197,671,000.00                                 | 197,693,000.00       | -22,000.00                  | 075          |              | 23                              | 0897          | -22,000.00            |
| 075 |     | 23                     | 0890 | 534,330,000.00                                 | 534,333,000.00       | -3,000.00                   | 075          |              | 23                              | 0894          | -2,000.00             |
|     |     |                        |      |  |                      |                             | 075          |              | 23                              | 0897          | -1,000.00             |
| 075 |     | 23                     | 0891 | 660,510,000.00                                 | 663,200,000.00       | -2,690,000.00               | 075          |              | 23                              | 0884          | -2,377,000.00         |
|     |     |                        |      |  |                      |                             | 075          |              | 23                              | 0893          | -313,000.00           |
| 075 |     | X                      | 0892 | 225,000,000.00                                 | 0.00                 | 225,000,000.00              | 075          |              | X                               | 5628          | 225,000,000.00        |
| 075 |     | 23                     | 0892 | 2,116,653,000.00                               | 2,112,843,000.00     | 3,810,000.00                | 075          |              | 23                              | 0846          | 3,306,000.00          |
|     |     |                        |      |  |                      |                             | 075          |              | 23                              | 0885          | 475,000.00            |
|     |     |                        |      |  |                      |                             | 075          |              | 23                              | 0887          | 29,000.00             |
| 075 |     | 23                     | 0893 | 1,663,365,000.00                               | 1,662,695,000.00     | 670,000.00                  | 075          |              | 23                              | 0807          | 60,000.00             |
|     |     |                        |      |  |                      |                             | 075          |              | 23                              | 0849          | 105,000.00            |
|     |     |                        |      |  |                      |                             | 075          |              | 23                              | 0885          | 152,000.00            |
|     |     |                        |      |  |                      |                             | 075          |              | 23                              | 0886          | 40,000.00             |
|     |     |                        |      |  |                      |                             | 075          |              | 23                              | 0891          | 313,000.00            |
| 075 |     | 23                     | 0894 | 596,616,000.00                                 | 595,318,000.00       | 1,298,000.00                | 075          |              | 23                              | 0844          | 1,294,000.00          |
|     |     |                        |      |  |                      |                             | 075          |              | 23                              | 0890          | 2,000.00              |
|     |     |                        |      |  |                      |                             | 075          |              | 23                              | 0898          | 2,000.00              |
| 075 |     | 23                     | 0896 | 170,277,000.00                                 | 170,384,000.00       | -107,000.00                 | 075          |              | 23                              | 0897          | -107,000.00           |
| 075 |     | 23                     | 0897 | 525,138,000.00                                 | 524,395,000.00       | 743,000.00                  | 075          |              | 23                              | 0819          | 32,000.00             |
|     |     |                        |      |  |                      |                             | 075          |              | 23                              | 0862          | 172,000.00            |

## Appropriations, Outlays, and Balances - Continued

### Footnotes

Table 1 - Appropriations and Appropriation Transfers - Department of Health and Human Services

| AID | ATA | Period of Availability | MAIN | Net Appropriations and Appropriation Transfers | Appropriation Amount | Net Appropriation Transfers | AID Involved | ATA Involved | Period of Availability Involved | MAIN Involved | Amount From or To (-) |
|-----|-----|------------------------|------|--|----------------------|-----------------------------|--------------|--------------|---------------------------------|---------------|-----------------------|
|     |     |                        |      |  |                      |                             | 075          |              | 23                              | 0873          | 25,000.00             |
|     |     |                        |      |  |                      |                             | 075          |              | 23                              | 0887          | 384,000.00            |
|     |     |                        |      |  |                      |                             | 075          |              | 23                              | 0889          | 22,000.00             |
|     |     |                        |      |  |                      |                             | 075          |              | 23                              | 0890          | 1,000.00              |
|     |     |                        |      |  |                      |                             | 075          |              | 23                              | 0896          | 107,000.00            |
| 075 |     | 23                     | 0898 | 440,625,000.00                                 | 440,627,000.00       | -2,000.00                   | 075          |              | 23                              | 0894          | -2,000.00             |
| 075 |     | X                      | 0943 | 160,000,000.00                                 | 35,000,000.00        | 125,000,000.00              | 075          |              | X                               | 0116          | 160,000,000.00        |
|     |     |                        |      |  |                      |                             | 075          |              | X                               | 0945          | -35,000,000.00        |
| 075 |     | 23                     | 0944 | 105,020,000.00                                 | 85,020,000.00        | 20,000,000.00               | 097          |              | 23                              | 0100          | 20,000,000.00         |
| 075 |     | X                      | 0945 | 35,000,000.00                                  | 0.00                 | 35,000,000.00               | 075          |              | X                               | 0943          | 35,000,000.00         |
| 075 |     | X                      | 0947 | 17,109,985.00                                  | 0.00                 | 17,109,985.00               | 075          |              | X                               | 0116          | 17,000,000.00         |
|     |     |                        |      |  |                      |                             | 075          |              | 23                              | 0947          | 109,985.00            |
| 075 |     | 23                     | 0947 | 229,740,015.00                                 | 229,850,000.00       | -109,985.00                 | 075          |              | X                               | 0947          | -109,985.00           |
| 075 |     | X                      | 0948 | 254,950,000.00                                 | 0.00                 | 254,950,000.00              | 075          |              | X                               | 0116          | 254,950,000.00        |
| 075 |     | X                      | 0949 | 52,140,000.00                                  | 0.00                 | 52,140,000.00               | 075          |              | X                               | 0116          | 52,000,000.00         |
|     |     |                        |      |  |                      |                             | 075          |              | 23                              | 0949          | 140,000.00            |
| 075 |     | 23                     | 0949 | 698,632,000.00                                 | 698,772,000.00       | -140,000.00                 | 075          |              | X                               | 0949          | -140,000.00           |
| 075 |     | X                      | 0951 | 419,350,000.00                                 | 0.00                 | 419,350,000.00              | 075          |              | X                               | 0116          | 419,350,000.00        |
| 075 |     | 2324                   | 1362 | 22,000,000.00                                  | 0.00                 | 22,000,000.00               | 075          |              | 2324                            | 0140          | 22,000,000.00         |
| 075 |     | X                      | 1363 | 12,000,000.00                                  | 0.00                 | 12,000,000.00               | 075          |              | X                               | 0116          | 12,000,000.00         |
| 075 |     | 23                     | 1502 | 5,999,734,429.71                               | 6,000,000,000.00     | -265,570.29                 | 075          | 014          | 23                              | 1502          | -265,570.29           |
| 075 |     | 2326                   | 1502 | 99,999,766.00                                  | 100,000,000.00       | -234.00                     | 075          | 014          | 2326                            | 1502          | -234.00               |
| 075 |     | 23                     | 1503 | 47,755,000.00                                  | 49,755,000.00        | -2,000,000.00               | 075          |              | 2327                            | 1503          | -2,000,000.00         |
| 075 |     | 2327                   | 1503 | 2,000,000.00                                   | 0.00                 | 2,000,000.00                | 075          |              | 23                              | 1503          | 2,000,000.00          |
| 075 |     | 23                     | 1512 | 498,765,000.00                                 | 506,515,000.00       | -7,750,000.00               | 075          |              | 2327                            | 1512          | -7,750,000.00         |
| 075 |     | 2327                   | 1512 | 7,750,000.00                                   | 0.00                 | 7,750,000.00                | 075          |              | 23                              | 1512          | 7,750,000.00          |
| 075 |     | X                      | 1515 | 2,000,000.00                                   | 0.00                 | 2,000,000.00                | 075          |              | 2324                            | 1515          | 2,000,000.00          |
| 075 |     | 23                     | 1515 | 7,808,491,841.00                               | 8,021,387,000.00     | -212,895,159.00             | 075          | 014          | 23                              | 1515          | -172,788,224.00       |
|     |     |                        |      |  |                      |                             | 075          |              | 2327                            | 1515          | -40,106,935.00        |
| 075 |     | 2324                   | 1515 | 98,000,000.00                                  | 100,000,000.00       | -2,000,000.00               | 075          |              | X                               | 1515          | -2,000,000.00         |
| 075 |     | 2327                   | 1515 | 40,106,935.00                                  | 0.00                 | 40,106,935.00               | 075          |              | 23                              | 1515          | 40,106,935.00         |
| 075 |     | X                      | 1536 | 18,000,000.00                                  | 0.00                 | 18,000,000.00               | 075          |              | 2327                            | 1536          | 18,000,000.00         |

Footnotes

Table 1 - Appropriations and Appropriation Transfers - Department of Health and Human Services

| AID | ATA | Period of Availability | MAIN | Net Appropriations and Appropriation Transfers | Appropriation Amount | Net Appropriation Transfers | AID Involved | ATA Involved | Period of Availability Involved | MAIN Involved | Amount From or To (-) |
|-----|-----|------------------------|------|--|----------------------|-----------------------------|--------------|--------------|---------------------------------|---------------|-----------------------|
| 075 |     | 23                     | 1536 | 14,064,732,773.00                              | 14,128,437,000.00    | -63,704,227.00              | 075          | 014          | 23                              | 1536          | -1,330,670.00         |
|     |     |                        |      |  |                      |                             | 075          |              | 2327                            | 1536          | -62,373,557.00        |
| 075 |     | 2327                   | 1536 | 452,373,557.00                                 | 408,000,000.00       | 44,373,557.00               | 075          |              | X                               | 1536          | -18,000,000.00        |
|     |     |                        |      |  |                      |                             | 075          |              | 23                              | 1536          | 62,373,557.00         |
| 075 |     | 23                     | 1545 | 10,808,515,020.00                              | 10,810,000,000.00    | -1,484,980.00               | 075          |              | 2327                            | 1545          | -1,484,980.00         |
| 075 |     | 2327                   | 1545 | 1,484,980.00                                   | 0.00                 | 1,484,980.00                | 075          |              | 23                              | 1545          | 1,484,980.00          |
| 075 |     | 23                     | 1550 | 3,511,346,931.00                               | 3,550,000,000.00     | -38,653,069.00              | 075          | 014          | 23                              | 1550          | -38,653,069.00        |
| 075 |     | 23                     | 1552 | 16,672,120,423.00                              | 16,739,175,287.00    | -67,054,864.00              | 075          | 013          | 23                              | 1552          | -10,000,000.00        |
|     |     |                        |      |  |                      |                             | 075          | 014          | 23                              | 1552          | -57,054,864.00        |
| 075 |     | X                      | 5551 | 570,000,000.00                                 | 1,140,000,000.00     | -570,000,000.00             | 075          |              | X                               | 0515          | -570,000,000.00       |
| 075 |     | X                      | 5628 | 419,000,000.00                                 | 1,085,000,000.00     | -666,000,000.00             | 075          |              | X                               | 0849          | -216,000,000.00       |
|     |     |                        |      |  |                      |                             | 075          |              | X                               | 0886          | -225,000,000.00       |
|     |     |                        |      |  |                      |                             | 075          |              | X                               | 0892          | -225,000,000.00       |
| 075 |     | 23                     | 5736 | 0.00   | 12,600,000.00        | -12,600,000.00              | 075          |              | 23                              | 0846          | -12,600,000.00        |
| 075 |     | X                      | 8004 | -607,523,473,089.85                            | 0.00                 | -607,523,473,089.85         | 075          |              | X                               | 8308          | -116,825,783,775.16   |
|     |     |                        |      |  |                      |                             | 075          | 075          | X                               | 8004          | -490,697,689,314.69   |
| 075 |     | X                      | 8005 | -402,500,607,197.45                            | 0.00                 | -402,500,607,197.45         | 075          |              | X                               | 8393          | -1,586,859,521.01     |
|     |     |                        |      |  |                      |                             | 075          |              | 1718                            | 8393          | 6,953,999.48          |
|     |     |                        |      |  |                      |                             | 075          |              | 1819                            | 8393          | -503,419.97           |
|     |     |                        |      |  |                      |                             | 075          |              | 1920                            | 8393          | -6,757,197.93         |
|     |     |                        |      |  |                      |                             | 075          |              | 2021                            | 8393          | -16,723,536.22        |
|     |     |                        |      |  |                      |                             | 075          |              | 2122                            | 8393          | -126,240,787.54       |
|     |     |                        |      |  |                      |                             | 075          |              | 2223                            | 8393          | -448,810,382.55       |
|     |     |                        |      |  |                      |                             | 075          |              | 2324                            | 8393          | -254,897,165.30       |
|     |     |                        |      |  |                      |                             | 075          | 075          | X                               | 8005          | -400,066,769,186.41   |
| 075 |     | X                      | 8175 | -190,090,113.33                                | 0.00                 | -190,090,113.33             | 075          | 075          | X                               | 8175          | -190,090,113.33       |
| 075 |     | X                      | 8308 | 116,825,783,775.16                             | 0.00                 | 116,825,783,775.16          | 075          |              | X                               | 8004          | 116,825,783,775.16    |
| 075 |     | X                      | 8393 | 1,586,859,521.01                               | 0.00                 | 1,586,859,521.01            | 075          |              | X                               | 8005          | 1,586,859,521.01      |
| 075 |     | 1718                   | 8393 | -6,953,999.48                                  | 0.00                 | -6,953,999.48               | 075          |              | X                               | 8005          | -6,953,999.48         |
| 075 |     | 1819                   | 8393 | 503,419.97                                     | 0.00                 | 503,419.97                  | 075          |              | X                               | 8005          | 503,419.97            |
| 075 |     | 1920                   | 8393 | 6,757,197.93                                   | 0.00                 | 6,757,197.93                | 075          |              | X                               | 8005          | 6,757,197.93          |
| 075 |     | 2021                   | 8393 | 16,723,536.22                                  | 0.00                 | 16,723,536.22               | 075          |              | X                               | 8005          | 16,723,536.22         |

## Appropriations, Outlays, and Balances - Continued

### Footnotes

Table 1 - Appropriations and Appropriation Transfers - Department of Health and Human Services

| AID          | ATA | Period of Availability | MAIN | Net Appropriations and Appropriation Transfers | Appropriation Amount | Net Appropriation Transfers | AID Involved | ATA Involved | Period of Availability Involved | MAIN Involved | Amount From or To (-) |
|--------------|-----|------------------------|------|--|----------------------|-----------------------------|--------------|--------------|---------------------------------|---------------|-----------------------|
| 075          |     | 2122                   | 8393 | 126,240,787.54                                 | 0.00                 | 126,240,787.54              | 075          |              | X                               | 8005          | 126,240,787.54        |
| 075          |     | 2223                   | 8393 | 448,810,382.55                                 | 0.00                 | 448,810,382.55              | 075          |              | X                               | 8005          | 448,810,382.55        |
| 075          |     | 2324                   | 8393 | 254,897,165.30                                 | 0.00                 | 254,897,165.30              | 075          |              | X                               | 8005          | 254,897,165.30        |
| 075          | 075 | X                      | 0145 | 111,069,542.41                                 | 0.00                 | 111,069,542.41              | 075          |              | X                               | 0145          | 111,069,542.41        |
| 075          | 075 | X                      | 0512 | 5,216,951,724.83                               | 0.00                 | 5,216,951,724.83            | 075          |              | X                               | 0512          | 5,216,951,724.83      |
| 075          | 075 | X                      | 8004 | 490,697,689,314.69                             | 0.00                 | 490,697,689,314.69          | 075          |              | X                               | 8004          | 490,697,689,314.69    |
| 075          | 075 | X                      | 8005 | 400,066,769,186.41                             | 0.00                 | 400,066,769,186.41          | 075          |              | X                               | 8005          | 400,066,769,186.41    |
| 075          | 075 | X                      | 8175 | 190,090,113.33                                 | 0.00                 | 190,090,113.33              | 075          |              | X                               | 8175          | 190,090,113.33        |
| <b>Total</b> |     |                        |      | <b>824,129,979,089.14</b>                      |                      | <b>824,112,171,654.14</b>   |              |              |                                 |               | <b>17,807,435.00</b>  |

Appropriations, Outlays, and Balances - Continued

| Appropriation or Fund Account<br><br>Title  | Account Symbol            |     |     |      | Balances,<br>Beginning of<br>Fiscal Year | Appropriations<br>and Other<br>Obligational<br>Authority <sup>1</sup> | Transfers<br>Borrowings<br>and<br>Investment<br>(Net) <sup>2</sup> | Outlays<br>(Net) | Balances<br>Withdrawn<br>and Other<br>Transactions <sup>3</sup> | Balances, End<br>of Fiscal Year |                |
|---|---------------------------|-----|-----|------|--|---|--|------------------|---|---------------------------------|----------------|
|   | Period of<br>Availability | ATA | AID | MAIN |  |   |  |                  |   |                                 | SUB            |
| <p><b>Department of Homeland Security</b><br/> <b>Departmental Management and Operations</b><br/> <b>General Fund Accounts</b><br/>                     Operations and Support, Office of the Secretary and Executive<br/>                     Management, Departmental Management, Intelligence, Situational<br/>                     Awareness, and Oversight, Homeland Security<br/>                     Fund Resources:</p> |                           |     |     |      |  |   |  |                  |   |                                 |                |
| Undisbursed Funds   | 2021-2027                 |     | 070 | 0100 | 000                                      | -----   | -----  | -----            | -2,000,000.00   | -----                           | 2,000,000.00   |
|   | 2017-2027                 |     |     |      |  | -----   | -----  | -----            | -2,000,000.00   | -----                           | 2,000,000.00   |
|   | 2020-2025                 |     |     |      |  | 621,395.46  | -----  | -----            | 323,059.67  | -----                           | 298,335.79     |
|   | 2023-2024                 |     |     |      |  | -----   | 18,862,000.00  | -----            | 18,692.94   | -----                           | 18,843,307.06  |
|   | 2021-2024                 |     |     |      |  | -----   | -----  | -----            | -2,948,341.67   | -----                           | 2,948,341.67   |
|   | 2020-2024                 |     |     |      |  | -----   | -----  | -----            | -1,785,991.00   | -----                           | 1,785,991.00   |
|   | 2018-2024                 |     |     |      |  | -----   | -----  | -----            | -243,333.00   | -----                           | 243,333.00     |
|   | 2023                      |     |     |      |  | -----   | 313,615,875.00   | -----            | 189,060,552.58  | -----                           | 124,555,322.42 |
|   | 2022-2023                 |     |     |      |  | 5,000,000.00  | -----  | 23,858,130.00    | 479,342.03  | 23,858,130.00                   | 4,520,657.97   |
|   | 2017-2023                 |     |     |      |  | -----   | -----  | -----            | -48,578.36  | -----                           | 48,578.36      |
|   | 2022                      |     |     |      |  | 174,306,110.72  | -----  | -23,858,130.00   | 86,396,391.57   | -----                           | 64,051,589.15  |
|   | 2021-2022                 |     |     |      |  | 4,663,663.80  | -----  | -----            | 4,063,343.56  | -----                           | 600,320.24     |
|   | 2017-2022                 |     |     |      |  | 336.00  | -----  | -----            | -----   | -----                           | 336.00         |
|   | 2021                      |     |     |      |  | 14,215,828.35   | -----  | -----            | 6,180,801.61  | -----                           | 8,035,026.74   |
|   | 2020-2021                 |     |     |      |  | 3,623,310.02  | -----  | -----            | 2,279,988.75  | -----                           | 1,343,321.27   |
|   | 2016-2021                 |     |     |      |  | 109,574.58  | -----  | -----            | 24,152.19   | -----                           | 85,422.39      |
|   | 2020                      |     |     |      |  | 3,481,723.80  | -----  | -----            | -250,911.51   | -----                           | 3,732,635.31   |
|   | 2019-2020                 |     |     |      |  | 88,000.00   | -----  | -----            | -----   | -----                           | 88,000.00      |
|   | 2017-2020                 |     |     |      |  | 3,558.33  | -----  | -----            | -----   | -----                           | 3,558.33       |
|   | 2019                      |     |     |      |  | 3,941,685.18  | -----  | -----            | 843,368.58  | -----                           | 3,098,316.60   |
|   | 2018-2019                 |     |     |      |  | 2,077.80  | -----  | -----            | -----   | -----                           | 2,077.80       |
|   | 2018                      |     |     |      |  | 5,241,374.34  | -----  | -----            | -3,775.35   | 5,245,149.69                    | -----          |
|   | No Year                   |     |     |      |  | -----   | -----  | -----            | -0.57   | -----                           | 0.57           |
|   | Subtotal                  |     | 070 | 0100 | 000                                      | 215,298,638.38  | 332,477,875.00   | -----            | 280,388,762.02  | 29,103,279.69                   | 238,284,471.67 |
| <p>Counterterrorism Fund, Departmental Management, Intelligence,<br/>                     Situational Awareness, and Oversight, Homeland Security<br/>                     Fund Resources:</p>  |                           |     |     |      |  |   |  |                  |   |                                 |                |
| Undisbursed Funds   | No Year                   |     | 070 | 0101 | 000                                      | 0.35  | -----  | -----            | -----   | -----                           | 0.35           |
| <p>Department-Wide Technology Investments, Departmental Management,<br/>                     Intelligence, Situational Awareness, and Oversight, Homeland Security<br/>                     Fund Resources:</p>   |                           |     |     |      |  |   |  |                  |   |                                 |                |
| Undisbursed Funds   | No Year                   |     | 070 | 0102 | 000                                      | 225,817,754.63  | -----  | -----            | 11,223,750.11   | -----                           | 214,594,004.52 |

Footnotes at End of Chapter

## Appropriations, Outlays, and Balances - Continued

| Appropriation or Fund Account<br><br>Title  | Account Symbol            |     |     |      | Balances,<br>Beginning of<br>Fiscal Year | Appropriations<br>and Other<br>Obligational<br>Authority <sup>1</sup> | Transfers<br>Borrowings<br>and<br>Investment<br>(Net) <sup>2</sup> | Outlays<br>(Net) | Balances<br>Withdrawn<br>and Other<br>Transactions <sup>3</sup> | Balances, End<br>of Fiscal Year |
|---|---------------------------|-----|-----|------|--|---|--|------------------|---|---------------------------------|
|   | Period of<br>Availability | ATA | AID | MAIN |  |   |  |                  |   |                                 |
| Office of the Secretary and Executive Management, Departmental Management, Intelligence, Situational Awareness, and Oversight, Homeland Security<br>Fund Resources:<br>Undisbursed Funds                            | No Year                   |     | 070 | 0110 | 000                                      | 208,495.40  | -----  | -----            | -----   | 208,495.40                      |
| Office of the Under Secretary for Management, Departmental Management, Intelligence, Situational Awareness, and Oversight, Homeland Security<br>Fund Resources:<br>Undisbursed Funds                                | 2014-2018                 |     | 070 | 0111 | 000                                      | 214,729.53  | -----  | -----            | 214,729.53  | -----                           |
|   | No Year                   |     |     |      |  | 113,583,199.48  | -----  | 19,263,765.18    | -----   | 94,319,434.30                   |
|   | Subtotal                  |     | 070 | 0111 | 000                                      | 113,797,929.01  | -----  | 19,263,765.18    | 214,729.53  | 94,319,434.30                   |
| Operations and Support, Management Directorate, Departmental Management, Intelligence, Situational Awareness, and Oversight, Homeland Security<br>Fund Resources:<br>Undisbursed Funds                              | 2023                      |     | 070 | 0112 | 000                                      | -----   | 1,731,472,067.00   | -----            | 1,035,416,491.92  | -----                           |
|   | 2022-2023                 |     |     |      |  | 29,892,492.74   | -----  | 604,580.00       | 9,929,710.28  | <sup>4</sup> 604,580.00         |
|   | 2022                      |     |     |      |  | 609,786,571.86  | -----  | -708,580.00      | 502,527,080.65  | -----                           |
|   | 2021-2022                 |     |     |      |  | 170,886.00  | -----  | -----            | 153,000.00  | -----                           |
|   | 2021                      |     |     |      |  | 81,527,058.26   | -----  | -----            | 31,821,587.09   | -----                           |
|   | 2020-2021                 |     |     |      |  | 247,412.25  | -----  | -----            | -----   | 247,412.25                      |
|   | 2020                      |     |     |      |  | 57,205,271.42   | -----  | -----            | 13,671,108.89   | -----                           |
|   | 2019                      |     |     |      |  | 34,722,127.28   | -----  | -----            | 1,864,341.41  | -----                           |
|   | 2018-2019                 |     |     |      |  | 8,912,346.36  | -----  | -----            | 245,832.49  | -----                           |
|   | 2018                      |     |     |      |  | 12,092,742.07   | -----  | -----            | 1,723,841.42  | 10,368,900.65                   |
|   | 2017-2018                 |     |     |      |  | 9,318,422.70  | -----  | -----            | 3,930.41  | 9,314,492.29                    |
|   | No Year                   |     |     |      |  | 4,019,916.61  | -----  | 21,450,000.00    | -----   | 17,400,562.32                   |
|   | Subtotal                  |     | 070 | 0112 | 000                                      | 847,895,247.55  | 1,731,472,067.00   | 21,346,000.00    | 1,605,426,278.85  | 20,287,972.94                   |
| Office of the Chief Information Officer, Departmental Management, Intelligence, Situational Awareness, and Oversight, Homeland Security<br>Fund Resources:<br>Undisbursed Funds                                     | No Year                   |     | 070 | 0113 | 000                                      | 7,255,652.81  | -----  | -----            | 1,768,016.28  | -----                           |
| Operations and Support, Intelligence, Analysis, and Operations Coordination, Departmental Management, Intelligence, Situational Awareness, and Oversight, Homeland Security<br>Fund Resources:<br>Undisbursed Funds | 2023-2024                 |     | 070 | 0115 | 000                                      | -----   | 95,273,000.00  | -----            | 23,991,397.49   | -----                           |
|   | 2023                      |     |     |      |  | -----   | 221,367,000.00   | 480,000.00       | 187,314,393.14  | -----                           |
|   | 2022-2023                 |     |     |      |  | 64,083,877.62   | -----  | 156,170.00       | 49,041,623.62   | <sup>4</sup> 636,170.00         |
|   | 2022                      |     |     |      |  | 34,658,650.17   | -----  | -636,170.00      | 28,410,366.87   | -----                           |
|   | 2021-2022                 |     |     |      |  | 10,070,457.62   | -----  | -----            | 6,322,059.07  | -----                           |
|   | 2021                      |     |     |      |  | 7,426,222.38  | -----  | -----            | 537,571.27  | -----                           |
|   | 2020-2021                 |     |     |      |  | 630,820.55  | -----  | -----            | 613,816.93  | -----                           |

Footnotes at End of Chapter

Appropriations, Outlays, and Balances - Continued

| Appropriation or Fund Account<br><br>Title   | Account Symbol            |     |     |      | Balances,<br>Beginning of<br>Fiscal Year | Appropriations<br>and Other<br>Obligational<br>Authority <sup>1</sup> | Transfers<br>Borrowings<br>and<br>Investment<br>(Net) <sup>2</sup> | Outlays<br>(Net) | Balances<br>Withdrawn<br>and Other<br>Transactions <sup>3</sup> | Balances, End<br>of Fiscal Year |
|--|---------------------------|-----|-----|------|--|---|--|------------------|---|---------------------------------|
|  | Period of<br>Availability | ATA | AID | MAIN |  |   |  |                  |   |                                 |
|  | 2020                      |     |     |      | 5,472,953.35                             | -----   | -----  | 164,378.16       | -----   | 5,308,575.19                    |
|  | 2019-2020                 |     |     |      | 3,445,922.53                             | -----   | -----  | 765,862.02       | -----   | 2,680,060.51                    |
|  | 2019                      |     |     |      | 2,687,598.58                             | -----   | -----  | 81,354.23        | -----   | 2,606,244.35                    |
|  | 2018-2019                 |     |     |      | 2,372,027.68                             | -----   | -----  | 72,514.03        | -----   | 2,299,513.65                    |
|  | 2018                      |     |     |      | 3,482,706.22                             | -----   | -----  | -153,788.35      | 3,636,494.57  | -----                           |
|  | 2017-2018                 |     |     |      | 5,505,632.36                             | -----   | -----  | 1,195,607.89     | 4,310,024.47  | -----                           |
|  | Subtotal                  |     | 070 | 0115 | 000                                      | 139,836,869.06  | 316,640,000.00   | 298,357,156.37   | 8,582,689.04  | 149,537,023.65                  |
| Procurement, Construction, and Improvements, Management Directorate,<br>Departmental Management, Intelligence, Situational Awareness, and<br>Oversight, Homeland Security<br>Fund Resources:                           |                           |     |     |      |  |   |  |                  |   |                                 |
| Undisbursed Funds  | 2022-2028                 |     | 070 | 0406 | 000                                      | 500,000,000.00  | -----  | 5,569,769.00     | -----   | 494,430,231.00                  |
|  | 2023-2027                 |     |     |      | -----                                    | 188,000,000.00  | -----  | -----            | -----   | 188,000,000.00                  |
|  | 2022-2026                 |     |     |      | 359,700,000.00                           | -113,000,000.00   | -----  | 720,629.05       | -----   | 245,979,370.95                  |
|  | 2023-2025                 |     |     |      | -----                                    | 137,245,000.00  | -----  | 12,006,136.32    | -----   | 125,238,863.68                  |
|  | 2022-2025                 |     |     |      | 180,000,000.00                           | -----   | -----  | 1,036,746.59     | -----   | 178,963,253.41                  |
|  | 2021-2025                 |     |     |      | 60,251,742.72                            | -----   | -----  | 8,206,653.49     | -----   | 52,045,089.23                   |
|  | 2022-2024                 |     |     |      | 125,823,290.46                           | -----   | -19,243,000.00   | 25,329,780.79    | -----   | 81,250,509.67                   |
|  | 2020-2024                 |     |     |      | 221,905,187.84                           | -----   | -----  | 36,457.07        | -----   | 221,868,730.77                  |
|  | 2021-2023                 |     |     |      | 63,757,957.08                            | -----   | -----  | 35,457,362.74    | -----   | 28,300,594.34                   |
|  | 2020-2022                 |     |     |      | 10,229,437.05                            | -----   | -----  | 1,508,754.91     | -----   | 8,720,682.14                    |
|  | 2019-2021                 |     |     |      | 1,496,824.84                             | -----   | -----  | 502,431.79       | -----   | 994,393.05                      |
|  | 2019-2020                 |     |     |      | 1,133,133.27                             | -----   | -----  | -----            | -----   | 1,133,133.27                    |
|  | 2018-2019                 |     |     |      | 4,462,063.66                             | -----   | -----  | 115,142.58       | -----   | 4,346,921.08                    |
|  | 2017-2018                 |     |     |      | 1,727,459.34                             | -----   | -----  | -----            | 1,727,459.34  | -----                           |
|  | No Year                   |     |     |      | 6,426,015.34                             | -----   | -----  | 1,705,959.21     | -----   | 4,720,056.13                    |
|  | Subtotal                  |     | 070 | 0406 | 000                                      | 1,536,913,111.60  | 212,245,000.00   | -19,243,000.00   | 92,195,823.54   | 1,635,991,828.72                |
| Research and Development, Management Directorate, Departmental<br>Management, Intelligence, Situational Awareness, and Oversight,<br>Homeland Security<br>Fund Resources:  |                           |     |     |      |  |   |  |                  |   |                                 |
| Undisbursed Funds  | 2019-2020                 |     | 070 | 0801 | 000                                      | 191,201.62  | -----  | -----            | -----   | 191,201.62                      |
|  | 2018-2019                 |     |     |      | 144,289.04                               | -----   | -----  | -----            | -----   | 144,289.04                      |
|  | 2017-2018                 |     |     |      | 108,456.85                               | -----   | -----  | -----            | 108,456.85  | -----                           |
|  | Subtotal                  |     | 070 | 0801 | 000                                      | 443,947.51  | -----  | -----            | 108,456.85  | 335,490.66                      |
| Procurement, Construction, and Improvements, Office of the Secretary<br>and Executive Management, Departmental Management, Intelligence,<br>Situational Awareness, and Oversight, Homeland Security<br>Fund Resources: |                           |     |     |      |  |   |  |                  |   |                                 |
| Undisbursed Funds  | 2023-2025                 |     | 070 | 1913 | 000                                      | -----   | 8,048,000.00   | -----            | -----   | 8,048,000.00                    |
| <b>Intragovernmental Funds</b>   |                           |     |     |      |  |   |  |                  |   |                                 |

Footnotes at End of Chapter



## Appropriations, Outlays, and Balances - Continued

| Appropriation or Fund Account<br><br>Title  | Account Symbol            |     |     |      | Balances,<br>Beginning of<br>Fiscal Year | Appropriations<br>and Other<br>Obligational<br>Authority <sup>1</sup> | Transfers<br>Borrowings<br>and<br>Investment<br>(Net) <sup>2</sup> | Outlays<br>(Net) | Balances<br>Withdrawn<br>and Other<br>Transactions <sup>3</sup> | Balances, End<br>of Fiscal Year |                  |
|---|---------------------------|-----|-----|------|--|---|--|------------------|---|---------------------------------|------------------|
|   | Period of<br>Availability | ATA | AID | MAIN |  |   |  |                  |   |                                 | SUB              |
| Working Capital Fund, Departmental Management, Intelligence,<br>Situational Awareness, and Oversight, Homeland Security<br>Fund Resources:<br>Undisbursed Funds | No Year                   |     | 070 | 4640 | 000                                      | 3,084,646.61  | -----  | -----            | 891,061.83  | -----                           | 2,193,584.78     |
| <b>Trust Fund Accounts</b>  |                           |     |     |      |  |   |  |                  |   |                                 |                  |
| Gifts and Donations, Department Management, Homeland Security<br>Fund Resources:<br>Undisbursed Funds   | No Year                   |     | 070 | 8244 | 000                                      | 18,335,664.79   | -----  | -----            | 4,921,960.31  | -----                           | 13,413,704.48    |
| Total, Departmental Management and Operations   |                           |     |     |      |  | 3,108,887,957.70  | 2,600,882,942.00   | 2,103,000.00     | 2,314,436,574.49  | 60,024,587.39                   | 3,337,412,737.82 |
| <b>Office of the Inspector General</b>  |                           |     |     |      |  |   |  |                  |   |                                 |                  |
| <b>General Fund Accounts</b>  |                           |     |     |      |  |   |  |                  |   |                                 |                  |
| Operations and Support, Office of Inspector General, Homeland Security<br>Fund Resources:<br>Undisbursed Funds  | 2023-2028                 |     | 070 | 0200 | 000                                      | -----   | 50,000.00  | -----            | -----   | -----                           | 50,000.00        |
|   | 2022-2028                 |     |     |      |  | 50,000.00   | -----  | -----            | 25,453.77   | -----                           | 24,546.23        |
|   | 2022-2026                 |     |     |      |  | 2,808,750.00  | -----  | -----            | 29,913.56   | -----                           | 2,778,836.44     |
|   | 2021-2025                 |     |     |      |  | -----   | -----  | 14,000,000.00    | 1,493,717.58  | -----                           | 12,506,282.42    |
|   | 2023                      |     |     |      |  | -----   | 214,879,000.00   | -----            | 175,684,427.43  | -----                           | 39,194,572.57    |
|   | 2022-2023                 |     |     |      |  | -----   | -----  | 224,000.00       | -----   | -----                           | 224,000.00       |
|   | 2022                      |     |     |      |  | 35,791,993.36   | -----  | -224,000.00      | 30,521,931.86   | -----                           | 5,046,061.50     |
|   | 2021                      |     |     |      |  | 4,004,868.61  | -----  | -----            | 498,379.63  | -----                           | 3,506,488.98     |
|   | 2020-2021                 |     |     |      |  | 7.20  | -----  | -----            | -----   | -----                           | 7.20             |
|   | 2020                      |     |     |      |  | 8,105,831.89  | -----  | -----            | 23,162.13   | -----                           | 8,082,669.76     |
|   | 2019-2020                 |     |     |      |  | 2.00  | -----  | -----            | -----   | -----                           | 2.00             |
|   | 2018-2020                 |     |     |      |  | 630,385.97  | -----  | -----            | -----   | -----                           | 630,385.97       |
|   | 2019                      |     |     |      |  | 3,432,158.84  | -----  | -----            | 1,935.52  | -----                           | 3,430,223.32     |
|   | 2018                      |     |     |      |  | 1,449,571.51  | -----  | -----            | 81,587.71   | 1,367,983.80                    | -----            |
|   | No Year                   |     |     |      |  | 7,318,305.14  | 17,500,000.00  | 1,000,000.00     | 3,522,319.29  | -----                           | 22,295,985.85    |
|   | Subtotal                  |     | 070 | 0200 | 000                                      | 63,591,874.52   | 232,429,000.00   | 15,000,000.00    | 211,882,828.48  | 1,367,983.80                    | 97,770,062.24    |
| Total, Office of the Inspector General  |                           |     |     |      |  | 63,591,874.52   | 232,429,000.00   | 15,000,000.00    | 211,882,828.48  | 1,367,983.80                    | 97,770,062.24    |
| <b>Citizenship and Immigration Services</b>   |                           |     |     |      |  |   |  |                  |   |                                 |                  |
| <b>General Fund Accounts</b>  |                           |     |     |      |  |   |  |                  |   |                                 |                  |
| Operations and Support, U.S. Citizenship and Immigration Services,<br>Homeland Security<br>Fund Resources:<br>Undisbursed Funds                                 | 2023                      |     | 070 | 0300 | 000                                      | -----   | 242,981,000.00   | -----            | 190,947,553.98  | -----                           | 52,033,446.02    |
|   | 2022-2023                 |     |     |      |  | 81,189,818.72   | -32,750,000.00   | 3,208,190.00     | 25,042,422.61   | 4 3,208,190.00                  | 23,397,396.11    |
|   | 2022                      |     |     |      |  | 121,474,451.67  | -----  | -5,735,190.00    | 90,015,610.65   | -----                           | 25,723,651.02    |
|   | 2021                      |     |     |      |  | 6,881,554.47  | -----  | -----            | 131,344.58  | -----                           | 6,750,209.89     |
|   | 2020                      |     |     |      |  | 14,435,062.72   | -----  | -----            | 4,583.69  | -----                           | 14,430,479.03    |

Footnotes at End of Chapter

Appropriations, Outlays, and Balances - Continued

| Appropriation or Fund Account<br><br>Title   | Account Symbol            |     |     |      | Balances,<br>Beginning of<br>Fiscal Year | Appropriations<br>and Other<br>Obligational<br>Authority <sup>1</sup> | Transfers<br>Borrowings<br>and<br>Investment<br>(Net) <sup>2</sup> | Outlays<br>(Net) | Balances<br>Withdrawn<br>and Other<br>Transactions <sup>3</sup> | Balances, End<br>of Fiscal Year |                  |
|--|---------------------------|-----|-----|------|--|---|--|------------------|---|---------------------------------|------------------|
|  | Period of<br>Availability | ATA | AID | MAIN |  |   |  |                  |   |                                 | SUB              |
|  | 2019                      |     |     |      | 11,366,277.63                            | -----   | -----  | 386,233.78       | -----   | 10,980,043.85                   |                  |
|  | 2018                      |     |     |      | 2,261,115.52                             | -----   | -----  | -----            | 2,261,115.52  | -----                           |                  |
|  | No Year                   |     |     |      | 1,667,134.80                             | -187,278.00   | -----  | 1,406,197.96     | -----   | 73,658.84                       |                  |
|  | Subtotal                  |     | 070 | 0300 | 000                                      | 239,275,415.53  | 210,043,722.00   | -2,527,000.00    | 307,933,947.25  | 5,469,305.52                    | 133,388,884.76   |
| Procurement, Construction, and Improvements, United States Citizenship and Immigration Services, Homeland Security Fund Resources: |                           |     |     |      |  |   |  |                  |   |                                 |                  |
| Undisbursed Funds  | 2019-2021                 |     | 070 | 0407 | 000                                      | 1,520,448.57  | -----  | -----            | -----   | 1,520,448.57                    |                  |
|  | 2018-2020                 |     |     |      |  | 374,437.43  | -----  | -----            | -----   | 374,437.43                      |                  |
|  | Subtotal                  |     | 070 | 0407 | 000                                      | 1,894,886.00  | -----  | -----            | -----   | 1,894,886.00                    |                  |
| Federal Assistance, U.S. Citizenship and Immigration Services, Homeland Security Fund Resources:                                   |                           |     |     |      |  |   |  |                  |   |                                 |                  |
| Undisbursed Funds  | 2023-2024                 |     | 070 | 0408 | 000                                      | -----   | 25,000,000.00  | -----            | -----   | 25,000,000.00                   |                  |
|  | 2022                      |     |     |      |  | 20,000,000.00   | -----  | 7,355,957.69     | -----   | 12,644,042.31                   |                  |
|  | 2021                      |     |     |      |  | 6,515,376.39  | -----  | 4,846,203.81     | -----   | 1,669,172.58                    |                  |
|  | 2020                      |     |     |      |  | 1,793,682.35  | -----  | 1,212,870.53     | -----   | 580,811.82                      |                  |
|  | 2019                      |     |     |      |  | 488,127.97  | -----  | -----            | -----   | 488,127.97                      |                  |
|  | Subtotal                  |     | 070 | 0408 | 000                                      | 28,797,186.71   | 25,000,000.00  | -----            | 13,415,032.03   | 40,382,154.68                   |                  |
| <b>Special Fund Accounts</b>   |                           |     |     |      |  |   |  |                  |   |                                 |                  |
| Immigration Examination Fees, Immigration Services, Homeland Security Fund Resources:  |                           |     |     |      |  |   |  |                  |   |                                 |                  |
| Undisbursed Funds  | No Year                   |     | 070 | 5088 | 000                                      | 3,759,197,025.36  | 4,917,520,079.67   | -----            | 4,717,053,603.07  | -----                           | 3,959,663,501.96 |
| Immigration Services, H-1 B Funded, Homeland Security Fund Resources:  |                           |     |     |      |  |   |  |                  |   |                                 |                  |
| Undisbursed Funds  | No Year                   |     | 070 | 5106 | 000                                      | 31,741,852.70   | 17,259,187.50  | -----            | 10,403,481.84   | -----                           | 38,597,558.36    |
| H-1B and L Fraud Prevention and Detection Account, Citizenship and Immigration Services, Homeland Security Fund Resources:         |                           |     |     |      |  |   |  |                  |   |                                 |                  |
| Undisbursed Funds  | No Year                   |     | 070 | 5389 | 000                                      | 54,398,495.73   | 46,636,355.98  | -----            | 49,267,012.67   | -----                           | 51,767,839.04    |
| EB-5 Integrity Fund, U.S. Citizenship and Immigration Services, Homeland Security Fund Resources:                                  |                           |     |     |      |  |   |  |                  |   |                                 |                  |
| Undisbursed Funds  | No Year                   |     | 070 | 5705 | 000                                      | -----   | 8,066,000.00   | -----            | -----   | -----                           | 8,066,000.00     |
| Total, Citizenship and Immigration Services  |                           |     |     |      |  | 4,115,304,862.03  | 5,224,525,345.15   | -2,527,000.00    | 5,098,073,076.86  | 5,469,305.52                    | 4,233,760,824.80 |
| <b>United States Secret Service</b>  |                           |     |     |      |  |   |  |                  |   |                                 |                  |
| <b>General Fund Accounts</b>   |                           |     |     |      |  |   |  |                  |   |                                 |                  |
| Operations and Support, United States Secret Service, Homeland Security Fund Resources:  |                           |     |     |      |  |   |  |                  |   |                                 |                  |
| Undisbursed Funds  | 2023-2024                 |     | 070 | 0400 | 000                                      | -----   | 52,296,000.00  | -----            | 22,676,064.56   | -----                           | 29,619,935.44    |
|  | 2023                      |     |     |      |  | -----   | 2,640,366,168.00   | -840,480.22      | 2,041,669,668.92  | -----                           | 597,856,018.86   |

Footnotes at End of Chapter

## Appropriations, Outlays, and Balances - Continued

| Appropriation or Fund Account<br><br>Title   | Account Symbol            |     |     |      | Balances,<br>Beginning of<br>Fiscal Year | Appropriations<br>and Other<br>Obligational<br>Authority <sup>1</sup> | Transfers<br>Borrowings<br>and<br>Investment<br>(Net) <sup>2</sup> | Outlays<br>(Net) | Balances<br>Withdrawn<br>and Other<br>Transactions <sup>3</sup> | Balances, End<br>of Fiscal Year |                  |
|--|---------------------------|-----|-----|------|--|---|--|------------------|---|---------------------------------|------------------|
|  | Period of<br>Availability | ATA | AID | MAIN |  |   |  |                  |   |                                 | SUB              |
|  | 2022-2023                 |     |     |      | 31,880,571.40                            | -----   | 6,332,670.00   | 12,174,633.99    | <sup>4</sup> 6,332,670.00                                       | 19,705,937.41                   |                  |
|  | 2022                      |     |     |      | 624,613,789.03                           | -----   | -5,491,067.80  | 445,456,938.23   | -----   | 173,665,783.00                  |                  |
|  | 2021-2022                 |     |     |      | 13,020,006.57                            | -----   | -----  | 8,015,337.59     | -----   | 5,004,668.98                    |                  |
|  | 2021                      |     |     |      | 62,581,019.41                            | -----   | -----  | 34,157,902.46    | -----   | 28,423,116.95                   |                  |
|  | 2020-2021                 |     |     |      | 7,214,768.44                             | -----   | -----  | 4,415,839.55     | -----   | 2,798,928.89                    |                  |
|  | 2020                      |     |     |      | 72,315,638.71                            | -----   | -----  | 9,648,480.17     | -----   | 62,667,158.54                   |                  |
|  | 2019-2020                 |     |     |      | 6,608,561.23                             | -----   | -----  | 1,033,703.63     | -----   | 5,574,857.60                    |                  |
|  | 2019                      |     |     |      | 58,099,883.39                            | -----   | -----  | 2,750,502.49     | -----   | 55,349,380.90                   |                  |
|  | 2018-2019                 |     |     |      | 11,539,276.87                            | -----   | -----  | -----            | -----   | 11,539,276.87                   |                  |
|  | 2018                      |     |     |      | 40,109,623.29                            | -----   | -----  | -3,823,450.98    | 43,933,074.27   | -----                           |                  |
|  | 2017-2018                 |     |     |      | 2,669,945.90                             | -----   | -----  | -----            | 2,669,945.90  | -----                           |                  |
|  | No Year                   |     |     |      | 17,174,585.49                            | 23,000,000.00   | -----  | -18,565,142.68   | -----   | 58,739,728.17                   |                  |
| Funds Held Outside the Treasury  | 2023                      |     |     |      | -----                                    | -----   | 840,480.22   | -----            | -----   | 840,480.22                      |                  |
|  | 2022                      |     |     |      | 841,602.20                               | -----   | -841,602.20  | -----            | -----   | -----                           |                  |
|  | Subtotal                  |     | 070 | 0400 | 000                                      | 948,669,271.93  | 2,715,662,168.00   | 0.00             | 2,559,610,477.93  | 52,935,690.17                   | 1,051,785,271.83 |
| Procurement, Construction, and Improvements, United States Secret Service, Homeland Security Fund Resources: |                           |     |     |      |  |   |  |                  |   |                                 |                  |
| Undisbursed Funds  | 2023-2025                 |     | 070 | 0401 | 000                                      | -----   | 83,888,000.00  | -----            | 8,370,135.98  | -----                           | 75,517,864.02    |
|  | 2022-2024                 |     |     |      |  | 43,395,029.35   | -----  | 8,806,338.11     | -----   | 34,588,691.24                   |                  |
|  | 2021-2023                 |     |     |      |  | 31,324,747.69   | -----  | 14,097,989.15    | -----   | 17,226,758.54                   |                  |
|  | 2020-2022                 |     |     |      |  | 24,815,181.80   | -----  | 10,404,620.18    | -----   | 14,410,561.62                   |                  |
|  | 2019-2021                 |     |     |      |  | 11,342,484.48   | -----  | 6,374,757.44     | -----   | 4,967,727.04                    |                  |
|  | 2017-2021                 |     |     |      |  | 3,767,590.04  | -----  | 3,736,940.50     | -----   | 30,649.54                       |                  |
|  | 2019-2020                 |     |     |      |  | 758,386.54  | -----  | 720,609.77       | -----   | 37,776.77                       |                  |
|  | 2018-2020                 |     |     |      |  | 2,288,703.22  | -----  | 288,485.67       | -----   | 2,000,217.55                    |                  |
|  | 2017-2019                 |     |     |      |  | 1,973,042.38  | -----  | 1,621,112.36     | -----   | 351,930.02                      |                  |
|  | 2015-2019                 |     |     |      |  | 237,683.10  | -----  | -5,364.87        | -----   | 243,047.97                      |                  |
|  | 2016-2018                 |     |     |      |  | 1,742,686.80  | -----  | -----            | 1,742,686.80  | -----                           |                  |
|  | 2014-2018                 |     |     |      |  | 169,344.22  | -----  | -----            | 169,344.22  | -----                           |                  |
|  | No Year                   |     |     |      |  | 391,632.75  | -----  | -----            | -----   | 391,632.75                      |                  |
|  | Subtotal                  |     | 070 | 0401 | 000                                      | 122,206,512.37  | 83,888,000.00  | -----            | 54,415,624.29   | 1,912,031.02                    | 149,766,857.06   |
| Contribution for Annuity Benefits, United States Secret Service, Homeland Security Fund Resources:           |                           |     |     |      |  |   |  |                  |   |                                 |                  |
| Undisbursed Funds  | No Year                   |     | 070 | 0405 | 000                                      | 24,055,328.83   | 269,923,260.45   | -----            | 275,781,186.54  | -----                           | 18,197,402.74    |
| Research and Development, United States Secret Service, Homeland Security Fund Resources:                    |                           |     |     |      |  |   |  |                  |   |                                 |                  |
| Undisbursed Funds  | 2023-2024                 |     | 070 | 0804 | 000                                      | -----   | 4,025,000.00   | -----            | 11,204.17   | -----                           | 4,013,795.83     |
|  | 2022-2023                 |     |     |      |  | 2,255,234.65  | -----  | 799,517.13       | -----   | 1,455,717.52                    |                  |

Footnotes at End of Chapter

Appropriations, Outlays, and Balances - Continued

| Appropriation or Fund Account<br><br>Title  | Account Symbol            |     |     |             | Balances,<br>Beginning of<br>Fiscal Year | Appropriations<br>and Other<br>Obligational<br>Authority <sup>1</sup> | Transfers<br>Borrowings<br>and<br>Investment<br>(Net) <sup>2</sup> | Outlays<br>(Net) | Balances<br>Withdrawn<br>and Other<br>Transactions <sup>3</sup> | Balances, End<br>of Fiscal Year |                         |
|---|---------------------------|-----|-----|-------------|--|---|--|------------------|---|---------------------------------|-------------------------|
|   | Period of<br>Availability | ATA | AID | MAIN<br>SUB |  |   |  |                  |   |                                 |                         |
|   | 2021-2022                 |     |     |             | 1,554,220.91                             | -----   | -----  | 1,154,453.79     | -----   | 399,767.12                      |                         |
|   | 2020-2021                 |     |     |             | 2,589,357.47                             | -----   | -----  | -----            | -----   | 2,589,357.47                    |                         |
|   | 2019-2020                 |     |     |             | 913,985.41                               | -----   | -----  | 149,861.28       | -----   | 764,124.13                      |                         |
|   | 2018-2019                 |     |     |             | 300.00                                   | -----   | -----  | -----            | -----   | 300.00                          |                         |
|   | Subtotal                  |     | 070 | 0804        | 000                                      | 7,313,098.44  | 4,025,000.00   | 2,115,036.37     | -----   | 9,223,062.07                    |                         |
| Total, United States Secret Service   |                           |     |     |             | 1,102,244,211.57                         | 3,073,498,428.45  | 0.00   | 2,891,922,325.13 | 54,847,721.19   | 1,228,972,593.70                |                         |
| <b>Transportation Security Administration</b>   |                           |     |     |             |  |   |  |                  |   |                                 |                         |
| <b>General Fund Accounts</b>  |                           |     |     |             |  |   |  |                  |   |                                 |                         |
| Procurement, Construction, and Improvements, Transportation Security Administration, Homeland Security Fund Resources:  |                           |     |     |             |  |   |  |                  |   |                                 |                         |
| Undisbursed Funds   | 2023-2025                 |     | 070 | 0410        | 000                                      | -----   | 141,645,000.00   | -----            | 15,687,511.80   | -----                           | 125,957,488.20          |
|   | 2022-2024                 |     |     |             |  | 129,406,410.08  | -----  | 81,293,025.95    | -----   | 48,113,384.13                   |                         |
|   | 2021-2023                 |     |     |             |  | 54,234,561.71   | -----  | 41,751,162.50    | -----   | 12,483,399.21                   |                         |
|   | 2020-2022                 |     |     |             |  | 24,336,098.16   | -----  | 10,214,891.83    | -----   | 14,121,206.33                   |                         |
|   | 2019-2021                 |     |     |             |  | 3,397,793.73  | -----  | 700,160.93       | -----   | 2,697,632.80                    |                         |
|   | 2018-2020                 |     |     |             |  | 4,060,044.06  | -----  | 285,592.03       | -----   | 3,774,452.03                    |                         |
|   | 2018-2019                 |     |     |             |  | 82,277.10   | -----  | -----            | -----   | 82,277.10                       |                         |
|   | 2017-2019                 |     |     |             |  | 5,127,674.74  | -----  | 370,857.53       | -----   | 4,756,817.21                    |                         |
|   | Subtotal                  |     | 070 | 0410        | 000                                      | 220,644,859.58  | 141,645,000.00   | 150,303,202.57   | -----   | 211,986,657.01                  |                         |
| Expenses, Transportation Security Administration, Border and Transportation Security, Homeland Security Fund Resources: |                           |     |     |             |  |   |  |                  |   |                                 |                         |
| Undisbursed Funds   | No Year                   |     | 070 | 0508        | 000                                      | 0.92  | -----  | -----            | -----   | 0.92                            |                         |
| Federal Air Marshals, Transportation Security Administration, Homeland Security Fund Resources:                         |                           |     |     |             |  |   |  |                  |   |                                 |                         |
| Undisbursed Funds   | No Year                   |     | 070 | 0541        | 000                                      | 159,773.27  | -----  | -----            | -----   | 159,773.27                      |                         |
| Operations and Support, Transportation Security Administration, Homeland Security Fund Resources:                       |                           |     |     |             |  |   |  |                  |   |                                 |                         |
| Undisbursed Funds   | 2023-2024                 |     | 070 | 0550        | 000                                      | -----   | 6,176,117,536.83   | -----            | 4,233,793,187.84  | -----                           | 1,942,324,348.99        |
|   | 2019-2024                 |     |     |             |  | 2,467,780.42  | -----  | 612,490.25       | -----   | 1,855,290.17                    |                         |
|   | 2022-2023                 |     |     |             |  | 1,915,059,927.38  | 85,000.00  | -57,952,000.00   | 1,570,473,721.22  | -----                           | 286,719,206.16          |
|   | 2018-2023                 |     |     |             |  | 686,708.00  | -----  | -----            | 102,010.65  | -----                           | 584,697.35              |
|   | 2021-2022                 |     |     |             |  | 244,648,952.64  | -----  | -----            | 137,107,256.83  | -----                           | 107,541,695.81          |
|   | 2020-2022                 |     |     |             |  | 288,815.14  | -----  | -----            | -364,599.06   | -----                           | 653,414.20              |
|   | 2018-2022                 |     |     |             |  | 475,010.27  | -----  | -----            | 100,683.20  | -----                           | 374,327.07              |
|   | 2020-2021                 |     |     |             |  | 145,052,695.77  | -----  | -----            | 24,418,192.09   | -----                           | 120,634,503.68          |
|   | 2019-2021                 |     |     |             |  | 93,734.00   | -----  | -----            | -----   | -----                           | 93,734.00               |
|   | 2018-2021                 |     |     |             |  | -20,569.51  | -----  | -----            | -----   | -----                           | <sup>5</sup> -20,569.51 |

Footnotes at End of Chapter

## Appropriations, Outlays, and Balances - Continued

| Appropriation or Fund Account<br><br>Title  | Account Symbol            |     |     |      | Balances,<br>Beginning of<br>Fiscal Year | Appropriations<br>and Other<br>Obligational<br>Authority <sup>1</sup> | Transfers<br>Borrowings<br>and<br>Investment<br>(Net) <sup>2</sup> | Outlays<br>(Net) | Balances<br>Withdrawn<br>and Other<br>Transactions <sup>3</sup> | Balances, End<br>of Fiscal Year |                  |
|---|---------------------------|-----|-----|------|--|---|--|------------------|---|---------------------------------|------------------|
|   | Period of<br>Availability | ATA | AID | MAIN |  |   |  |                  |   |                                 | SUB              |
|   | 2017-2021                 |     |     |      | 50,511.90                                | -----   | -----  | -----            | -----   | 50,511.90                       |                  |
|   | 2019-2020                 |     |     |      | 63,073,154.55                            | -----   | -----  | 3,529,281.72     | -----   | 59,543,872.83                   |                  |
|   | 2018-2019                 |     |     |      | 81,794,732.90                            | -----   | -----  | 2,855,336.90     | -----   | 78,939,396.00                   |                  |
|   | 2017-2018                 |     |     |      | 60,449,526.27                            | -----   | -----  | 617,349.15       | 59,832,177.12   | -----                           |                  |
|   | No Year                   |     |     |      | 389,096,306.92                           | -----   | -----  | -126,120,135.86  | -----   | 515,216,442.78                  |                  |
|   | Subtotal                  |     | 070 | 0550 | 000                                      | 2,903,217,286.65  | 6,176,202,536.83   | -57,952,000.00   | 5,847,124,774.93  | 59,832,177.12                   | 3,114,510,871.43 |
| Surface Transportation Security, Transportation Security Administration, Homeland Security Fund Resources:                              |                           |     |     |      |  |   |  |                  |   |                                 |                  |
| Undisbursed Funds   | No Year                   |     | 070 | 0551 | 000                                      | 0.30  | -----  | -----            | -----   | -----                           | 0.30             |
| Research and Development, Transportation Security Administration, Border and Transportation Security, Homeland Security Fund Resources: |                           |     |     |      |  |   |  |                  |   |                                 |                  |
| Undisbursed Funds   | No Year                   |     | 070 | 0553 | 000                                      | 30,809.01   | -----  | -----            | -----   | -----                           | 30,809.01        |
| Transportation Security Support, Transportation Security Administration, Homeland Security Fund Resources:                              |                           |     |     |      |  |   |  |                  |   |                                 |                  |
| Undisbursed Funds   | No Year                   |     | 070 | 0554 | 000                                      | 12,207.93   | -----  | -----            | -----   | -----                           | 12,207.93        |
| Intelligence and Vetting, Transportation Security Administration, Homeland Security Fund Resources:                                     |                           |     |     |      |  |   |  |                  |   |                                 |                  |
| Undisbursed Funds   | No Year                   |     | 070 | 0557 | 000                                      | 6,473,064.93  | -----  | -----            | 217,537.91  | -----                           | 6,255,527.02     |
| Research and Development, Transportation Security Administration, Homeland Security Fund Resources:                                     |                           |     |     |      |  |   |  |                  |   |                                 |                  |
| Undisbursed Funds   | 2023-2024                 |     | 070 | 0802 | 000                                      | -----   | 33,532,000.00  | -----            | 2,304,362.11  | -----                           | 31,227,637.89    |
|   | 2022-2023                 |     |     |      |  | 34,011,206.41   | -----  | -----            | 22,077,139.27   | -----                           | 11,934,067.14    |
|   | 2021-2022                 |     |     |      |  | 9,323,337.28  | -----  | -----            | 3,200,690.63  | -----                           | 6,122,646.65     |
|   | 2020-2021                 |     |     |      |  | 2,587,702.94  | -----  | -----            | 720,010.70  | -----                           | 1,867,692.24     |
|   | 2019-2020                 |     |     |      |  | 1,750,081.69  | -----  | -----            | 290,685.05  | -----                           | 1,459,396.64     |
|   | 2018-2019                 |     |     |      |  | 1,605,040.06  | -----  | -----            | -----   | -----                           | 1,605,040.06     |
|   | Subtotal                  |     | 070 | 0802 | 000                                      | 49,277,368.38   | 33,532,000.00  | -----            | 28,592,887.76   | -----                           | 54,216,480.62    |
| <b>Special Fund Accounts</b>  |                           |     |     |      |  |   |  |                  |   |                                 |                  |
| Aviation Security Capital Fund, Transportation Security Administration, Homeland Security Fund Resources:                               |                           |     |     |      |  |   |  |                  |   |                                 |                  |
| Undisbursed Funds   | No Year                   |     | 070 | 5385 | 000                                      | 1,106,879,025.26  | 250,000,000.00   | -----            | 314,218,990.03  | -----                           | 1,042,660,035.23 |
| Unclaimed Checkpoint Money, Transportation Security Administration, Homeland Security Fund Resources:                                   |                           |     |     |      |  |   |  |                  |   |                                 |                  |
| Undisbursed Funds   | No Year                   |     | 070 | 5390 | 000                                      | 2,219,804.81  | 956,253.38   | -----            | 994,613.79  | -----                           | 2,181,444.40     |

Footnotes at End of Chapter

Appropriations, Outlays, and Balances - Continued

| Appropriation or Fund Account<br><br>Title  | Account Symbol         |     |     |      | Balances, Beginning of Fiscal Year | Appropriations and Other Obligational Authority <sup>1</sup> | Transfers Borrowings and Investment (Net) <sup>2</sup> | Outlays (Net)  | Balances Withdrawn and Other Transactions <sup>3</sup> | Balances, End of Fiscal Year |                            |
|---|------------------------|-----|-----|------|------------------------------------|--|--|----------------|--|------------------------------|----------------------------|
|   | Period of Availability | ATA | AID | MAIN |                                    |  |  |                |  |                              | SUB                        |
| Airport Checkpoint Screening Fund, Transportation Security Administration, Homeland Security Fund Resources:<br>Undisbursed Funds             | No Year                |     | 070 | 5545 | 000                                | 1,312,212.95   | -----  | -----          | 271,761.25   | -----                        | 1,040,451.70               |
| Total, Transportation Security Administration   |                        |     |     |      |                                    | 4,290,226,413.99   | 6,602,335,790.21                                       | -57,952,000.00 | 6,341,723,768.24                                       | 59,832,177.12                | 4,433,054,258.84           |
| <b>Federal Law Enforcement Training Center</b>  |                        |     |     |      |                                    |  |  |                |  |                              |                            |
| <b>General Fund Accounts</b>  |                        |     |     |      |                                    |  |  |                |  |                              |                            |
| Operations and Support, Federal Law Enforcement Training Centers, Homeland Security Fund Resources:<br>Undisbursed Funds                      | 2023-2024              |     | 070 | 0509 | 000                                | -----  | 66,665,000.00  | -----          | 46,859,548.79  | -----                        | 19,805,451.21              |
|   | 2023                   |     |     |      |                                    | -----  | 282,652,198.00   | -----          | 214,712,774.08   | -----                        | 67,939,423.92              |
|   | 2022-2023              |     |     |      |                                    | 21,698,284.67  | -----  | 459,790.00     | 29,330,863.79  | <sup>4</sup> 459,790.00      | <sup>5</sup> -7,632,579.12 |
|   | 2022                   |     |     |      |                                    | 47,545,336.77  | -----  | -529,790.00    | 39,637,406.67  | -----                        | 7,378,140.10               |
|   | 2021-2022              |     |     |      |                                    | -13,631,661.12   | -----  | -----          | -15,715,631.44   | -----                        | 2,083,970.32               |
|   | 2021                   |     |     |      |                                    | 8,130,200.29   | -----  | -----          | 4,576,655.30   | -----                        | 3,553,544.99               |
|   | 2020-2021              |     |     |      |                                    | 3,813,898.29   | -----  | -----          | 53,925.61  | -----                        | 3,759,972.68               |
|   | 2020                   |     |     |      |                                    | 2,968,443.78   | -----  | -----          | 204,377.90   | -----                        | 2,764,065.88               |
|   | 2019-2020              |     |     |      |                                    | 1,897,832.56   | -----  | -----          | -658,235.59  | -----                        | 2,556,068.15               |
|   | 2019                   |     |     |      |                                    | 5,669,591.45   | -----  | -----          | -1,017.46  | -----                        | 5,670,608.91               |
|   | 2018-2019              |     |     |      |                                    | 1,903,443.24   | -----  | -----          | 54,850.49  | -----                        | 1,848,592.75               |
|   | 2017-2019              |     |     |      |                                    | 33,326.08  | -----  | -----          | -----  | -----                        | 33,326.08                  |
|   | 2018                   |     |     |      |                                    | 1,653,918.18   | -----  | -----          | 134,553.23   | 1,519,364.95                 | -----                      |
|   | 2017-2018              |     |     |      |                                    | 6,432,440.54   | -----  | -----          | -6,574.58  | 6,439,015.12                 | -----                      |
|   | No Year                |     |     |      |                                    | 1,015,904.70   | -----  | -----          | 136,206.65   | -----                        | 879,698.05                 |
|   | Subtotal               |     | 070 | 0509 | 000                                | 89,130,959.43  | 349,317,198.00   | -70,000.00     | 319,319,703.44   | 8,418,170.07                 | 110,640,283.92             |
| Procurement, Construction, and Improvements, Federal Law Enforcement Training Centers, Homeland Security Fund Resources:<br>Undisbursed Funds | 2023-2027              |     | 070 | 0510 | 000                                | -----  | 51,995,000.00  | -----          | 782,922.00   | -----                        | 51,212,078.00              |
|   | 2022-2026              |     |     |      |                                    | 33,200,000.00  | -----  | -----          | 1,626,961.00   | -----                        | 31,573,039.00              |
|   | 2021-2025              |     |     |      |                                    | 25,989,636.49  | -----  | -----          | 1,950.00   | -----                        | 25,987,686.49              |
|   | 2020-2024              |     |     |      |                                    | 13,959,997.92  | -----  | -1,692,531.82  | 12,028,150.81  | -----                        | 239,315.29                 |
|   | 2019-2023              |     |     |      |                                    | 19,098,547.06  | -----  | -----          | 11,656,387.20  | -----                        | 7,442,159.86               |
|   | 2018-2022              |     |     |      |                                    | -35,288.87   | -----  | -----          | -35,518.00   | -----                        | 229.13                     |
|   | 2020-2021              |     |     |      |                                    | 346,127.90   | -----  | -----          | -----  | -----                        | 346,127.90                 |
|   | 2020                   |     |     |      |                                    | 73,531.00  | -----  | -----          | -----  | -----                        | 73,531.00                  |
|   | 2016-2020              |     |     |      |                                    | 1.00   | -----  | -----          | -----  | -----                        | 1.00                       |
|   | 2019                   |     |     |      |                                    | -79,457.51   | -----  | -----          | -----  | -----                        | <sup>5</sup> -79,457.51    |
|   | 2015-2019              |     |     |      |                                    | 40,666.81  | -----  | -----          | -----  | -----                        | 40,666.81                  |

Footnotes at End of Chapter

## Appropriations, Outlays, and Balances - Continued

| Appropriation or Fund Account<br><br>Title   | Account Symbol            |     |     |      | Balances,<br>Beginning of<br>Fiscal Year | Appropriations<br>and Other<br>Obligational<br>Authority <sup>1</sup> | Transfers<br>Borrowings<br>and<br>Investment<br>(Net) <sup>2</sup> | Outlays<br>(Net) | Balances<br>Withdrawn<br>and Other<br>Transactions <sup>3</sup> | Balances, End<br>of Fiscal Year |
|--|---------------------------|-----|-----|------|--|---|--|------------------|---|---------------------------------|
|  | Period of<br>Availability | ATA | AID | MAIN |  |   |  |                  |   |                                 |
|  | 2014-2018                 |     |     |      | 13,994.50                                | -----   | -----  | -----            | 13,994.50   | -----                           |
|  | No Year                   |     |     |      | -2,158,295.68                            | -----   | -72,665.61   | -2,205,513.01    | -----   | <sup>5</sup> -25,448.28         |
|  | Subtotal                  |     | 070 | 0510 | 90,449,460.62                            | 51,995,000.00   | -1,765,197.43  | 23,855,340.00    | 13,994.50   | 116,809,928.69                  |
| Total, Federal Law Enforcement Training Center   |                           |     |     |      | 179,580,420.05                           | 401,312,198.00  | -1,835,197.43  | 343,175,043.44   | 8,432,164.57  | 227,450,212.61                  |
| <b>Immigration and Customs Enforcement</b>   |                           |     |     |      |  |   |  |                  |   |                                 |
| <b>General Fund Accounts</b>   |                           |     |     |      |  |   |  |                  |   |                                 |
| Immigration and Customs Enforcement, Border and Transportation Security, Homeland Security Fund Resources: |                           |     |     |      |  |   |  |                  |   |                                 |
| Undisbursed Funds  | No Year                   |     | 070 | 0504 | 1,607,511.36                             | -----   | -----  | -----            | -----   | 1,607,511.36                    |
| Operations and Support, U.S. Immigration and Customs Enforcement, Homeland Security Fund Resources:        |                           |     |     |      |  |   |  |                  |   |                                 |
| Undisbursed Funds  | 2021-2027                 |     | 070 | 0540 | -----                                    | -----   | -----  | 6,079.18         | -----   | <sup>5</sup> -6,079.18          |
|  | 2020-2025                 |     |     |      | -----                                    | -----   | -----  | 24,251.04        | -----   | <sup>5</sup> -24,251.04         |
|  | 2019-2025                 |     |     |      | -----                                    | -----   | -----  | -27,517.46       | -----   | 27,517.46                       |
|  | 2023-2024                 |     |     |      | -----                                    | 48,408,790.00   | -----  | 24,177,304.52    | -----   | 24,231,485.48                   |
|  | 2020-2024                 |     |     |      | 23,580,291.34                            | -----   | -----  | 15,582,336.38    | -----   | 7,997,954.96                    |
|  | 2019-2024                 |     |     |      | -----                                    | -----   | -----  | 10,000.74        | -----   | <sup>5</sup> -10,000.74         |
|  | 2018-2024                 |     |     |      | -----                                    | -----   | -----  | 26,727.86        | -----   | <sup>5</sup> -26,727.86         |
|  | 2023                      |     |     |      | -----                                    | 8,918,970,791.00  | 151,917,520.43   | 7,143,404,330.02 | -----   | 1,927,483,981.41                |
|  | 2022-2023                 |     |     |      | 43,798,362.53                            | -----   | 9,511,521.00   | 26,901,643.44    | <sup>4</sup> 8,972,900.00                                       | 17,435,340.09                   |
|  | 2021-2023                 |     |     |      | -68,893.00                               | -----   | -----  | 19,445.64        | -----   | <sup>5</sup> -88,338.64         |
|  | 2022                      |     |     |      | 1,687,668,455.32                         | -----   | -13,161,900.00   | 1,430,607,231.54 | -----   | 243,899,323.78                  |
|  | 2021-2022                 |     |     |      | 25,217,106.75                            | -----   | -----  | 17,953,008.57    | -----   | 7,264,098.18                    |
|  | 2020-2022                 |     |     |      | -87,387.93                               | -----   | -----  | -59,819.12       | -----   | <sup>5</sup> -27,568.81         |
|  | 2018-2022                 |     |     |      | 453.00                                   | -----   | -----  | -----            | -----   | 453.00                          |
|  | 2021                      |     |     |      | 232,282,117.64                           | -----   | -----  | 89,330,897.27    | -----   | 142,951,220.37                  |
|  | 2020-2021                 |     |     |      | 6,684,254.18                             | -----   | -----  | 1,196,267.44     | -----   | 5,487,986.74                    |
|  | 2019-2021                 |     |     |      | -----                                    | -----   | -----  | 150.00           | -----   | <sup>5</sup> -150.00            |
|  | 2020                      |     |     |      | 202,344,812.28                           | -----   | -----  | 17,733,784.11    | -----   | 184,611,028.17                  |
|  | 2019-2020                 |     |     |      | 5,876,196.27                             | -----   | -----  | 980,596.59       | -----   | 4,895,599.68                    |
|  | 2019                      |     |     |      | 140,708,510.19                           | -----   | -----  | 12,914,907.25    | -----   | 127,793,602.94                  |
|  | 2018-2019                 |     |     |      | 10,498,367.46                            | -----   | -----  | 283,739.11       | -----   | 10,214,628.35                   |
|  | 2015-2019                 |     |     |      | 0.06                                     | -----   | -----  | -----            | -----   | 0.06                            |
|  | 2018                      |     |     |      | 90,374,343.76                            | -----   | -----  | 8,003,332.50     | 82,371,011.26   | -----                           |
|  | 2017-2018                 |     |     |      | 4,153,431.13                             | -----   | -----  | 79,317.75        | 4,074,113.38  | -----                           |
|  | No Year                   |     |     |      | 39,987,278.41                            | 10,000,000.00   | -----  | 12,947,016.63    | -----   | 37,040,261.78                   |
|  | Subtotal                  |     | 070 | 0540 | 2,513,017,699.39                         | 8,977,379,581.00  | 148,267,141.43   | 8,802,095,031.00 | 95,418,024.64   | 2,741,151,366.18                |

Footnotes at End of Chapter

Appropriations, Outlays, and Balances - Continued

| Appropriation or Fund Account<br><br>Title   | Account Symbol            |     |     |      | Balances,<br>Beginning of<br>Fiscal Year | Appropriations<br>and Other<br>Obligational<br>Authority <sup>1</sup> | Transfers<br>Borrowings<br>and<br>Investment<br>(Net) <sup>2</sup> | Outlays<br>(Net) | Balances<br>Withdrawn<br>and Other<br>Transactions <sup>3</sup> | Balances, End<br>of Fiscal Year |
|--|---------------------------|-----|-----|------|--|---|--|------------------|---|---------------------------------|
|  | Period of<br>Availability | ATA | AID | MAIN |  |   |  |                  |   |                                 |
| Automation Modernization, U.S. Immigration and Customs Enforcement,<br>Homeland Security<br>Fund Resources:                    |                           |     |     |      |  |   |  |                  |   |                                 |
| Undisbursed Funds  | 2016-2018                 |     | 070 | 0543 | 000                                      | 862,167.87  | -----  | -----            | 862,167.87  | -----                           |
|  | No Year                   |     |     |      |  | 11,691.61   | -----  | -----            | -----   | 11,691.61                       |
|  | Subtotal                  |     | 070 | 0543 | 000                                      | 873,859.48  | -----  | -----            | 862,167.87  | 11,691.61                       |
| Procurement, Construction, and Improvements, U.S. Immigration and<br>Customs Enforcement, Homeland Security<br>Fund Resources: |                           |     |     |      |  |   |  |                  |   |                                 |
| Undisbursed Funds  | 2022-2026                 |     | 070 | 0545 | 000                                      | 17,379,000.00   | -----  | 43,898.08        | -----   | 17,335,101.92                   |
|  | 2023-2025                 |     |     |      |  | -----   | 22,997,000.00  | -----            | -----   | 22,997,000.00                   |
|  | 2021-2025                 |     |     |      |  | 70,270,562.42   | -----  | 3,970,887.44     | -----   | 66,299,674.98                   |
|  | 2022-2024                 |     |     |      |  | 34,097,812.35   | -----  | 17,750,925.47    | -----   | 16,346,886.88                   |
|  | 2021-2023                 |     |     |      |  | 10,441,604.94   | -----  | 9,722,643.91     | -----   | 718,961.03                      |
|  | 2020-2022                 |     |     |      |  | 33,598,768.75   | -----  | 7,174,832.80     | -----   | 26,423,935.95                   |
|  | 2018-2022                 |     |     |      |  | 25,380,358.54   | -----  | 15,999,217.68    | -----   | 9,381,140.86                    |
|  | 2019-2021                 |     |     |      |  | 11,369,710.99   | -----  | 3,982,736.15     | -----   | 7,386,974.84                    |
|  | 2020                      |     |     |      |  | 2,809,408.14  | -----  | 414,807.67       | -----   | 2,394,600.47                    |
|  | 2018-2020                 |     |     |      |  | 5,172,024.72  | -----  | 190,597.89       | -----   | 4,981,426.83                    |
|  | 2017-2019                 |     |     |      |  | 354,332.11  | -----  | -----            | -----   | 354,332.11                      |
|  | No Year                   |     |     |      |  | 440,183.41  | -----  | -76,158.27       | -----   | 516,341.68                      |
|  | Subtotal                  |     | 070 | 0545 | 000                                      | 211,313,766.37  | 22,997,000.00  | 59,174,388.82    | -----   | 175,136,377.55                  |
| <b>Special Fund Accounts</b>   |                           |     |     |      |  |   |  |                  |   |                                 |
| Breach Bond/Detention Fund, Border and Transportation Security,<br>Homeland Security<br>Fund Resources:                        |                           |     |     |      |  |   |  |                  |   |                                 |
| Undisbursed Funds  | No Year                   |     | 070 | 5126 | 000                                      | 19,283,989.83   | 27,861,130.15  | -----            | 17,879,446.19   | 29,265,673.79                   |
| Student and Exchange Visitor Program, Border and Transportation<br>Security, Homeland Security<br>Fund Resources:              |                           |     |     |      |  |   |  |                  |   |                                 |
| Undisbursed Funds  | No Year                   |     | 070 | 5378 | 000                                      | 297,738,867.03  | 246,909,434.43   | -----            | 131,686,626.10  | 412,961,675.36                  |
| Immigration User Fee Account, BICE, Homeland Security<br>Fund Resources:   |                           |     |     |      |  |   |  |                  |   |                                 |
| Undisbursed Funds  | No Year                   |     | 070 | 5382 | 000                                      | 177,027,551.23  | 158,893,541.49   | -----            | 149,318,145.28  | 186,602,947.44                  |
| Detention and Removal Operations, U.S. Immigration and Customs<br>Enforcement, Homeland Security<br>Fund Resources:            |                           |     |     |      |  |   |  |                  |   |                                 |
| Undisbursed Funds  | No Year                   |     | 070 | 5542 | 000                                      | 285,248.54  | 381,145.00   | -----            | -155.00   | 666,548.54                      |
| <b>Trust Fund Accounts</b>   |                           |     |     |      |  |   |  |                  |   |                                 |
| Violent Crime Reduction Program, Immigration Services, Homeland  |                           |     |     |      |  |   |  |                  |   |                                 |

Footnotes at End of Chapter



## Appropriations, Outlays, and Balances - Continued

| Appropriation or Fund Account  | Account Symbol            |     |     |      | Balances,<br>Beginning of<br>Fiscal Year | Appropriations<br>and Other<br>Obligational<br>Authority <sup>1</sup> | Transfers<br>Borrowings<br>and<br>Investment<br>(Net) <sup>2</sup> | Outlays<br>(Net) | Balances<br>Withdrawn<br>and Other<br>Transactions <sup>3</sup> | Balances, End<br>of Fiscal Year |                  |
|--|---------------------------|-----|-----|------|--|---|--|------------------|---|---------------------------------|------------------|
| Title  | Period of<br>Availability | ATA | AID | MAIN |  |   |  |                  |   |                                 | SUB              |
| Security<br>Fund Resources:<br>Undisbursed Funds   | No Year                   |     | 070 | 8598 | 000                                      | 0.19  | -----  | -----            | -----   | 0.19                            |                  |
| Total, Immigration and Customs Enforcement   |                           |     |     |      |  | 3,221,148,493.42  | 9,434,421,832.07   | 148,267,141.43   | 9,160,153,482.39  | 96,280,192.51                   | 3,547,403,792.02 |
| <b>U.S. Customs and Border Protection</b>  |                           |     |     |      |  |   |  |                  |   |                                 |                  |
| <b>General Fund Accounts</b>   |                           |     |     |      |  |   |  |                  |   |                                 |                  |
| Customs and Border Protection, USCS, Homeland Security<br>Fund Resources:<br>Undisbursed Funds                             | No Year                   |     | 070 | 0503 | 000                                      | 42,637.09   | -----  | -----            | -7,910.12   | -----                           | 50,547.21        |
| Operations and Support, U.S. Customs and Border Protection, Homeland<br>Security<br>Fund Resources:<br>Undisbursed Funds   | 2022-2026                 |     | 070 | 0530 | 000                                      | 329,175,000.00  | -----  | -----            | 2,854,347.47  | -----                           | 326,320,652.53   |
|  | 2023-2024                 |     |     |      |  | -----   | 625,000,000.00   | -----            | 216,868,189.03  | -----                           | 408,131,810.97   |
|  | 2020-2024                 |     |     |      |  | 2,344,129.36  | -----  | -----            | 1,566,375.12  | <sup>4</sup> 104,316.00         | 673,438.24       |
|  | 2023                      |     |     |      |  | -----   | 16,172,284,257.00  | 21,585,083.39    | <sup>6</sup> 12,880,240,634.73                                  | -----                           | 3,313,628,705.66 |
|  | 2022-2023                 |     |     |      |  | 666,501,406.74  | -----  | -4,076,063.00    | 450,026,622.12  | <sup>4</sup> 338,830.00         | 212,059,891.62   |
|  | 2022                      |     |     |      |  | 2,873,004,922.36  | -----  | -30,254,937.14   | 2,408,279,680.38  | -----                           | 434,470,304.84   |
|  | 2021-2022                 |     |     |      |  | 150,511,346.87  | -----  | -----            | 90,013,182.22   | -----                           | 60,498,164.65    |
|  | 2021                      |     |     |      |  | 272,374,439.27  | -----  | -----            | 75,554,505.86   | -----                           | 196,819,933.41   |
|  | 2020-2021                 |     |     |      |  | 40,955,282.21   | -----  | -----            | 14,741,132.53   | -----                           | 26,214,149.68    |
|  | 2020                      |     |     |      |  | 180,716,423.18  | -----  | -----            | 24,909,628.44   | -----                           | 155,806,794.74   |
|  | 2019-2020                 |     |     |      |  | 232,561,714.79  | -----  | -----            | 7,043,263.72  | -----                           | 225,518,451.07   |
|  | 2019                      |     |     |      |  | 123,995,836.57  | -----  | -----            | 3,094,048.85  | -----                           | 120,901,787.72   |
|  | 2018-2019                 |     |     |      |  | 54,140,680.54   | -----  | -----            | 5,724,391.76  | -----                           | 48,416,288.78    |
|  | 2018                      |     |     |      |  | 173,120,803.08  | -----  | -----            | 19,109,550.76   | 154,011,252.32                  | -----            |
|  | 2017-2018                 |     |     |      |  | 33,345,430.28   | -----  | -----            | 6,847,193.26  | 26,498,237.02                   | -----            |
|  | 2016-2018                 |     |     |      |  | 144,220.68  | -----  | -----            | -----   | 144,220.68                      | -----            |
|  | No Year                   |     |     |      |  | 11,853,194.09   | 312,575,000.00   | 201,425,000.00   | 510,727,436.02  | -----                           | 15,125,758.07    |
| Funds Held Outside the Treasury  | 2023                      |     |     |      |  | -----   | -----  | 514,809.61       | -----   | -----                           | 514,809.61       |
|  | 2022                      |     |     |      |  | 1,709,892.86  | -----  | -1,709,892.86    | -----   | -----                           | -----            |
|  | Subtotal                  |     | 070 | 0530 | 000                                      | 5,146,454,722.88  | 17,109,859,257.00  | 187,484,000.00   | 16,717,600,182.27   | 181,096,856.02                  | 5,545,100,941.59 |
| Automation Modernization, U.S. Customs and Border Protection, Homeland<br>Security<br>Fund Resources:<br>Undisbursed Funds | 2016-2018                 |     | 070 | 0531 | 000                                      | 1,998,052.61  | -----  | -----            | -----   | 1,998,052.61                    | -----            |
|  | No Year                   |     |     |      |  | 1,847,923.11  | -----  | -----            | 60,871.88   | -----                           | 1,787,051.23     |
|  | Subtotal                  |     | 070 | 0531 | 000                                      | 3,845,975.72  | -----  | -----            | 60,871.88   | 1,998,052.61                    | 1,787,051.23     |

Footnotes at End of Chapter

Appropriations, Outlays, and Balances - Continued

| Appropriation or Fund Account<br><br>Title  | Account Symbol            |     |     |      | Balances,<br>Beginning of<br>Fiscal Year | Appropriations<br>and Other<br>Obligational<br>Authority <sup>1</sup> | Transfers<br>Borrowings<br>and<br>Investment<br>(Net) <sup>2</sup> | Outlays<br>(Net) | Balances<br>Withdrawn<br>and Other<br>Transactions <sup>3</sup> | Balances, End<br>of Fiscal Year |                  |
|---|---------------------------|-----|-----|------|--|---|--|------------------|---|---------------------------------|------------------|
|   | Period of<br>Availability | ATA | AID | MAIN |  |   |  |                  |   |                                 | SUB              |
| Procurement, Construction, and Improvements, U.S. Customs and Border Protection, Homeland Security<br>Fund Resources:             |                           |     |     |      |  |   |  |                  |   |                                 |                  |
| Undisbursed Funds   | 2023-2027                 |     | 070 | 0532 | 000                                      | -----   | 99,900,000.00  | -----            | -----   | 99,900,000.00                   |                  |
|   | 2022-2026                 |     |     |      |  | 484,860,463.67  | -96,428,000.00   | -----            | 137,936,685.81  | -----                           | 250,495,777.86   |
|   | 2023-2025                 |     |     |      |  | -----   | 481,658,000.00   | -----            | 57,353,510.95   | -----                           | 424,304,489.05   |
|   | 2021-2025                 |     |     |      |  | 1,380,379,393.47  | -----  | -----            | 250,845,595.22  | -----                           | 1,129,533,798.25 |
|   | 2022-2024                 |     |     |      |  | 95,511,814.00   | -10,100,000.00   | -----            | 18,048,542.76   | -----                           | 67,363,271.24    |
|   | 2020-2024                 |     |     |      |  | 1,248,534,899.10  | -----  | -----            | 28,789,832.15   | -----                           | 1,219,745,066.95 |
|   | 2021-2023                 |     |     |      |  | 130,780,469.46  | -----  | 1,800,000.00     | 104,187,969.34  | -----                           | 28,392,500.12    |
|   | 2019-2023                 |     |     |      |  | 642,629,048.66  | -33,400,000.00   | -----            | 93,314,692.70   | -----                           | 515,914,355.96   |
|   | 2020-2022                 |     |     |      |  | 125,075,643.76  | -----  | -----            | 75,232,857.09   | -----                           | 49,842,786.67    |
|   | 2018-2022                 |     |     |      |  | 347,165,616.82  | -----  | -----            | 109,534,964.36  | -----                           | 237,630,652.46   |
|   | 2019-2021                 |     |     |      |  | 509,261,522.56  | -----  | -----            | 212,507,438.52  | -----                           | 296,754,084.04   |
|   | 2017-2021                 |     |     |      |  | 69,451,852.26   | -----  | -----            | 14,721,836.75   | -----                           | 54,730,015.51    |
|   | 2018-2020                 |     |     |      |  | 93,944,813.49   | -----  | -----            | 14,149,447.93   | -----                           | 79,795,365.56    |
|   | 2016-2020                 |     |     |      |  | 9,516,445.80  | -----  | -----            | 1,874,411.18  | -----                           | 7,642,034.62     |
|   | 2017-2019                 |     |     |      |  | 2,564,132.70  | -----  | -----            | 340,066.29  | -----                           | 2,224,066.41     |
|   | 2015-2019                 |     |     |      |  | 15,461,383.58   | -----  | -----            | 6,310,474.92  | -----                           | 9,150,908.66     |
|   | 2014-2018                 |     |     |      |  | 4,886,764.69  | -----  | -----            | 25,011.25   | 4,861,753.44                    | -----            |
|   | No Year                   |     |     |      |  | 11,926,232.78   | -----  | -----            | 6,819,003.30  | -----                           | 5,107,229.48     |
|   | Subtotal                  |     | 070 | 0532 | 000                                      | 5,171,950,496.80  | 441,630,000.00   | 1,800,000.00     | 1,131,992,340.52  | 4,861,753.44                    | 4,478,526,402.84 |
| Border Security Fencing, Infrastructure, and Technology, U.S. Customs and Border Protection, Homeland Security<br>Fund Resources: |                           |     |     |      |  |   |  |                  |   |                                 |                  |
| Undisbursed Funds   | 2016-2018                 |     | 070 | 0533 | 000                                      | 2,735,567.55  | -----  | -----            | -1,334,686.77   | 4,070,254.32                    | -----            |
|   | No Year                   |     |     |      |  | 37,336,231.68   | -----  | -5,230,000.00    | 4,487,665.06  | -----                           | 27,618,566.62    |
|   | Subtotal                  |     | 070 | 0533 | 000                                      | 40,071,799.23   | -----  | -5,230,000.00    | 3,152,978.29  | 4,070,254.32                    | 27,618,566.62    |
| Air and Marine Operations, U.S. Customs and Border Protection, Homeland Security<br>Fund Resources:                               |                           |     |     |      |  |   |  |                  |   |                                 |                  |
| Undisbursed Funds   | 2016-2018                 |     | 070 | 0544 | 000                                      | 6,921,885.19  | -----  | -----            | 225,564.12  | 6,696,321.07                    | -----            |
|   | No Year                   |     |     |      |  | 8,296,343.68  | -----  | -----            | 2,309,941.95  | -----                           | 5,986,401.73     |
|   | Subtotal                  |     | 070 | 0544 | 000                                      | 15,218,228.87   | -----  | -----            | 2,535,506.07  | 6,696,321.07                    | 5,986,401.73     |
| <b>Special Fund Accounts</b>  |                           |     |     |      |  |   |  |                  |   |                                 |                  |
| Customs and Border Protection, Immigration User Fees, Border and Transportation Security, Homeland Security<br>Fund Resources:    |                           |     |     |      |  |   |  |                  |   |                                 |                  |
| Undisbursed Funds   | No Year                   |     | 070 | 5087 | 000                                      | 113,386,715.94  | 756,278,502.66   | -----            | 681,220,505.35  | -----                           | 188,444,713.25   |

Footnotes at End of Chapter

## Appropriations, Outlays, and Balances - Continued

| Appropriation or Fund Account  | Account Symbol            |     |     |      |     | Balances,<br>Beginning of<br>Fiscal Year | Appropriations<br>and Other<br>Obligational<br>Authority <sup>1</sup> | Transfers<br>Borrowings<br>and<br>Investment<br>(Net) <sup>2</sup> | Outlays<br>(Net) | Balances<br>Withdrawn<br>and Other<br>Transactions <sup>3</sup> | Balances, End<br>of Fiscal Year |
|--|---------------------------|-----|-----|------|-----|--|---|--|------------------|---|---------------------------------|
| Title  | Period of<br>Availability | ATA | AID | MAIN | SUB |  |   |  |                  |   |                                 |
| Customs and Border Protection, Land Border Inspection Fees, Border and Transportation Security, Homeland Security<br>Fund Resources:<br>Undisbursed Funds    | No Year                   |     | 070 | 5089 | 000 | 8,202,490.69                             | 65,896,757.79   | -----  | 65,413,391.85    | -----   | 8,685,856.63                    |
| Immigration Enforcement Account, Border and Transportation Security, Homeland Security<br>Fund Resources:<br>Undisbursed Funds                               | No Year                   |     | 070 | 5451 | 000 | 260,788.80                               | 1,344,964.19  | -----  | 656,522.90       | -----   | 949,230.09                      |
| International Registered Traveler Program Fund, U.S. Customs and Border Protection, Homeland Security<br>Fund Resources:<br>Undisbursed Funds                | No Year                   |     | 070 | 5543 | 000 | 449,058,689.26                           | 336,273,500.43  | -----  | 208,970,595.18   | -----   | 576,361,594.51                  |
| APEC Business Travel Card Account, Customs and Border Protection, Homeland Security<br>Fund Resources:<br>Undisbursed Funds                                  | No Year                   |     | 070 | 5569 | 000 | 1,920,020.77                             | 1,850,865.00  | -----  | 1,153,585.53     | -----   | 2,617,300.24                    |
| Electronic System for Travel Authorization, U.S. Customs and Border Protection, Homeland Security<br>Fund Resources:<br>Undisbursed Funds                    | No Year                   |     | 070 | 5595 | 000 | 30,639,109.28                            | 47,165,532.00   | -----  | 37,798,513.90    | -----   | 40,006,127.38                   |
| Customs and Border Protection, Transfer and Expenses of Operation, Puerto Rico, USCS, Homeland Security<br>Fund Resources:<br>Undisbursed Funds              | No Year                   |     | 070 | 5687 | 000 | 360,422,873.64                           | 303,829,153.63  | -----  | 309,193,019.36   | -----   | 355,059,007.91                  |
| Customs and Border Protection Services at User Fee Facilities, U.S. Customs and Border Protection, Homeland Security<br>Fund Resources:<br>Undisbursed Funds | No Year                   |     | 070 | 5694 | 000 | 11,340,600.82                            | 22,408,637.42   | -----  | 19,173,745.80    | -----   | 14,575,492.44                   |
| Customs and Border Protection, Customs User Fees Account, USCS, Homeland Security<br>Fund Resources:<br>Undisbursed Funds                                    | No Year                   |     | 070 | 5695 | 000 | 510,589,055.33                           | 1,017,416,200.44  | -----  | 781,569,588.42   | -----   | 746,435,667.35                  |
| 9-11 Response and Biometric Exit Account, U.S. Customs and Border Protection, Homeland Security<br>Fund Resources:<br>Undisbursed Funds                      | No Year                   |     | 070 | 5702 | 000 | 60,298,806.02                            | 12,996,250.00   | -----  | 29,078,265.22    | -----   | 44,216,790.80                   |
| <b>Public Enterprise Funds</b>   |                           |     |     |      |     |  |   |  |                  |   |                                 |
| Enhanced Inspectional Services, U.S. Customs and Border Protection, Homeland Security<br>Fund Resources:<br>Undisbursed Funds                                | No Year                   |     | 070 | 4363 | 000 | 11,008,214.11                            | -----   | -----  | -3,214,292.53    | -----   | 14,222,506.64                   |
| <b>Trust Fund Accounts</b>   |                           |     |     |      |     |  |   |  |                  |   |                                 |
| Customs and Border Protection, Violent Crime Reduction Trust Fund,   |                           |     |     |      |     |  |   |  |                  |   |                                 |

Footnotes at End of Chapter

Appropriations, Outlays, and Balances - Continued

| Appropriation or Fund Account<br><br>Title  | Account Symbol            |     |     |      | Balances,<br>Beginning of<br>Fiscal Year | Appropriations<br>and Other<br>Obligational<br>Authority <sup>1</sup> | Transfers<br>Borrowings<br>and<br>Investment<br>(Net) <sup>2</sup> | Outlays<br>(Net) | Balances<br>Withdrawn<br>and Other<br>Transactions <sup>3</sup> | Balances, End<br>of Fiscal Year |                            |                   |
|---|---------------------------|-----|-----|------|--|---|--|------------------|---|---------------------------------|----------------------------|-------------------|
|   | Period of<br>Availability | ATA | AID | MAIN |  |   |  |                  |   |                                 | SUB                        |                   |
| USCS, Homeland Security<br>Fund Resources:<br>Undisbursed Funds   | No Year                   |     | 070 | 8529 | 000                                      | 0.56  | -----  | -----            | -----   | 0.56                            |                            |                   |
| Refunds, Transfers and Expenses, Abandoned and Seized Goods, USCS,<br>Homeland Security<br>Fund Resources:<br>Undisbursed Funds | No Year                   |     | 070 | 8789 | 000                                      | 2,454,749.01  | 3,776,469.96   | -----            | 1,895,691.31  | -----                           | 4,335,527.66               |                   |
| Harbor Maintenance Fee Collection, USCS, Homeland Security<br>Fund Resources:<br>Undisbursed Funds                              | No Year                   |     | 070 | 8870 | 000                                      | 277,704.38  | 3,274,000.00   | -----            | 3,297,080.03  | -----                           | 254,624.35                 |                   |
| Total, U.S. Customs and Border Protection   |                           |     |     |      |  | 11,937,443,679.20   | 20,124,000,090.52  |                  | 184,054,000.00  | 19,991,540,181.23               | 198,723,237.46             | 12,055,234,351.03 |
| <b>United States Coast Guard</b>  |                           |     |     |      |  |   |  |                  |   |                                 |                            |                   |
| <b>General Fund Accounts</b>  |                           |     |     |      |  |   |  |                  |   |                                 |                            |                   |
| Retired Pay, Coast Guard, Homeland Security<br>Fund Resources:<br>Undisbursed Funds   | No Year                   |     | 070 | 0602 | 000                                      | 168,107,136.85  | 2,044,414,000.00   | -----            | 1,124,100,376.66  | -----                           | 1,088,420,760.19           |                   |
| Operations and Support, Coast Guard, Homeland Security<br>Fund Resources:<br>Undisbursed Funds                                  | 2023-2027                 |     | 070 | 0610 | 000                                      | -----   | 24,359,000.00  | -----            | 1,560,123.83  | -----                           | 22,798,876.17              |                   |
|   | 2022-2026                 |     |     |      |  | 25,801,382.08   | -----  | -----            | 3,169,915.86  | -----                           | 22,631,466.22              |                   |
|   | 2023-2025                 |     |     |      |  | -----   | 20,000,000.00  | -----            | -----   | -----                           | 20,000,000.00              |                   |
|   | 2021-2025                 |     |     |      |  | 13,080,623.54   | -----  | -----            | 3,785,695.51  | -----                           | 9,294,928.03               |                   |
|   | 2023-2024                 |     |     |      |  | -----   | 109,250,000.00   | -----            | 30,250,991.43   | -----                           | 78,999,008.57              |                   |
|   | 2022-2024                 |     |     |      |  | 5,000,000.00  | -----  | -----            | -----   | -----                           | 5,000,000.00               |                   |
|   | 2020-2024                 |     |     |      |  | 11,693,756.39   | -----  | -----            | 1,756,288.15  | -----                           | 9,937,468.24               |                   |
|   | 2023                      |     |     |      |  | -----   | 9,506,619,000.00   | 48,400,000.00    | <sup>7</sup> 7,022,637,733.80                                   | -----                           | 2,532,381,266.20           |                   |
|   | 2022-2023                 |     |     |      |  | 49,140,504.32   | -----  | -----            | 43,311,953.53   | -----                           | 5,828,550.79               |                   |
|   | 2021-2023                 |     |     |      |  | 11,000,000.00   | -----  | -----            | 811,704.96  | -----                           | 10,188,295.04              |                   |
|   | 2019-2023                 |     |     |      |  | 1,868,205.73  | -----  | -----            | 542,939.84  | -----                           | 1,325,265.89               |                   |
|   | 2022                      |     |     |      |  | 2,491,723,596.21  | -----  | -58,400,000.00   | 1,645,803,933.25  | -----                           | 787,519,662.96             |                   |
|   | 2021-2022                 |     |     |      |  | 12,046,976.20   | -----  | -----            | 6,938,753.43  | -----                           | 5,108,222.77               |                   |
|   | 2020-2022                 |     |     |      |  | 10,703,652.57   | -----  | -----            | 2,624,190.57  | -----                           | 8,079,462.00               |                   |
|   | 2021                      |     |     |      |  | 385,857,595.31  | -----  | -----            | 160,141,742.32  | -----                           | 225,715,852.99             |                   |
|   | 2020-2021                 |     |     |      |  | 19,613,268.81   | -----  | -----            | 4,624,503.61  | -----                           | 14,988,765.20              |                   |
|   | 2019-2021                 |     |     |      |  | 1,340,475.65  | -----  | -----            | 3,976,206.39  | -----                           | <sup>5</sup> -2,635,730.74 |                   |
|   | 2020                      |     |     |      |  | 157,989,022.04  | -----  | -----            | 47,367,100.62   | -----                           | 110,621,921.42             |                   |
|   | 2019-2020                 |     |     |      |  | 6,249,160.71  | -----  | -----            | 3,899,793.57  | -----                           | 2,349,367.14               |                   |
|   | 2019                      |     |     |      |  | 101,412,819.63  | -----  | -----            | 9,918,990.99  | -----                           | 91,493,828.64              |                   |
|   | 2018-2019                 |     |     |      |  | 1,783,047.38  | -----  | -----            | 921.70  | -----                           | 1,782,125.68               |                   |
|   | 2017-2019                 |     |     |      |  | 5,025,353.06  | -----  | -----            | 1,277,163.59  | -----                           | 3,748,189.47               |                   |
|   | 2018                      |     |     |      |  | 96,486,438.24   | -----  | -----            | 1,672,243.51  | 94,814,194.73                   | -----                      |                   |

Footnotes at End of Chapter

## Appropriations, Outlays, and Balances - Continued

| Appropriation or Fund Account<br><br>Title  | Account Symbol            |     |     |      | Balances,<br>Beginning of<br>Fiscal Year | Appropriations<br>and Other<br>Obligational<br>Authority <sup>1</sup> | Transfers<br>Borrowings<br>and<br>Investment<br>(Net) <sup>2</sup> | Outlays<br>(Net) | Balances<br>Withdrawn<br>and Other<br>Transactions <sup>3</sup> | Balances, End<br>of Fiscal Year |                  |
|---|---------------------------|-----|-----|------|--|---|--|------------------|---|---------------------------------|------------------|
|   | Period of<br>Availability | ATA | AID | MAIN |  |   |  |                  |   |                                 | SUB              |
| Funds Held Outside the Treasury   | 2017-2018                 |     |     |      | 409,750.27                               | -----   | -----  | -----            | 409,750.27  | -----                           |                  |
|   | No Year                   |     |     |      | 10,183,423.56                            | -----   | -----  | -11,101,622.41   | -----   | 21,285,045.97                   |                  |
|   | 2021                      |     |     |      | 542,300.00                               | -----   | -----  | -----            | -----   | 542,300.00                      |                  |
|   | Subtotal                  |     | 070 | 0610 | 000                                      | 3,418,951,351.70  | 9,660,228,000.00   | -10,000,000.00   | 8,984,971,268.05  | 95,223,945.00                   | 3,988,984,138.65 |
| Environmental Compliance and Restoration, Coast Guard, Homeland Security<br>Fund Resources:<br>Undisbursed Funds    | 2018-2022                 |     | 070 | 0611 | 000                                      | -----   | -----  | 1,906,182.68     | -----   | 1,655,165.56                    |                  |
|   | 2017-2021                 |     |     |      | 786,841.07                               | -----   | -----  | 277,288.84       | -----   | 509,552.23                      |                  |
|   | 2016-2020                 |     |     |      | 2,391,724.31                             | -----   | -----  | 361,599.05       | -----   | 2,030,125.26                    |                  |
|   | 2015-2019                 |     |     |      | 254,295.36                               | -----   | -----  | 21,156.86        | -----   | 233,138.50                      |                  |
|   | 2014-2018                 |     |     |      | 351,336.81                               | -----   | -----  | 55,087.37        | 296,249.44  | -----                           |                  |
|   | No Year                   |     |     |      | 634,171.74                               | -----   | -----  | -----            | -----   | 634,171.74                      |                  |
|   | Subtotal                  |     | 070 | 0611 | 000                                      | -----   | -----  | 2,621,314.80     | 296,249.44  | 5,062,153.29                    |                  |
| Reserve Training, Coast Guard, Homeland Security<br>Fund Resources:<br>Undisbursed Funds                            | 2018                      |     | 070 | 0612 | 000                                      | -----   | -----  | -----            | 461,246.07  | -----                           |                  |
| Procurement, Construction, and Improvements, Coast Guard, Homeland Security<br>Fund Resources:<br>Undisbursed Funds | 2023-2027                 |     | 070 | 0613 | 000                                      | -----   | 1,765,150,000.00   | -----            | 27,290,458.64   | -----                           |                  |
|   | 2022-2026                 |     |     |      | 2,351,931,644.61                         | -----   | -6,000,000.00  | 243,941,541.22   | -----   | 2,101,990,103.39                |                  |
|   | 2021-2025                 |     |     |      | 1,845,244,472.67                         | -----   | -----  | 280,575,004.34   | -----   | 1,564,669,468.33                |                  |
|   | 2020-2024                 |     |     |      | 994,354,214.70                           | -42,730,000.00  | -3,000,000.00  | 210,238,523.78   | -----   | 738,385,690.92                  |                  |
|   | 2019-2023                 |     |     |      | 1,773,250,606.20                         | -19,000,000.00  | -10,000,000.00   | 447,756,344.47   | -----   | 1,296,494,261.73                |                  |
|   | 2018-2022                 |     |     |      | 1,283,423,783.96                         | -----   | -----  | 374,983,774.96   | -----   | 908,440,009.00                  |                  |
|   | 2017-2021                 |     |     |      | 56,718,681.31                            | -----   | -----  | 15,077,675.27    | -----   | 41,641,006.04                   |                  |
|   | 2016-2020                 |     |     |      | 89,782,662.85                            | -----   | -----  | 37,821,488.41    | -----   | 51,961,174.44                   |                  |
|   | 2015-2019                 |     |     |      | 32,526,745.67                            | -----   | -----  | -740,931.62      | -----   | 33,267,677.29                   |                  |
|   | 2018                      |     |     |      | 664,804.37                               | -----   | -----  | -----            | 664,804.37  | -----                           |                  |
|   | 2014-2018                 |     |     |      | 43,880,438.09                            | -----   | -----  | 523,137.74       | 43,357,300.35   | -----                           |                  |
|   | No Year                   |     |     |      | 37,881,684.15                            | -----   | -----  | -3,359,504.52    | -----   | 41,241,188.67                   |                  |
|   | Subtotal                  |     | 070 | 0613 | 000                                      | 8,509,659,738.58  | 1,703,420,000.00   | -19,000,000.00   | 1,634,107,512.69  | 44,022,104.72                   | 8,515,950,121.17 |
| Alteration of Bridges, Coast Guard, Homeland Security<br>Fund Resources:<br>Undisbursed Funds                       | No Year                   |     | 070 | 0614 | 000                                      | 0.96  | -----  | -----            | -----   | 0.96                            |                  |
| Research and Development, Coast Guard, Homeland Security<br>Fund Resources:<br>Undisbursed Funds                    | 2023-2025                 |     | 070 | 0615 | 000                                      | -----   | 6,976,000.00   | -----            | 1,035,964.21  | -----                           |                  |
|   | 2022-2024                 |     |     |      | 6,446,032.62                             | -----   | -----  | 4,432,973.42     | -----   | 2,013,059.20                    |                  |
|   | 2021-2023                 |     |     |      | 6,824,942.22                             | -----   | -----  | 2,369,310.51     | -----   | 4,455,631.71                    |                  |

Footnotes at End of Chapter

Appropriations, Outlays, and Balances - Continued

| Appropriation or Fund Account<br><br>Title   | Account Symbol            |     |     |      | Balances,<br>Beginning of<br>Fiscal Year | Appropriations<br>and Other<br>Obligational<br>Authority <sup>1</sup> | Transfers<br>Borrowings<br>and<br>Investment<br>(Net) <sup>2</sup> | Outlays<br>(Net) | Balances<br>Withdrawn<br>and Other<br>Transactions <sup>3</sup> | Balances, End<br>of Fiscal Year |
|--|---------------------------|-----|-----|------|--|---|--|------------------|---|---------------------------------|
|  | Period of<br>Availability | ATA | AID | MAIN |  |   |  |                  |   |                                 |
|  | 2020-2022                 |     |     |      | 715,122.07                               | -----   | -----  | 213,347.35       | -----   | 501,774.72                      |
|  | 2019-2021                 |     |     |      | 662,667.73                               | -----   | -----  | -217,750.68      | -----   | 880,418.41                      |
|  | 2018-2020                 |     |     |      | 139,388.29                               | -----   | -----  | -----            | -----   | 139,388.29                      |
|  | 2017-2019                 |     |     |      | 105,419.90                               | -----   | -----  | -----            | -----   | 105,419.90                      |
|  | 2016-2018                 |     |     |      | 78,378.17                                | -----   | -----  | -----            | 78,378.17   | -----                           |
|  | No Year                   |     |     |      | 166,404.25                               | -----   | -----  | 34,422.62        | -----   | 131,981.63                      |
|  | Subtotal                  |     | 070 | 0615 | 000                                      | 15,138,355.25   | 6,976,000.00   | 7,868,267.43     | 78,378.17   | 14,167,709.65                   |
| Medicare-Eligible Retiree Health Fund Contribution, United States<br>Coast Guard, Homeland Security<br>Fund Resources: |                           |     |     |      |  |   |  |                  |   |                                 |
| Undisbursed Funds  | 2023                      |     | 070 | 0616 | 000                                      | -----   | 251,894,092.00   | -----            | 251,894,092.00  | -----                           |
| <b>Special Fund Accounts</b>   |                           |     |     |      |  |   |  |                  |   |                                 |
| U.S. Coast Guard Housing Special Fund, Coast Guard, Homeland Security<br>Fund Resources:                               |                           |     |     |      |  |   |  |                  |   |                                 |
| Undisbursed Funds  | No Year                   |     | 070 | 5710 | 000                                      | 61,208,536.08   | 7,425,100.00   | -----            | 6,253,692.99  | -----                           |
| <b>Intragovernmental Funds</b>   |                           |     |     |      |  |   |  |                  |   |                                 |
| Supply Fund, USCG, Homeland Security<br>Fund Resources:  |                           |     |     |      |  |   |  |                  |   |                                 |
| Undisbursed Funds  | No Year                   |     | 070 | 4535 | 000                                      | 45,039,097.48   | -----  | -----            | 6,739,924.80  | -----                           |
| Yard Fund, USCG, Homeland Security<br>Fund Resources:  |                           |     |     |      |  |   |  |                  |   |                                 |
| Undisbursed Funds  | No Year                   |     | 070 | 4743 | 000                                      | 106,965,068.54  | -----  | -----            | 3,071,382.83  | -----                           |
| <b>Trust Fund Accounts</b>   |                           |     |     |      |  |   |  |                  |   |                                 |
| Sport Fish Restoration and Boating Trust Fund, Homeland Security<br>Fund Resources:                                    |                           |     |     |      |  |   |  |                  |   |                                 |
| Undisbursed Funds  | No Year                   |     | 070 | 8147 | 000                                      | 14,819,423.53   | -38,053,720.90   | 51,729,661.28    | -----   | 28,495,363.91                   |
| Unrealized Discount on Investments   |                           |     |     |      | -32,798,563.09                           | -----   | -----  | -56,404,135.21   | -----   | -89,202,698.30                  |
| Investments in US Treasury Securities  |                           |     |     |      | 2,379,645,438.61                         | -----   | -----  | 4,674,473.93     | -----   | 2,384,319,912.54                |
| Subtotal   |                           |     | 070 | 8147 | 000                                      | 2,361,666,299.05  | -38,053,720.90   | -----            | -----   | 2,323,612,578.15                |
| Boat Safety, USCG, Homeland Security<br>Fund Resources:  |                           |     |     |      |  |   |  |                  |   |                                 |
| Undisbursed Funds  | No Year                   |     | 070 | 8149 | 000                                      | -23,268,985.06  | 150,511,259.06   | -----            | 133,043,806.78  | -----                           |
| Oil Spill Liability Trust Fund-Treasury Managed, Homeland Security<br>Fund Resources:                                  |                           |     |     |      |  |   |  |                  |   |                                 |
| Undisbursed Funds  | No Year                   |     | 070 | 8185 | 000                                      | 4,184,071.28  | 518,315,566.25   | -502,755,916.35  | 165,000.00  | -----                           |
| Unrealized Discount on Investments   |                           |     |     |      | -109,917,467.03                          | -----   | -----  | -70,047,695.11   | -----   | -179,965,162.14                 |
| Investments in US Treasury Securities  |                           |     |     |      | 8,668,190,948.08                         | -----   | -----  | 573,484,591.41   | -----   | 9,241,675,539.49                |
| Subtotal   |                           |     | 070 | 8185 | 000                                      | 8,562,457,552.33  | 518,315,566.25   | 680,979.95       | 165,000.00  | 9,081,289,098.53                |

Footnotes at End of Chapter

## Appropriations, Outlays, and Balances - Continued

| Appropriation or Fund Account<br><br>Title  | Account Symbol            |     |     |      | Balances,<br>Beginning of<br>Fiscal Year | Appropriations<br>and Other<br>Obligational<br>Authority <sup>1</sup> | Transfers<br>Borrowings<br>and<br>Investment<br>(Net) <sup>2</sup> | Outlays<br>(Net) | Balances<br>Withdrawn<br>and Other<br>Transactions <sup>3</sup> | Balances, End<br>of Fiscal Year |
|---|---------------------------|-----|-----|------|--|---|--|------------------|---|---------------------------------|
|   | Period of<br>Availability | ATA | AID | MAIN |  |   |  |                  |   |                                 |
| Payment of Claims (Oil Spill Liability Trust Fund), Homeland Security<br>Fund Resources:<br>Undisbursed Funds   | No Year                   |     | 070 | 8312 | 000                                      | -----<br>2,045,458.26   | -----  | 2,045,458.26     | -----   | -----                           |
| Trust Fund Share of Expenses, USCG, Homeland Security<br>Fund Resources:<br>Undisbursed Funds   | 2023                      |     | 070 | 8314 | 000                                      | -----<br>45,000,000.00  | -----  | 45,000,000.00    | -----   | -----                           |
|   | 2022                      |     |     |      |  | 24,500,000.00   | -----  | 45,000,000.00    | -----   | -----                           |
|   | Subtotal                  |     | 070 | 8314 | 000                                      | 24,500,000.00   | -----  | 90,000,000.00    | -----   | - 0 -                           |
| Oil Spill Recovery, USCG, Homeland Security<br>Fund Resources:<br>Undisbursed Funds   | No Year                   |     | 070 | 8349 | 000                                      | 6,133,195.68  | -----  | 67,381,317.85    | -----   | 6,133,195.68                    |
| General Gift Fund, USCG, Homeland Security<br>Fund Resources:<br>Undisbursed Funds  | No Year                   |     | 070 | 8533 | 000                                      | 2,046,449.37  | 29,671.92  | 642,793.96       | -1,042,572.38   | 3,761,487.63                    |
| Unrealized Discount on Investments  |                           |     |     |      |  | -29,671.92  | -----  | -32,020.09       | -----   | -61,692.01                      |
| Investments in US Treasury Securities   |                           |     |     |      |  | 1,916,146.38  | -----  | -610,773.87      | -----   | 1,305,372.51                    |
|   | Subtotal                  |     | 070 | 8533 | 000                                      | 3,932,923.83  | 29,671.92  | -1,042,572.38    | -----   | 5,005,168.13                    |
| <b>Total, United States Coast Guard</b>   |                           |     |     |      |  | 23,268,931,234.87   | 14,440,086,744.44  | -28,319,020.05   | 12,313,220,842.76   | 140,081,923.40                  |
| <b>National Protection and Programs Directorate</b>   |                           |     |     |      |  |   |  |                  |   |                                 |
| <b>General Fund Accounts</b>  |                           |     |     |      |  |   |  |                  |   |                                 |
| Operations and Support, Cybersecurity and Infrastructure Security<br>Agency, Homeland Security<br>Fund Resources:<br>Undisbursed Funds                      | 2018-2019                 |     | 070 | 0117 | 000                                      | 4,125,117.53  | -----  | -----            | -----   | 4,125,117.53                    |
|   | 2018                      |     |     |      |  | 8,210,206.84  | -----  | 130,674.21       | 8,079,532.63  | -----                           |
|   | 2017-2018                 |     |     |      |  | 719,390.40  | -----  | 1,475.66         | 717,914.74  | -----                           |
|   | Subtotal                  |     | 070 | 0117 | 000                                      | 13,054,714.77   | -----  | 132,149.87       | 8,797,447.37  | 4,125,117.53                    |
| Procurement, Construction, and Improvements, Cybersecurity and<br>Infrastructure Security Agency, Homeland Security<br>Fund Resources:<br>Undisbursed Funds | 2023-2027                 |     | 070 | 0412 | 000                                      | -----   | 27,100,000.00  | -----            | -----   | 27,100,000.00                   |
|   | 2023-2025                 |     |     |      |  | -----   | 522,048,000.00   | -----            | 133,628,619.40  | 388,419,380.60                  |
|   | 2022-2024                 |     |     |      |  | 434,019,998.06  | -----  | 256,717,167.26   | -----   | 177,302,830.80                  |
|   | 2021-2023                 |     |     |      |  | 213,567,413.68  | -882.78  | 134,527,816.36   | -----   | 79,038,714.54                   |
|   | 2020-2022                 |     |     |      |  | 60,351,499.14   | -----  | 44,698,413.34    | -----   | 15,653,085.80                   |
|   | 2019-2021                 |     |     |      |  | 18,104,457.17   | -----  | 443,043.53       | -----   | 17,661,413.64                   |
|   | 2018-2019                 |     |     |      |  | 17,754,525.20   | -----  | 3,550.59         | -----   | 17,750,974.61                   |
|   | 2017-2018                 |     |     |      |  | 18,500,783.94   | -----  | 9,630,107.84     | 8,870,676.10  | -----                           |
|   | Subtotal                  |     | 070 | 0412 | 000                                      | 762,298,677.19  | 549,147,117.22   | 579,648,718.32   | 8,870,676.10  | 722,926,399.99                  |

Footnotes at End of Chapter

Appropriations, Outlays, and Balances - Continued

| Appropriation or Fund Account<br><br>Title  | Account Symbol            |     |     |      | Balances,<br>Beginning of<br>Fiscal Year | Appropriations<br>and Other<br>Obligational<br>Authority <sup>1</sup> | Transfers<br>Borrowings<br>and<br>Investment<br>(Net) <sup>2</sup> | Outlays<br>(Net) | Balances<br>Withdrawn<br>and Other<br>Transactions <sup>3</sup> | Balances, End<br>of Fiscal Year |
|---|---------------------------|-----|-----|------|--|---|--|------------------|---|---------------------------------|
|   | Period of<br>Availability | ATA | AID | MAIN |  |   |  |                  |   |                                 |
| Office of Biometric Identity Management, Departmental Management,<br>Intelligence, Situational Awareness, and Oversight, Homeland Security<br>Fund Resources:               |                           |     |     |      |  |   |  |                  |   |                                 |
| Undisbursed Funds   | 2016-2018                 |     | 070 | 0521 | 000                                      | 2,144,682.28  | -----  | -----            | 2,144,682.28  | -----                           |
|   | No Year                   |     |     |      |  | 5,071,690.36  | -----  | 2,109,837.22     | -----   | 2,961,853.14                    |
|   | Subtotal                  |     | 070 | 0521 | 000                                      | 7,216,372.64  | -----  | 2,109,837.22     | 2,144,682.28  | 2,961,853.14                    |
| Federal Protective Service, Management Directorate, Departmental<br>Management, Intelligence, Situational Awareness, and Oversight,<br>Homeland Security<br>Fund Resources: |                           |     |     |      |  |   |  |                  |   |                                 |
| Undisbursed Funds   | No Year                   |     | 070 | 0542 | 000                                      | 863,204,150.28  | -----  | -208,172,192.27  | -----   | 1,071,376,342.55                |
| Infrastructure Protection and Information Security, Cybersecurity and<br>Infrastructure Security Agency, Homeland Security<br>Fund Resources:                               |                           |     |     |      |  |   |  |                  |   |                                 |
| Undisbursed Funds   | No Year                   |     | 070 | 0565 | 000                                      | 172,486.27  | -----  | -----            | -----   | 172,486.27                      |
| Operations and Support, Cybersecurity and Infrastructure Security<br>Agency, Homeland Security<br>Fund Resources:   |                           |     |     |      |  |   |  |                  |   |                                 |
| Undisbursed Funds   | 2022-2026                 |     | 070 | 0566 | 000                                      | 34,912,093.77   | -----  | 2,964,842.09     | -----   | 31,947,251.68                   |
|   | 2020-2025                 |     |     |      |  | -36,106.53  | -----  | -36,106.53       | -----   | -----                           |
|   | 2023-2024                 |     |     |      |  | -----   | 36,293,000.00  | -----            | 4,469,460.10  | 31,823,539.90                   |
|   | 2019-2024                 |     |     |      |  | -----   | -----  | -----            | 7,178.32  | <sup>5</sup> -7,178.32          |
|   | 2023                      |     |     |      |  | -----   | 2,270,964,071.00   | -----            | 1,047,597,824.79  | 1,223,366,246.21                |
|   | 2022-2023                 |     |     |      |  | 33,236,775.22   | -----  | 1,250,420.00     | 22,507,811.48   | <sup>4</sup> 1,250,420.00       |
|   | 2021-2023                 |     |     |      |  | 213,855,905.12  | -4,021,829.70  | -----            | 126,339,599.01  | 83,494,476.41                   |
|   | 2022                      |     |     |      |  | 1,073,322,313.25  | -----  | -1,527,420.00    | 932,848,354.92  | 138,946,538.33                  |
|   | 2021-2022                 |     |     |      |  | 2,809,349.23  | -----  | -----            | 2,210,990.30  | 598,358.93                      |
|   | 2021                      |     |     |      |  | 125,062,280.15  | -----  | -----            | 46,917,231.05   | 78,145,049.10                   |
|   | 2020-2021                 |     |     |      |  | 7,581,620.08  | -----  | -----            | 1,516,773.84  | 6,064,846.24                    |
|   | 2020                      |     |     |      |  | 73,288,120.13   | -----  | -----            | 4,037,962.18  | 69,250,157.95                   |
|   | 2019-2020                 |     |     |      |  | 1,681,297.28  | -----  | -----            | -3,233.95   | 1,684,531.23                    |
|   | 2019                      |     |     |      |  | 49,428,800.75   | -----  | -----            | 816,877.57  | 48,611,923.18                   |
|   | 2018-2019                 |     |     |      |  | 154,907.42  | -----  | -----            | -----   | 154,907.42                      |
|   | 2018                      |     |     |      |  | 63,060,342.90   | -----  | -----            | 481,375.55  | 62,578,967.35                   |
|   | 2017-2018                 |     |     |      |  | 3,250,014.60  | -----  | -----            | -37,645.25  | 3,287,659.85                    |
|   | No Year                   |     |     |      |  | 3,685,000.00  | -----  | -----            | 1,984,027.25  | 9,700,972.75                    |
|   | Subtotal                  |     | 070 | 0566 | 000                                      | 1,685,292,713.37  | 2,311,235,241.30   | -277,000.00      | 2,194,623,322.72  | 67,117,047.20                   |
| Research and Development, Cybersecurity and Infrastructure Security<br>Agency, Homeland Security<br>Fund Resources:   |                           |     |     |      |  |   |  |                  |   |                                 |
| Undisbursed Funds   | 2023-2024                 |     | 070 | 0805 | 000                                      | -----   | 7,120,250.00   | -----            | -----   | 7,120,250.00                    |
|   | 2022-2023                 |     |     |      |  | 10,242,571.00   | -----  | -500,000.00      | 2,205,056.59  | 7,537,514.41                    |
|   | 2021-2022                 |     |     |      |  | 4,769,708.02  | -----  | -----            | 3,914,502.69  | 855,205.33                      |

Footnotes at End of Chapter



## Appropriations, Outlays, and Balances - Continued

| Appropriation or Fund Account<br><br>Title  | Account Symbol            |     |     |      | Balances,<br>Beginning of<br>Fiscal Year | Appropriations<br>and Other<br>Obligational<br>Authority <sup>1</sup> | Transfers<br>Borrowings<br>and<br>Investment<br>(Net) <sup>2</sup> | Outlays<br>(Net) | Balances<br>Withdrawn<br>and Other<br>Transactions <sup>3</sup> | Balances, End<br>of Fiscal Year |
|---|---------------------------|-----|-----|------|--|---|--|------------------|---|---------------------------------|
|   | Period of<br>Availability | ATA | AID | MAIN |  |   |  |                  |   |                                 |
|   | 2020-2021                 |     |     |      | 2,886,903.61                             | -----   | -----  | 1,572,297.30     | -----   | 1,314,606.31                    |
|   | 2019-2020                 |     |     |      | 1,614,380.43                             | -----   | -----  | 40,322.07        | -----   | 1,574,058.36                    |
|   | 2018-2019                 |     |     |      | 1,571,800.83                             | -----   | -----  | 40,014.76        | -----   | 1,531,786.07                    |
|   | 2017-2018                 |     |     |      | 231,823.07                               | -----   | -----  | -----            | 231,823.07  | -----                           |
|   | Subtotal                  |     | 070 | 0805 | 21,317,186.96                            | 7,120,250.00  | -500,000.00  | 7,772,193.41     | 231,823.07  | 19,933,420.48                   |
| Operating Expenses, Cybersecurity and Infrastructure Security Agency,<br>Homeland Security<br>Fund Resources:                       |                           |     |     |      |  |   |  |                  |   |                                 |
| Undisbursed Funds   | No Year                   |     | 070 | 0900 | 50,880.84                                | -50,880.00  | -----  | -----            | -----   | 0.84                            |
| Cybersecurity Response and Recovery Fund, Cybersecurity and<br>Infrastructure Security Agency, Homeland Security<br>Fund Resources: |                           |     |     |      |  |   |  |                  |   |                                 |
| Undisbursed Funds   | 2023-2028                 |     | 070 | 1911 | -----                                    | 19,950,000.00   | -----  | -----            | -----   | 19,950,000.00                   |
|   | 2022-2028                 |     |     |      | 19,950,000.00                            | -----   | -----  | -----            | -----   | 19,950,000.00                   |
|   | Subtotal                  |     | 070 | 1911 | 19,950,000.00                            | 19,950,000.00   | -----  | -----            | -----   | 39,900,000.00                   |
| Total, National Protection and Programs Directorate   |                           |     |     |      | 3,372,557,182.32                         | 2,887,401,728.52  | -777,000.00  | 2,576,114,029.27 | 87,161,676.02   | 3,595,906,205.55                |
| <b>Federal Emergency Management Agency</b>  |                           |     |     |      |  |   |  |                  |   |                                 |
| <b>General Fund Accounts</b>  |                           |     |     |      |  |   |  |                  |   |                                 |
| Federal Assistance, Federal Emergency Management Agency, Homeland<br>Security<br>Fund Resources:                                    |                           |     |     |      |  |   |  |                  |   |                                 |
| Undisbursed Funds   | 2021-2025                 |     | 070 | 0413 | 606,747,679.85                           | -----   | -----  | 228,207,892.22   | -----   | 378,539,787.63                  |
|   | 2023-2024                 |     |     |      | -----                                    | 896,000,000.00  | -----  | -----            | -----   | 896,000,000.00                  |
|   | 2023                      |     |     |      | -----                                    | 3,519,264,000.00  | -10,000,000.00   | 473,351,841.83   | -----   | 3,035,912,158.17                |
|   | 2022-2023                 |     |     |      | 758,000,000.00                           | -----   | -----  | 11,405,669.61    | -----   | 746,594,330.39                  |
|   | 2022                      |     |     |      | 2,482,644,416.44                         | -----   | -17,800,000.00   | 417,031,682.17   | -----   | 2,047,812,734.27                |
|   | 2021-2022                 |     |     |      | 745,107,690.74                           | -----   | -----  | 177,166,376.73   | -----   | 567,941,314.01                  |
|   | 2021                      |     |     |      | 1,683,677,363.42                         | -----   | -----  | 627,062,979.88   | -----   | 1,056,614,383.54                |
|   | 2020-2021                 |     |     |      | 597,820,322.84                           | -----   | -----  | 218,374,723.04   | -----   | 379,445,599.80                  |
|   | 2020                      |     |     |      | 1,001,151,185.99                         | -----   | -----  | 482,818,360.76   | -----   | 518,332,825.23                  |
|   | 2019-2020                 |     |     |      | 291,785,214.58                           | -----   | -----  | 123,503,900.99   | -----   | 168,281,313.59                  |
|   | 2019                      |     |     |      | 459,982,224.55                           | -----   | -----  | 277,232,520.18   | -----   | 182,749,704.37                  |
|   | 2018-2019                 |     |     |      | 179,406,416.93                           | -----   | -----  | 47,723,295.16    | -----   | 131,683,121.77                  |
|   | 2018                      |     |     |      | 124,809,115.87                           | -----   | -----  | 84,534,607.29    | 40,274,508.58   | -----                           |
|   | 2017-2018                 |     |     |      | 74,213,755.25                            | -----   | -----  | 9,043,291.34     | 65,170,463.91   | -----                           |
|   | No Year                   |     |     |      | 2,101,995,063.57                         | 789,524,690.00  | -----  | 406,191,179.20   | -----   | 2,485,328,574.37                |
|   | Subtotal                  |     | 070 | 0413 | 11,107,340,450.03                        | 5,204,788,690.00  | -27,800,000.00   | 3,583,648,320.40 | 105,444,972.49  | 12,595,235,847.14               |
| Procurement, Construction, and Improvements, Federal Emergency  |                           |     |     |      |  |   |  |                  |   |                                 |

Footnotes at End of Chapter

Appropriations, Outlays, and Balances - Continued

| Appropriation or Fund Account<br><br>Title  | Account Symbol            |     |     |      | Balances,<br>Beginning of<br>Fiscal Year | Appropriations<br>and Other<br>Obligational<br>Authority <sup>1</sup> | Transfers<br>Borrowings<br>and<br>Investment<br>(Net) <sup>2</sup> | Outlays<br>(Net) | Balances<br>Withdrawn<br>and Other<br>Transactions <sup>3</sup> | Balances, End<br>of Fiscal Year |
|---|---------------------------|-----|-----|------|--|---|--|------------------|---|---------------------------------|
|   | Period of<br>Availability | ATA | AID | MAIN |  |   |  |                  |   |                                 |
| Management Agency, Homeland Security<br>Fund Resources:<br>Undisbursed Funds  | 2023-2027                 |     | 070 | 0414 | 000                                      | 77,305,000.00   |  | 3,980,963.24     |   | 73,324,036.76                   |
|   | 2022-2026                 |     |     |      |  | 111,210,000.00  |  | 11,403,693.03    |   | 99,806,306.97                   |
|   | 2023-2025                 |     |     |      |  | 130,425,000.00  |  | 36,482,311.41    |   | 93,942,688.59                   |
|   | 2021-2025                 |     |     |      |  | 40,808,617.65   |  | 12,058,496.45    |   | 28,750,121.20                   |
|   | 2022-2024                 |     |     |      |  | 60,260,190.10   |  | 37,561,861.11    |   | 22,698,328.99                   |
|   | 2020-2024                 |     |     |      |  | 28,593,433.28   |  | 14,322,974.32    |   | 14,270,458.96                   |
|   | 2021-2023                 |     |     |      |  | 16,215,406.42   | -350,000.00  | 12,104,934.05    |   | 3,760,472.37                    |
|   | 2019-2023                 |     |     |      |  | 15,343,828.60   |  | 4,143,395.25     |   | 11,200,433.35                   |
|   | 2020-2022                 |     |     |      |  | 11,202,295.28   |  | 7,455,804.89     |   | 3,746,490.39                    |
|   | 2019-2021                 |     |     |      |  | 8,516,918.67  |  | 6,439,518.06     |   | 2,077,400.61                    |
|   | 2018-2020                 |     |     |      |  | 1,437.94  |  |                  |   | 1,437.94                        |
|   | 2018-2019                 |     |     |      |  | 2,286,970.30  |  | 336,245.50       |   | 1,950,724.80                    |
|   | 2017-2018                 |     |     |      |  | 707,471.23  |  |                  | 707,471.23  |                                 |
|   | Subtotal                  |     | 070 | 0414 | 000                                      | 295,146,569.47  | 207,730,000.00   | 146,290,197.31   | 707,471.23  | 355,528,900.93                  |
| Flood Hazard Mapping and Risk Analysis Program, Federal Emergency<br>Management Agency, Homeland Security<br>Fund Resources:<br>Undisbursed Funds | No Year                   |     | 070 | 0500 | 000                                      | 15,994,352.52   |  | 1,252,097.53     |   | 14,742,254.99                   |
| State and Local Programs, Federal Emergency Management Agency,<br>Homeland Security<br>Fund Resources:<br>Undisbursed Funds                       | No Year                   |     | 070 | 0560 | 000                                      | 65,165.44   | -65,165.00   |                  |   | 0.44                            |
| Operations and Support, Federal Emergency Management Agency, Homeland<br>Security<br>Fund Resources:<br>Undisbursed Funds                         | 2022-2026                 |     | 070 | 0700 | 000                                      | 66,832,500.00   |  | 1,248,189.85     |   | 65,584,310.15                   |
|   | 2023                      |     |     |      |  |   | 1,374,680,000.00   | 874,445,686.09   |   | 500,234,313.91                  |
|   | 2022-2023                 |     |     |      |  |   |  | 10,899.00        | 10,899.00   |                                 |
|   | 2022                      |     |     |      |  | 432,380,752.56  | -749,899.00  | 316,486,103.12   |   | 115,144,750.44                  |
|   | 2021-2022                 |     |     |      |  | 2.00  |  |                  |   | 2.00                            |
|   | 2021                      |     |     |      |  | 83,028,114.73   |  | 51,914,566.87    |   | 31,113,547.86                   |
|   | 2020-2021                 |     |     |      |  | 1,714,104.12  |  | 105,239.81       |   | 1,608,864.31                    |
|   | 2020                      |     |     |      |  | 35,377,991.45   |  | 12,241,292.69    |   | 23,136,698.76                   |
|   | 2019-2020                 |     |     |      |  | 82.37   |  |                  |   | 82.37                           |
|   | 2019                      |     |     |      |  | 52,255,548.46   |  | 10,655,274.16    |   | 41,600,274.30                   |
|   | 2018-2019                 |     |     |      |  | 1,169,945.69  |  |                  |   | 1,169,945.69                    |
|   | 2018                      |     |     |      |  | 37,784,242.20   |  | 22,034,491.78    | 15,749,750.42   |                                 |
|   | No Year                   |     |     |      |  | 46,284,748.42   | 13,975,310.00  | 6,058,798.68     |   | 54,201,259.74                   |
|   | Subtotal                  |     | 070 | 0700 | 000                                      | 756,828,032.00  | 1,388,655,310.00   | 1,295,189,643.05 | 15,760,649.42   | 833,794,049.53                  |

Footnotes at End of Chapter

## Appropriations, Outlays, and Balances - Continued

| Appropriation or Fund Account<br><br>Title  | Account Symbol            |     |     |      | Balances,<br>Beginning of<br>Fiscal Year | Appropriations<br>and Other<br>Obligational<br>Authority <sup>1</sup> | Transfers<br>Borrowings<br>and<br>Investment<br>(Net) <sup>2</sup> | Outlays<br>(Net)  | Balances<br>Withdrawn<br>and Other<br>Transactions <sup>3</sup> | Balances, End<br>of Fiscal Year |
|---|---------------------------|-----|-----|------|--|---|--|-------------------|---|---------------------------------|
|   | Period of<br>Availability | ATA | AID | MAIN |  |   |  |                   |   |                                 |
| Disaster Relief Fund, Federal Emergency Management Agency, Homeland Security Fund Resources:                              |                           |     |     |      |  |   |  |                   |   |                                 |
| Undisbursed Funds   | 2021-2025                 |     | 070 | 0702 | 000                                      | 22,723,905,525.87   | -----<br>-14,000,000.00  | 10,766,643,323.01 | -----   | 11,943,262,202.86               |
|   | 2023-2024                 |     |     |      |  | -----   | -----  | -26,207,978.48    | -----   | 26,207,978.48                   |
|   | 2022-2023                 |     |     |      |  | 24,224,050.03   | -----  | 19,249,639.00     | -----   | 4,974,411.03                    |
|   | 2020-2021                 |     |     |      |  | 548,093.64  | -----  | -----             | -----   | 548,093.64                      |
|   | 2019-2020                 |     |     |      |  | 32,654,230.19   | -----  | -----             | -----   | 32,662,024.19                   |
|   | 2018-2019                 |     |     |      |  | 8,253,563.96  | -----  | -----             | -----   | 8,253,563.96                    |
|   | 2017-2018                 |     |     |      |  | 3,516.90  | -----  | -----             | 3,516.90  | -----                           |
|   | No Year                   |     |     |      |  | 64,964,835,859.76   | 25,131,500,000.00  | -2,361,169,126.00 | -----   | 67,388,672,961.54               |
|   | Subtotal                  |     | 070 | 0702 | 000                                      | 87,754,424,840.35   | 25,131,500,000.00  | -2,375,169,126.00 | 3,516.90  | 79,404,581,235.70               |
| Disaster Assistance Direct Loan Program Account, Federal Emergency Management Agency, Homeland Security Fund Resources:   |                           |     |     |      |  |   |  |                   |   |                                 |
| Undisbursed Funds   | No Year                   |     | 070 | 0703 | 000                                      | 226,338,153.59  | 7,509,330.30   | -144,928,269.00   | 18,046,990.81   | -----<br>70,872,224.08          |
| Emergency Food and Shelter, Federal Emergency Management Agency, Homeland Security Fund Resources:                        |                           |     |     |      |  |   |  |                   |   |                                 |
| Undisbursed Funds   | No Year                   |     | 070 | 0707 | 000                                      | 0.07  | -----  | -----             | -----   | 0.07                            |
| Administrative and Regional Operations, Emergency Preparedness and Response, Homeland Security Fund Resources:            |                           |     |     |      |  |   |  |                   |   |                                 |
| Undisbursed Funds   | No Year                   |     | 070 | 0712 | 000                                      | 2.31  | -----  | -----             | -----   | 2.31                            |
| Radiological Emergency Preparedness Program, Federal Emergency Management Agency, Homeland Security Fund Resources:       |                           |     |     |      |  |   |  |                   |   |                                 |
| Undisbursed Funds   | No Year                   |     | 070 | 0715 | 000                                      | 48,860,354.57   | -----  | -----             | 973,943.69  | -----<br>47,886,410.88          |
| National Pre-disaster Mitigation Fund, Federal Emergency Management Agency, Homeland Security Fund Resources:             |                           |     |     |      |  |   |  |                   |   |                                 |
| Undisbursed Funds   | No Year                   |     | 070 | 0716 | 000                                      | 82,337,519.39   | -----  | -6,752,000.00     | 32,790,560.97   | -----<br>42,794,958.42          |
| Herman's Peak/Calf Canyon Fire Assistance Account, Federal Emergency Management Agency, Homeland Security Fund Resources: |                           |     |     |      |  |   |  |                   |   |                                 |
| Undisbursed Funds   | No Year                   |     | 070 | 1912 | 000                                      | -----   | 1,449,000,000.00   | 2,499,000,000.00  | 77,192,199.56   | -----<br>3,870,807,800.44       |
| <b>Special Fund Accounts</b>  |                           |     |     |      |  |   |  |                   |   |                                 |
| National Flood Insurance Reserve Fund, Homeland Security Fund Resources:  |                           |     |     |      |  |   |  |                   |   |                                 |
| Undisbursed Funds   | No Year                   |     | 070 | 5701 | 000                                      | 840,763,914.48  | 955,545,423.24   | -918,494,531.27   | 405,097,628.28  | -----<br>472,717,178.17         |
| Unrealized Discount on Investments  |                           |     |     |      |  | -66,645,670.79  | -----  | 160,554.65        | -----   | -----<br>-66,485,116.14         |
| Investments in US Treasury Securities   |                           |     |     |      |  | 2,472,456,434.23  | -----  | 918,333,976.62    | -----   | -----<br>3,390,790,410.85       |
|   | Subtotal                  |     | 070 | 5701 | 000                                      | 3,246,574,677.92  | 955,545,423.24   | -----             | 405,097,628.28  | -----<br>3,797,022,472.88       |

Footnotes at End of Chapter

**Appropriations, Outlays, and Balances - Continued**

| Appropriation or Fund Account<br><br>Title   | Account Symbol            |     |     |      | Balances,<br>Beginning of<br>Fiscal Year | Appropriations<br>and Other<br>Obligational<br>Authority <sup>1</sup> | Transfers<br>Borrowings<br>and<br>Investment<br>(Net) <sup>2</sup> | Outlays<br>(Net) | Balances<br>Withdrawn<br>and Other<br>Transactions <sup>3</sup> | Balances, End<br>of Fiscal Year |                    |
|--|---------------------------|-----|-----|------|--|---|--|------------------|---|---------------------------------|--------------------|
|  | Period of<br>Availability | ATA | AID | MAIN |  |   |  |                  |   |                                 | SUB                |
| <b>Public Enterprise Funds</b>   |                           |     |     |      |  |   |  |                  |   |                                 |                    |
| National Flood Insurance Fund, Federal Emergency Management Agency,<br>Homeland Security<br>Fund Resources:              |                           |     |     |      |  |   |  |                  |   |                                 |                    |
| Undisbursed Funds  | No Year                   |     | 070 | 4236 | 000                                      | 7,458,096,803.22  | 698,250,000.00   | -----            | 3,643,702,465.80  | -----                           | 4,512,644,337.42   |
| Authority to Borrow from the Treasury  |                           |     |     |      |  | -----   | 9,900,000,000.00   | -----            | -----   | 9,900,000,000.00                | -----              |
| Subtotal   |                           |     | 070 | 4236 | 000                                      | 7,458,096,803.22  | 10,598,250,000.00  | -----            | 3,643,702,465.80  | 9,900,000,000.00                | 4,512,644,337.42   |
| Total, Federal Emergency Management Agency   |                           |     |     |      |  | 110,992,006,920.88  | 44,942,913,588.54  | -56,738,395.00   | 40,310,355,009.15   | 10,021,916,610.04               | 105,545,910,495.23 |
| <b>Science and Technology</b>  |                           |     |     |      |  |   |  |                  |   |                                 |                    |
| <b>General Fund Accounts</b>   |                           |     |     |      |  |   |  |                  |   |                                 |                    |
| Procurement, Construction, and Improvements, Science and Technology<br>Directorate, Homeland Security<br>Fund Resources: |                           |     |     |      |  |   |  |                  |   |                                 |                    |
| Undisbursed Funds  | 2023-2027                 |     | 070 | 0415 | 000                                      | -----   | 55,216,000.00  | -----            | 34,082.77   | -----                           | 55,181,917.23      |
|  | 2022-2026                 |     |     |      |  | 12,767,211.42   | -----  | -----            | 704,971.68  | -----                           | 12,062,239.74      |
|  | 2021-2025                 |     |     |      |  | 12,233,851.76   | -----  | -----            | 4,519,154.12  | -----                           | 7,714,697.64       |
| Subtotal   |                           |     | 070 | 0415 | 000                                      | 25,001,063.18   | 55,216,000.00  | -----            | 5,258,208.57  | -----                           | 74,958,854.61      |
| Operations and Support, Science and Technology Directorate, Homeland<br>Security<br>Fund Resources:                      |                           |     |     |      |  |   |  |                  |   |                                 |                    |
| Undisbursed Funds  | 2023-2024                 |     | 070 | 0800 | 000                                      | -----   | 218,165,123.00   | -----            | 76,788,627.52   | -----                           | 141,376,495.48     |
|  | 2023                      |     |     |      |  | -----   | 164,210,000.00   | -----            | 101,530,833.13  | -----                           | 62,679,166.87      |
|  | 2022-2023                 |     |     |      |  | 131,440,953.24  | -----  | -133,759.00      | 96,659,284.10   | <sup>4</sup> 141,630.00         | 34,506,280.14      |
|  | 2022                      |     |     |      |  | 39,960,870.46   | -----  | -343,630.00      | 33,269,021.62   | -----                           | 6,348,218.84       |
|  | 2021-2022                 |     |     |      |  | 30,846,213.49   | -----  | -----            | 19,353,013.13   | -----                           | 11,493,200.36      |
|  | 2021                      |     |     |      |  | 5,585,636.98  | -----  | -----            | 2,546,534.71  | -----                           | 3,039,102.27       |
|  | 2020-2021                 |     |     |      |  | 9,101,040.55  | -----  | -----            | 2,144,607.91  | -----                           | 6,956,432.64       |
|  | 2020                      |     |     |      |  | 6,008,855.33  | -----  | -----            | 926,957.25  | -----                           | 5,081,898.08       |
|  | 2019-2020                 |     |     |      |  | 7,956,747.02  | -----  | -----            | 219,526.64  | -----                           | 7,737,220.38       |
|  | 2019                      |     |     |      |  | 6,555,563.15  | -----  | -----            | 346,349.36  | -----                           | 6,209,213.79       |
|  | 2018-2019                 |     |     |      |  | 7,660,228.31  | -----  | -----            | 20,229.13   | -----                           | 7,639,999.18       |
|  | 2015-2019                 |     |     |      |  | 3,821,395.73  | -----  | -----            | 397,261.70  | -----                           | 3,424,134.03       |
|  | 2018                      |     |     |      |  | 4,859,212.54  | -----  | -----            | -13,425.16  | 4,872,637.70                    | -----              |
|  | 2017-2018                 |     |     |      |  | 6,058,617.65  | -----  | -----            | 141,627.14  | 5,916,990.51                    | -----              |
|  | 2016-2018                 |     |     |      |  | 18,993,494.77   | -----  | -----            | 1,006,728.86  | 17,986,765.91                   | -----              |
|  | 2014-2018                 |     |     |      |  | 1,212,548.19  | -----  | -----            | -----   | 1,212,548.19                    | -----              |
|  | No Year                   |     |     |      |  | 14,281,781.41   | -----  | -2,913,918.00    | -3,553,946.37   | -----                           | 14,921,809.78      |
| Subtotal   |                           |     | 070 | 0800 | 000                                      | 294,343,158.82  | 382,375,123.00   | -3,391,307.00    | 331,783,230.67  | 30,130,572.31                   | 311,413,171.84     |

Footnotes at End of Chapter

## Appropriations, Outlays, and Balances - Continued

| Appropriation or Fund Account<br><br>Title  | Account Symbol            |     |     |      | Balances,<br>Beginning of<br>Fiscal Year | Appropriations<br>and Other<br>Obligational<br>Authority <sup>1</sup> | Transfers<br>Borrowings<br>and<br>Investment<br>(Net) <sup>2</sup> | Outlays<br>(Net) | Balances<br>Withdrawn<br>and Other<br>Transactions <sup>3</sup> | Balances, End<br>of Fiscal Year |
|---|---------------------------|-----|-----|------|--|---|--|------------------|---|---------------------------------|
|   | Period of<br>Availability | ATA | AID | MAIN |  |   |  |                  |   |                                 |
| Research and Development, Science and Technology Directorate, Homeland Security<br>Fund Resources:<br>Undisbursed Funds               | 2022-2026                 |     | 070 | 0803 | 000                                      | 157,085,046.00  | -----  | 13,666,946.19    | -----   | 143,418,099.81                  |
|   | 2023-2025                 |     |     |      |  | -----   | 460,299,200.00   | 21,631,986.84    | -----   | 438,667,213.16                  |
|   | 2022-2024                 |     |     |      |  | 500,425,977.25  | -----  | -4,790,211.00    | -----   | 292,586,916.56                  |
|   | 2021-2023                 |     |     |      |  | 244,083,249.26  | -----  | -69,805.00       | -----   | 105,184,380.77                  |
|   | 2020-2022                 |     |     |      |  | 84,960,409.58   | -----  | 65,279,482.55    | -----   | 19,680,927.03                   |
|   | 2019-2021                 |     |     |      |  | 28,555,660.46   | -----  | 13,021,623.52    | -----   | 15,534,036.94                   |
|   | 2018-2020                 |     |     |      |  | 19,143,820.92   | -----  | 2,936,583.20     | -----   | 16,207,237.72                   |
|   | 2017-2019                 |     |     |      |  | 13,293,726.58   | -----  | 1,112,356.36     | -----   | 12,181,370.22                   |
| Subtotal  |                           |     | 070 | 0803 | 000                                      | 1,047,547,890.05  | 460,299,200.00   | -4,860,016.00    | 459,526,891.84  | 1,043,460,182.21                |
| Total, Science and Technology   |                           |     |     |      |  | 1,366,892,112.05  | 897,890,323.00   | -8,251,323.00    | 796,568,331.08  | 30,130,572.31                   |
| <b>Domestic Nuclear Detection Office</b>  |                           |     |     |      |  |   |  |                  |   |                                 |
| <b>General Fund Accounts</b>  |                           |     |     |      |  |   |  |                  |   |                                 |
| Federal Assistance, Countering Weapons of Mass Destruction Office,<br>Homeland Security<br>Fund Resources:<br>Undisbursed Funds       | 2023-2025                 |     | 070 | 0411 | 000                                      | -----   | 139,183,000.00   | -----            | 19,986,417.10   | 119,196,582.90                  |
|   | 2022-2024                 |     |     |      |  | 109,184,777.93  | -----  | 59,173,585.96    | -----   | 50,011,191.97                   |
|   | 2021-2023                 |     |     |      |  | 35,911,977.51   | -----  | 12,381,231.54    | -----   | 23,530,745.97                   |
|   | 2020-2022                 |     |     |      |  | 26,145,140.85   | -----  | 12,083,813.28    | -----   | 14,061,327.57                   |
|   | 2019-2021                 |     |     |      |  | 17,357,787.57   | -----  | 6,601,748.44     | -----   | 10,756,039.13                   |
|   | 2020                      |     |     |      |  | 702,152.00  | -----  | 702,152.00       | -----   | -----                           |
|   | 2018-2020                 |     |     |      |  | 17,183,343.11   | -----  | 4,511,357.03     | -----   | 12,671,986.08                   |
|   | 2017-2019                 |     |     |      |  | 17,093,377.54   | -----  | 7,081,156.83     | -----   | 10,012,220.71                   |
| Subtotal  |                           |     | 070 | 0411 | 000                                      | 223,578,556.51  | 139,183,000.00   | -----            | 122,521,462.18  | 240,240,094.33                  |
| Research and Development, Countering Weapons of Mass Destruction<br>Office, Homeland Security<br>Fund Resources:<br>Undisbursed Funds | 2023-2025                 |     | 070 | 0860 | 000                                      | -----   | 64,615,000.00  | -----            | 3,105,944.58  | 61,509,055.42                   |
|   | 2022-2024                 |     |     |      |  | 62,178,589.21   | -----  | -2,773,000.00    | 30,709,642.61   | 28,695,946.60                   |
|   | 2021-2023                 |     |     |      |  | 35,673,838.26   | -----  | 25,085,318.59    | -----   | 10,588,519.67                   |
|   | 2020-2022                 |     |     |      |  | 14,071,309.65   | -----  | 5,400,278.18     | -----   | 8,671,031.47                    |
|   | 2019-2021                 |     |     |      |  | 3,958,340.87  | -----  | 726,182.25       | -----   | 3,232,158.62                    |
|   | 2018-2020                 |     |     |      |  | 9,208,520.99  | -----  | 486,121.35       | -----   | 8,722,399.64                    |
|   | 2017-2019                 |     |     |      |  | 7,295,163.61  | -----  | 192,034.06       | -----   | 7,103,129.55                    |
|   | 2016-2018                 |     |     |      |  | 7,409,753.47  | -----  | -27,510.39       | 7,437,263.86  | -----                           |
| No Year   |                           |     |     |      |  | 4,158,865.56  | -----  | -5,648.53        | -----   | 4,164,514.09                    |

Footnotes at End of Chapter

Appropriations, Outlays, and Balances - Continued

| Appropriation or Fund Account<br><br>Title  | Account Symbol            |     |     |             | Balances,<br>Beginning of<br>Fiscal Year | Appropriations<br>and Other<br>Obligational<br>Authority <sup>1</sup> | Transfers<br>Borrowings<br>and<br>Investment<br>(Net) <sup>2</sup> | Outlays<br>(Net) | Balances<br>Withdrawn<br>and Other<br>Transactions <sup>3</sup> | Balances, End<br>of Fiscal Year |                |
|---|---------------------------|-----|-----|-------------|--|---|--|------------------|---|---------------------------------|----------------|
|   | Period of<br>Availability | ATA | AID | MAIN<br>SUB |  |   |  |                  |   |                                 |                |
| Subtotal  |                           |     | 070 | 0860        | 000                                      | 143,954,381.62  | 64,615,000.00  | -2,773,000.00    | 65,672,362.70   | 7,437,263.86                    | 132,686,755.06 |
| Operations and Support, Countering Weapons of Mass Destruction Office,<br>Homeland Security<br>Fund Resources:  |                           |     |     |             |  |   |  |                  |   |                                 |                |
| Undisbursed Funds   | 2023-2024                 |     | 070 | 0861        | 000                                      | -----   | 50,446,000.00  | -----            | 12,211,564.25   | -----                           | 38,234,435.75  |
|   | 2023                      |     |     |             |  | -----   | 101,524,000.00   | -----            | 59,181,460.49   | -----                           | 42,342,539.51  |
|   | 2022-2023                 |     |     |             |  | 42,574,302.88   | -----  | 350,450.00       | 22,665,758.83   | 4 350,450.00                    | 19,908,544.05  |
|   | 2022                      |     |     |             |  | 56,072,811.12   | -----  | -404,450.00      | 46,316,317.77   | -----                           | 9,352,043.35   |
|   | 2021-2022                 |     |     |             |  | 4,160,741.17  | -----  | -----            | 1,699,990.61  | -----                           | 2,460,750.56   |
|   | 2021                      |     |     |             |  | 19,537,625.02   | -----  | -----            | 3,467,083.37  | -----                           | 16,070,541.65  |
|   | 2020                      |     |     |             |  | 19,090,403.41   | -----  | -----            | 1,732,459.08  | -----                           | 17,357,944.33  |
|   | 2019                      |     |     |             |  | 26,197,847.12   | -----  | -----            | 3,539,144.49  | -----                           | 22,658,702.63  |
|   | 2018                      |     |     |             |  | 2,674,563.33  | -----  | -----            | -6,427.98   | 2,680,991.31                    | -----          |
| Subtotal  |                           |     | 070 | 0861        | 000                                      | 170,308,294.05  | 151,970,000.00   | -54,000.00       | 150,807,350.91  | 3,031,441.31                    | 168,385,501.83 |
| Procurement, Construction, and Improvements, Countering Weapons of<br>Mass Destruction Office, Homeland Security<br>Fund Resources:   |                           |     |     |             |  |   |  |                  |   |                                 |                |
| Undisbursed Funds   | 2023-2025                 |     | 070 | 0862        | 000                                      | -----   | 75,204,000.00  | -----            | 1,765,541.11  | -----                           | 73,438,458.89  |
|   | 2022-2024                 |     |     |             |  | 75,239,647.45   | -----  | -----            | 23,681,887.68   | -----                           | 51,557,759.77  |
|   | 2021-2023                 |     |     |             |  | 62,132,628.56   | -----  | -----            | 37,314,629.32   | -----                           | 24,817,999.24  |
|   | 2020-2022                 |     |     |             |  | 64,730,727.35   | -----  | -----            | 47,974,306.63   | -----                           | 16,756,420.72  |
|   | 2019-2021                 |     |     |             |  | 11,925,731.99   | -----  | -----            | 3,935,891.76  | -----                           | 7,989,840.23   |
|   | 2018-2020                 |     |     |             |  | 2,681,411.12  | -----  | -----            | 8,126.55  | -----                           | 2,673,284.57   |
|   | 2017-2019                 |     |     |             |  | 2,939,119.76  | -----  | -----            | 1,453.63  | -----                           | 2,937,666.13   |
|   | 2016-2018                 |     |     |             |  | 4,371,219.24  | -----  | -----            | 1,642,009.56  | 2,729,209.68                    | -----          |
| Subtotal  |                           |     | 070 | 0862        | 000                                      | 224,020,485.47  | 75,204,000.00  | -----            | 116,323,846.24  | 2,729,209.68                    | 180,171,429.55 |
| Total, Domestic Nuclear Detection Office  |                           |     |     |             |  | 761,861,717.65  | 430,972,000.00   | -2,827,000.00    | 455,325,022.03  | 13,197,914.85                   | 721,483,780.77 |
| <b>Management Directorate</b>   |                           |     |     |             |  |   |  |                  |   |                                 |                |
| <b>General Fund Accounts</b>  |                           |     |     |             |  |   |  |                  |   |                                 |                |
| Nonrecurring Expenses Fund, Management Directorate, Departmental<br>Management, Intelligence, Situational Awareness, and Oversight,<br>Homeland Security<br>Fund Resources: |                           |     |     |             |  |   |  |                  |   |                                 |                |
| Undisbursed Funds   | No Year                   |     | 070 | 1914        | 000                                      | -----   | -----  | 17,800,000.00    | 1,045.00  | -----                           | 17,798,955.00  |
| Total, Management Directorate   |                           |     |     |             |  | -----   | -----  | 17,800,000.00    | 1,045.00  | -----                           | 17,798,955.00  |
| <b>Deductions for Offsetting Receipts</b>   |                           |     |     |             |  |   |  |                  |   |                                 |                |
| Proprietary Receipts from the Public  |                           |     |     |             |  | -----   | -1,079,350,979.57  | -----            | -1,079,350,979.57   | -----                           | -----          |
| Intrabudgetary Receipts Deducted by Agency  |                           |     |     |             |  | -----   | 357,054,728.36   | -----            | 357,054,728.36  | -----                           | -----          |
| Offsetting Governmental Receipts  |                           |     |     |             |  | -----   | -13,050,315,228.31   | -----            | -13,050,315,228.31  | -----                           | -----          |

Footnotes at End of Chapter

## Appropriations, Outlays, and Balances - Continued

| Appropriation or Fund Account   | Account Symbol            |     |     |      |     | Balances,<br>Beginning of<br>Fiscal Year | Appropriations<br>and Other<br>Obligational<br>Authority <sup>1</sup> | Transfers<br>Borrowings<br>and<br>Investment<br>(Net) <sup>2</sup> | Outlays<br>(Net)   | Balances<br>Withdrawn<br>and Other<br>Transactions <sup>3</sup> | Balances, End<br>of Fiscal Year |
|---|---------------------------|-----|-----|------|-----|--|---|--|--------------------|---|---------------------------------|
| Title   | Period of<br>Availability | ATA | AID | MAIN | SUB |  |   |  |                    |   |                                 |
| Total, Offsetting Receipts  |                           |     |     |      |     | -----                                    | -13,772,611,479.52  | -----  | -13,772,611,479.52 | -----   | -----                           |
| Total, Department of Homeland Security  |                           |     |     |      |     | 167,780,677,080.25                       | 97,520,058,531.38   | 207,997,205.95   | 89,031,880,080.03  | 10,777,466,066.18   | 165,699,386,671.37              |
| <b>Memorandum</b>   |                           |     |     |      |     |  |   |  |                    |   |                                 |
| <b>Financing Accounts</b>   |                           |     |     |      |     |  |   |  |                    |   |                                 |
| <b>Public Enterprise Funds</b>  |                           |     |     |      |     |  |   |  |                    |   |                                 |
| Disaster Assistance Direct Loan Financing Account, Emergency Preparedness and Response, Homeland Security Fund Resources: |                           |     |     |      |     |  |   |  |                    |   |                                 |
| Undisbursed Funds   | No Year                   |     | 070 | 4234 | 000 | -----                                    | -----   | -4,497,168.11  | -5,378,273.78      | -----   | 881,105.67                      |
| Authority to Borrow from the Treasury   |                           |     |     |      |     | 9,450,406.02                             | 63,241,442.00   | -2,166,072.66  | -----              | 61,720,725.85   | 8,805,049.51                    |
| Subtotal  |                           |     | 070 | 4234 | 000 | 9,450,406.02                             | 63,241,442.00   | -6,663,240.77  | -5,378,273.78      | 61,720,725.85   | 9,686,155.18                    |
| Total, Financing Accounts   |                           |     |     |      |     | 9,450,406.02                             | 63,241,442.00   | -6,663,240.77  | -5,378,273.78      | 61,720,725.85   | 9,686,155.18                    |

Footnotes at End of Chapter

---

**Footnotes**

---

- 1 The amounts in this column, unless otherwise footnoted, represent appropriations, increases and rescissions in borrowing authority or new contract authority. Appropriation accounts with appropriation transfer activity are presented in Table 1 (Appropriations and Appropriation Transfers) at the end of this chapter.
- 2 The amounts in this column, unless otherwise footnoted, represent transfers - other than appropriation transfers, borrowings (gross), investments (net), unrealized discounts or funds held outside the Treasury.
- 3 The amounts in this column, unless otherwise footnoted, represent obligated balances canceled for fiscal year 2018 pursuant to 31 U.S.C. 1553 and adjustments to borrowing and contract authority.
- 4 Represents capital transfer to miscellaneous receipts.
- 5 Subject to disposition by the administrative agency.
- 6 Includes \$2,014.17 which represents payment for obligations of a closed account.
- 7 Includes \$5,069.89 which represents payment for obligations of a closed account.
- 8 The opening balance(s) of the following account(s) have been adjusted during the current fiscal year and do not agree with last year's closing balance(s):

Account Symbol: (ATA, AID, POA, MAIN, SUB)  
 070 2022-2026 0613 000 - Undi sbursed Funds

Adjustment  
 -\$6,902,184.00



## Appropriations, Outlays, and Balances - Continued

### Footnotes

Table 1 - Appropriations and Appropriation Transfers - Department of Homeland Security

| AID | ATA | Period of Availability | MAIN | Net Appropriations and Appropriation Transfers | Appropriation Amount | Net Appropriation Transfers | AID Involved | ATA Involved | Period of Availability Involved | MAIN Involved | Amount From or To (-) |
|-----|-----|------------------------|------|--|----------------------|-----------------------------|--------------|--------------|---------------------------------|---------------|-----------------------|
| 070 |     | 23                     | 0100 | 313,615,875.00                                 | 317,884,000.00       | -4,268,125.00               | 070          |              | 23                              | 0540          | -4,268,125.00         |
| 070 |     | 23                     | 0112 | 1,731,472,067.00                               | 1,743,160,000.00     | -11,687,933.00              | 070          |              | 23                              | 0540          | -11,687,933.00        |
| 070 |     | X                      | 0200 | 17,500,000.00                                  | 0.00                 | 17,500,000.00               | 070          |              | X                               | 0413          | 1,250,000.00          |
|     |     |                        |      |  |                      |                             | 070          |              | X                               | 0702          | 13,500,000.00         |
|     |     |                        |      |  |                      |                             | 070          |              | X                               | 1912          | 1,000,000.00          |
|     |     |                        |      |  |                      |                             | 070          |              | X                               | 4236          | 1,750,000.00          |
| 070 |     | 2328                   | 0200 | 50,000.00                                      | 0.00                 | 50,000.00                   | 070          |              | 2328                            | 1911          | 50,000.00             |
| 070 |     | X                      | 0400 | 23,000,000.00                                  | 0.00                 | 23,000,000.00               | 070          |              | 23                              | 0400          | 23,000,000.00         |
| 070 |     | 23                     | 0400 | 2,640,366,168.00                               | 2,681,971,000.00     | -41,604,832.00              | 070          |              | X                               | 0400          | -23,000,000.00        |
|     |     |                        |      |  |                      |                             | 070          |              | 23                              | 0530          | -12,806,257.00        |
|     |     |                        |      |  |                      |                             | 070          |              | 23                              | 0540          | -5,798,575.00         |
| 070 |     | X                      | 0413 | 789,524,690.00                                 | 812,750,000.00       | -23,225,310.00              | 070          |              | X                               | 0200          | -1,250,000.00         |
|     |     |                        |      |  |                      |                             | 070          |              | X                               | 0566          | -8,000,000.00         |
|     |     |                        |      |  |                      |                             | 070          |              | X                               | 0700          | -13,975,310.00        |
| 070 |     | 23                     | 0413 | 3,519,264,000.00                               | 2,719,264,000.00     | 800,000,000.00              | 070          |              | 23                              | 0530          | 800,000,000.00        |
| 070 |     | 2324                   | 0413 | 896,000,000.00                                 | 856,000,000.00       | 40,000,000.00               | 070          |              | 2324                            | 0416          | 40,000,000.00         |
| 070 |     | 2324                   | 0416 | 0.00   | 40,000,000.00        | -40,000,000.00              | 070          |              | 2324                            | 0413          | -40,000,000.00        |
| 070 |     | 23                     | 0509 | 282,652,198.00                                 | 287,887,000.00       | -5,234,802.00               | 070          |              | 23                              | 0540          | -5,234,802.00         |
| 070 |     | X                      | 0530 | 312,575,000.00                                 | 0.00                 | 312,575,000.00              | 012          |              | X                               | 5161          | 312,575,000.00        |
| 070 |     | 23                     | 0530 | 16,172,284,257.00                              | 13,767,006,084.01    | 2,405,278,172.99            | 070          |              | 23                              | 0400          | 12,806,257.00         |
|     |     |                        |      |  |                      |                             | 070          |              | 23                              | 0413          | -800,000,000.00       |
|     |     |                        |      |  |                      |                             | 070          |              | 2223                            | 0550          | -85,000.00            |
|     |     |                        |      |  |                      |                             | 070          |              | X                               | 5695          | 3,192,556,915.99      |
| 070 |     | 2324                   | 0530 | 625,000,000.00                                 | 500,000,000.00       | 125,000,000.00              | 012          |              | 2324                            | 1600          | 125,000,000.00        |
| 070 |     | X                      | 0540 | 10,000,000.00                                  | 0.00                 | 10,000,000.00               | 070          |              | 23                              | 0540          | 10,000,000.00         |
| 070 |     | 23                     | 0540 | 8,918,970,791.00                               | 8,689,267,000.00     | 229,703,791.00              | 070          |              | 23                              | 0100          | 4,268,125.00          |
|     |     |                        |      |  |                      |                             | 070          |              | 23                              | 0112          | 11,687,933.00         |
|     |     |                        |      |  |                      |                             | 070          |              | 23                              | 0400          | 5,798,575.00          |
|     |     |                        |      |  |                      |                             | 070          |              | 23                              | 0509          | 5,234,802.00          |
|     |     |                        |      |  |                      |                             | 070          |              | X                               | 0540          | -10,000,000.00        |
|     |     |                        |      |  |                      |                             | 070          |              | 2324                            | 0550          | 106,451,000.00        |
|     |     |                        |      |  |                      |                             | 070          |              | 23                              | 0566          | 43,301,929.00         |

Footnotes

Table 1 - Appropriations and Appropriation Transfers - Department of Homeland Security

| AID | ATA | Period of Availability | MAIN | Net Appropriations and Appropriation Transfers | Appropriation Amount | Net Appropriation Transfers | AID Involved | ATA Involved | Period of Availability Involved | MAIN Involved | Amount From or To (-) |
|-----|-----|------------------------|------|--|----------------------|-----------------------------|--------------|--------------|---------------------------------|---------------|-----------------------|
|     |     |                        |      |  |                      |                             | 070          |              | 23                              | 0610          | 55,000,000.00         |
|     |     |                        |      |  |                      |                             | 070          |              | 23                              | 0700          | 5,000,000.00          |
|     |     |                        |      |  |                      |                             | 070          |              | 2324                            | 0800          | 1,731,877.00          |
|     |     |                        |      |  |                      |                             | 070          |              | 2325                            | 0803          | 918,800.00            |
|     |     |                        |      |  |                      |                             | 070          |              | 2324                            | 0805          | 310,750.00            |
| 070 |     | 2324                   | 0540 | 48,408,790.00                                  | 46,696,000.00        | 1,712,790.00                | 011          |              | 2324                            | 1070          | 1,712,790.00          |
| 070 |     | 2223                   | 0550 | 85,000.00                                      | 0.00                 | 85,000.00                   | 070          |              | 23                              | 0530          | 85,000.00             |
| 070 |     | 2324                   | 0550 | 6,176,117,536.83                               | 6,282,568,536.83     | -106,451,000.00             | 070          |              | 23                              | 0540          | -106,451,000.00       |
| 070 |     | X                      | 0566 | 8,000,000.00                                   | 0.00                 | 8,000,000.00                | 070          |              | X                               | 0413          | 8,000,000.00          |
| 070 |     | 23                     | 0566 | 2,270,964,071.00                               | 2,314,266,000.00     | -43,301,929.00              | 070          |              | 23                              | 0540          | -43,301,929.00        |
| 070 |     | 23                     | 0610 | 9,506,619,000.00                               | 9,561,619,000.00     | -55,000,000.00              | 070          |              | 23                              | 0540          | -55,000,000.00        |
| 070 |     | X                      | 0700 | 13,975,310.00                                  | 0.00                 | 13,975,310.00               | 070          |              | X                               | 0413          | 13,975,310.00         |
| 070 |     | 23                     | 0700 | 1,374,680,000.00                               | 1,379,680,000.00     | -5,000,000.00               | 070          |              | 23                              | 0540          | -5,000,000.00         |
| 070 |     | X                      | 0702 | 25,131,500,000.00                              | 25,145,000,000.00    | -13,500,000.00              | 070          |              | X                               | 0200          | -13,500,000.00        |
| 070 |     | 2324                   | 0800 | 218,165,123.00                                 | 219,897,000.00       | -1,731,877.00               | 070          |              | 23                              | 0540          | -1,731,877.00         |
| 070 |     | 2325                   | 0803 | 460,299,200.00                                 | 461,218,000.00       | -918,800.00                 | 070          |              | 23                              | 0540          | -918,800.00           |
| 070 |     | 2324                   | 0805 | 7,120,250.00                                   | 7,431,000.00         | -310,750.00                 | 070          |              | 23                              | 0540          | -310,750.00           |
| 070 |     | 2328                   | 1911 | 19,950,000.00                                  | 20,000,000.00        | -50,000.00                  | 070          |              | 2328                            | 0200          | -50,000.00            |
| 070 |     | X                      | 1912 | 1,449,000,000.00                               | 1,450,000,000.00     | -1,000,000.00               | 070          |              | X                               | 0200          | -1,000,000.00         |
| 070 |     | X                      | 4236 | 698,250,000.00                                 | 700,000,000.00       | -1,750,000.00               | 070          |              | X                               | 0200          | -1,750,000.00         |
| 070 |     | X                      | 5088 | -4,000,000.00                                  | 0.00                 | -4,000,000.00               | 015          |              | 23                              | 0339          | -4,000,000.00         |
| 070 |     | X                      | 5695 | 3,690,532.50                                   | 3,192,556,915.99     | -3,188,866,383.49           | 018          |              | X                               | 4020          | 3,690,532.50          |
|     |     |                        |      |  |                      |                             | 070          |              | 23                              | 0530          | -3,192,556,915.99     |
| 070 |     | X                      | 8147 | -717,011,259.06                                | 0.00                 | -717,011,259.06             | 014          |              | X                               | 8151          | -717,011,259.06       |
| 070 |     | X                      | 8149 | 150,511,259.06                                 | 0.00                 | 150,511,259.06              | 014          |              | X                               | 8151          | 150,511,259.06        |
| 070 |     | X                      | 8185 | -211,276,788.65                                | 0.00                 | -211,276,788.65             | 014          |              | X                               | 8370          | -15,099,000.00        |
|     |     |                        |      |  |                      |                             | 068          |              | X                               | 8221          | -22,072,000.00        |
|     |     |                        |      |  |                      |                             | 069          |              | 2123                            | 8121          | -2,000,000.00         |
|     |     |                        |      |  |                      |                             | 069          |              | 2224                            | 8121          | -4,650,000.00         |
|     |     |                        |      |  |                      |                             | 069          |              | 2325                            | 8121          | -29,000,000.00        |
|     |     |                        |      |  |                      |                             | 070          |              | X                               | 8312          | -2,045,458.26         |
|     |     |                        |      |  |                      |                             | 070          |              | 22                              | 8314          | -20,500,000.00        |

## Appropriations, Outlays, and Balances - Continued

### Footnotes

Table 1 - Appropriations and Appropriation Transfers - Department of Homeland Security

| AID          | ATA | Period<br>of<br>Availability | MAIN | Net Appropriations and<br>Appropriation Transfers | Appropriation Amount | Net Appropriation<br>Transfers | AID<br>Involved | ATA<br>Involved | Period<br>of<br>Availability<br>Involved | MAIN<br>Involved | Amount From or To (-) |
|--------------|-----|------------------------------|------|---|----------------------|--------------------------------|-----------------|-----------------|--|------------------|-----------------------|
|              |     |                              |      |   |                      |                                | 070             |                 | 23                                       | 8314             | -45,000,000.00        |
|              |     |                              |      |   |                      |                                | 070             |                 | X  | 8349             | -67,381,317.85        |
|              |     |                              |      |   |                      |                                | 513             |                 | X  | 8056             | -3,529,012.54         |
| 070          |     | X                            | 8312 | 2,045,458.26                                      | 0.00                 | 2,045,458.26                   | 070             |                 | X  | 8185             | 2,045,458.26          |
| 070          |     | 22                           | 8314 | 20,500,000.00                                     | 0.00                 | 20,500,000.00                  | 070             |                 | X  | 8185             | 20,500,000.00         |
| 070          |     | 23                           | 8314 | 45,000,000.00                                     | 0.00                 | 45,000,000.00                  | 070             |                 | X  | 8185             | 45,000,000.00         |
| 070          |     | X                            | 8349 | 67,381,317.85                                     | 0.00                 | 67,381,317.85                  | 070             |                 | X  | 8185             | 67,381,317.85         |
| 070          |     | X                            | 8870 | 3,274,000.00                                      | 0.00                 | 3,274,000.00                   | 096             |                 | X  | 8863             | 3,274,000.00          |
| <b>Total</b> |     |                              |      | 82,995,523,846.79                                 | 83,196,121,536.83    | -200,597,690.04                |                 |                 |  |                  | -200,597,690.04       |

Appropriations, Outlays, and Balances - Continued

| Appropriation or Fund Account<br><br>Title   | Account Symbol            |     |     |             | Balances,<br>Beginning of<br>Fiscal Year | Appropriations<br>and Other<br>Obligational<br>Authority <sup>1</sup> | Transfers<br>Borrowings<br>and<br>Investment<br>(Net) <sup>2</sup> | Outlays<br>(Net) | Balances<br>Withdrawn<br>and Other<br>Transactions <sup>3</sup> | Balances, End<br>of Fiscal Year |               |
|--|---------------------------|-----|-----|-------------|--|---|--|------------------|---|---------------------------------|---------------|
|  | Period of<br>Availability | ATA | AID | MAIN<br>SUB |  |   |  |                  |   |                                 |               |
| <b>Department of Housing and Urban Development</b>   |                           |     |     |             |  |   |  |                  |   |                                 |               |
| <b>Public and Indian Housing Programs</b>  |                           |     |     |             |  |   |  |                  |   |                                 |               |
| <b>General Fund Accounts</b>   |                           |     |     |             |  |   |  |                  |   |                                 |               |
| Public Housing Operating Fund, Public and Indian Housing, Housing and Urban Development Fund Resources:                                  |                           |     |     |             |  |   |  |                  |   |                                 |               |
| Undisbursed Funds  | 2020-2021                 |     | 086 | 0163        | 000                                      | 11,904,772.44   | -----  | -----            | 6,327,460.94  | -----                           | 5,577,311.50  |
|  | 2019-2020                 |     |     |             |  | 51,898,913.34   | -----  | -----            | 7,199,907.51  | -----                           | 44,699,005.83 |
|  | 2018-2019                 |     |     |             |  | 1,974,935.34  | -----  | -----            | 503,913.51  | -----                           | 1,471,021.83  |
|  | 2017-2018                 |     |     |             |  | 7,267,562.67  | -----  | -----            | 5,351,378.66  | 1,916,184.01                    | -----         |
|  | No Year                   |     |     |             |  | 3,085,039.12  | -----  | -----            | -7,012.35   | -----                           | 3,092,051.47  |
|  | Subtotal                  |     | 086 | 0163        | 000                                      | 76,131,222.91   | -----  | -----            | 19,375,648.27   | 1,916,184.01                    | 54,839,390.63 |
| Drug Elimination Grants for Low-Income Housing, Housing Programs, Housing and Urban Development Fund Resources:                          |                           |     |     |             |  |   |  |                  |   |                                 |               |
| Undisbursed Funds  | No Year                   |     | 086 | 0197        | 000                                      | 240,330.03  | -----  | -----            | -----   | -----                           | 240,330.03    |
| Revitalization of Severely Distressed Public Housing (HOPE VI), Public and Indian Housing, Housing and Urban Development Fund Resources: |                           |     |     |             |  |   |  |                  |   |                                 |               |
| Undisbursed Funds  | No Year                   |     | 086 | 0218        | 000                                      | 12,707,201.93   | -----  | -----            | 2,886,037.31  | -----                           | 9,821,164.62  |
| Indian Housing Loan Guarantee Fund Program Account, Public and Indian Housing, Housing and Urban Development Fund Resources:             |                           |     |     |             |  |   |  |                  |   |                                 |               |
| Undisbursed Funds  | No Year                   |     | 086 | 0223        | 000                                      | 10,032,219.26   | 4,573,178.01   | -----            | 3,630,415.27  | -----                           | 10,974,982.00 |
| Native Hawaiian Housing Loan Guarantee Fund Program Account, Public and Indian Housing, Housing and Urban Development Fund Resources:    |                           |     |     |             |  |   |  |                  |   |                                 |               |
| Undisbursed Funds  | No Year                   |     | 086 | 0233        | 000                                      | -----   | 888,787.27   | -----            | 888,787.27  | -----                           | -----         |
| Native Hawaiian Housing Block Grant, Public and Indian Housing, Housing and Urban Development Fund Resources:                            |                           |     |     |             |  |   |  |                  |   |                                 |               |
| Undisbursed Funds  | 2023-2027                 |     | 086 | 0235        | 000                                      | -----   | 22,300,000.00  | -----            | -----   | -----                           | 22,300,000.00 |
|  | 2022-2026                 |     |     |             |  | 22,300,000.00   | -----  | -----            | -----   | -----                           | 22,300,000.00 |
|  | 2021-2025                 |     |     |             |  | 2,000,000.00  | -----  | -----            | -----   | -----                           | 2,000,000.00  |
|  | 2020-2024                 |     |     |             |  | 2,000,000.00  | -----  | -----            | -----   | -----                           | 2,000,000.00  |
|  | 2019-2023                 |     |     |             |  | 2,000,000.00  | -----  | -----            | -----   | -----                           | 2,000,000.00  |
|  | 2018-2022                 |     |     |             |  | 2,000,000.00  | -----  | -----            | 240,619.38  | -----                           | 1,759,380.62  |
|  | 2017-2021                 |     |     |             |  | 2,000,000.00  | -----  | -----            | 353,957.15  | -----                           | 1,646,042.85  |
|  | 2015-2019                 |     |     |             |  | 3,981,712.21  | -----  | -----            | 2,934,981.42  | -----                           | 1,046,730.79  |
|  | No Year                   |     |     |             |  | 613,370.83  | -----  | -----            | 40,531.29   | -----                           | 572,839.54    |
|  | Subtotal                  |     | 086 | 0235        | 000                                      | 36,895,083.04   | 22,300,000.00  | -----            | 3,570,089.24  | -----                           | 55,624,993.80 |

Footnotes at End of Chapter

## Appropriations, Outlays, and Balances - Continued

| Appropriation or Fund Account<br><br>Title   | Account Symbol            |     |     |      | Balances,<br>Beginning of<br>Fiscal Year | Appropriations<br>and Other<br>Obligational<br>Authority <sup>1</sup> | Transfers<br>Borrowings<br>and<br>Investment<br>(Net) <sup>2</sup> | Outlays<br>(Net) | Balances<br>Withdrawn<br>and Other<br>Transactions <sup>3</sup> | Balances, End<br>of Fiscal Year |
|--|---------------------------|-----|-----|------|--|---|--|------------------|---|---------------------------------|
|  | Period of<br>Availability | ATA | AID | MAIN |  |   |  |                  |   |                                 |
| Tenant-Based Rental Assistance, Public and Indian Housing, Housing and Urban Development<br>Fund Resources:<br>Undisbursed Funds | 2021-2030                 |     | 086 | 0302 | 000                                      | 4,377,736,093.00  | -----  | 740,073,744.00   | -----   | 3,637,662,349.00                |
|  | 2023-2026                 |     |     |      |  | -----   | 50,362,952.00  | -----            | -----   | 22,264,221.00                   |
|  | 2022-2025                 |     |     |      |  | 24,839,200.00   | -----  | 24,839,148.00    | -----   | 52.00                           |
|  | 2021-2024                 |     |     |      |  | 186,418.00  | -----  | 184,853.00       | -----   | 1,565.00                        |
|  | 2020-2023                 |     |     |      |  | 12.00   | -----  | 6.00             | -----   | 6.00                            |
|  | 2019-2022                 |     |     |      |  | 16.00   | -----  | 1.00             | -----   | 15.00                           |
|  | 2020-2021                 |     |     |      |  | 21.00   | -----  | 3.00             | -----   | 18.00                           |
|  | 2018-2021                 |     |     |      |  | 2,485.00  | -----  | 41.00            | -----   | 2,444.00                        |
|  | 2019-2020                 |     |     |      |  | 27.00   | -----  | 3.00             | -----   | 24.00                           |
|  | 2017-2020                 |     |     |      |  | 45.00   | -----  | 3.00             | -----   | 42.00                           |
|  | 2018-2019                 |     |     |      |  | 110,132.00  | -----  | 11.00            | -----   | 110,121.00                      |
|  | 2016-2019                 |     |     |      |  | 2,445.00  | -----  | 12.00            | -----   | 2,433.00                        |
|  | 2017-2018                 |     |     |      |  | 28,630.00   | -----  | 2.00             | 28,628.00   | -----                           |
|  | No Year                   |     |     |      |  | 7,790,886,607.01  | 30,238,273,262.00  | -----            | -----   | 9,262,941,495.92                |
|  | Subtotal                  |     | 086 | 0302 | 000                                      | 12,193,792,131.01   | 30,288,636,214.00  | -----            | 29,559,414,931.09   | 28,628.00                       |
| Public Housing Capital Fund, Public and Indian Housing, Housing and Urban Development<br>Fund Resources:<br>Undisbursed Funds    | 2020-2023                 |     | 086 | 0304 | 000                                      | 1,308,547,633.22  | -----  | 525,959,500.49   | -----   | 782,588,132.73                  |
|  | 2019-2022                 |     |     |      |  | 724,283,564.84  | -----  | 438,675,069.72   | -----   | 285,608,495.12                  |
|  | 2018-2021                 |     |     |      |  | 185,803,695.97  | -----  | 86,824,206.83    | -----   | 98,979,489.14                   |
|  | 2017-2020                 |     |     |      |  | 60,849,862.34   | -----  | 22,710,596.65    | -----   | 38,139,265.69                   |
|  | 2016-2019                 |     |     |      |  | 17,363,191.53   | -----  | 6,426,964.83     | -----   | 10,936,226.70                   |
|  | 2015-2018                 |     |     |      |  | 13,221,666.12   | -----  | 5,200,012.84     | 8,021,653.28  | -----                           |
|  | No Year                   |     |     |      |  | 17,729,909.25   | -----  | -----            | -----   | 17,729,909.25                   |
|  | Subtotal                  |     | 086 | 0304 | 000                                      | 2,327,799,523.27  | -----  | 1,085,796,351.36 | 8,021,653.28  | 1,233,981,518.63                |
| Native American Programs, Public and Indian Housing, Housing and Urban Development<br>Fund Resources:<br>Undisbursed Funds       | 2023-2027                 |     | 086 | 0313 | 000                                      | -----   | 1,020,000,000.00   | -----            | 270,797,157.28  | -----                           |
|  | 2022-2026                 |     |     |      |  | 739,361,035.05  | -----  | 235,347,143.05   | -----   | 504,013,892.00                  |
|  | 2021-2025                 |     |     |      |  | 1,021,641,579.85  | -----  | 277,009,811.81   | -----   | 744,631,768.04                  |
|  | 2020-2024                 |     |     |      |  | 312,024,296.90  | -3,467,512.50  | 129,392,869.18   | -----   | 179,163,915.22                  |
|  | 2019-2023                 |     |     |      |  | 133,443,905.54  | -----  | 87,102,751.20    | -----   | 46,341,154.34                   |
|  | 2020-2022                 |     |     |      |  | 48,598,780.72   | -----  | 10,718,631.33    | -----   | 37,880,149.39                   |
|  | 2018-2022                 |     |     |      |  | 54,747,628.81   | -----  | 23,924,587.45    | -----   | 30,823,041.36                   |
|  | 2017-2021                 |     |     |      |  | 6,138,896.32  | -----  | 2,063,212.27     | -----   | 4,075,684.05                    |
|  | 2016-2020                 |     |     |      |  | 3,684,290.41  | -----  | 918,239.79       | -----   | 2,766,050.62                    |

Footnotes at End of Chapter

Appropriations, Outlays, and Balances - Continued

| Appropriation or Fund Account<br><br>Title  | Account Symbol            |     |     |      | Balances,<br>Beginning of<br>Fiscal Year | Appropriations<br>and Other<br>Obligational<br>Authority <sup>1</sup> | Transfers<br>Borrowings<br>and<br>Investment<br>(Net) <sup>2</sup> | Outlays<br>(Net)         | Balances<br>Withdrawn<br>and Other<br>Transactions <sup>3</sup> | Balances, End<br>of Fiscal Year |                  |
|---|---------------------------|-----|-----|------|--|---|--|--------------------------|---|---------------------------------|------------------|
|   | Period of<br>Availability | ATA | AID | MAIN |  |   |  |                          |   |                                 | SUB              |
|   | 2015-2019                 |     |     |      | 2,067,432.32                             | -----   | -----  | 104,262.72               | -----   | 1,963,169.60                    |                  |
|   | 2014-2018                 |     |     |      | 2,034,524.31                             | -----   | -----  | 463,574.96               | 1,570,949.35  | -----                           |                  |
|   | No Year                   |     |     |      | 36,285,279.74                            | 472,667.83  | -----  | 3,823,577.53             | -----   | 32,934,370.04                   |                  |
|   | Subtotal                  |     | 086 | 0313 | 000                                      | 2,360,027,649.97  | 1,017,005,155.33   | -----                    | 1,041,665,818.57  | 1,570,949.35                    | 2,333,796,037.38 |
| Housing Certificate Fund, Public and Indian Housing, Housing and Urban Development<br>Fund Resources:                 |                           |     |     |      |  |   |  |                          |   |                                 |                  |
| Undisbursed Funds   | No Year                   |     | 086 | 0319 | 000                                      | 93,092,932.17   | -1,189,274.00  | -----                    | 24,362,528.96   | -----                           | 67,541,129.21    |
| Choice Neighborhoods Initiative, Public and Indian Housing Programs, Housing and Urban Development<br>Fund Resources: |                           |     |     |      |  |   |  |                          |   |                                 |                  |
| Undisbursed Funds   | 2023-2027                 |     | 086 | 0349 | 000                                      | -----   | 350,000,000.00   | -----                    | -----   | -----                           | 350,000,000.00   |
|   | 2022-2026                 |     |     |      | 350,000,000.00                           | -----   | -----  | 215,675.25               | -----   | 349,784,324.75                  |                  |
|   | 2021-2023                 |     |     |      | 199,790,318.49                           | -----   | -----  | 2,300,137.35             | -----   | 197,490,181.14                  |                  |
|   | 2020-2022                 |     |     |      | 172,993,407.54                           | -----   | -----  | 12,264,341.20            | -----   | 160,729,066.34                  |                  |
|   | 2019-2021                 |     |     |      | 143,655,112.15                           | -----   | -----  | 25,723,811.06            | -----   | 117,931,301.09                  |                  |
|   | 2018-2020                 |     |     |      | 119,026,755.55                           | -----   | -----  | 31,026,054.88            | -----   | 88,000,700.67                   |                  |
|   | 2017-2019                 |     |     |      | 76,209,765.95                            | -----   | -----  | 23,301,916.64            | -----   | 52,907,849.31                   |                  |
|   | 2016-2018                 |     |     |      | 39,340,167.77                            | -----   | -----  | 13,074,814.91            | -----   | 26,265,352.86                   |                  |
|   | 2015-2017                 |     |     |      | 20,889,883.14                            | -----   | -----  | 20,855,219.35            | 34,663.79   | -----                           |                  |
|   | Subtotal                  |     | 086 | 0349 | 000                                      | 1,121,905,410.59  | 350,000,000.00   | -----                    | 128,761,970.64  | 34,663.79                       | 1,343,108,776.16 |
| Self-Sufficiency Programs, Public and Indian Housing, Housing and Urban Development<br>Fund Resources:                |                           |     |     |      |  |   |  |                          |   |                                 |                  |
| Undisbursed Funds   | 2023-2026                 |     | 086 | 0350 | 000                                      | -----   | 175,000,000.00   | -----                    | -----   | -----                           | 175,000,000.00   |
|   | 2022-2025                 |     |     |      | 159,000,000.00                           | -----   | -----  | 56,579,479.99            | -----   | 102,420,520.01                  |                  |
|   | 2021-2024                 |     |     |      | 97,089,838.53                            | -----   | -----  | 45,512,921.08            | -----   | 51,576,917.45                   |                  |
|   | 2020-2023                 |     |     |      | 39,198,471.85                            | -----   | -----  | 14,977,049.76            | -----   | 24,221,422.09                   |                  |
|   | 2019-2020                 |     |     |      | 2,854,993.43                             | -----   | -----  | 1,381.23                 | -----   | 2,853,612.20                    |                  |
|   | 2018-2019                 |     |     |      | 1,409,771.76                             | -----   | -----  | -----                    | -----   | 1,409,771.76                    |                  |
|   | 2017-2018                 |     |     |      | 965,003.07                               | -----   | -----  | -----                    | 965,003.07  | -----                           |                  |
|   | Subtotal                  |     | 086 | 0350 | 000                                      | 300,518,078.64  | 175,000,000.00   | -----                    | 117,070,832.06  | 965,003.07                      | 357,482,243.51   |
| Public Housing Fund, Public and Indian Housing, Housing and Urban Development<br>Fund Resources:                      |                           |     |     |      |  |   |  |                          |   |                                 |                  |
| Undisbursed Funds   | 2023-2026                 |     | 086 | 0481 | 000                                      | -----   | 8,424,150,211.00   | -----                    | 4,055,728,348.87  | -----                           | 4,368,421,862.13 |
|   | 2022-2025                 |     |     |      | 4,399,585,633.15                         | -----   | -----  | 2,103,462,279.20         | -----   | 2,296,123,353.95                |                  |
|   | 2021-2024                 |     |     |      | 1,993,793,386.28                         | -----   | -----  | 929,154,227.48           | -----   | 1,064,639,158.80                |                  |
|   | Subtotal                  |     | 086 | 0481 | 000                                      | 6,393,379,019.43  | 8,424,150,211.00   | -----                    | 7,088,344,855.55  | -----                           | 7,729,184,374.88 |
| <b>Total, Public and Indian Housing Programs</b>  |                           |     |     |      | <b>24,926,520,802.25</b>                 | <b>40,281,364,271.61</b>  | <b>-----</b>   | <b>39,075,768,265.59</b> | <b>12,537,081.50</b>  | <b>26,119,579,726.77</b>        |                  |

Footnotes at End of Chapter

## Appropriations, Outlays, and Balances - Continued

| Appropriation or Fund Account<br><br>Title  | Account Symbol            |     |     |      | Balances,<br>Beginning of<br>Fiscal Year | Appropriations<br>and Other<br>Obligational<br>Authority <sup>1</sup> | Transfers<br>Borrowings<br>and<br>Investment<br>(Net) <sup>2</sup> | Outlays<br>(Net) | Balances<br>Withdrawn<br>and Other<br>Transactions <sup>3</sup> | Balances, End<br>of Fiscal Year |                               |
|---|---------------------------|-----|-----|------|--|---|--|------------------|---|---------------------------------|-------------------------------|
|   | Period of<br>Availability | ATA | AID | MAIN |  |   |  |                  |   |                                 | SUB                           |
| <b>Community Planning and Development</b>   |                           |     |     |      |  |   |  |                  |   |                                 |                               |
| <b>General Fund Accounts</b>  |                           |     |     |      |  |   |  |                  |   |                                 |                               |
| Community Development Fund, Community Planning and Development, Housing and Urban Development Fund Resources:                               |                           |     |     |      |  |   |  |                  |   |                                 |                               |
| Undisbursed Funds   | 2023-2026                 |     | 086 | 0162 | 000                                      | -----   | 6,397,285,641.00   | -----            | 38,072,651.86   | -----                           | 6,359,212,989.14              |
|   | 2022-2025                 |     |     |      |  | 4,826,122,528.26  | -----  | -----            | 1,121,504,980.56  | -----                           | 3,704,617,547.70              |
|   | 2021-2023                 |     |     |      |  | 2,478,542,488.90  | -----  | -----            | 943,201,953.02  | -----                           | 1,535,340,535.88              |
|   | 2020-2022                 |     |     |      |  | 4,558,867,527.21  | -----  | -----            | 1,751,376,951.27  | -----                           | 2,807,490,575.94              |
|   | 2019-2021                 |     |     |      |  | 870,286,534.60  | -----  | -----            | 350,112,150.83  | -----                           | 520,174,383.77                |
|   | 2018-2020                 |     |     |      |  | 500,083,164.47  | -----  | -----            | 188,144,361.38  | -----                           | 311,938,803.09                |
|   | 2017-2019                 |     |     |      |  | 208,817,498.85  | -----  | -----            | 98,033,520.40   | -----                           | 110,783,978.45                |
|   | 2016-2018                 |     |     |      |  | 95,493,595.19   | -----  | -----            | 93,855,911.39   | 1,637,683.80                    | -----                         |
|   | 2013-2017                 |     |     |      |  | 1,974,217,667.82  | -----  | -----            | 315,710,144.25  | -----                           | <sup>5</sup> 1,658,507,523.57 |
|   | No Year                   |     |     |      |  | 40,816,657,424.55   | 4,990,000,000.00   | -----            | 3,873,833,860.20  | -----                           | 41,932,823,564.35             |
|   | Subtotal                  |     | 086 | 0162 | 000                                      | 56,329,088,429.85   | 11,387,285,641.00  | -----            | 8,773,846,485.16  | 1,637,683.80                    | 58,940,889,901.89             |
| Self-Help and Assisted Homeownership Opportunity Program, Community Planning and Development, Housing and Urban Development Fund Resources: |                           |     |     |      |  |   |  |                  |   |                                 |                               |
| Undisbursed Funds   | 2023-2025                 |     | 086 | 0176 | 000                                      | -----   | 62,500,000.00  | -----            | -----   | -----                           | 62,500,000.00                 |
|   | 2022-2024                 |     |     |      |  | 62,500,000.00   | -----  | -----            | -----   | -----                           | 62,500,000.00                 |
|   | 2021-2023                 |     |     |      |  | 59,608,139.34   | -----  | -----            | 3,822,236.97  | -----                           | 55,785,902.37                 |
|   | 2020-2022                 |     |     |      |  | 49,267,537.70   | -----  | -----            | 16,567,707.66   | -----                           | 32,699,830.04                 |
|   | 2019-2021                 |     |     |      |  | 26,026,645.07   | -----  | -----            | 14,049,317.93   | -----                           | 11,977,327.14                 |
|   | 2018-2020                 |     |     |      |  | 7,941,253.69  | -----  | -----            | 5,831,988.22  | -----                           | 2,109,265.47                  |
|   | 2017-2019                 |     |     |      |  | 1,143,385.70  | -----  | -----            | 932,944.85  | -----                           | 210,440.85                    |
|   | 2016-2018                 |     |     |      |  | 750,569.13  | -----  | -----            | -47,128.31  | 797,697.44                      | -----                         |
|   | No Year                   |     |     |      |  | 11,499,147.73   | -----  | -----            | 2,318,462.65  | -----                           | 9,180,685.08                  |
|   | Subtotal                  |     | 086 | 0176 | 000                                      | 218,736,678.36  | 62,500,000.00  | -----            | 43,475,529.97   | 797,697.44                      | 236,963,450.95                |
| Homeless Assistance Grants, Community Planning and Development, Housing and Urban Development Fund Resources:                               |                           |     |     |      |  |   |  |                  |   |                                 |                               |
| Undisbursed Funds   | 2023-2025                 |     | 086 | 0192 | 000                                      | -----   | 3,633,000,000.00   | -----            | 851,746.76  | -----                           | 3,632,148,253.24              |
|   | 2022-2024                 |     |     |      |  | 3,212,775,084.03  | -----  | -----            | 350,547,108.96  | -----                           | 2,862,227,975.07              |
|   | 2021-2023                 |     |     |      |  | 2,687,171,178.04  | -----  | -----            | 1,959,101,083.50  | -----                           | 728,070,094.54                |
|   | 2021-2022                 |     |     |      |  | 71,784,877.72   | -----  | -----            | 12,368,025.60   | -----                           | 59,416,852.12                 |
|   | 2020-2022                 |     |     |      |  | 2,079,179,297.70  | -----  | -3,875,824.11    | 1,265,548,442.09  | -----                           | 809,755,031.50                |
|   | 2020-2021                 |     |     |      |  | 34,970,064.30   | -----  | -----            | 14,370,958.59   | -----                           | 20,599,105.71                 |
|   | 2019-2021                 |     |     |      |  | 273,675,980.11  | -----  | -64,550,222.25   | 18,102,593.58   | -----                           | 191,023,164.28                |
|   | 2018-2020                 |     |     |      |  | 222,916,855.42  | -----  | -108,386,436.09  | 5,460,104.28  | -----                           | 109,070,315.05                |
|   | 2017-2019                 |     |     |      |  | 158,531,406.34  | -----  | -56,480,920.32   | 2,726,329.41  | -----                           | 99,324,156.61                 |

Footnotes at End of Chapter

Appropriations, Outlays, and Balances - Continued

| Appropriation or Fund Account<br><br>Title   | Account Symbol            |     |     |             | Balances,<br>Beginning of<br>Fiscal Year | Appropriations<br>and Other<br>Obligational<br>Authority <sup>1</sup> | Transfers<br>Borrowings<br>and<br>Investment<br>(Net) <sup>2</sup> | Outlays<br>(Net) | Balances<br>Withdrawn<br>and Other<br>Transactions <sup>3</sup> | Balances, End<br>of Fiscal Year |
|--|---------------------------|-----|-----|-------------|--|---|--|------------------|---|---------------------------------|
|  | Period of<br>Availability | ATA | AID | MAIN<br>SUB |  |   |  |                  |   |                                 |
|  | 2016-2018                 |     |     |             | 105,201,373.11                           | -----   | -15,368,477.25   | 287,665.43       | 89,545,230.43   | -----                           |
|  | No Year                   |     |     |             | 469,628,952.83                           | -----   | 248,661,880.02   | 13,040,223.14    | -----   | 705,250,609.71                  |
|  | Subtotal                  |     | 086 | 0192 000    | 9,315,835,069.60                         | 3,633,000,000.00  | 0.00   | 3,642,404,281.34 | 89,545,230.43   | 9,216,885,557.83                |
| Community Development Loan Guarantees Program Account, Community Planning and Development, Housing and Urban Development Fund Resources: |                           |     |     |             |  |   |  |                  |   |                                 |
| Undisbursed Funds  | 2023                      |     | 086 | 0198 000    | -----                                    | 886,343.04  | -----  | 886,343.04       | -----   | -----                           |
| Home Investment Partnerships Program, Community Planning and Development, Housing and Urban Development Fund Resources:                  |                           |     |     |             |  |   |  |                  |   |                                 |
| Undisbursed Funds  | 2023-2026                 |     | 086 | 0205 000    | -----                                    | 1,500,000,000.00  | -----  | 1,877,106.34     | -----   | 1,498,122,893.66                |
|  | 2022-2025                 |     |     |             | 1,499,753,524.62                         | -----   | -----  | 72,441,683.38    | -----   | 1,427,311,841.24                |
|  | 2021-2025                 |     |     |             | 4,943,164,754.66                         | -----   | -----  | 67,129,082.10    | -----   | 4,876,035,672.56                |
|  | 2021-2024                 |     |     |             | 1,279,929,287.13                         | -----   | -----  | 151,268,719.54   | -----   | 1,128,660,567.59                |
|  | 2020-2023                 |     |     |             | 1,091,973,105.81                         | -----   | -----  | 207,161,847.08   | -----   | 884,811,258.73                  |
|  | 2019-2022                 |     |     |             | 755,291,253.79                           | -----   | -----  | 240,224,568.11   | -----   | 515,066,685.68                  |
|  | 2018-2021                 |     |     |             | 483,329,941.92                           | -----   | -----  | 181,266,286.21   | -----   | 302,063,655.71                  |
|  | 2017-2020                 |     |     |             | 147,086,449.21                           | -----   | -----  | 47,410,188.89    | -----   | 99,676,260.32                   |
|  | 2016-2019                 |     |     |             | 73,711,513.61                            | -----   | -----  | 21,515,418.34    | -----   | 52,196,095.27                   |
|  | 2015-2018                 |     |     |             | 34,885,463.78                            | -----   | -----  | 26,866,349.25    | 8,019,114.53  | -----                           |
|  | No Year                   |     |     |             | 1,546,862.77                             | -----   | -----  | 131,547.26       | -----   | 1,415,315.51                    |
|  | Subtotal                  |     | 086 | 0205 000    | 10,310,672,157.30                        | 1,500,000,000.00  | -----  | 1,017,292,796.50 | 8,019,114.53  | 10,785,360,246.27               |
| Housing Opportunities for Persons with AIDS, Community Planning and Development, Housing and Urban Development Fund Resources:           |                           |     |     |             |  |   |  |                  |   |                                 |
| Undisbursed Funds  | 2023-2025                 |     | 086 | 0308 000    | -----                                    | 49,900,000.00   | -----  | -----            | -----   | 49,900,000.00                   |
|  | 2023-2024                 |     |     |             | -----                                    | 449,100,000.00  | -----  | 416,039.65       | -----   | 448,683,960.35                  |
|  | 2022-2024                 |     |     |             | 45,000,000.00                            | -----   | -----  | 646,342.99       | -----   | 44,353,657.01                   |
|  | 2022-2023                 |     |     |             | 404,990,696.56                           | -----   | -----  | 154,612,649.47   | -----   | 250,378,047.09                  |
|  | 2021-2023                 |     |     |             | 38,841,507.86                            | -----   | -----  | 10,414,934.05    | -----   | 28,426,573.81                   |
|  | 2021-2022                 |     |     |             | 241,874,726.08                           | -----   | -----  | 126,104,269.11   | -----   | 115,770,456.97                  |
|  | 2020-2022                 |     |     |             | 43,830,436.69                            | -----   | -----  | 10,282,309.66    | -----   | 33,548,127.03                   |
|  | 2020-2021                 |     |     |             | 111,122,884.81                           | -----   | -----  | 70,731,394.96    | -----   | 40,391,489.85                   |
|  | 2019-2021                 |     |     |             | 20,711,103.47                            | -----   | -----  | 11,314,222.26    | -----   | 9,396,881.21                    |
|  | 2019-2020                 |     |     |             | 39,267,810.28                            | -----   | -----  | 23,999,490.60    | -----   | 15,268,319.68                   |
|  | 2018-2020                 |     |     |             | 5,357,303.37                             | -----   | -----  | 4,139,008.88     | -----   | 1,218,294.49                    |
|  | 2018-2019                 |     |     |             | 6,312,804.39                             | -----   | -----  | 3,012,450.13     | -----   | 3,300,354.26                    |
|  | 2017-2019                 |     |     |             | 1,119,725.57                             | -----   | -----  | 171,572.98       | -----   | 948,152.59                      |
|  | 2017-2018                 |     |     |             | 8,371,539.04                             | -----   | -----  | 1,049,908.08     | 7,321,630.96  | -----                           |
|  | 2016-2018                 |     |     |             | 366,812.91                               | -----   | -----  | -----            | 366,812.91  | -----                           |
|  | No Year                   |     |     |             | 461,306.45                               | -----   | -----  | 14,167.50        | -----   | 447,138.95                      |

Footnotes at End of Chapter



## Appropriations, Outlays, and Balances - Continued

| Appropriation or Fund Account<br><br>Title  | Account Symbol            |     |     |      | Balances,<br>Beginning of<br>Fiscal Year | Appropriations<br>and Other<br>Obligational<br>Authority <sup>1</sup> | Transfers<br>Borrowings<br>and<br>Investment<br>(Net) <sup>2</sup> | Outlays<br>(Net) | Balances<br>Withdrawn<br>and Other<br>Transactions <sup>3</sup> | Balances, End<br>of Fiscal Year |                   |
|---|---------------------------|-----|-----|------|--|---|--|------------------|---|---------------------------------|-------------------|
|   | Period of<br>Availability | ATA | AID | MAIN |  |   |  |                  |   |                                 | SUB               |
| Subtotal  |                           |     | 086 | 0308 | 000                                      | 967,628,657.48  | 499,000,000.00   | -----            | 416,908,760.32  | 7,688,443.87                    | 1,042,031,453.29  |
| Brownfields Redevelopment, Community Planning and Development, Housing and Urban Development<br>Fund Resources:<br>Undisbursed Funds  | No Year                   |     | 086 | 0314 | 000                                      | 5,424,004.41  | -----  | -----            | -----   | -----                           | 5,424,004.41      |
| Empowerment Zones/Enterprise Communities, Community Planning and Development, Housing and Urban Development<br>Fund Resources:<br>Undisbursed Funds                           | No Year                   |     | 086 | 0315 | 000                                      | 154,173.49  | -----  | -----            | -----   | -----                           | 154,173.49        |
| Rural Housing and Economic Development, Public and Indian Housing, Housing and Urban Development<br>Fund Resources:<br>Undisbursed Funds                                      | No Year                   |     | 086 | 0324 | 000                                      | 1,761,531.14  | -----  | -----            | -----   | -----                           | 1,761,531.14      |
| Permanent Supportive Housing, Housing and Urban Development<br>Fund Resources:<br>Undisbursed Funds   | No Year                   |     | 086 | 0342 | 000                                      | 5,184,200.00  | -----  | -----            | 5,184,200.00  | -----                           | -----             |
| Neighborhood Stabilization Program, Community Planning and Development, Housing and Urban Development<br>Fund Resources:<br>Undisbursed Funds                                 | No Year                   |     | 086 | 0344 | 000                                      | 121,631,020.48  | -----  | -----            | 8,311,054.00  | -----                           | 113,319,966.48    |
| Preservation and Reinvestment Initiative for Community Enhancement, Community Planning and Development, Housing and Urban Development<br>Fund Resources:<br>Undisbursed Funds | 2023-2027                 |     | 086 | 0483 | 000                                      | -----   | 225,000,000.00   | -----            | -----   | -----                           | 225,000,000.00    |
| <b>Public Enterprise Funds</b>  |                           |     |     |      |  |   |  |                  |   |                                 |                   |
| Revolving Fund, Liquidating Programs, Housing and Urban Development<br>Fund Resources:<br>Undisbursed Funds   | No Year                   |     | 086 | 4015 | 000                                      | 268,109.31  | -----  | -----            | 2,566.12  | -----                           | 265,543.19        |
| <b>Trust Fund Accounts</b>  |                           |     |     |      |  |   |  |                  |   |                                 |                   |
| Housing Trust Fund, Community Planning and Development, Housing and Urban Development<br>Fund Resources:<br>Undisbursed Funds   | No Year                   |     | 086 | 8560 | 000                                      | 1,948,952,699.90  | 354,303,569.79   | -----            | 341,306,951.39  | -----                           | 1,961,949,318.30  |
| Total, Community Planning and Development   |                           |     |     |      |  | 79,225,336,731.32   | 17,661,975,553.83  | 0.00             | 14,249,618,967.84   | 107,688,170.07                  | 82,530,005,147.24 |
| <b>Housing Programs</b>   |                           |     |     |      |  |   |  |                  |   |                                 |                   |
| <b>General Fund Accounts</b>  |                           |     |     |      |  |   |  |                  |   |                                 |                   |
| Rent Supplement, Housing Programs, Housing and Urban Development<br>Fund Resources:<br>Undisbursed Funds  | No Year                   |     | 086 | 0129 | 000                                      | 2,031,146.52  | -----  | -----            | -----   | -----                           | 2,031,146.52      |
| Rental Housing Assistance, Housing Programs, Housing and Urban  |                           |     |     |      |  |   |  |                  |   |                                 |                   |

Footnotes at End of Chapter

Appropriations, Outlays, and Balances - Continued

| Appropriation or Fund Account<br><br>Title   | Account Symbol            |     |     |             | Balances,<br>Beginning of<br>Fiscal Year | Appropriations<br>and Other<br>Obligational<br>Authority <sup>1</sup> | Transfers<br>Borrowings<br>and<br>Investment<br>(Net) <sup>2</sup> | Outlays<br>(Net)   | Balances<br>Withdrawn<br>and Other<br>Transactions <sup>3</sup> | Balances, End<br>of Fiscal Year |
|--|---------------------------|-----|-----|-------------|--|---|--|--------------------|---|---------------------------------|
|  | Period of<br>Availability | ATA | AID | MAIN<br>SUB |  |   |  |                    |   |                                 |
| Development<br>Fund Resources:<br>Undisbursed Funds  | No Year                   |     | 086 | 0148<br>000 | 220,940,260.48                           | -----   | 1,288,550.66   | 40,728,629.67      | -----   | 181,500,181.47                  |
| Housing Counseling Assistance, Housing Programs, Housing and Urban<br>Development<br>Fund Resources:<br>Undisbursed Funds  | 2023-2024                 |     | 086 | 0156<br>000 | -----                                    | 57,500,000.00   | -----  | 93,724.00          | -----   | 57,406,276.00                   |
|  | 2022-2023                 |     |     |             | 57,500,000.00                            | -----   | -----  | 13,678,783.27      | -----   | 43,821,216.73                   |
|  | 2021-2023                 |     |     |             | 18,617,727.39                            | -----   | -----  | 7,416,189.78       | -----   | 11,201,537.61                   |
|  | 2021-2022                 |     |     |             | 37,646,984.86                            | -----   | -----  | 31,973,503.44      | -----   | 5,673,481.42                    |
|  | 2020-2021                 |     |     |             | 2,815,947.15                             | -----   | -----  | 1,564,767.92       | -----   | 1,251,179.23                    |
|  | 2019-2020                 |     |     |             | 634,350.69                               | -----   | -----  | 39,526.14          | -----   | 594,824.55                      |
|  | 2018-2019                 |     |     |             | 1,323,582.59                             | -----   | -----  | -----              | -----   | 1,323,582.59                    |
|  | 2017-2018                 |     |     |             | 1,067,564.35                             | -----   | -----  | -----              | 1,067,564.35  | -----                           |
|  | Subtotal                  |     | 086 | 0156<br>000 | 119,606,157.03                           | 57,500,000.00   | -----  | 54,766,494.55      | 1,067,564.35  | 121,272,098.13                  |
| Mutual Mortgage Insurance Program Account, Federal Housing<br>Administration, Housing and Urban Development<br>Fund Resources:<br>Undisbursed Funds                  | 2023-2024                 |     | 086 | 0183<br>000 | -----                                    | 150,000,000.00  | -----  | 43,775,959.55      | -----   | 106,224,040.45                  |
|  | 2022-2023                 |     |     |             | 104,596,324.76                           | -----   | -----  | 88,281,180.88      | -----   | 16,315,143.88                   |
|  | 2021-2022                 |     |     |             | 25,499,664.31                            | -----   | -----  | 11,905,504.87      | -----   | 13,594,159.44                   |
|  | 2020-2021                 |     |     |             | 13,550,719.32                            | -----   | -----  | 3,228,209.36       | -----   | 10,322,509.96                   |
|  | 2019-2020                 |     |     |             | 22,323,036.35                            | -----   | -----  | 292,733.51         | -----   | 22,030,302.84                   |
|  | 2018-2019                 |     |     |             | 16,320,107.64                            | -----   | -----  | -----              | -----   | 16,320,107.64                   |
|  | 2017-2018                 |     |     |             | 33,451,386.12                            | -----   | -----  | 20,239.60          | 33,431,146.52   | -----                           |
|  | No Year                   |     |     |             | 0.64                                     | -----   | 1,815,314,900.88   | 1,815,314,900.88   | -----   | 0.64                            |
|  | Subtotal                  |     | 086 | 0183<br>000 | 215,741,239.14                           | 150,000,000.00  | 1,815,314,900.88   | 1,962,818,728.65   | 33,431,146.52   | 184,806,264.85                  |
| Homeownership and Opportunity for People Everywhere Grants (HOPE<br>Grants), Housing Programs, Housing and Urban Development<br>Fund Resources:<br>Undisbursed Funds | No Year                   |     | 086 | 0196<br>000 | 134,414.73                               | -----   | -----  | -----              | -----   | 134,414.73                      |
| General and Special Risk Program Account, Federal Housing<br>Administration, Housing and Urban Development<br>Fund Resources:<br>Undisbursed Funds                   | No Year                   |     | 086 | 0200<br>000 | 1,596,359.68                             | 693,590,543.94  | -----  | 693,590,543.94     | -----   | 1,596,359.68                    |
| FHA, Mutual Mortgage Insurance Capital Reserve Account, Housing and<br>Urban Development<br>Fund Resources:<br>Undisbursed Funds                                     | No Year                   |     | 086 | 0236<br>000 | 562,858,153.47                           | -----   | -13,813,073,082.63   | -13,526,035,895.61 | -----   | 275,820,966.45                  |
| Unrealized Discount on Investments   |                           |     |     |             | -701,841,832.32                          | -----   | -1,157,330,517.99  | -----              | -----   | -1,859,172,350.31               |
| Investments in US Treasury Securities  |                           |     |     |             | 119,949,828,118.10                       | -----   | 13,155,088,699.74  | -----              | -----   | 133,104,916,817.84              |
|  | Subtotal                  |     | 086 | 0236<br>000 | 119,810,844,439.25                       | -----   | -1,815,314,900.88  | -13,526,035,895.61 | -----   | 131,521,565,433.98              |

Footnotes at End of Chapter

## Appropriations, Outlays, and Balances - Continued

| Appropriation or Fund Account<br><br>Title   | Account Symbol            |     |     |      | Balances,<br>Beginning of<br>Fiscal Year | Appropriations<br>and Other<br>Obligational<br>Authority <sup>1</sup> | Transfers<br>Borrowings<br>and<br>Investment<br>(Net) <sup>2</sup> | Outlays<br>(Net) | Balances<br>Withdrawn<br>and Other<br>Transactions <sup>3</sup> | Balances, End<br>of Fiscal Year |
|--|---------------------------|-----|-----|------|--|---|--|------------------|---|---------------------------------|
|  | Period of<br>Availability | ATA | AID | MAIN |  |   |  |                  |   |                                 |
| Housing for Persons with Disabilities, Housing Programs, Housing and Urban Development<br>Fund Resources:<br>Undisbursed Funds | 2023-2026                 |     | 086 | 0237 | 000                                      | -----<br>360,000,000.00   | -----  | 30,618,228.43    | -----   | 329,381,771.57                  |
|  | 2022-2025                 |     |     |      |  | 308,176,644.40  | -----  | 121,172,335.73   | -----   | 187,004,308.67                  |
|  | 2021-2024                 |     |     |      |  | 74,432,893.79   | -----  | 15,339,844.63    | -----   | 59,093,049.16                   |
|  | 2020-2023                 |     |     |      |  | 51,628,140.92   | -150,000.00  | 15,215,538.11    | -----   | 36,262,602.81                   |
|  | 2019-2022                 |     |     |      |  | 31,646,274.32   | -----  | 519,564.00       | -----   | 31,126,710.32                   |
|  | 2018-2021                 |     |     |      |  | 84,270,282.82   | -----  | 180,998.58       | -----   | 84,089,284.24                   |
|  | 2017-2020                 |     |     |      |  | 652,690.03  | -----  | 21,292.00        | -----   | 631,398.03                      |
|  | 2016-2019                 |     |     |      |  | 662,488.62  | -----  | 14,551.00        | -----   | 647,937.62                      |
|  | 2015-2018                 |     |     |      |  | 94,394.96   | -----  | -----            | 94,394.96   | -----                           |
|  | 2014-2017                 |     |     |      |  | 15,267,444.00   | -----  | 3,714,728.00     | -----   | <sup>e</sup> 11,552,716.00      |
|  | 2013-2016                 |     |     |      |  | 77,447,594.00   | -----  | 10,894,046.00    | -----   | <sup>e</sup> 66,553,548.00      |
|  | 2012-2015                 |     |     |      |  | 38,670,531.18   | -----  | 15,986,413.75    | -----   | <sup>e</sup> 22,684,117.43      |
|  | 2010-2013                 |     |     |      |  | 559,788.00  | -----  | 45,033.00        | 514,755.00  | -----                           |
|  | No Year                   |     |     |      |  | 101,927,467.37  | -----  | 10,469,559.07    | -----   | 91,457,908.30                   |
|  | Subtotal                  |     | 086 | 0237 | 000                                      | 785,436,634.41  | 359,850,000.00   | 224,192,132.30   | 609,149.96  | 920,485,352.15                  |
| Project-Based Rental Assistance, Housing Programs, Housing and Urban Development<br>Fund Resources:<br>Undisbursed Funds       | 2023-2026                 |     | 086 | 0303 | 000                                      | -----<br>66,582,996.00  | -----  | 13,599,123.00    | -----   | 52,983,873.00                   |
|  | 2022-2025                 |     |     |      |  | 25,681,846.00   | -----  | 25,090,552.00    | -----   | 591,294.00                      |
|  | 2021-2024                 |     |     |      |  | 745,919.00  | -----  | 745,919.00       | -----   | -----                           |
|  | 2019-2020                 |     |     |      |  | 133,308.00  | -----  | -----            | -----   | 133,308.00                      |
|  | 2016-2019                 |     |     |      |  | 2,953.00  | -----  | 2,953.00         | -----   | -----                           |
|  | No Year                   |     |     |      |  | 4,715,429,526.79  | 14,905,184,955.00  | -1,288,550.66    | 14,495,225,497.34   | 5,124,100,433.79                |
|  | Subtotal                  |     | 086 | 0303 | 000                                      | 4,741,993,552.79  | 14,971,767,951.00  | -1,288,550.66    | 14,534,664,044.34   | 5,177,808,908.79                |
| Housing for the Elderly, Housing Programs, Housing and Urban Development<br>Fund Resources:<br>Undisbursed Funds               | 2023-2026                 |     | 086 | 0320 | 000                                      | -----<br>1,047,903,841.00   | -----  | 224,739,964.14   | -----   | 823,163,876.86                  |
|  | 2022-2025                 |     |     |      |  | 791,217,436.60  | -----  | 538,514,985.37   | -----   | 252,702,451.23                  |
|  | 2021-2024                 |     |     |      |  | 111,205,992.11  | -----  | 25,022,202.76    | -----   | 86,183,789.35                   |
|  | 2020-2023                 |     |     |      |  | 134,384,683.88  | -158,986.43  | 29,797,045.89    | -----   | 104,428,651.56                  |
|  | 2019-2022                 |     |     |      |  | 65,987,005.76   | -----  | 11,209,882.85    | -----   | 54,777,122.91                   |
|  | 2018-2021                 |     |     |      |  | 51,070,585.33   | -----  | 22,661,349.30    | -----   | 28,409,236.03                   |
|  | 2017-2020                 |     |     |      |  | 10,432,377.18   | -----  | 1,334,007.30     | -----   | 9,098,369.88                    |
|  | 2016-2019                 |     |     |      |  | 2,267,528.57  | -----  | 266.70           | -----   | 2,267,261.87                    |
|  | 2015-2018                 |     |     |      |  | 1,316,897.71  | -----  | -----            | 1,316,897.71  | -----                           |
|  | 2011-2014                 |     |     |      |  | 500.00  | -----  | -----            | -----   | <sup>e</sup> 500.00             |

Footnotes at End of Chapter

Appropriations, Outlays, and Balances - Continued

| Appropriation or Fund Account<br><br>Title   | Account Symbol            |     |     |      | Balances,<br>Beginning of<br>Fiscal Year | Appropriations<br>and Other<br>Obligational<br>Authority <sup>1</sup> | Transfers<br>Borrowings<br>and<br>Investment<br>(Net) <sup>2</sup> | Outlays<br>(Net) | Balances<br>Withdrawn<br>and Other<br>Transactions <sup>3</sup> | Balances, End<br>of Fiscal Year |                  |
|--|---------------------------|-----|-----|------|--|---|--|------------------|---|---------------------------------|------------------|
|  | Period of<br>Availability | ATA | AID | MAIN |  |   |  |                  |   |                                 | SUB              |
|  | 2010-2013                 |     |     |      | 446,077.00                               | -----   | -----  | 111,078.00       | 334,999.00  | -----                           |                  |
|  | No Year                   |     |     |      | 157,448,730.38                           | -----   | -----  | 26,357,393.90    | -----   | 131,091,336.48                  |                  |
|  | Subtotal                  |     | 086 | 0320 | 000                                      | 1,325,777,814.52  | 1,047,744,854.57   | -----            | 879,748,176.21  | 1,651,896.71                    | 1,492,122,596.17 |
| Home Ownership Preservation Entity Fund Program Account, Housing and Urban Development<br>Fund Resources:                        |                           |     |     |      |  |   |  |                  |   |                                 |                  |
| Undisbursed Funds  | No Year                   |     | 086 | 0343 | 000                                      | 7,417,452.87  | -----  | -----            | -----   | 7,417,452.87                    |                  |
| Green and Resilient Retrofit Program for Multifamily Housing, Housing Programs, Housing and Urban Development<br>Fund Resources: |                           |     |     |      |  |   |  |                  |   |                                 |                  |
| Undisbursed Funds  | 2022-2029                 |     | 086 | 0482 | 000                                      | 60,000,000.00   | -----  | -----            | -----   | 60,000,000.00                   |                  |
|  | 2022-2028                 |     |     |      |  | 880,000,000.00  | -----  | -----            | -----   | 879,100,000.01                  |                  |
|  | Subtotal                  |     | 086 | 0482 | 000                                      | 940,000,000.00  | -----  | -----            | 899,999.99  | -----                           | 939,100,000.01   |
| <b>Public Enterprise Funds</b>   |                           |     |     |      |  |   |  |                  |   |                                 |                  |
| Rental Housing Assistance Fund, Federal Housing Administration, Housing and Urban Development<br>Fund Resources:                 |                           |     |     |      |  |   |  |                  |   |                                 |                  |
| Undisbursed Funds  | No Year                   |     | 086 | 4041 | 000                                      | 17,060,719.60   | -----  | -----            | 324,980.89  | -----                           | 16,735,738.71    |
| Flexible Subsidy Fund, Housing Programs, Housing and Urban Development<br>Fund Resources:  |                           |     |     |      |  |   |  |                  |   |                                 |                  |
| Undisbursed Funds  | No Year                   |     | 086 | 4044 | 000                                      | 637,702,569.74  | -----  | -----            | -23,395,743.29  | -----                           | 661,098,313.03   |
| College Housing Loans, Housing and Urban Development<br>Fund Resources:  |                           |     |     |      |  |   |  |                  |   |                                 |                  |
| Undisbursed Funds  | No Year                   |     | 086 | 4058 | 000                                      | 19,430,580.83   | -----  | -----            | -----   | -----                           | 19,430,580.83    |
| Federal Housing Administration Fund, Housing and Urban Development<br>Fund Resources:  |                           |     |     |      |  |   |  |                  |   |                                 |                  |
| Undisbursed Funds  | No Year                   |     | 086 | 4070 | 000                                      | 159,356,723.08  | -----  | -----            | -1,258,156.15   | -----                           | 160,614,879.23   |
| Nehemiah Housing Opportunity Fund, Housing and Urban Development<br>Fund Resources:  |                           |     |     |      |  |   |  |                  |   |                                 |                  |
| Undisbursed Funds  | No Year                   |     | 086 | 4071 | 000                                      | 274,500.00  | -----  | -----            | -207,200.00   | 7 207,200.00                    | 274,500.00       |
| FHA-General and Special Risk Insurance Fund Liquidating Account, Housing and Urban Development<br>Fund Resources:                |                           |     |     |      |  |   |  |                  |   |                                 |                  |
| Undisbursed Funds  | No Year                   |     | 086 | 4072 | 000                                      | 281,453,949.71  | 25,000,000.00  | -----            | -71,067,469.87  | 7 223,317,159.69                | 154,204,259.89   |
| Housing for the Elderly or Handicapped Fund, Housing and Urban Development<br>Fund Resources:                                    |                           |     |     |      |  |   |  |                  |   |                                 |                  |
| Undisbursed Funds  | No Year                   |     | 086 | 4115 | 000                                      | 118,847,906.21  | -----  | -----            | -100,066,686.69   | 7 115,526,956.81                | 103,387,636.09   |
| <b>Trust Fund Accounts</b>   |                           |     |     |      |  |   |  |                  |   |                                 |                  |
| Manufactured Housing Fees Trust Fund, Housing Programs, Housing and  |                           |     |     |      |  |   |  |                  |   |                                 |                  |

Footnotes at End of Chapter

## Appropriations, Outlays, and Balances - Continued

| Appropriation or Fund Account<br><br>Title  | Account Symbol            |     |     |      | Balances,<br>Beginning of<br>Fiscal Year | Appropriations<br>and Other<br>Obligational<br>Authority <sup>1</sup> | Transfers<br>Borrowings<br>and<br>Investment<br>(Net) <sup>2</sup> | Outlays<br>(Net)       | Balances<br>Withdrawn<br>and Other<br>Transactions <sup>3</sup> | Balances, End<br>of Fiscal Year |                    |
|---|---------------------------|-----|-----|------|--|---|--|------------------------|---|---------------------------------|--------------------|
|   | Period of<br>Availability | ATA | AID | MAIN |  |   |  |                        |   |                                 | SUB                |
| Urban Development<br>Fund Resources:<br>Undisbursed Funds   | No Year                   |     | 086 | 8119 | 000                                      | 24,527,864.03   | 14,000,000.00  | -----<br>11,012,904.85 | -----   | 27,514,959.18                   |                    |
| Total, Housing Programs   |                           |     |     |      |  | 129,430,174,284.62  | 17,319,453,349.51  | 0.00                   | 4,680,715,483.78  | 375,811,074.04                  | 141,693,101,076.31 |
| <b>Government National Mortgage Association</b>   |                           |     |     |      |  |   |  |                        |   |                                 |                    |
| <b>General Fund Accounts</b>  |                           |     |     |      |  |   |  |                        |   |                                 |                    |
| Guarantees of Mortgage-Backed Securities Loan Guarantee, Program<br>Account, Government National Mortgage Association, Housing and Urban<br>Development<br>Fund Resources:<br>Undisbursed Funds | 2023-2024                 |     | 086 | 0186 | 000                                      | -----   | -----  | -----<br>-4,356,912.48 | -----   | 4,356,912.48                    |                    |
|   | 2022-2023                 |     |     |      |  | 4,710,147.30  | -----  | -----<br>4,545,848.25  | -----   | 164,299.05                      |                    |
|   | 2021-2022                 |     |     |      |  | 118,355.91  | -----  | -----<br>96,011.13     | -----   | 22,344.78                       |                    |
|   | 2020-2021                 |     |     |      |  | 3,714.15  | -----  | -----                  | -----   | 3,714.15                        |                    |
|   | 2019-2020                 |     |     |      |  | 106,867.06  | -----  | -----                  | -----   | 106,867.06                      |                    |
|   | 2018                      |     |     |      |  | 547,468.06  | -----  | -----                  | 547,468.06  | -----                           |                    |
|   | No Year                   |     |     |      |  | 2,615,223,547.31  | -----  | 486,350,000.00         | 342,551,021.18  | -----                           | 2,759,022,526.13   |
|   | Subtotal                  |     | 086 | 0186 | 000                                      | 2,620,710,099.79  | -----  | 486,350,000.00         | 342,835,968.08  | 547,468.06                      | 2,763,676,663.65   |
| Guarantees of Mortgage-Backed Securities Capital Reserve Account,<br>Government National Mortgage Association, Housing and Urban<br>Development<br>Fund Resources:<br>Undisbursed Funds         | No Year                   |     | 086 | 0238 | 000                                      | 2,618,037,648.34  | -----  | -4,340,723,563.45      | -3,235,539,696.44   | -----                           | 1,512,853,781.33   |
| Investments in US Treasury Securities   |                           |     |     |      |  | 18,369,872,000.00   | -----  | 2,659,797,000.00       | -----   | -----                           | 21,029,669,000.00  |
|   | Subtotal                  |     | 086 | 0238 | 000                                      | 20,987,909,648.34   | -----  | -1,680,926,563.45      | -3,235,539,696.44   | -----                           | 22,542,522,781.33  |
| <b>Public Enterprise Funds</b>  |                           |     |     |      |  |   |  |                        |   |                                 |                    |
| Guarantees of Mortgage-Backed Securities Fund, Government National<br>Mortgage Association, Housing and Urban Development<br>Fund Resources:<br>Undisbursed Funds                               | No Year                   |     | 086 | 4238 | 000                                      | 51,302.89   | -----  | -5,956,436.55          | -5,956,888.96   | -----                           | 51,755.30          |
| Investments in US Treasury Securities   |                           |     |     |      |  | 124,039,000.00  | -----  | 533,000.00             | -----   | -----                           | 124,572,000.00     |
|   | Subtotal                  |     | 086 | 4238 | 000                                      | 124,090,302.89  | -----  | -5,423,436.55          | -5,956,888.96   | -----                           | 124,623,755.30     |
| Total, Government National Mortgage Association   |                           |     |     |      |  | 23,732,710,051.02   | -----  | -1,200,000,000.00      | -2,898,660,617.32   | 547,468.06                      | 25,430,823,200.28  |
| <b>Policy Development and Research</b>  |                           |     |     |      |  |   |  |                        |   |                                 |                    |
| <b>General Fund Accounts</b>  |                           |     |     |      |  |   |  |                        |   |                                 |                    |
| Research and Technology, Policy Development and Research, Housing and<br>Urban Development<br>Fund Resources:<br>Undisbursed Funds  | 2023-2025                 |     | 086 | 0108 | 000                                      | -----   | 20,000,000.00  | -----                  | -----   | -----                           | 20,000,000.00      |
|   | 2023-2024                 |     |     |      |  | -----   | 125,400,000.00   | -----                  | 25,467,514.69   | -----                           | 99,932,485.31      |
|   | 2022-2024                 |     |     |      |  | 19,972,937.45   | -----  | -----                  | 5,839,548.56  | -----                           | 14,133,388.89      |
|   | 2022-2023                 |     |     |      |  | 124,106,437.94  | -----  | -----                  | 44,847,629.68   | -----                           | 79,258,808.26      |

Footnotes at End of Chapter

Appropriations, Outlays, and Balances - Continued

| Appropriation or Fund Account<br><br>Title  | Account Symbol            |     |     |      | Balances,<br>Beginning of<br>Fiscal Year | Appropriations<br>and Other<br>Obligational<br>Authority <sup>1</sup> | Transfers<br>Borrowings<br>and<br>Investment<br>(Net) <sup>2</sup> | Outlays<br>(Net) | Balances<br>Withdrawn<br>and Other<br>Transactions <sup>3</sup> | Balances, End<br>of Fiscal Year |                  |
|---|---------------------------|-----|-----|------|--|---|--|------------------|---|---------------------------------|------------------|
|   | Period of<br>Availability | ATA | AID | MAIN |  |   |  |                  |   |                                 | SUB              |
|   | 2021-2022                 |     |     |      | 60,493,636.15                            | -----   | -----  | 13,521,950.71    | -----   | 46,971,685.44                   |                  |
|   | 2020-2021                 |     |     |      | 38,328,944.16                            | -----   | -----  | 13,530,482.96    | -----   | 24,798,461.20                   |                  |
|   | 2019-2020                 |     |     |      | 21,935,489.21                            | -----   | -----  | 9,789,966.29     | -----   | 12,145,522.92                   |                  |
|   | 2018-2019                 |     |     |      | 12,467,743.87                            | -----   | -----  | 4,942,002.19     | -----   | 7,525,741.68                    |                  |
|   | 2017-2018                 |     |     |      | 6,004,437.24                             | -----   | -----  | 3,557,869.07     | 2,446,568.17  | -----                           |                  |
|   | No Year                   |     |     |      | 531,986.47                               | -----   | -----  | 183,157.82       | -----   | 348,828.65                      |                  |
|   | Subtotal                  |     | 086 | 0108 | 000                                      | 283,841,612.49  | 145,400,000.00   | 121,680,121.97   | 2,446,568.17  | 305,114,922.35                  |                  |
| Total, Policy Development and Research  |                           |     |     |      |  | 283,841,612.49  | 145,400,000.00   | 121,680,121.97   | 2,446,568.17  | 305,114,922.35                  |                  |
| <b>Fair Housing and Equal Opportunity</b>   |                           |     |     |      |  |   |  |                  |   |                                 |                  |
| <b>General Fund Accounts</b>  |                           |     |     |      |  |   |  |                  |   |                                 |                  |
| Fair Housing Activities, Fair Housing and Equal Opportunity, Housing and Urban Development Fund Resources:            |                           |     |     |      |  |   |  |                  |   |                                 |                  |
| Undisbursed Funds   |                           |     |     |      |  |   |  |                  |   |                                 |                  |
|   | 2023-2024                 |     | 086 | 0144 | 000                                      | -----   | 86,355,000.00  | -----            | 10,456,071.31   | -----                           | 75,898,928.69    |
|   | 2022-2023                 |     |     |      |  | 82,054,667.00   | -----  | -----            | 23,082,294.80   | -----                           | 58,972,372.20    |
|   | 2021-2023                 |     |     |      |  | 17,069,032.62   | -3,385,353.12  | -----            | 9,720,805.82  | -----                           | 3,962,873.68     |
|   | 2021-2022                 |     |     |      |  | 49,563,372.03   | -----  | -----            | 40,190,639.48   | -----                           | 9,372,732.55     |
|   | 2020-2021                 |     |     |      |  | 11,411,270.64   | -----  | -----            | 8,108,282.93  | -----                           | 3,302,987.71     |
|   | 2019-2020                 |     |     |      |  | 2,286,046.23  | -----  | -----            | 851,120.16  | -----                           | 1,434,926.07     |
|   | 2018-2019                 |     |     |      |  | 1,171,253.82  | -----  | -----            | 177,802.96  | -----                           | 993,450.86       |
|   | 2017-2018                 |     |     |      |  | 3,596,834.26  | -----  | -----            | 167,819.40  | 3,429,014.86                    | -----            |
|   | Subtotal                  |     | 086 | 0144 | 000                                      | 167,152,476.60  | 82,969,646.88  | -----            | 92,754,836.86   | 3,429,014.86                    | 153,938,271.76   |
| Total, Fair Housing and Equal Opportunity   |                           |     |     |      |  | 167,152,476.60  | 82,969,646.88  | -----            | 92,754,836.86   | 3,429,014.86                    | 153,938,271.76   |
| <b>Office of Lead Hazard Control and Healthy Homes</b>  |                           |     |     |      |  |   |  |                  |   |                                 |                  |
| <b>General Fund Accounts</b>  |                           |     |     |      |  |   |  |                  |   |                                 |                  |
| Lead Hazard Reduction, Office of Lead Hazard Control and Healthy Homes, Housing and Urban Development Fund Resources: |                           |     |     |      |  |   |  |                  |   |                                 |                  |
| Undisbursed Funds   |                           |     |     |      |  |   |  |                  |   |                                 |                  |
|   | 2023-2025                 |     | 086 | 0174 | 000                                      | -----   | 410,000,000.00   | -----            | -----   | -----                           | 410,000,000.00   |
|   | 2022-2024                 |     |     |      |  | 415,000,000.00  | -----  | -----            | 1,375,704.05  | -----                           | 413,624,295.95   |
|   | 2021-2023                 |     |     |      |  | 357,722,138.56  | -----  | -----            | 15,828,362.73   | -----                           | 341,893,775.83   |
|   | 2020-2022                 |     |     |      |  | 258,848,274.83  | -----  | -----            | 45,250,114.72   | -----                           | 213,598,160.11   |
|   | 2019-2020                 |     |     |      |  | 212,080,264.00  | -----  | -----            | 46,279,588.36   | -----                           | 165,800,675.64   |
|   | 2018-2019                 |     |     |      |  | 140,010,693.13  | -----  | -----            | 34,632,691.84   | -----                           | 105,378,001.29   |
|   | 2017-2018                 |     |     |      |  | 34,353,469.80   | -----  | -----            | 4,348,415.88  | 30,005,053.92                   | -----            |
|   | No Year                   |     |     |      |  | 346,363.15  | -----  | -----            | -----   | -----                           | 346,363.15       |
|   | Subtotal                  |     | 086 | 0174 | 000                                      | 1,418,361,203.47  | 410,000,000.00   | -----            | 147,714,877.58  | 30,005,053.92                   | 1,650,641,271.97 |
| Total, Office of Lead Hazard Control and Healthy Homes  |                           |     |     |      |  | 1,418,361,203.47  | 410,000,000.00   | -----            | 147,714,877.58  | 30,005,053.92                   | 1,650,641,271.97 |

Footnotes at End of Chapter

## Appropriations, Outlays, and Balances - Continued

| Appropriation or Fund Account   | Account Symbol            |     |     |      | Balances,<br>Beginning of<br>Fiscal Year | Appropriations<br>and Other<br>Obligational<br>Authority <sup>1</sup> | Transfers<br>Borrowings<br>and<br>Investment<br>(Net) <sup>2</sup> | Outlays<br>(Net) | Balances<br>Withdrawn<br>and Other<br>Transactions <sup>3</sup> | Balances, End<br>of Fiscal Year |                |
|---|---------------------------|-----|-----|------|--|---|--|------------------|---|---------------------------------|----------------|
| Title   | Period of<br>Availability | ATA | AID | MAIN |  |   |  |                  |   |                                 | SUB            |
| <b>Management and Administration</b>  |                           |     |     |      |  |   |  |                  |   |                                 |                |
| <b>General Fund Accounts</b>  |                           |     |     |      |  |   |  |                  |   |                                 |                |
| Salaries and Expenses, Management and Administration, Housing and Urban Development<br>Fund Resources:          |                           |     |     |      |  |   |  |                  |   |                                 |                |
| Undisbursed Funds   | No Year                   |     | 086 | 0143 | 000                                      | 2,388,997.07  | -----  | -----            | 121,808.50  | -----                           | 2,267,188.57   |
| Office of Inspector General, Management and Administration, Housing and Urban Development<br>Fund Resources:    |                           |     |     |      |  |   |  |                  |   |                                 |                |
| Undisbursed Funds   | 2023                      |     | 086 | 0189 | 000                                      | -----   | 146,000,000.00   | -----            | 123,370,714.43  | -----                           | 22,629,285.57  |
|   | 2022                      |     |     |      |  | 23,663,476.27   | -----  | -----            | 12,934,188.68   | -----                           | 10,729,287.59  |
|   | 2021                      |     |     |      |  | 4,890,988.49  | -----  | -----            | 217,832.16  | -----                           | 4,673,156.33   |
|   | 2020-2021                 |     |     |      |  | 3,455,111.08  | -----  | -----            | -----   | -----                           | 3,455,111.08   |
|   | 2020                      |     |     |      |  | 1,062,149.98  | -----  | -----            | 117,888.96  | -----                           | 944,261.02     |
|   | 2019                      |     |     |      |  | 952,303.17  | -----  | -----            | -----   | -----                           | 952,303.17     |
|   | 2018                      |     |     |      |  | 259,082.86  | -----  | -----            | 44,097.23   | 214,985.63                      | -----          |
|   | No Year                   |     |     |      |  | 5,202,987.26  | 5,000,000.00   | -----            | 3,116,581.71  | -----                           | 7,086,405.55   |
|   | Subtotal                  |     | 086 | 0189 | 000                                      | 39,486,099.11   | 151,000,000.00   | -----            | 139,801,303.17  | 214,985.63                      | 50,469,810.31  |
| Executive Offices, Management and Administration, Housing and Urban Development<br>Fund Resources:              |                           |     |     |      |  |   |  |                  |   |                                 |                |
| Undisbursed Funds   | 2023-2024                 |     | 086 | 0332 | 000                                      | -----   | 18,500,000.00  | -----            | 13,710,671.20   | -----                           | 4,789,328.80   |
|   | 2022-2023                 |     |     |      |  | 3,488,200.44  | -----  | -----            | 2,638,460.16  | -----                           | 849,740.28     |
|   | 2021-2022                 |     |     |      |  | 824,025.91  | -----  | -----            | 373,613.80  | -----                           | 450,412.11     |
|   | 2020-2021                 |     |     |      |  | 255,421.80  | -----  | -----            | 27,460.44   | -----                           | 227,961.36     |
|   | 2019-2020                 |     |     |      |  | 386,979.77  | -----  | -----            | -1,280.86   | -----                           | 388,260.63     |
|   | 2018                      |     |     |      |  | 1,884,652.04  | -----  | -----            | -----   | 1,884,652.04                    | -----          |
|   | Subtotal                  |     | 086 | 0332 | 000                                      | 6,839,279.96  | 18,500,000.00  | -----            | 16,748,924.74   | 1,884,652.04                    | 6,705,703.18   |
| Housing, Program Office Salaries and Expenses, Housing and Urban Development<br>Fund Resources:                 |                           |     |     |      |  |   |  |                  |   |                                 |                |
| Undisbursed Funds   | 2019-2020                 |     | 086 | 0334 | 000                                      | 1,018,853.08  | -----  | -----            | 1,142.00  | -----                           | 1,017,711.08   |
|   | 2018-2019                 |     |     |      |  | 97,947.69   | -----  | -----            | -----   | -----                           | 97,947.69      |
|   | 2018                      |     |     |      |  | 4,845,566.19  | -----  | -----            | -26.00  | 4,845,592.19                    | -----          |
|   | Subtotal                  |     | 086 | 0334 | 000                                      | 5,962,366.96  | -----  | -----            | 1,116.00  | 4,845,592.19                    | 1,115,658.77   |
| Administrative Support Offices, Management and Administration, Housing and Urban Development<br>Fund Resources: |                           |     |     |      |  |   |  |                  |   |                                 |                |
| Undisbursed Funds   | 2022-2030                 |     | 086 | 0335 | 000                                      | 60,000,000.00   | -----  | -----            | 1,541,025.91  | -----                           | 58,458,974.09  |
|   | 2023-2024                 |     |     |      |  | -----   | 664,058,000.00   | -----            | 476,079,234.12  | -----                           | 187,978,765.88 |
|   | 2022-2023                 |     |     |      |  | 157,753,671.68  | -----  | -----            | 124,385,618.13  | -----                           | 33,368,053.55  |
|   | 2021-2022                 |     |     |      |  | 31,450,185.61   | -----  | -----            | 13,661,109.47   | -----                           | 17,789,076.14  |

Footnotes at End of Chapter

Appropriations, Outlays, and Balances - Continued

| Appropriation or Fund Account<br><br>Title   | Account Symbol            |     |      |      | Balances,<br>Beginning of<br>Fiscal Year | Appropriations<br>and Other<br>Obligational<br>Authority <sup>1</sup> | Transfers<br>Borrowings<br>and<br>Investment<br>(Net) <sup>2</sup> | Outlays<br>(Net) | Balances<br>Withdrawn<br>and Other<br>Transactions <sup>3</sup> | Balances, End<br>of Fiscal Year |
|--|---------------------------|-----|------|------|--|---|--|------------------|---|---------------------------------|
|  | Period of<br>Availability | ATA | AID  | MAIN |  |   |  |                  |   |                                 |
|  | 2020-2021                 |     |      |      | 27,174,848.00                            | -----   | -----  | 6,977,551.86     | -----   | 20,197,296.14                   |
|  | 2019-2021                 |     |      |      | 221,515.74                               | -----   | -----  | -----            | -----   | 221,515.74                      |
|  | 2019-2020                 |     |      |      | 15,203,721.69                            | -----   | -----  | 3,896,114.46     | -----   | 11,307,607.23                   |
|  | 2018-2019                 |     |      |      | 559,728.86                               | -----   | -----  | 250,424.27       | -----   | 309,304.59                      |
|  | 2018                      |     |      |      | 23,806,894.96                            | -----   | -----  | 4,109,814.18     | 19,697,080.78   | -----                           |
|  | Subtotal                  | 086 | 0335 | 000  | 316,170,566.54                           | 664,058,000.00  | -----  | 630,900,892.40   | 19,697,080.78   | 329,630,593.36                  |
| Public and Indian Housing, Program Office Salaries and Expenses,<br>Housing and Urban Development<br>Fund Resources:                       |                           |     |      |      |  |   |  |                  |   |                                 |
| Undisbursed Funds  | 2019-2024                 | 086 | 0337 | 000  | 375,857.75                               | -----   | -----  | -----            | -----   | 375,857.75                      |
|  | 2018-2023                 |     |      |      | 11,239.33                                | -----   | -----  | -----            | -----   | 11,239.33                       |
|  | 2019-2020                 |     |      |      | 539,998.25                               | -----   | -----  | 1,050.46         | -----   | 538,947.79                      |
|  | 2018-2019                 |     |      |      | 159,848.04                               | -----   | -----  | -----            | -----   | 159,848.04                      |
|  | 2018                      |     |      |      | 1,415,935.11                             | -----   | -----  | 593.49           | 1,415,341.62  | -----                           |
|  | Subtotal                  | 086 | 0337 | 000  | 2,502,878.48                             | -----   | -----  | 1,643.95         | 1,415,341.62  | 1,085,892.91                    |
| Community Planning and Development, Program Office Salaries and<br>Expenses, Housing and Urban Development<br>Fund Resources:              |                           |     |      |      |  |   |  |                  |   |                                 |
| Undisbursed Funds  | 2019-2020                 | 086 | 0338 | 000  | 492,857.60                               | -----   | -----  | 2,237.98         | -----   | 490,619.62                      |
|  | 2018                      |     |      |      | 567,278.49                               | -----   | -----  | -1,487.35        | 568,765.84  | -----                           |
|  | No Year                   |     |      |      | 27,201,941.93                            | 5,000,000.00  | -----  | 3,371,098.52     | -----   | 28,830,843.41                   |
|  | Subtotal                  | 086 | 0338 | 000  | 28,262,078.02                            | 5,000,000.00  | -----  | 3,371,849.15     | 568,765.84  | 29,321,463.03                   |
| Policy Development and Research, Program Office Salaries and Expenses,<br>Housing and Urban Development<br>Fund Resources:                 |                           |     |      |      |  |   |  |                  |   |                                 |
| Undisbursed Funds  | 2019-2020                 | 086 | 0339 | 000  | 137,706.98                               | -----   | -----  | -----            | -----   | 137,706.98                      |
|  | 2018-2019                 |     |      |      | 915,080.63                               | -----   | -----  | -----            | -----   | 915,080.63                      |
|  | 2018                      |     |      |      | 406,237.90                               | -----   | -----  | 25.74            | 406,212.16  | -----                           |
|  | Subtotal                  | 086 | 0339 | 000  | 1,459,025.51                             | -----   | -----  | 25.74            | 406,212.16  | 1,052,787.61                    |
| Fair Housing and Equal Opportunity, Program Office Salaries and<br>Expenses, Housing and Urban Development<br>Fund Resources:              |                           |     |      |      |  |   |  |                  |   |                                 |
| Undisbursed Funds  | 2019-2020                 | 086 | 0340 | 000  | 782,761.32                               | -----   | -----  | 28.93            | -----   | 782,732.39                      |
|  | 2018                      |     |      |      | 229,239.55                               | -----   | -----  | -658.41          | 229,897.96  | -----                           |
|  | Subtotal                  | 086 | 0340 | 000  | 1,012,000.87                             | -----   | -----  | -629.48          | 229,897.96  | 782,732.39                      |
| Office of Healthy Homes and Lead Hazard Control, Program Office<br>Salaries and Expenses, Housing and Urban Development<br>Fund Resources: |                           |     |      |      |  |   |  |                  |   |                                 |
| Undisbursed Funds  | 2019-2020                 | 086 | 0341 | 000  | 94,878.86                                | -----   | -----  | -----            | -----   | 94,878.86                       |
|  | 2018                      |     |      |      | 99,266.26                                | -----   | -----  | -----            | 99,266.26   | -----                           |
|  | Subtotal                  | 086 | 0341 | 000  | 194,145.12                               | -----   | -----  | -----            | 99,266.26   | 94,878.86                       |

Footnotes at End of Chapter



## Appropriations, Outlays, and Balances - Continued

| Appropriation or Fund Account   | Account Symbol            |     |     |      | Balances,<br>Beginning of<br>Fiscal Year | Appropriations<br>and Other<br>Obligational<br>Authority <sup>1</sup> | Transfers<br>Borrowings<br>and<br>Investment<br>(Net) <sup>2</sup> | Outlays<br>(Net) | Balances<br>Withdrawn<br>and Other<br>Transactions <sup>3</sup> | Balances, End<br>of Fiscal Year |
|---|---------------------------|-----|-----|------|--|---|--|------------------|---|---------------------------------|
| Title   | Period of<br>Availability | ATA | AID | MAIN |  |   |  |                  |   |                                 |
| Transformation Initiative, Management and Administration, Housing and Urban Development<br>Fund Resources:<br>Undisbursed Funds   | No Year                   |     | 086 | 0402 | 000                                      | 355,089.90  | -----  | -----            | -----   | 355,089.90                      |
| Program Offices, Management and Administration, Housing and Urban Development<br>Fund Resources:<br>Undisbursed Funds             | 2021-2030                 |     | 086 | 0479 | 000                                      | 14,467,613.26   | -----  | 4,435,409.04     | -----   | 10,032,204.22                   |
|   | 2021-2029                 |     |     |      |  | 47,997,620.72   | -----  | 2,309,129.60     | -----   | 45,688,491.12                   |
|   | 2021-2025                 |     |     |      |  | 4,103,526.81  | -----  | 571,633.42       | -----   | 3,531,893.39                    |
|   | 2020-2025                 |     |     |      |  | 103,060.01  | -----  | 73,152.76        | -----   | 29,907.25                       |
|   | 2023-2024                 |     |     |      |  | -----   | 1,047,305,000.00   | -----            | 878,135,331.30  | 169,169,668.70                  |
|   | 2022-2023                 |     |     |      |  | 136,949,235.62  | -----  | 133,973,488.52   | -----   | 2,975,747.10                    |
|   | 2021-2023                 |     |     |      |  | 350,655.99  | -46,541.87   | 280,659.90       | -----   | 23,454.22                       |
|   | 2021-2022                 |     |     |      |  | 11,901,777.28   | -----  | 6,173,386.48     | -----   | 5,728,390.80                    |
|   | 2020-2021                 |     |     |      |  | 10,863,352.81   | -----  | 140,615.03       | -----   | 10,722,737.78                   |
|   | Subtotal                  |     | 086 | 0479 | 000                                      | 226,736,842.50  | 1,047,258,458.13   | 1,026,092,806.05 | -----   | 247,902,494.58                  |
| <b>Intragovernmental Funds</b>  |                           |     |     |      |  |   |  |                  |   |                                 |
| Information Technology Fund, Management and Administration, Housing and Urban Development<br>Fund Resources:<br>Undisbursed Funds | 2023-2025                 |     | 086 | 4586 | 000                                      | -----   | 377,287,000.00   | -----            | 125,767,328.26  | 251,519,671.74                  |
|   | 2022-2024                 |     |     |      |  | 199,622,681.79  | -----  | 137,047,949.06   | -----   | 62,574,732.73                   |
|   | 2021-2024                 |     |     |      |  | 27,578,278.32   | -----  | 3,653,649.24     | -----   | 23,924,629.08                   |
|   | 2021-2022                 |     |     |      |  | 42,047,210.73   | -----  | 23,658,013.20    | -----   | 18,389,197.53                   |
|   | 2020-2022                 |     |     |      |  | 7,980,926.27  | -----  | 6,258,132.27     | -----   | 1,722,794.00                    |
|   | 2020-2021                 |     |     |      |  | 12,660,120.48   | -----  | 2,247,959.78     | -----   | 10,412,160.70                   |
|   | 2019-2021                 |     |     |      |  | 3,761.48  | -----  | 1,986.52         | -----   | 1,774.96                        |
|   | 2019-2020                 |     |     |      |  | 10,024,031.51   | -----  | 45,224.28        | -----   | 9,978,807.23                    |
|   | 2018-2020                 |     |     |      |  | 618.82  | -----  | -----            | -----   | 618.82                          |
|   | 2018-2019                 |     |     |      |  | 12,536,852.62   | -----  | 6.04             | -----   | 12,536,846.58                   |
|   | 2017-2019                 |     |     |      |  | 1,614,733.15  | -----  | -----            | -----   | 1,614,733.15                    |
|   | 2017-2018                 |     |     |      |  | 3,574,079.40  | -----  | 3,601.62         | 3,570,477.78  | -----                           |
|   | No Year                   |     |     |      |  | 7,752,667.64  | -----  | 4,600,000.00     | -----   | 10,268,843.44                   |
|   | Subtotal                  |     | 086 | 4586 | 000                                      | 325,395,962.21  | 377,287,000.00   | 4,600,000.00     | 300,767,674.47  | 402,944,809.96                  |
| Working Capital Fund, Management and Administration, Housing and Urban Development<br>Fund Resources:<br>Undisbursed Funds        | No Year                   |     | 086 | 4598 | 000                                      | 13,318,241.32   | -----  | -----            | -2,534,478.55   | 15,852,719.87                   |
| <b>Trust Fund Accounts</b>  |                           |     |     |      |  |   |  |                  |   |                                 |

Footnotes at End of Chapter

Appropriations, Outlays, and Balances - Continued

| Appropriation or Fund Account<br><br>Title   | Account Symbol            |     |     |             | Balances,<br>Beginning of<br>Fiscal Year | Appropriations<br>and Other<br>Obligational<br>Authority <sup>1</sup> | Transfers<br>Borrowings<br>and<br>Investment<br>(Net) <sup>2</sup> | Outlays<br>(Net)              | Balances<br>Withdrawn<br>and Other<br>Transactions <sup>3</sup> | Balances, End<br>of Fiscal Year |                    |
|--|---------------------------|-----|-----|-------------|--|---|--|-------------------------------|---|---------------------------------|--------------------|
|  | Period of<br>Availability | ATA | AID | MAIN<br>SUB |  |   |  |                               |   |                                 |                    |
| Gifts and Bequests, Housing and Urban Development<br>Fund Resources:   |                           |     |     |             |  |   |  |                               |   |                                 |                    |
| Undisbursed Funds  | No Year                   |     | 086 | 8093        | 000                                      | 0.14  | -----  | -----                         | -----   | 0.14                            |                    |
| Total, Management and Administration   |                           |     |     |             |  | 970,083,573.71  | 2,263,103,458.13   | 4,600,000.00                  | 2,115,272,936.14  | 32,932,272.26                   | 1,089,581,823.44   |
| <b>Deductions for Offsetting Receipts</b>  |                           |     |     |             |  |   |  |                               |   |                                 |                    |
| Proprietary Receipts from the Public   |                           |     |     |             |  | -----   | -2,289,119,119.07  | -----                         | -2,372,563,628.66   | -----                           | -----              |
| Intrabudgetary Receipts Deducted by Agency   |                           |     |     |             |  | -----   | -4,713,155.00  | -----                         | -4,713,155.00   | -----                           | -----              |
| Offsetting Governmental Receipts   |                           |     |     |             |  | -----   | -13,855,100.00   | -----                         | -13,855,100.00  | -----                           | -----              |
| Total, Offsetting Receipts   |                           |     |     |             |  | -----   | -2,307,687,374.07  | -----                         | -2,391,131,883.66   | -----                           | -----              |
| Total, Department of Housing and Urban Development   |                           |     |     |             |  | 260,154,180,735.48  | 75,856,578,905.89  | -1,195,400,000.00             | 55,193,732,988.78   | 565,396,702.88                  | 278,972,785,440.12 |
| <b>Memorandum</b>  |                           |     |     |             |  |   |  |                               |   |                                 |                    |
| <b>Financing Accounts</b>  |                           |     |     |             |  |   |  |                               |   |                                 |                    |
| <b>Public Enterprise Funds</b>   |                           |     |     |             |  |   |  |                               |   |                                 |                    |
| FHA-General and Special Risk Guaranteed Loan, Financing Account,<br>Housing and Urban Development<br>Fund Resources: |                           |     |     |             |  |   |  |                               |   |                                 |                    |
| Undisbursed Funds  | No Year                   |     | 086 | 4077        | 000                                      | 3,672,104,638.83  | -----  | 8,272,000,000.00              | 4,262,830,081.25  | -----                           | 7,681,274,557.58   |
| Authority to Borrow from the Treasury  |                           |     |     |             |  | -----   | 8,707,000,000.00   | -8,707,000,000.00             | -----   | -----                           | -----              |
| Subtotal   |                           |     | 086 | 4077        | 000                                      | 3,672,104,638.83  | 8,707,000,000.00   | -435,000,000.00               | 4,262,830,081.25  | -----                           | 7,681,274,557.58   |
| Community Development Guaranteed Loans, Financing Account, Housing and<br>Urban Development<br>Fund Resources:       |                           |     |     |             |  |   |  |                               |   |                                 |                    |
| Undisbursed Funds  | No Year                   |     | 086 | 4096        | 000                                      | 4,655,967.98  | -----  | 530,000.00                    | -585,842.09   | -----                           | 5,771,810.07       |
| Authority to Borrow from the Treasury  |                           |     |     |             |  | -----   | 530,000.00   | -530,000.00                   | -----   | -----                           | -----              |
| Subtotal   |                           |     | 086 | 4096        | 000                                      | 4,655,967.98  | 530,000.00   | -----                         | -585,842.09   | -----                           | 5,771,810.07       |
| Indian Housing Guaranteed Loans, Financing Account, Housing and Urban<br>Development<br>Fund Resources:              |                           |     |     |             |  |   |  |                               |   |                                 |                    |
| Undisbursed Funds  | No Year                   |     | 086 | 4104        | 000                                      | 90,827,394.68   | -----  | 27,022,000.00                 | 57,554,134.12   | -----                           | 60,295,260.56      |
| Authority to Borrow from the Treasury  |                           |     |     |             |  | -----   | 27,022,000.00  | -27,022,000.00                | -----   | -----                           | -----              |
| Subtotal   |                           |     | 086 | 4104        | 000                                      | 90,827,394.68   | 27,022,000.00  | -----                         | 57,554,134.12   | -----                           | 60,295,260.56      |
| FHA-General and Special, Direct Loan, Financing Account, Housing and<br>Urban Development<br>Fund Resources:         |                           |     |     |             |  |   |  |                               |   |                                 |                    |
| Undisbursed Funds  | No Year                   |     | 086 | 4105        | 000                                      | 108,962,769.58  | -----  | <sup>8,9</sup> 154,940,295.12 | -69,167,345.42  | -----                           | 333,070,410.12     |
| Authority to Borrow from the Treasury  |                           |     |     |             |  | <sup>10</sup> 1,768,627,087.55  | 1,500,000,000.00   | -265,015,000.00               | -----   | 1,082,722,613.90                | 1,920,889,473.65   |
| Subtotal   |                           |     | 086 | 4105        | 000                                      | 1,877,589,857.13  | 1,500,000,000.00   | -110,074,704.88               | -69,167,345.42  | 1,082,722,613.90                | 2,253,959,883.77   |
| FHA-Loan Guarantee Recovery Fund Financing Account, Housing and Urban  |                           |     |     |             |  |   |  |                               |   |                                 |                    |

Footnotes at End of Chapter

## Appropriations, Outlays, and Balances - Continued

| Appropriation or Fund Account<br><br>Title  | Account Symbol            |     |     |      | Balances,<br>Beginning of<br>Fiscal Year | Appropriations<br>and Other<br>Obligational<br>Authority <sup>1</sup> | Transfers<br>Borrowings<br>and<br>Investment<br>(Net) <sup>2</sup> | Outlays<br>(Net) | Balances<br>Withdrawn<br>and Other<br>Transactions <sup>3</sup> | Balances, End<br>of Fiscal Year |                  |
|---|---------------------------|-----|-----|------|--|---|--|------------------|---|---------------------------------|------------------|
|   | Period of<br>Availability | ATA | AID | MAIN |  |   |  |                  |   |                                 | SUB              |
| Development<br>Fund Resources:<br>Undisbursed Funds   | No Year                   |     | 086 | 4106 | 000                                      | 8,716,535.81  | -----  | -----            | -703,424.44   | -----                           | 9,419,960.25     |
| Guarantees of Mortgage-Backed Securities, Financing Account, Housing<br>and Urban Development<br>Fund Resources:<br>Undisbursed Funds                   | No Year                   |     | 086 | 4240 | 000                                      | 5,342,131,944.02  | -----  | 1,200,000,000.00 | 1,979,415,089.45  | -----                           | 4,562,716,854.57 |
| Mutual Mortgage Insurance, Direct Loan, Financing Loan, Housing and<br>Urban Development<br>Fund Resources:<br>Undisbursed Funds                        | No Year                   |     | 086 | 4242 | 000                                      | 37,532.17   | -----  | -----            | 272.27  | -----                           | 37,259.90        |
| Title VI Indian Federal Guarantees, Financing Account, Housing and<br>Urban Development<br>Fund Resources:<br>Undisbursed Funds                         | No Year                   |     | 086 | 4244 | 000                                      | 2,201,952.33  | -----  | 11,000.00        | 1,541,322.26  | -----                           | 671,630.07       |
| Authority to Borrow from the Treasury   |                           |     |     |      |  | -----   | 11,000.00  | -----            | -----   | -----                           | -----            |
| Subtotal  |                           |     | 086 | 4244 | 000                                      | 2,201,952.33  | 11,000.00  | -----            | 1,541,322.26  | -----                           | 671,630.07       |
| Native Hawaiian Housing Loan Guarantee Fund, Financing Account,<br>Housing and Urban Development<br>Fund Resources:<br>Undisbursed Funds                | No Year                   |     | 086 | 4351 | 000                                      | 2,446,591.77  | -----  | 1,530,568.00     | -517,999.17   | -----                           | 4,495,158.94     |
| Authority to Borrow from the Treasury   |                           |     |     |      |  | -----   | 1,607,890.00   | -----            | -----   | 77,322.00                       | -----            |
| Subtotal  |                           |     | 086 | 4351 | 000                                      | 2,446,591.77  | 1,607,890.00   | -----            | -517,999.17   | 77,322.00                       | 4,495,158.94     |
| Home Ownership Preservation Entity Fund Financing Account, Housing and<br>Urban Development<br>Fund Resources:<br>Undisbursed Funds                     | No Year                   |     | 086 | 4353 | 000                                      | 4,821,579.13  | -----  | 3,200,000.00     | 3,212,930.89  | -----                           | 4,808,648.24     |
| Authority to Borrow from the Treasury   |                           |     |     |      |  | -----   | 3,200,000.00   | -----            | -----   | -----                           | -----            |
| Subtotal  |                           |     | 086 | 4353 | 000                                      | 4,821,579.13  | 3,200,000.00   | -----            | 3,212,930.89  | -----                           | 4,808,648.24     |
| Emergency Homeowner's Relief Financing Account, Housing Programs,<br>Housing and Urban Development<br>Fund Resources:<br>Undisbursed Funds              | No Year                   |     | 086 | 4357 | 000                                      | 1,287,816.48  | -----  | 800,000.00       | 1,741,143.76  | -----                           | 346,672.72       |
| Authority to Borrow from the Treasury   |                           |     |     |      |  | -----   | 800,000.00   | -----            | -----   | -----                           | -----            |
| Subtotal  |                           |     | 086 | 4357 | 000                                      | 1,287,816.48  | 800,000.00   | -----            | 1,741,143.76  | -----                           | 346,672.72       |
| <b>Intragovernmental Funds</b>  |                           |     |     |      |  |   |  |                  |   |                                 |                  |
| Mutual Mortgage Insurance/Cooperative Management Insurance, Financing<br>Account, Housing and Urban Development<br>Fund Resources:<br>Undisbursed Funds | No Year                   |     | 086 | 4587 | 000                                      | 10,034,850,755.86   | -----  | 5,060,400,000.00 | 5,952,397,594.57  | -----                           | 9,142,853,161.29 |
| Authority to Borrow from the Treasury   |                           |     |     |      |  | -----   | 16,000,000,000.00  | -----            | -----   | 2,573,600,000.00                | -----            |
| Subtotal  |                           |     | 086 | 4587 | 000                                      | 10,034,850,755.86   | 16,000,000,000.00  | -----            | -8,366,000,000.00   | 5,952,397,594.57                | 2,573,600,000.00 |

Footnotes at End of Chapter

**Appropriations, Outlays, and Balances - Continued**

| Appropriation or Fund Account<br><br>Title   | Account Symbol            |     |     |      | Balances,<br>Beginning of<br>Fiscal Year | Appropriations<br>and Other<br>Obligational<br>Authority <sup>1</sup> | Transfers<br>Borrowings<br>and<br>Investment<br>(Net) <sup>2</sup> | Outlays<br>(Net)       | Balances<br>Withdrawn<br>and Other<br>Transactions <sup>3</sup> | Balances, End<br>of Fiscal Year |                   |
|--|---------------------------|-----|-----|------|--|---|--|------------------------|---|---------------------------------|-------------------|
|  | Period of<br>Availability | ATA | AID | MAIN |  |   |  |                        |   |                                 | SUB               |
| Green Retrofit Program for Multifamily Housing Financing Account -<br>Recovery Act, Housing Programs, Housing and Urban Development<br>Fund Resources: |                           |     |     |      |  |   |  |                        |   |                                 |                   |
| Undisbursed Funds  | No Year                   |     | 086 | 4589 | 000                                      | 2,477,691.42  | -----<br>8,000,000.00  | 2,987,482.09           | -----   | 7,490,209.33                    |                   |
| Authority to Borrow from the Treasury  |                           |     |     |      |  | -----<br>8,000,000.00   | -8,000,000.00  | -----                  | -----   | -----                           |                   |
| Subtotal   |                           |     | 086 | 4589 | 000                                      | 2,477,691.42  | 8,000,000.00   | -----<br>2,987,482.09  | -----   | 7,490,209.33                    |                   |
| Green and Resilient Retrofit Program for Multifamily Housing,<br>Financing Account, Housing Programs, Housing and Urban Development<br>Fund Resources: |                           |     |     |      |  |   |  |                        |   |                                 |                   |
| Undisbursed Funds  | No Year                   |     | 086 | 4616 | 000                                      | -----   | -----<br>74,500,000.00   | -----                  | -----   | 74,500,000.00                   |                   |
| Authority to Borrow from the Treasury  |                           |     |     |      |  | -----<br>157,000,000.00   | -74,500,000.00   | -----                  | 82,500,000.00   | -----                           |                   |
| Subtotal   |                           |     | 086 | 4616 | 000                                      | - 0 -<br>157,000,000.00   | -----  | -----<br>82,500,000.00 | 82,500,000.00   | 74,500,000.00                   |                   |
| Total, Financing Accounts  |                           |     |     |      |  | 21,044,150,257.61   | 26,405,170,890.00  | -7,711,074,704.88      | 12,190,705,439.54   | 3,738,899,935.90                | 23,808,641,067.29 |

Footnotes at End of Chapter

## Appropriations, Outlays, and Balances - Continued

---

### Footnotes

---

- 1 The amounts in this column, unless otherwise footnoted, represent appropriations, increases and rescissions in borrowing authority or new contract authority. Appropriation accounts with appropriation transfer activity are presented in Table 1 (Appropriations and Appropriation Transfers) at the end of this chapter.
- 2 The amounts in this column, unless otherwise footnoted, represent transfers - other than appropriation transfers, borrowings (gross), investments (net), unrealized discounts or funds held outside the Treasury.
- 3 The amounts in this column, unless otherwise footnoted, represent obligated balances canceled for fiscal year 2018 pursuant to 31 U.S.C. 1553 and adjustments to borrowing and contract authority.
- 4 Pursuant to Public Law # 117-328, 136 Stat. 5179, Sec. 233, the balance for this account has been extended beyond the normal period of availability to liquidate obligations.
- 5 Pursuant to Public Law # 117-328, 136 Stat. 5187, Sec. 420, the balance for this account has been extended beyond the normal period of availability to liquidate obligations.
- 6 Pursuant to Public Law # 112-10 125 Stat. 197 Sec. 2256, the balance for this account has been extended beyond the normal period of availability to liquidate obligations.
- 7 Represents capital transfer to miscellaneous receipts.
- 8 Includes \$83,940,295.12 which represents net borrowing from the Federal Financing Bank in lieu of issuance of agency debt.
- 9 Includes \$71,000,000.00 which represents net borrowing from the U.S. Treasury.
- 10 The opening balance of 086 X 4105 000 has been adjusted during the current fiscal year by -\$2,924,792,912.45 and does not agree with last year's closing balance.

Footnotes

Table 1 - Appropriations and Appropriation Transfers - Department of Housing and Urban Development

| AID   | ATA | Period of Availability | MAIN | Net Appropriations and Appropriation Transfers | Appropriation Amount | Net Appropriation Transfers | AID Involved | ATA Involved | Period of Availability Involved | MAIN Involved | Amount From or To (-) |
|-------|-----|------------------------|------|--|----------------------|-----------------------------|--------------|--------------|---------------------------------|---------------|-----------------------|
| 086   |     | X                      | 0162 | 4,990,000,000.00                               | 5,000,000,000.00     | -10,000,000.00              | 086          |              | X                               | 0189          | -5,000,000.00         |
|       |     |                        |      |  |                      |                             | 086          |              | X                               | 0338          | -5,000,000.00         |
| 086   |     | X                      | 0189 | 5,000,000.00                                   | 0.00                 | 5,000,000.00                | 086          |              | X                               | 0162          | 5,000,000.00          |
| 086   |     | 2326                   | 0302 | 50,362,952.00                                  | 0.00                 | 50,362,952.00               | 086          |              | 2326                            | 0320          | 1,813,776.00          |
|       |     |                        |      |  |                      |                             | 086          |              | 2326                            | 0481          | 48,549,176.00         |
| 086   |     | 2326                   | 0303 | 66,582,996.00                                  | 0.00                 | 66,582,996.00               | 086          |              | 2326                            | 0320          | 25,282,383.00         |
|       |     |                        |      |  |                      |                             | 086          |              | 2326                            | 0481          | 41,300,613.00         |
| 086   |     | 2324                   | 0308 | 449,100,000.00                                 | 499,000,000.00       | -49,900,000.00              | 086          |              | 2325                            | 0308          | -49,900,000.00        |
| 086   |     | 2325                   | 0308 | 49,900,000.00                                  | 0.00                 | 49,900,000.00               | 086          |              | 2324                            | 0308          | 49,900,000.00         |
| 086   |     | 2326                   | 0320 | 1,047,903,841.00                               | 1,075,000,000.00     | -27,096,159.00              | 086          |              | 2326                            | 0302          | -1,813,776.00         |
|       |     |                        |      |  |                      |                             | 086          |              | 2326                            | 0303          | -25,282,383.00        |
| 086   |     | 2324                   | 0335 | 664,058,000.00                                 | 659,600,000.00       | 4,458,000.00                | 086          |              | 2324                            | 0479          | 5,000,000.00          |
|       |     |                        |      |  |                      |                             | 086          |              | 2325                            | 4586          | -542,000.00           |
| 086   |     | X                      | 0338 | 5,000,000.00                                   | 0.00                 | 5,000,000.00                | 086          |              | X                               | 0162          | 5,000,000.00          |
| 086   |     | 2324                   | 0479 | 1,047,305,000.00                               | 1,054,300,000.00     | -6,995,000.00               | 086          |              | 2324                            | 0335          | -5,000,000.00         |
|       |     |                        |      |  |                      |                             | 086          |              | 2325                            | 4586          | -1,995,000.00         |
| 086   |     | 2326                   | 0481 | 8,424,150,211.00                               | 8,514,000,000.00     | -89,849,789.00              | 086          |              | 2326                            | 0302          | -48,549,176.00        |
|       |     |                        |      |  |                      |                             | 086          |              | 2326                            | 0303          | -41,300,613.00        |
| 086   |     | 2325                   | 4586 | 377,287,000.00                                 | 374,750,000.00       | 2,537,000.00                | 086          |              | 2324                            | 0335          | 542,000.00            |
|       |     |                        |      |  |                      |                             | 086          |              | 2324                            | 0479          | 1,995,000.00          |
| Total |     |                        |      | 17,176,650,000.00                              | 17,176,650,000.00    | -----                       |              |              |                                 |               | -----                 |

**This Page Left Blank Intentionally**

---

**Appropriations, Outlays, and Balances - Continued**

| Appropriation or Fund Account<br><br>Title  | Account Symbol            |     |     |      | Balances,<br>Beginning of<br>Fiscal Year | Appropriations<br>and Other<br>Obligational<br>Authority <sup>1</sup> | Transfers<br>Borrowings<br>and<br>Investment<br>(Net) <sup>2</sup> | Outlays<br>(Net) | Balances<br>Withdrawn<br>and Other<br>Transactions <sup>3</sup> | Balances, End<br>of Fiscal Year |                |
|---|---------------------------|-----|-----|------|--|---|--|------------------|---|---------------------------------|----------------|
|   | Period of<br>Availability | ATA | AID | MAIN |  |   |  |                  |   |                                 | SUB            |
| <b>Department of the Interior</b>   |                           |     |     |      |  |   |  |                  |   |                                 |                |
| <b>Trust Fund Accounts</b>  |                           |     |     |      |  |   |  |                  |   |                                 |                |
| Donations, National Park Service<br>Fund Resources:   |                           |     |     |      |  |   |  |                  |   |                                 |                |
| Undisbursed Funds   | No Year                   |     | 014 | 8037 | 000                                      | 181,225,432.20  | 82,819,614.98  | -----            | 60,936,022.45   | -----                           | 203,109,024.73 |
| <b>Bureau of Trust Fund Administration</b>  |                           |     |     |      |  |   |  |                  |   |                                 |                |
| <b>Special Fund Accounts</b>  |                           |     |     |      |  |   |  |                  |   |                                 |                |
| Tribal Special Fund, Bureau of Trust Funds Administration, Interior<br>Fund Resources:                          |                           |     |     |      |  |   |  |                  |   |                                 |                |
| Undisbursed Funds   | No Year                   |     | 014 | 5265 | 000                                      | 0.02  | 403,048,333.89   | 66,557,794.78    | 469,606,128.69  | -----                           | -----          |
| Unrealized Discount on Investments  |                           |     |     |      |  | -228,124.99   | -----  | 228,124.99       | -----   | -----                           | -----          |
| Investments in US Treasury Securities   |                           |     |     |      |  | 82,072,560.68   | -----  | -66,785,919.77   | -----   | -----                           | 15,286,640.91  |
| Subtotal  |                           |     | 014 | 5265 | 000                                      | 81,844,435.71   | 403,048,333.89   | -----            | 469,606,128.69  | -----                           | 15,286,640.91  |
| Trust Land Consolidation Fund, Departmental Offices, Interior<br>Fund Resources:                                |                           |     |     |      |  |   |  |                  |   |                                 |                |
| Undisbursed Funds   | 2013-2023                 |     | 014 | 5670 | 000                                      | 4,333,329.20  | -----  | -----            | 3,744,434.05  | -----                           | 588,895.15     |
| <b>Trust Fund Accounts</b>  |                           |     |     |      |  |   |  |                  |   |                                 |                |
| Tribal Trust Fund, Bureau of Trust Funds Administration, Interior<br>Fund Resources:                            |                           |     |     |      |  |   |  |                  |   |                                 |                |
| Undisbursed Funds   | No Year                   |     | 014 | 8030 | 000                                      | 4 0.03  | 1,317,406,864.85   | 354,531,993.77   | 1,671,938,858.65  | -----                           | -----          |
| Unrealized Discount on Investments  |                           |     |     |      |  | -5,966,002.04   | -----  | 453,952.67       | -----   | -----                           | -5,512,049.37  |
| Investments in US Treasury Securities   |                           |     |     |      |  | 659,025,690.30  | -----  | -354,985,946.44  | -----   | -----                           | 304,039,743.86 |
| Subtotal  |                           |     | 014 | 8030 | 000                                      | 653,059,688.29  | 1,317,406,864.85   | -----            | 1,671,938,858.65  | -----                           | 298,527,694.49 |
| Total, Bureau of Trust Fund Administration  |                           |     |     |      |  | 739,237,453.20  | 1,720,455,198.74   | -----            | 2,145,289,421.39  | -----                           | 314,403,230.55 |
| <b>Bureau of Indian Education</b>   |                           |     |     |      |  |   |  |                  |   |                                 |                |
| <b>General Fund Accounts</b>  |                           |     |     |      |  |   |  |                  |   |                                 |                |
| Education Construction, Bureau of Indian Affairs and Bureau of Indian<br>Education, Interior<br>Fund Resources: |                           |     |     |      |  |   |  |                  |   |                                 |                |
| Undisbursed Funds   | No Year                   |     | 014 | 2105 | 000                                      | 685,765,354.51  | 358,352,000.00   | -----            | 235,895,997.95  | -----                           | 808,221,356.56 |
| Operation of Indian Education Programs, Bureau of Indian Education,<br>Interior<br>Fund Resources:              |                           |     |     |      |  |   |  |                  |   |                                 |                |
| Undisbursed Funds   | 2022-2027                 |     | 014 | 2106 | 000                                      | 3,467,684.51  | -----  | -----            | -937,079.76   | -----                           | 4,404,764.27   |
|   | 2023-2025                 |     |     |      |  | -----   | -----  | -----            | -20,125,223.76  | -----                           | 20,125,223.76  |
|   | 2023-2024                 |     |     |      |  | -----   | 1,084,890,234.00   | -----            | 537,609,655.71  | -----                           | 547,280,578.29 |
|   | 2022-2024                 |     |     |      |  | 16,208,330.75   | -----  | -----            | -43,827,418.31  | -----                           | 60,035,749.06  |
|   | 2022-2023                 |     |     |      |  | 452,255,439.14  | -----  | -8,650,002.00    | 391,516,253.26  | -----                           | 52,089,183.88  |
|   | 2021-2023                 |     |     |      |  | 54,345,912.05   | -----  | -----            | 47,383,319.04   | -----                           | 6,962,593.01   |

Footnotes at End of Chapter



## Appropriations, Outlays, and Balances - Continued

| Appropriation or Fund Account<br><br>Title  | Account Symbol            |     |     |      | Balances,<br>Beginning of<br>Fiscal Year | Appropriations<br>and Other<br>Obligational<br>Authority <sup>1</sup> | Transfers<br>Borrowings<br>and<br>Investment<br>(Net) <sup>2</sup> | Outlays<br>(Net) | Balances<br>Withdrawn<br>and Other<br>Transactions <sup>3</sup> | Balances, End<br>of Fiscal Year |
|---|---------------------------|-----|-----|------|--|---|--|------------------|---|---------------------------------|
|   | Period of<br>Availability | ATA | AID | MAIN |  |   |  |                  |   |                                 |
|   | 2021-2022                 |     |     |      | 79,647,624.31                            | -----   | -----  | 60,444,837.06    | -----   | 19,202,787.25                   |
|   | 2020-2022                 |     |     |      | 12,551,312.11                            | -----   | -----  | 9,540,372.79     | -----   | 3,010,939.32                    |
|   | 2020-2021                 |     |     |      | 13,956,900.77                            | -----   | -----  | 5,548,538.84     | -----   | 8,408,361.93                    |
|   | No Year                   |     |     |      | 275,086,793.24                           | -----   | -----  | 106,839,921.14   | -----   | 168,246,872.10                  |
|   | Subtotal                  |     | 014 | 2106 | 907,519,996.88                           | 1,084,890,234.00  | -8,650,002.00  | 1,093,993,176.01 | -----   | 889,767,052.87                  |
| <b>Special Fund Accounts</b>  |                           |     |     |      |  |   |  |                  |   |                                 |
| Operation and Maintenance of Quarters, Bureau of Indian Education,<br>Interior<br>Fund Resources: |                           |     |     |      |  |   |  |                  |   |                                 |
| Undisbursed Funds   | No Year                   |     | 014 | 5621 | 74,921.49                                | 31,822.85   | -----  | 6,867.38         | -----   | 99,876.96                       |
| Total, Bureau of Indian Education   |                           |     |     |      | 1,593,360,272.88                         | 1,443,274,056.85  | -8,650,002.00  | 1,329,896,041.34 | -----   | 1,698,088,286.39                |
| Total,  |                           |     |     |      | 2,513,823,158.28                         | 3,246,548,870.57  | -8,650,002.00  | 3,536,121,485.18 | -----   | 2,215,600,541.67                |
| <b>Land and Minerals Management</b>   |                           |     |     |      |  |   |  |                  |   |                                 |
| <b>Bureau of Land Management</b>  |                           |     |     |      |  |   |  |                  |   |                                 |
| <b>General Fund Accounts</b>  |                           |     |     |      |  |   |  |                  |   |                                 |
| Management of Lands and Resources, Bureau of Land Management<br>Fund Resources:                   |                           |     |     |      |  |   |  |                  |   |                                 |
| Undisbursed Funds   | 2022-2031                 |     | 014 | 1109 | <sup>4</sup> 289,451,846.00              | -----   | -----  | 2,144,108.00     | -----   | 287,307,738.00                  |
|   | 2022-2026                 |     |     |      | <sup>4</sup> 41,069,997.00               | -----   | -----  | 1,374,168.81     | -----   | 39,695,828.19                   |
|   | 2023-2024                 |     |     |      | -----                                    | 1,141,894,000.00  | -----  | 692,078,999.58   | -----   | 449,815,000.42                  |
|   | 2022-2023                 |     |     |      | 400,112,714.12                           | -----   | -----  | 289,322,840.82   | -----   | 110,789,873.30                  |
|   | 2021-2022                 |     |     |      | 110,708,152.52                           | -----   | -----  | 58,703,467.27    | -----   | 52,004,685.25                   |
|   | 2020-2021                 |     |     |      | 60,805,677.16                            | -----   | -----  | 21,622,873.70    | -----   | 39,182,803.46                   |
|   | No Year                   |     |     |      | 332,513,337.84                           | 224,075,000.00  | 7,157,000.00   | 265,346,082.41   | -----   | 298,399,255.43                  |
| Transfer To:  |                           |     |     |      |  |   |  |                  |   |                                 |
| MLR RECO FWS  | 2023-2024                 | 014 | 014 | 1109 | -----                                    | 3,000,000.00  | -----  | 7,035.33         | -----   | 2,992,964.67                    |
|   | 2022-2023                 |     |     |      | 2,120,359.29                             | -----   | -----  | 1,993,114.08     | -----   | 127,245.21                      |
|   | Subtotal                  |     | 014 | 1109 | 1,236,782,083.93                         | 1,368,969,000.00  | 7,157,000.00   | 1,332,592,690.00 | -----   | 1,280,315,393.93                |
| Construction, Bureau of Land Management<br>Fund Resources:  |                           |     |     |      |  |   |  |                  |   |                                 |
| Undisbursed Funds   | No Year                   |     | 014 | 1110 | 10,346.32                                | -----   | -----  | -----            | -----   | 10,346.32                       |
| Oregon and California Grant Lands, Bureau of Land Management<br>Fund Resources:                   |                           |     |     |      |  |   |  |                  |   |                                 |
| Undisbursed Funds   | No Year                   |     | 014 | 1116 | 59,968,369.05                            | 120,334,000.00  | -----  | 119,518,124.20   | -----   | 60,784,244.85                   |
| Cook Inlet Region, Incorporated Property Account, Bureau of Land<br>Management<br>Fund Resources: |                           |     |     |      |  |   |  |                  |   |                                 |
| Undisbursed Funds   | No Year                   |     | 014 | 1118 | 2,376,394.44                             | -----   | -----  | -----            | -----   | 2,376,394.44                    |

Footnotes at End of Chapter

Appropriations, Outlays, and Balances - Continued

| Appropriation or Fund Account<br><br>Title   | Account Symbol            |     |     |      | Balances,<br>Beginning of<br>Fiscal Year | Appropriations<br>and Other<br>Obligational<br>Authority <sup>1</sup> | Transfers<br>Borrowings<br>and<br>Investment<br>(Net) <sup>2</sup> | Outlays<br>(Net) | Balances<br>Withdrawn<br>and Other<br>Transactions <sup>3</sup> | Balances, End<br>of Fiscal Year |                |
|--|---------------------------|-----|-----|------|--|---|--|------------------|---|---------------------------------|----------------|
|  | Period of<br>Availability | ATA | AID | MAIN |  |   |  |                  |   |                                 | SUB            |
| Abandoned Well Remediation Fund, Bureau of Land Management, Interior<br>Fund Resources:<br>Undisbursed Funds   | No Year                   |     | 014 | 2640 | 000                                      | 357,631.00  | -----  | -----            | 305,982.62  | -----                           | 51,648.38      |
| <b>Special Fund Accounts</b>   |                           |     |     |      |  |   |  |                  |   |                                 |                |
| Payments to States from Grazing Receipts, Etc., Public Lands Outside<br>Grazing Districts, Bureau of Land Management<br>Fund Resources:<br>Undisbursed Funds               | No Year                   |     | 014 | 5016 | 000                                      | 1.40  | 847,378.09   | -----            | 847,378.09  | -----                           | 1.40           |
| Service Charges, Deposits and Forfeitures, Bureau of Land Management<br>Fund Resources:<br>Undisbursed Funds   | No Year                   |     | 014 | 5017 | 000                                      | 91,641,426.52   | 71,770,001.16  | -----            | 29,332,265.56   | -----                           | 134,079,162.12 |
| Expenses, Road Maintenance Deposits, Bureau of Land Management<br>Fund Resources:<br>Undisbursed Funds   | No Year                   |     | 014 | 5018 | 000                                      | 8,246,716.90  | 3,262,003.13   | -----            | 3,330,206.00  | -----                           | 8,178,514.03   |
| Payments to States from Grazing Receipts, Etc., Public Lands within<br>Grazing Districts, Bureau of Land Management<br>Fund Resources:<br>Undisbursed Funds                | No Year                   |     | 014 | 5032 | 000                                      | 1.16  | 1,181,999.04   | -----            | 1,181,999.05  | -----                           | 1.15           |
| Land Acquisition, Bureau of Land Management<br>Fund Resources:<br>Undisbursed Funds  | No Year                   |     | 014 | 5033 | 000                                      | 161,365,613.89  | 69,925,517.00  | -----            | 38,441,982.05   | -----                           | 192,849,148.84 |
| Payments to States from Grazing Receipts, Etc., Public Lands within<br>Grazing Districts, Miscellaneous, Bureau of Land Management<br>Fund Resources:<br>Undisbursed Funds | No Year                   |     | 014 | 5044 | 000                                      | 0.20  | 25,192.67  | -----            | 25,192.66   | -----                           | 0.21           |
| Operation and Maintenance of Quarters, Bureau of Land Management<br>Fund Resources:<br>Undisbursed Funds   | No Year                   |     | 014 | 5048 | 000                                      | 2,266,793.53  | 1,023,703.39   | -----            | 531,803.67  | -----                           | 2,758,693.25   |
| Payments to State and County from Clark County, Nevada Land Sales,<br>Bureau of Land Management<br>Fund Resources:<br>Undisbursed Funds                                    | No Year                   |     | 014 | 5129 | 000                                      | 6,722,537.43  | 6,309,000.00   | -----            | 5,949,387.00  | -----                           | 7,082,150.43   |
| Range Improvements, Bureau of Land Management<br>Fund Resources:<br>Undisbursed Funds  | No Year                   |     | 014 | 5132 | 000                                      | 18,867,610.31   | 9,430,000.00   | -----            | 6,689,003.90  | -----                           | 21,608,606.41  |
| Payments to States (Proceeds of Sales), Bureau of Land Management<br>Fund Resources:<br>Undisbursed Funds  | No Year                   |     | 014 | 5133 | 000                                      | 386,332.47  | 99,566.00  | -----            | -----   | -----                           | 485,898.47     |
| Forest Ecosystems Health and Recovery, Bureau of Land Management<br>Fund Resources:<br>Undisbursed Funds   | No Year                   |     | 014 | 5165 | 000                                      | 61,142,156.26   | 44,636,647.64  | -----            | 12,066,704.34   | -----                           | 93,712,099.56  |

Footnotes at End of Chapter

## Appropriations, Outlays, and Balances - Continued

| Appropriation or Fund Account<br><br>Title   | Account Symbol            |     |     |      | Balances,<br>Beginning of<br>Fiscal Year | Appropriations<br>and Other<br>Obligational<br>Authority <sup>1</sup> | Transfers<br>Borrowings<br>and<br>Investment<br>(Net) <sup>2</sup> | Outlays<br>(Net) | Balances<br>Withdrawn<br>and Other<br>Transactions <sup>3</sup> | Balances, End<br>of Fiscal Year |                  |
|--|---------------------------|-----|-----|------|--|---|--|------------------|---|---------------------------------|------------------|
|  | Period of<br>Availability | ATA | AID | MAIN |  |   |  |                  |   |                                 | SUB              |
| Southern Nevada Public Land Management, Bureau of Land Management<br>Fund Resources:   |                           |     |     |      |  |   |  |                  |   |                                 |                  |
| Undisbursed Funds  | No Year                   |     | 014 | 5232 | 000                                      | 10,065,124.44   | 209,703,765.58   | -187,129,706.62  | 27,262,899.40   | -----                           | 5,376,284.00     |
| Transfer To:   |                           |     |     |      |  |   |  |                  |   |                                 |                  |
| Forest Service, Agriculture  | No Year                   | 012 | 014 | 5232 | 011                                      | 17,437,149.88   | -----  | 16,304,161.71    | 5,935,428.49  | -----                           | 27,805,883.10    |
| Southern Nevada Public Land Management, Bureau of<br>Reclamation, Interior   | No Year                   | 014 | 014 | 5232 | 006                                      | 5,963,968.55  | -----  | 10,687,180.00    | 646,333.45  | -----                           | 16,004,815.10    |
| National Park Service, Interior  | No Year                   | 014 | 014 | 5232 | 010                                      | 5,642,012.73  | -----  | 1,860,949.91     | 3,445,026.97  | -----                           | 4,057,935.67     |
| U.S. Fish and Wildlife Service, Interior   | No Year                   | 014 | 014 | 5232 | 016                                      | 5,012,239.94  | -----  | 1,392,415.00     | 1,467,227.28  | -----                           | 4,937,427.66     |
| Unrealized Discount on Investments   |                           |     | 014 | 5232 | 000                                      | -16,031,148.45  | -----  | -25,250,344.68   | -----   | -----                           | -41,281,493.13   |
| Investments in US Treasury Securities  |                           |     |     |      |  | 1,435,286,148.45  | -----  | 182,135,344.68   | -----   | -----                           | 1,617,421,493.13 |
|  |                           |     |     |      | Subtotal                                 | 1,463,375,495.54  | 209,703,765.58   | -----            | 38,756,915.59   | -----                           | 1,634,322,345.53 |
| Timber Sales Pipeline Restoration Fund, Bureau of Land Management<br>Fund Resources:   |                           |     |     |      |  |   |  |                  |   |                                 |                  |
| Undisbursed Funds  | No Year                   |     | 014 | 5249 | 000                                      | 16,634,940.37   | 4,161,882.11   | -----            | 2,270,188.06  | -----                           | 18,526,634.42    |
| Federal Land Disposal Account, Bureau of Land Management<br>Fund Resources:  |                           |     |     |      |  |   |  |                  |   |                                 |                  |
| Undisbursed Funds  | No Year                   |     | 014 | 5260 | 000                                      | 18,692,411.73   | 780,863.04   | -----            | 16,129.85   | -----                           | 19,457,144.92    |
| Use of Receipts from Mineral Leasing Activities on Certain Naval Oil<br>Shale Reserves, Bureau of Land Management<br>Fund Resources: |                           |     |     |      |  |   |  |                  |   |                                 |                  |
| Undisbursed Funds  | No Year                   |     | 014 | 5294 | 000                                      | 3,121.68  | -----  | -----            | -----   | -----                           | 3,121.68         |
| White Pine County Special Account, Bureau of Land Management<br>Fund Resources:  |                           |     |     |      |  |   |  |                  |   |                                 |                  |
| Undisbursed Funds  | No Year                   |     | 014 | 5397 | 000                                      | 22,507.18   | -----  | -----            | 5,919.49  | -----                           | 16,587.69        |
| Recreation Enhancement Fee Program, Bureau of Land Management<br>Fund Resources:   |                           |     |     |      |  |   |  |                  |   |                                 |                  |
| Undisbursed Funds  | No Year                   |     | 014 | 5413 | 000                                      | 42,199,958.58   | 31,098,483.51  | -----            | 31,244,973.30   | -----                           | 42,053,468.79    |
| Lincoln County Land Act, Bureau of Land Management<br>Fund Resources:  |                           |     |     |      |  |   |  |                  |   |                                 |                  |
| Undisbursed Funds  | No Year                   |     | 014 | 5469 | 000                                      | 750,671.03  | 1,159,915.19   | 930,000.00       | 1,338,557.19  | -----                           | 1,502,029.03     |
| Unrealized Discount on Investments   |                           |     |     |      |  | -221,048.56   | -----  | -222,160.17      | -----   | -----                           | -443,208.73      |
| Investments in US Treasury Securities  |                           |     |     |      |  | 29,086,048.56   | -----  | -707,839.83      | -----   | -----                           | 28,378,208.73    |
|  |                           |     |     |      | Subtotal                                 | 29,615,671.03   | 1,159,915.19   | -----            | 1,338,557.19  | -----                           | 29,437,029.03    |
| Title II Projects on Federal Lands, Bureau of Land Management<br>Fund Resources:   |                           |     |     |      |  |   |  |                  |   |                                 |                  |
| Undisbursed Funds  | No Year                   |     | 014 | 5485 | 000                                      | 10,279,575.02   | 2,450,832.42   | -----            | 2,394,591.57  | -----                           | 10,335,815.87    |
| Stewardship Contracting Product Sales, Bureau of Land Management<br>Fund Resources:  |                           |     |     |      |  |   |  |                  |   |                                 |                  |
| Undisbursed Funds  | No Year                   |     | 014 | 5506 | 000                                      | 859,884.20  | 16,388.00  | -----            | 71,349.98   | -----                           | 804,922.22       |

Footnotes at End of Chapter

Appropriations, Outlays, and Balances - Continued

| Appropriation or Fund Account<br><br>Title  | Account Symbol            |     |     |             | Balances,<br>Beginning of<br>Fiscal Year | Appropriations<br>and Other<br>Obligational<br>Authority <sup>1</sup> | Transfers<br>Borrowings<br>and<br>Investment<br>(Net) <sup>2</sup> | Outlays<br>(Net) | Balances<br>Withdrawn<br>and Other<br>Transactions <sup>3</sup> | Balances, End<br>of Fiscal Year |
|---|---------------------------|-----|-----|-------------|--|---|--|------------------|---|---------------------------------|
|   | Period of<br>Availability | ATA | AID | MAIN<br>SUB |  |   |  |                  |   |                                 |
| Washington County, Utah Land Acquisition Account, Bureau of Land Management, Interior<br>Fund Resources:<br>Undisbursed Funds | No Year                   |     | 014 | 5554 000    | 1,227,709.21                             | -----   | -----  | -----            | -----   | 1,227,709.21                    |
| Owyhee Land Acquisition Account, Bureau of Land Management, Interior<br>Fund Resources:<br>Undisbursed Funds                  | No Year                   |     | 014 | 5556 000    | 549,786.70                               | -----   | -----  | -----            | -----   | 549,786.70                      |
| Carson City Special Account, Bureau of Land Management, Interior<br>Fund Resources:<br>Undisbursed Funds                      | No Year                   |     | 014 | 5558 000    | 75,476.75                                | -----   | -----  | 1,631.47         | -----   | 73,845.28                       |
| Silver Saddle Endowment Account, Bureau of Land Management, Interior<br>Fund Resources:<br>Undisbursed Funds                  | No Year                   |     | 014 | 5559 000    | 359,497.86                               | -----   | -----  | 3,754.43         | -----   | 355,743.43                      |
| State Share, Carson City Land Sales, Bureau of Land Management, Interior<br>Fund Resources:<br>Undisbursed Funds              | No Year                   |     | 014 | 5561 000    | 201.15                                   | -----   | -----  | -----            | -----   | 201.15                          |
| Permit Processing Fund, Bureau of Land Management<br>Fund Resources:<br>Undisbursed Funds                                     | No Year                   |     | 014 | 5573 000    | 122,205,591.25                           | 50,258,586.21   | -----  | 32,230,268.46    | -----   | 140,233,909.00                  |
| Transfer To:  |                           |     |     |             |  |   |  |                  |   |                                 |
| Forest Service, Department of Agriculture   | No Year                   | 012 | 014 | 5573 011    | 986,754.16                               | 500,000.00  | -----  | 493,589.54       | -----   | 993,164.62                      |
| U.S. Fish and Wildlife Service, Interior  | No Year                   | 014 | 014 | 5573 016    | 1,571,244.07                             | 1,200,000.00  | -----  | 1,731,305.76     | -----   | 1,039,938.31                    |
| Environmental Protection Agency   | No Year                   | 068 | 014 | 5573 000    | 162,339.13                               | 300,000.00  | -----  | 368,629.05       | -----   | 93,710.08                       |
| Subtotal  |                           |     | 014 | 5573 000    | 124,925,928.61                           | 52,258,586.21   | -----  | 34,823,792.81    | -----   | 142,360,722.01                  |
| Geothermal Steam Implementation Fund<br>Fund Resources:<br>Undisbursed Funds  | No Year                   |     | 014 | 5575 000    | 32,372.40                                | -----   | 9,189.56   | -----            | -----   | 41,561.96                       |
| Transfer To:  |                           |     |     |             |  |   |  |                  |   |                                 |
| Forest Service, Agriculture   | No Year                   | 012 | 014 | 5575 011    | 9,189.56                                 | -----   | -9,189.56  | -----            | -----   | -----                           |
| Subtotal  |                           |     | 014 | 5575 000    | 41,561.96                                | -----   | -----  | -----            | -----   | 41,561.96                       |
| Naval Petroleum Reserve Numbered 2 Lease Revenue Account<br>Fund Resources:<br>Undisbursed Funds                              | No Year                   |     | 014 | 5576 000    | 480,983.25                               | 5,066.00  | -----  | 21,789.36        | -----   | 464,259.89                      |
| Ojito Land Acquisition, Interior<br>Fund Resources:<br>Undisbursed Funds  | No Year                   |     | 014 | 5612 000    | 382,000.00                               | -----   | -----  | -----            | -----   | 382,000.00                      |
| Payments to Counties, Oregon and California Grant Lands, Bureau of Land Management<br>Fund Resources:<br>Undisbursed Funds    | No Year                   |     | 014 | 5884 000    | 4,504,876.17                             | 26,966,260.74   | -----  | 25,429,183.74    | -----   | 6,041,953.17                    |

Footnotes at End of Chapter

## Appropriations, Outlays, and Balances - Continued

| Appropriation or Fund Account<br><br>Title  | Account Symbol            |     |     |      | Balances,<br>Beginning of<br>Fiscal Year | Appropriations<br>and Other<br>Obligational<br>Authority <sup>1</sup> | Transfers<br>Borrowings<br>and<br>Investment<br>(Net) <sup>2</sup> | Outlays<br>(Net)         | Balances<br>Withdrawn<br>and Other<br>Transactions <sup>3</sup> | Balances, End<br>of Fiscal Year |
|---|---------------------------|-----|-----|------|--|---|--|--------------------------|---|---------------------------------|
|   | Period of<br>Availability | ATA | AID | MAIN |  |   |  |                          |   |                                 |
| Payments to Counties, National Grasslands, Bureau of Land Management<br>Fund Resources:<br>Undisbursed Funds  | No Year                   |     | 014 | 5896 | 000                                      | 186,724.74  | 485,366.76   | -----<br>461,961.76      | -----   | 210,129.74                      |
| Payments to Coos and Douglas Counties, Oregon, from Receipts, Coos Bay<br>Wagon Road Grant Lands, Bureau of Land Management<br>Fund Resources:<br>Undisbursed Funds | No Year                   |     | 014 | 5898 | 000                                      | 4,216,765.04  | 220,043.07   | -----<br>207,501.07      | -----   | 4,229,307.04                    |
| <b>Public Enterprise Funds</b>  |                           |     |     |      |  |   |  |                          |   |                                 |
| Helium Fund, Bureau of Land Management<br>Fund Resources:<br>Undisbursed Funds  | No Year                   |     | 014 | 4053 | 000                                      | 102,237,717.57  | -----  | -----<br>-47,603,915.45  | \$ 40,000,000.00  | 109,841,633.02                  |
| <b>Intragovernmental Funds</b>  |                           |     |     |      |  |   |  |                          |   |                                 |
| Working Capital Fund, Bureau of Land Management<br>Fund Resources:<br>Undisbursed Funds   | No Year                   |     | 014 | 4525 | 000                                      | 262,410,534.42  | -----  | 400.00<br>-15,868,604.52 | -----   | 278,279,538.94                  |
| Funds Held Outside the Treasury   |                           |     |     |      |  | 39,926.00   | -----  | -400.00<br>-----         | -----   | 39,526.00                       |
|   |                           |     |     |      |  | Subtotal  | 014  | 4525                     | 000   | 262,450,460.42                  |
| <b>Trust Fund Accounts</b>  |                           |     |     |      |  |   |  |                          |   |                                 |
| Land and Resources Management Trust Fund, Bureau of Land Management<br>Fund Resources:<br>Undisbursed Funds   | No Year                   |     | 014 | 8069 | 000                                      | 93,663,607.72   | 23,066,199.10  | -----<br>22,956,645.91   | -----   | 93,773,160.91                   |
| Total, Bureau of Land Management  |                           |     |     |      |  | 3,827,120,877.29  | 2,050,187,659.85   | 7,157,000.00             | 1,647,345,084.75  | 40,000,000.00                   |
| <b>Bureau of Ocean Energy Management</b>  |                           |     |     |      |  |   |  |                          |   |                                 |
| <b>General Fund Accounts</b>  |                           |     |     |      |  |   |  |                          |   |                                 |
| Ocean Energy Management, Bureau of Ocean Energy Management, Interior<br>Fund Resources:<br>Undisbursed Funds  | 2022-2026                 |     | 014 | 1917 | 000                                      | \$ 40,770,580.00  | -----  | -----<br>186,368.54      | -----   | 40,584,211.46                   |
|   | 2023-2024                 |     |     |      |  | -----   | 182,960,000.00   | -----<br>120,369,148.62  | -----   | 62,590,851.38                   |
|   | 2022-2023                 |     |     |      |  | 57,853,354.39   | -----  | -----<br>37,723,379.63   | -----   | 20,129,974.76                   |
|   | 2021-2022                 |     |     |      |  | 10,734,486.16   | -----  | -----<br>7,124,675.46    | -----   | 3,609,810.70                    |
|   | 2020-2021                 |     |     |      |  | 7,029,701.92  | -----  | -----<br>2,313,730.61    | -----   | 4,715,971.31                    |
|   | 2019-2020                 |     |     |      |  | 2,207,653.32  | -----  | -----<br>626,281.25      | -----   | 1,581,372.07                    |
|   | 2018-2019                 |     |     |      |  | 2,129,743.55  | -----  | -----<br>833,313.79      | -----   | 1,296,429.76                    |
|   | 2017-2018                 |     |     |      |  | 363,886.69  | -----  | -----<br>-----           | 363,886.69  | -----                           |
|   | No Year                   |     |     |      |  | 103,272,126.16  | 439,504.00   | -----<br>6,058,526.83    | -----   | 97,653,103.33                   |
|   | Subtotal                  |     | 014 | 1917 | 000                                      | 224,361,532.19  | 183,399,504.00   | -----<br>175,235,424.73  | 363,886.69  | 232,161,724.77                  |
| Total, Bureau of Ocean Energy Management  |                           |     |     |      |  | 224,361,532.19  | 183,399,504.00   | -----<br>175,235,424.73  | 363,886.69  | 232,161,724.77                  |
| <b>Office of Surface Mining Reclamation and Enforcement</b>   |                           |     |     |      |  |   |  |                          |   |                                 |

Footnotes at End of Chapter

Appropriations, Outlays, and Balances - Continued

| Appropriation or Fund Account<br><br>Title   | Account Symbol            |     |     |      | Balances,<br>Beginning of<br>Fiscal Year | Appropriations<br>and Other<br>Obligational<br>Authority <sup>1</sup> | Transfers<br>Borrowings<br>and<br>Investment<br>(Net) <sup>2</sup> | Outlays<br>(Net) | Balances<br>Withdrawn<br>and Other<br>Transactions <sup>3</sup> | Balances, End<br>of Fiscal Year |                   |
|--|---------------------------|-----|-----|------|--|---|--|------------------|---|---------------------------------|-------------------|
|  | Period of<br>Availability | ATA | AID | MAIN |  |   |  |                  |   |                                 | SUB               |
| <b>General Fund Accounts</b>   |                           |     |     |      |  |   |  |                  |   |                                 |                   |
| Regulation and Technology, Office of Surface Mining Reclamation and Enforcement<br>Fund Resources:                         |                           |     |     |      |  |   |  |                  |   |                                 |                   |
| Undisbursed Funds  | 2023-2024                 |     | 014 | 1801 | 000                                      | -----   | 121,026,000.00   | -----            | 44,142,228.30   | -----                           | 76,883,771.70     |
|  | 2022-2023                 |     |     |      |  | 69,650,824.79   | -----  | -----            | 59,820,560.72   | -----                           | 9,830,264.07      |
|  | 2021-2022                 |     |     |      |  | 9,624,298.41  | -----  | -----            | 6,255,599.80  | -----                           | 3,368,698.61      |
|  | 2020-2021                 |     |     |      |  | 1,823,276.10  | -----  | -----            | 160,192.29  | -----                           | 1,663,083.81      |
|  | 2019-2020                 |     |     |      |  | 4,484,716.01  | -----  | -----            | 589,116.56  | -----                           | 3,895,599.45      |
|  | 2018-2019                 |     |     |      |  | 6,006,956.95  | -----  | -----            | 7.88  | -----                           | 6,006,949.07      |
|  | 2017-2018                 |     |     |      |  | 3,425,664.91  | -----  | -----            | -173,332.11   | 3,598,997.02                    | -----             |
|  | No Year                   |     |     |      |  | 1,220,236.26  | 35,758.05  | -----            | 35,758.05   | -----                           | 1,220,236.26      |
|  | Subtotal                  |     | 014 | 1801 | 000                                      | 96,235,973.43   | 121,061,758.05   | -----            | 110,830,131.49  | 3,598,997.02                    | 102,868,602.97    |
| Payments in Lieu of Coal Fee Receipts, Office of Surface Mining Reclamation and Enforcement<br>Fund Resources:             |                           |     |     |      |  |   |  |                  |   |                                 |                   |
| Undisbursed Funds  | No Year                   |     | 014 | 1803 | 000                                      | 296,532,558.99  | 29,654,231.00  | -----            | 56,904,169.58   | -----                           | 269,282,620.41    |
| Supplemental Payments to UMWA Health Plans, Office of Surface Mining Reclamation and Enforcement<br>Fund Resources:        |                           |     |     |      |  |   |  |                  |   |                                 |                   |
| Undisbursed Funds  | No Year                   |     | 014 | 1804 | 000                                      | -----   | 718,553,308.00   | -----            | 718,553,308.00  | -----                           | -----             |
| <b>Special Fund Accounts</b>   |                           |     |     |      |  |   |  |                  |   |                                 |                   |
| Abandoned Mine Reclamation Fund, Office of Surface Mining Reclamation and Enforcement<br>Fund Resources:                   |                           |     |     |      |  |   |  |                  |   |                                 |                   |
| Undisbursed Funds  | No Year                   |     | 014 | 5015 | 000                                      | 19,943,746.08   | 804,741,656.66   | -214,623,751.33  | 580,107,470.88  | -----                           | 29,954,180.53     |
| Unrealized Discount on Investments   |                           |     |     |      |  | -15,934,831.67  | -----  | -69,483,102.87   | -----   | -----                           | -85,417,934.54    |
| Investments in US Treasury Securities  |                           |     |     |      |  | 14,378,517,396.62   | -----  | 284,106,854.20   | -----   | -----                           | 14,662,624,250.82 |
|  | Subtotal                  |     | 014 | 5015 | 000                                      | 14,382,526,311.03   | 804,741,656.66   | 0.00             | 580,107,470.88  | -----                           | 14,607,160,496.81 |
| Regulation and Technology, Civil Penalties, Office of Surface Mining Reclamation and Enforcement<br>Fund Resources:        |                           |     |     |      |  |   |  |                  |   |                                 |                   |
| Undisbursed Funds  | No Year                   |     | 014 | 5063 | 000                                      | 1,317,883.04  | 452,933.29   | -----            | -----   | -----                           | 1,770,816.33      |
| Total, Office of Surface Mining Reclamation and Enforcement  |                           |     |     |      |  | 14,776,612,726.49   | 1,674,463,887.00   | 0.00             | 1,466,395,079.95  | 3,598,997.02                    | 14,981,082,536.52 |
| <b>Bureau of Safety and Environmental Enforcement</b>  |                           |     |     |      |  |   |  |                  |   |                                 |                   |
| <b>General Fund Accounts</b>   |                           |     |     |      |  |   |  |                  |   |                                 |                   |
| Offshore Safety and Environmental Enforcement, Bureau of Safety and Environmental Enforcement, Interior<br>Fund Resources: |                           |     |     |      |  |   |  |                  |   |                                 |                   |
| Undisbursed Funds  | 2023-2024                 |     | 014 | 1700 | 000                                      | -----   | 153,886,000.00   | -----            | 105,906,454.91  | -----                           | 47,979,545.09     |
|  | 2022-2023                 |     |     |      |  | 42,104,827.69   | -----  | -----            | 30,614,111.47   | -----                           | 11,490,716.22     |
|  | 2021-2022                 |     |     |      |  | 4,162,727.03  | -----  | -----            | 3,179,116.05  | -----                           | 983,610.98        |

Footnotes at End of Chapter

## Appropriations, Outlays, and Balances - Continued

| Appropriation or Fund Account<br><br>Title   | Account Symbol            |     |     |      | Balances,<br>Beginning of<br>Fiscal Year | Appropriations<br>and Other<br>Obligational<br>Authority <sup>1</sup> | Transfers<br>Borrowings<br>and<br>Investment<br>(Net) <sup>2</sup> | Outlays<br>(Net) | Balances<br>Withdrawn<br>and Other<br>Transactions <sup>3</sup> | Balances, End<br>of Fiscal Year |                   |
|--|---------------------------|-----|-----|------|--|---|--|------------------|---|---------------------------------|-------------------|
|  | Period of<br>Availability | ATA | AID | MAIN |  |   |  |                  |   |                                 | SUB               |
|  | 2020-2021                 |     |     |      | 1,320,638.40                             | -----   | -----  | 392,758.07       | -----   | 927,880.33                      |                   |
|  | 2019-2020                 |     |     |      | 839,371.32                               | -----   | -----  | 87.97            | -----   | 839,283.35                      |                   |
|  | 2018-2019                 |     |     |      | 547,254.74                               | -----   | -----  | -10,582.20       | -----   | 557,836.94                      |                   |
|  | 2017-2018                 |     |     |      | 516,926.21                               | -----   | -----  | -----            | 516,926.21  | -----                           |                   |
|  | No Year                   |     |     |      | 118,184,149.84                           | 5,390,957.10  | -----  | 11,286,424.61    | -----   | 112,288,682.33                  |                   |
|  | Subtotal                  |     | 014 | 1700 | 000                                      | 167,675,895.23  | 159,276,957.10   | -----            | 151,368,370.88  | 516,926.21                      | 175,067,555.24    |
| Oil Spill Research, Bureau of Safety and Environmental Enforcement<br>Fund Resources:              |                           |     |     |      |  |   |  |                  |   |                                 |                   |
| Undisbursed Funds  | No Year                   |     | 014 | 1920 | 000                                      | 67,048.99   | -----  | -----            | 25,374.75   | -----                           | 41,674.24         |
| <b>Trust Fund Accounts</b>   |                           |     |     |      |  |   |  |                  |   |                                 |                   |
| Oil Spill Research, Bureau of Safety and Environmental Enforcement,<br>Interior<br>Fund Resources: |                           |     |     |      |  |   |  |                  |   |                                 |                   |
| Undisbursed Funds  | No Year                   |     | 014 | 8370 | 000                                      | 31,621,700.46   | 15,099,000.00  | -----            | 14,320,379.15   | -----                           | 32,400,321.31     |
| Total, Bureau of Safety and Environmental Enforcement  |                           |     |     |      |  | 199,364,644.68  | 174,375,957.10   | -----            | 165,714,124.78  | 516,926.21                      | 207,509,550.79    |
| Total, Land and Minerals Management  |                           |     |     |      |  | 19,027,459,780.65   | 4,082,427,007.95   | 7,157,000.00     | 3,454,689,714.21  | 44,479,809.92                   | 19,617,874,264.47 |
| <b>Water and Science</b>   |                           |     |     |      |  |   |  |                  |   |                                 |                   |
| <b>Bureau of Reclamation</b>   |                           |     |     |      |  |   |  |                  |   |                                 |                   |
| <b>General Fund Accounts</b>   |                           |     |     |      |  |   |  |                  |   |                                 |                   |
| Loan Program, Liquidating Account, Bureau of Reclamation, Interior<br>Fund Resources:              |                           |     |     |      |  |   |  |                  |   |                                 |                   |
| Undisbursed Funds  | No Year                   |     | 014 | 0667 | 000                                      | -----   | -----  | -----            | -508,304.74   | <sup>5</sup> 508,304.74         | -----             |
| Water and Related Resources, Bureau of Reclamation, Interior<br>Fund Resources:                    |                           |     |     |      |  |   |  |                  |   |                                 |                   |
| Undisbursed Funds  | 2022-2031                 |     | 014 | 0680 | 000                                      | 575,000,000.00  | -----  | -----            | -----   | -----                           | 575,000,000.00    |
|  | 2022-2026                 |     |     |      |  | 4,012,500,000.00  | -----  | -----            | 96,909,522.40   | -----                           | 3,915,590,477.60  |
|  | 2023                      |     |     |      |  | -----   | -----  | -----            | -448,142.46   | -----                           | 448,142.46        |
|  | 2022                      |     |     |      |  | 486,873.27  | -----  | -----            | 486,873.27  | -----                           | -----             |
|  | 2020-2021                 |     |     |      |  | 216,102.76  | -----  | -----            | 121,537.16  | -----                           | 94,565.60         |
|  | No Year                   |     |     |      |  | 5,197,820,940.05  | 2,668,368,881.73   | 191,245,992.27   | 1,751,291,809.08  | -----                           | 6,306,144,004.97  |
| Funds Held Outside the Treasury  |                           |     |     |      |  | 1,200.00  | -----  | -----            | -----   | -----                           | 1,200.00          |
|  | Subtotal                  |     | 014 | 0680 | 000                                      | 9,786,025,116.08  | 2,668,368,881.73   | 191,245,992.27   | 1,848,361,599.45  | -----                           | 10,797,278,390.63 |
| Water and Related Resources - Recovery Act, Bureau of Reclamation,<br>Interior<br>Fund Resources:  |                           |     |     |      |  |   |  |                  |   |                                 |                   |
| Undisbursed Funds  | No Year                   |     | 014 | 0681 | 000                                      | 462,484.60  | -----  | -----            | -----   | -----                           | 462,484.60        |
| Bureau of Reclamation Loans Program Account, Bureau of Reclamation,<br>Interior<br>Fund Resources: |                           |     |     |      |  |   |  |                  |   |                                 |                   |
| Undisbursed Funds  | No Year                   |     | 014 | 0685 | 000                                      | 3,946.64  | 196,604.00   | -----            | 197,018.47  | -----                           | 3,532.17          |

Footnotes at End of Chapter

Appropriations, Outlays, and Balances - Continued

| Appropriation or Fund Account<br><br>Title   | Account Symbol            |     |     |      | Balances,<br>Beginning of<br>Fiscal Year | Appropriations<br>and Other<br>Obligational<br>Authority <sup>1</sup> | Transfers<br>Borrowings<br>and<br>Investment<br>(Net) <sup>2</sup> | Outlays<br>(Net) | Balances<br>Withdrawn<br>and Other<br>Transactions <sup>3</sup> | Balances, End<br>of Fiscal Year |                |
|--|---------------------------|-----|-----|------|--|---|--|------------------|---|---------------------------------|----------------|
|  | Period of<br>Availability | ATA | AID | MAIN |  |   |  |                  |   |                                 | SUB            |
| California Bay-Delta Restoration, Bureau of Reclamation, Interior<br>Fund Resources:<br>Undisbursed Funds  | No Year                   |     | 014 | 0687 | 000                                      | 80,130,123.63   | 33,000,000.00  | -----            | 43,635,741.95   | -----                           | 69,494,381.68  |
| Taos Settlement Fund, Bureau of Reclamation, Interior<br>Fund Resources:<br>Undisbursed Funds  | No Year                   |     | 014 | 2638 | 000                                      | 15,981,067.43   | -----  | -----            | 2,776,874.58  | -----                           | 13,204,192.85  |
| <b>Special Fund Accounts</b>   |                           |     |     |      |  |   |  |                  |   |                                 |                |
| Operation and Maintenance of Quarters, Bureau of Reclamation, Interior<br>Fund Resources:<br>Undisbursed Funds   | No Year                   |     | 014 | 5053 | 000                                      | 1,236,347.00  | 310,899.21   | -----            | 216,801.37  | -----                           | 1,330,444.84   |
| Operation, Maintenance, and Replacement of Project Works, North Platte<br>Project (Gering and Fort Laramie, Goshen, and Pathfinder Irrigation<br>Districts), Bureau of Reclamation<br>Fund Resources:<br>Undisbursed Funds | No Year                   |     | 014 | 5058 | 000                                      | 46,250.09   | 1,823.74   | -----            | -----   | -----                           | 48,073.83      |
| Policy and Administration, Bureau of Reclamation, Interior<br>Fund Resources:<br>Undisbursed Funds   | 2023-2024                 |     | 014 | 5065 | 000                                      | -----   | 65,079,000.00  | -----            | 53,484,774.92   | -----                           | 11,594,225.08  |
|  | 2022-2023                 |     |     |      |  | 19,551,470.89   | -----  | -----            | 16,632,996.60   | -----                           | 2,918,474.29   |
|  | 2021-2022                 |     |     |      |  | 990,765.00  | -----  | -----            | 177,546.22  | -----                           | 813,218.78     |
|  | 2020-2021                 |     |     |      |  | 2,712,598.39  | -----  | -----            | 1,793,348.11  | -----                           | 919,250.28     |
|  | 2019-2020                 |     |     |      |  | 628,327.67  | -----  | -----            | 21,558.05   | -----                           | 606,769.62     |
|  | 2018-2019                 |     |     |      |  | 335,674.12  | -----  | -----            | -114.75   | -----                           | 335,788.87     |
|  | 2017-2018                 |     |     |      |  | 395,822.17  | -----  | -----            | -----   | 395,822.17                      | -----          |
|  | No Year                   |     |     |      |  | 4,628,430.97  | -----  | -----            | -2,508.00   | -----                           | 4,630,938.97   |
|  | Subtotal                  |     | 014 | 5065 | 000                                      | 29,243,089.21   | 65,079,000.00  | -----            | 72,107,601.15   | 395,822.17                      | 21,818,665.89  |
| Payments to Local Units, Klamath Reclamation Area, Bureau of<br>Reclamation<br>Fund Resources:<br>Undisbursed Funds  | No Year                   |     | 014 | 5103 | 000                                      | 1.41  | -----  | -----            | -----   | -----                           | 1.41           |
| Recreation Enhancement Fee Program, Bureau of Reclamation<br>Fund Resources:<br>Undisbursed Funds  | No Year                   |     | 014 | 5109 | 000                                      | 3,360,289.87  | 1,217,819.34   | -----            | 1,157,182.12  | -----                           | 3,420,927.09   |
| Central Valley Project Restoration Fund, Bureau of Reclamation<br>Fund Resources:<br>Undisbursed Funds   | No Year                   |     | 014 | 5173 | 000                                      | 104,586,012.35  | 41,068,643.23  | -----            | 35,174,858.43   | -----                           | 110,479,797.15 |
| Water and Related Resources, Reclamation Fund, Bureau of Reclamation<br>Fund Resources:<br>Undisbursed Funds   | No Year                   |     | 014 | 5430 | 000                                      | -----   | 648,192.00   | -295,118.27      | -----   | 353,073.73                      | -----          |
| San Gabriel Basin Restoration Fund, Bureau of Reclamation<br>Fund Resources:<br>Undisbursed Funds  | No Year                   |     | 014 | 5483 | 000                                      | 9,994,482.26  | 10,000,000.00  | -----            | 19,745,446.56   | -----                           | 249,035.70     |

Footnotes at End of Chapter



## Appropriations, Outlays, and Balances - Continued

| Appropriation or Fund Account<br><br>Title   | Account Symbol            |     |     |      | Balances,<br>Beginning of<br>Fiscal Year | Appropriations<br>and Other<br>Obligational<br>Authority <sup>1</sup> | Transfers<br>Borrowings<br>and<br>Investment<br>(Net) <sup>2</sup> | Outlays<br>(Net)       | Balances<br>Withdrawn<br>and Other<br>Transactions <sup>3</sup> | Balances, End<br>of Fiscal Year    |                   |
|--|---------------------------|-----|-----|------|--|---|--|------------------------|---|------------------------------------|-------------------|
|  | Period of<br>Availability | ATA | AID | MAIN |  |   |  |                        |   |                                    | SUB               |
| San Joaquin River Restoration Fund, Bureau of Reclamation, Interior<br>Fund Resources:<br>Undisbursed Funds                | No Year                   |     | 014 | 5537 | 000                                      | 261,005,518.98  | 15,962,229.29  | -----<br>623,884.43    | -----   | 276,343,863.84                     |                   |
| Reclamation Water Settlements Fund, Bureau of Reclamation, Interior<br>Fund Resources:<br>Undisbursed Funds                | No Year                   |     | 014 | 5593 | 000                                      | 50,590,381.04   | 140,905,037.02   | -55,405,037.02         | -----<br>19,869,595.65  | -----<br>116,220,785.39            |                   |
| Unrealized Discount on Investments   |                           |     |     |      | -60,971.20                               | -----   | -4,953,096.44  | -----                  | -----   | -5,014,067.64                      |                   |
| Investments in US Treasury Securities  |                           |     |     |      | 443,714,034.03                           | -----   | 60,358,133.46  | -----                  | -----   | 504,072,167.49                     |                   |
| Subtotal   |                           |     | 014 | 5593 | 000                                      | 494,243,443.87  | 140,905,037.02   | -----<br>19,869,595.65 | -----   | 615,278,885.24                     |                   |
| Aging Infrastructure Account, Bureau of Reclamation, Interior<br>Fund Resources:<br>Undisbursed Funds                      | No Year                   |     | 014 | 5624 | 000                                      | 201,394,550.70  | 739,500,000.00   | -----<br>20,149,197.59 | -----   | 920,745,353.11                     |                   |
| Colorado River Dam Fund, Boulder Canyon Project, Bureau of Reclamation<br>Fund Resources:<br>Undisbursed Funds             | No Year                   |     | 014 | 5656 | 000                                      | 97,923,366.19   | 85,164,353.40  | -----<br>83,083,392.89 | -----<br><sup>5</sup> 627,450.99                                | 99,376,875.71                      |                   |
| Blackfeet Water Settlement Implementation Fund, Bureau of Reclamation,<br>Interior<br>Fund Resources:<br>Undisbursed Funds | No Year                   |     | 014 | 5668 | 000                                      | -----   | 9,937,989.76   | -9,917,989.76          | -----   | -----<br>20,000.00                 |                   |
| Investments in US Treasury Securities  |                           |     |     |      | 210,197,042.70                           | -----   | 9,917,989.76   | -----                  | -----   | 220,115,032.46                     |                   |
| Subtotal   |                           |     | 014 | 5668 | 000                                      | 210,197,042.70  | 9,937,989.76   | -----                  | -----   | 220,135,032.46                     |                   |
| <b>Public Enterprise Funds</b>   |                           |     |     |      |  |   |  |                        |   |                                    |                   |
| Lower Colorado River Basin Development Fund, Bureau of Reclamation<br>Fund Resources:<br>Undisbursed Funds                 | No Year                   |     | 014 | 4079 | 000                                      | 1,910,000.00  | 7,587,000.00   | 21,278,715.95          | 28,359,023.81   | -----<br><sup>5</sup> 6,692.14     | 2,410,000.00      |
| Investments in US Treasury Securities  |                           |     |     |      | 427,493,830.69                           | -----   | 41,446,284.05  | -----                  | -----   | 468,940,114.74                     |                   |
| Subtotal   |                           |     | 014 | 4079 | 000                                      | 429,403,830.69  | 7,587,000.00   | 62,725,000.00          | 28,359,023.81   | 6,692.14                           | 471,350,114.74    |
| Upper Colorado River Basin Fund, Bureau of Reclamation<br>Fund Resources:<br>Undisbursed Funds                             | No Year                   |     | 014 | 4081 | 000                                      | 432,881,238.46  | 21,400,000.00  | 49,126.00              | 43,362,123.67   | -----<br><sup>5</sup> 6,617,449.18 | 404,350,791.61    |
| <b>Intragovernmental Funds</b>   |                           |     |     |      |  |   |  |                        |   |                                    |                   |
| Working Capital Fund, Bureau of Reclamation<br>Fund Resources:<br>Undisbursed Funds  | No Year                   |     | 014 | 4524 | 000                                      | 130,562,905.16  | -----  | -----                  | -21,628,124.26  | -----                              | 152,191,029.42    |
| <b>Trust Fund Accounts</b>   |                           |     |     |      |  |   |  |                        |   |                                    |                   |
| Reclamation Trust Funds, Bureau of Reclamation<br>Fund Resources:<br>Undisbursed Funds                                     | No Year                   |     | 014 | 8070 | 000                                      | 1,344,313.69  | 327,648.01   | -----                  | 325,365.53  | -----                              | 1,346,596.17      |
| Total, Bureau of Reclamation   |                           |     |     |      |  | 12,290,025,421.01   | 3,840,676,120.73   | 253,725,000.00         | 2,197,009,278.65  | 8,508,792.95                       | 14,178,908,470.14 |

Footnotes at End of Chapter

**Appropriations, Outlays, and Balances - Continued**

| Appropriation or Fund Account<br><br>Title  | Account Symbol            |     |     |      | Balances,<br>Beginning of<br>Fiscal Year | Appropriations<br>and Other<br>Obligational<br>Authority <sup>1</sup> | Transfers<br>Borrowings<br>and<br>Investment<br>(Net) <sup>2</sup> | Outlays<br>(Net) | Balances<br>Withdrawn<br>and Other<br>Transactions <sup>3</sup> | Balances, End<br>of Fiscal Year |                |
|---|---------------------------|-----|-----|------|--|---|--|------------------|---|---------------------------------|----------------|
|   | Period of<br>Availability | ATA | AID | MAIN |  |   |  |                  |   |                                 | SUB            |
| <b>Central Utah Project</b>   |                           |     |     |      |  |   |  |                  |   |                                 |                |
| <b>General Fund Accounts</b>  |                           |     |     |      |  |   |  |                  |   |                                 |                |
| Central Utah Project Completion Account, Interior<br>Fund Resources:                  |                           |     |     |      |  |   |  |                  |   |                                 |                |
| Undisbursed Funds   | 2023-2024                 |     | 014 | 0787 | 000                                      | -----   | 1,600,000.00   | -----            | 1,382,890.50  | -----                           | 217,109.50     |
|   | 2022-2023                 |     |     |      |  | 172,789.93  | -----  | -----            | 171,115.41  | -----                           | 1,674.52       |
|   | 2021-2022                 |     |     |      |  | 10.99   | -----  | -----            | -----   | -----                           | 10.99          |
|   | 2020-2021                 |     |     |      |  | 16,814.36   | -----  | -----            | -----   | -----                           | 16,814.36      |
|   | 2018-2019                 |     |     |      |  | 2.06  | -----  | -----            | -----   | -----                           | 2.06           |
|   | No Year                   |     |     |      |  | 1,853,506.56  | 16,400,000.00  | -----            | 16,333,367.82   | -----                           | 1,920,138.74   |
|   | Subtotal                  |     | 014 | 0787 | 000                                      | 2,043,123.90  | 18,000,000.00  | -----            | 17,887,373.73   | -----                           | 2,155,750.17   |
| <b>Special Fund Accounts</b>  |                           |     |     |      |  |   |  |                  |   |                                 |                |
| Utah Reclamation Mitigation and Conservation Account, Interior<br>Fund Resources:     |                           |     |     |      |  |   |  |                  |   |                                 |                |
| Undisbursed Funds   | No Year                   |     | 014 | 5174 | 000                                      | 30,748,650.62   | 12,232,527.54  | -3,484,830.41    | 11,608,082.45   | -----                           | 27,888,265.30  |
| Unrealized Discount on Investments  |                           |     |     |      |  | -68,725.85  | -----  | -1,329,595.01    | -----   | -----                           | -1,398,320.86  |
| Investments in US Treasury Securities   |                           |     |     |      |  | 122,194,984.82  | -----  | 4,814,425.42     | -----   | -----                           | 127,009,410.24 |
|   | Subtotal                  |     | 014 | 5174 | 000                                      | 152,874,909.59  | 12,232,527.54  | -----            | 11,608,082.45   | -----                           | 153,499,354.68 |
| Total, Central Utah Project   |                           |     |     |      |  | 154,918,033.49  | 30,232,527.54  | -----            | 29,495,456.18   | -----                           | 155,655,104.85 |
| <b>United States Geological Survey</b>  |                           |     |     |      |  |   |  |                  |   |                                 |                |
| <b>General Fund Accounts</b>  |                           |     |     |      |  |   |  |                  |   |                                 |                |
| Surveys, Investigations, and Research, Geological Survey, Interior<br>Fund Resources: |                           |     |     |      |  |   |  |                  |   |                                 |                |
| Undisbursed Funds   | 2022-2031                 |     | 014 | 0804 | 000                                      | 23,500,000.00   | -----  | -----            | 876,229.55  | -----                           | 22,623,770.45  |
|   | 2023-2025                 |     |     |      |  | -----   | 68,655,000.00  | -----            | 7,565,766.46  | -----                           | 61,089,233.54  |
|   | 2023-2024                 |     |     |      |  | -----   | 1,330,154,000.00   | -----            | 899,851,957.95  | -----                           | 430,302,042.05 |
|   | 2022-2024                 |     |     |      |  | 66,187,109.34   | -----  | -----            | 24,627,862.46   | -----                           | 41,559,246.88  |
|   | 2023                      |     |     |      |  | -----   | -----  | -----            | -245,559.63   | -----                           | 245,559.63     |
|   | 2022-2023                 |     |     |      |  | 376,211,405.53  | -----  | -----            | 290,123,583.81  | -----                           | 86,087,821.72  |
|   | 2021-2023                 |     |     |      |  | 21,791.97   | -----  | -----            | 19,785.44   | -----                           | 2,006.53       |
|   | 2022                      |     |     |      |  | -5,632,355.37   | -----  | -----            | -5,639,886.63   | -----                           | 7,531.26       |
|   | 2021-2022                 |     |     |      |  | 90,043,374.19   | -----  | -----            | 66,909,150.48   | -----                           | 23,134,223.71  |
|   | 2020-2022                 |     |     |      |  | 30,241.48   | -----  | -----            | 3,631.75  | -----                           | 26,609.73      |
|   | 2021                      |     |     |      |  | -127,967.56   | -----  | -----            | -127,986.97   | -----                           | 19.41          |
|   | 2020-2021                 |     |     |      |  | 25,562,987.49   | -----  | -----            | 12,595,546.21   | -----                           | 12,967,441.28  |
|   | 2019-2021                 |     |     |      |  | 11,247.73   | -----  | -----            | -----   | -----                           | 11,247.73      |
|   | 2020                      |     |     |      |  | -13,199.73  | -----  | -----            | -13,199.73  | -----                           | -----          |
|   | 2019-2020                 |     |     |      |  | 6,553,926.50  | -----  | -----            | 1,028,734.20  | -----                           | 5,525,192.30   |
|   | 2018-2020                 |     |     |      |  | 0.18  | -----  | -----            | -----   | -----                           | 0.18           |

Footnotes at End of Chapter

**Appropriations, Outlays, and Balances - Continued**

| Appropriation or Fund Account<br><br>Title                   | Account Symbol            |           |     |             | Balances,<br>Beginning of<br>Fiscal Year | Appropriations<br>and Other<br>Obligational<br>Authority <sup>1</sup> | Transfers<br>Borrowings<br>and<br>Investment<br>(Net) <sup>2</sup> | Outlays<br>(Net) | Balances<br>Withdrawn<br>and Other<br>Transactions <sup>3</sup> | Balances, End<br>of Fiscal Year |       |                |
|--|---------------------------|-----------|-----|-------------|--|---|--|------------------|---|---------------------------------|-------|----------------|
|  | Period of<br>Availability | ATA       | AID | MAIN<br>SUB |  |   |  |                  |   |                                 |       |                |
|  | 2019                      |           |     |             | -11,372.07                               | -----   | -----  | -11,372.07       | -----   | -----                           |       |                |
|  | 2018-2019                 |           |     |             | 5,060,954.04                             | -----   | -----  | 1,367,404.68     | -----   | 3,693,549.36                    |       |                |
|  | 2017-2019                 |           |     |             | 8,238.27                                 | -----   | -----  | 1,000.00         | -----   | 7,238.27                        |       |                |
|  | 2018                      |           |     |             | -973.33                                  | -----   | -----  | -973.33          | -----   | -----                           |       |                |
|  | 2017-2018                 |           |     |             | 3,103,912.30                             | -----   | -----  | 218,780.61       | 2,885,131.69  | -----                           |       |                |
|  | 2016-2018                 |           |     |             | 301.77                                   | -----   | -----  | 301.77           | -----   | -----                           |       |                |
|  | No Year                   |           |     |             | 533,136,352.02                           | 208,064,000.00  | -----  | 189,878,462.61   | -----   | 551,321,889.41                  |       |                |
|  | Subtotal                  |           | 014 | 0804        | 1,123,645,974.75                         | 1,606,873,000.00  | -----  | 1,489,029,219.62 | 2,885,131.69  | 1,238,604,623.44                |       |                |
| <b>Special Fund Accounts</b>                                 |                           |           |     |             |  |   |  |                  |   |                                 |       |                |
| Operation and Maintenance of Quarters, Geological Survey     |                           |           |     |             |  |   |  |                  |   |                                 |       |                |
| Fund Resources:  |                           |           |     |             |  |   |  |                  |   |                                 |       |                |
|  | Undisbursed Funds         | No Year   |     | 014         | 5055                                     | 000   | 215,232.16   | 59,995.94        | -----   | 23,860.77                       | ----- | 251,367.33     |
| <b>Intragovernmental Funds</b>                               |                           |           |     |             |  |   |  |                  |   |                                 |       |                |
| Working Capital Fund, Geological Survey                      |                           |           |     |             |  |   |  |                  |   |                                 |       |                |
| Fund Resources:  |                           |           |     |             |  |   |  |                  |   |                                 |       |                |
|  | Undisbursed Funds         | No Year   |     | 014         | 4556                                     | 000   | 258,559,898.62   | -----            | -----   | -23,112,080.86                  | ----- | 281,671,979.48 |
| <b>Trust Fund Accounts</b>                                   |                           |           |     |             |  |   |  |                  |   |                                 |       |                |
| Contributed Funds, Geological Survey, Interior               |                           |           |     |             |  |   |  |                  |   |                                 |       |                |
| Fund Resources:  |                           |           |     |             |  |   |  |                  |   |                                 |       |                |
|  | Undisbursed Funds         | No Year   |     | 014         | 8562                                     | 000   | 3,200,387.59   | 655,172.75       | -----   | 782,814.26                      | ----- | 3,072,746.08   |
| Total, United States Geological Survey                       |                           |           |     |             | 1,385,621,493.12                         | 1,607,588,168.69  | -----  | 1,466,723,813.79 | 2,885,131.69  | 1,523,600,716.33                |       |                |
| Total, Water and Science                                     |                           |           |     |             | 13,830,564,947.62                        | 5,478,496,816.96  | 253,725,000.00   | 3,693,228,548.62 | 11,393,924.64   | 15,858,164,291.32               |       |                |
| <b>Fish and Wildlife and Parks</b>                           |                           |           |     |             |  |   |  |                  |   |                                 |       |                |
| <b>United States Fish and Wildlife Service</b>               |                           |           |     |             |  |   |  |                  |   |                                 |       |                |
| <b>General Fund Accounts</b>                                 |                           |           |     |             |  |   |  |                  |   |                                 |       |                |
| Resource Management, United States Fish and Wildlife Service |                           |           |     |             |  |   |  |                  |   |                                 |       |                |
| Fund Resources:  |                           |           |     |             |  |   |  |                  |   |                                 |       |                |
|  | Undisbursed Funds         | 2022-2026 |     | 014         | 1611                                     | 000   | 4 167,916,400.00   | -----            | -----   | 2,824,211.79                    | ----- | 165,092,188.21 |
|  |                           | 2023-2025 |     |             |  |   | -----  | 25,641,000.00    | -----   | 507,895.32                      | ----- | 25,133,104.68  |
|  |                           | 2023-2024 |     |             |  |   | -----  | 1,529,543,000.00 | -----   | 907,462,986.65                  | ----- | 622,080,013.35 |
|  |                           | 2022-2024 |     |             |  |   | 6,813,000.00   | -----            | -----   | 923,876.58                      | ----- | 5,889,123.42   |
|  |                           | 2022-2023 |     |             |  |   | 563,254,859.18   | -----            | -----   | 385,238,960.87                  | ----- | 178,015,898.31 |
|  |                           | 2020-2023 |     |             |  |   | 2,050,938.23   | -----            | -----   | 1,958,412.70                    | ----- | 92,525.53      |
|  |                           | 2022      |     |             |  |   | -292,348.36  | -----            | -----   | -292,348.36                     | ----- | -----          |
|  |                           | 2021-2022 |     |             |  |   | 186,532,449.51   | -----            | -----   | 106,262,623.08                  | ----- | 80,269,826.43  |
|  |                           | 2021      |     |             |  |   | -476.19  | -----            | -----   | -476.19                         | ----- | -----          |
|  |                           | 2020-2021 |     |             |  |   | 89,089,659.48  | -----            | -----   | 42,865,998.07                   | ----- | 46,223,661.41  |
|  |                           | 2019-2020 |     |             |  |   | 35,782,233.58  | -----            | -----   | 16,452,781.07                   | ----- | 19,329,452.51  |
|  |                           | 2018-2019 |     |             |  |   | 24,681,554.67  | -----            | -----   | 9,032,712.26                    | ----- | 15,648,842.41  |

Footnotes at End of Chapter

Appropriations, Outlays, and Balances - Continued

| Appropriation or Fund Account<br><br>Title  | Account Symbol            |     |     |      | Balances,<br>Beginning of<br>Fiscal Year | Appropriations<br>and Other<br>Obligational<br>Authority <sup>1</sup> | Transfers<br>Borrowings<br>and<br>Investment<br>(Net) <sup>2</sup> | Outlays<br>(Net) | Balances<br>Withdrawn<br>and Other<br>Transactions <sup>3</sup> | Balances, End<br>of Fiscal Year |                  |
|---|---------------------------|-----|-----|------|--|---|--|------------------|---|---------------------------------|------------------|
|   | Period of<br>Availability | ATA | AID | MAIN |  |   |  |                  |   |                                 | SUB              |
|   | 2017-2018                 |     |     |      | 7,885,639.03                             | -----   | -----  | 1,981,602.17     | 5,904,036.86  | -----                           |                  |
|   | No Year                   |     |     |      | 321,176,160.96                           | 61,857,132.20   | 65,000.00  | 58,725,522.32    | -----   | 324,372,770.84                  |                  |
|   | Subtotal                  |     | 014 | 1611 | 000                                      | 1,404,890,070.09  | 1,617,041,132.20   | 65,000.00        | 1,533,944,758.33  | 5,904,036.86                    | 1,482,147,407.10 |
| Construction, United States Fish and Wildlife Service<br>Fund Resources:  |                           |     |     |      |  |   |  |                  |   |                                 |                  |
| Undisbursed Funds   | No Year                   |     | 014 | 1612 | 000                                      | 278,380,475.93  | 276,904,000.00   | -----            | 85,004,696.13   | -----                           | 470,279,779.80   |
| Multinational Species Conservation Fund, United States Fish and<br>Wildlife Service<br>Fund Resources:                  |                           |     |     |      |  |   |  |                  |   |                                 |                  |
| Undisbursed Funds   | No Year                   |     | 014 | 1652 | 000                                      | 42,566,547.23   | 21,000,000.00  | -----            | 17,414,417.85   | -----                           | 46,152,129.38    |
| National Wildlife Refuge Fund, United States Fish and Wildlife Service<br>Fund Resources:                               |                           |     |     |      |  |   |  |                  |   |                                 |                  |
| Undisbursed Funds   | 2023                      |     | 014 | 1691 | 000                                      | -----   | 13,228,000.00  | -----            | 13,228,000.00   | -----                           | -----            |
| Neotropical Migratory Bird Conservation, U.S. Fish and Wildlife<br>Service<br>Fund Resources:                           |                           |     |     |      |  |   |  |                  |   |                                 |                  |
| Undisbursed Funds   | No Year                   |     | 014 | 1696 | 000                                      | 10,662,290.52   | 5,100,000.00   | -----            | 4,969,253.79  | -----                           | 10,793,036.73    |
| <b>Special Fund Accounts</b>  |                           |     |     |      |  |   |  |                  |   |                                 |                  |
| Land Acquisition, United States Fish and Wildlife Service<br>Fund Resources:  |                           |     |     |      |  |   |  |                  |   |                                 |                  |
| Undisbursed Funds   | No Year                   |     | 014 | 5020 | 000                                      | 199,959,539.22  | 114,017,079.00   | -----            | 79,986,314.74   | -----                           | 233,990,303.48   |
| Federal Aid to Wildlife Restoration, United States Fish and Wildlife<br>Service<br>Fund Resources:                      |                           |     |     |      |  |   |  |                  |   |                                 |                  |
| Undisbursed Funds   | No Year                   |     | 014 | 5029 | 000                                      | 157,756,669.10  | 1,041,552,999.75   | -154,266,787.10  | 892,854,062.16  | -----                           | 152,188,819.59   |
| Unrealized Discount on Investments  |                           |     |     |      | -28,037,880.85                           | -----   | -5,733,212.90  | -----            | -----   | -----                           | -33,771,093.75   |
| Investments in US Treasury Securities   |                           |     |     |      | 2,865,000,000.00                         | -----   | 160,000,000.00   | -----            | -----   | -----                           | 3,025,000,000.00 |
| Subtotal  |                           |     | 014 | 5029 | 000                                      | 2,994,718,788.25  | 1,041,552,999.75   | -----            | 892,854,062.16  | -----                           | 3,143,417,725.84 |
| Operation and Maintenance of Quarters, United States Fish and Wildlife<br>Service<br>Fund Resources:                    |                           |     |     |      |  |   |  |                  |   |                                 |                  |
| Undisbursed Funds   | No Year                   |     | 014 | 5050 | 000                                      | 9,123,405.96  | 4,044,673.52   | -----            | 3,370,143.27  | -----                           | 9,797,936.21     |
| National Wildlife Refuge Fund, United States Fish and Wildlife Service<br>Fund Resources:                               |                           |     |     |      |  |   |  |                  |   |                                 |                  |
| Undisbursed Funds   | No Year                   |     | 014 | 5091 | 000                                      | 7,517,843.90  | 7,957,005.47   | -----            | 9,000,596.58  | -----                           | 6,474,252.79     |
| Proceeds from Sales, Water Resource Development Projects, United<br>States Fish and Wildlife Service<br>Fund Resources: |                           |     |     |      |  |   |  |                  |   |                                 |                  |
| Undisbursed Funds   | No Year                   |     | 014 | 5092 | 000                                      | 811,273.24  | 227,311.66   | -----            | 367,128.15  | -----                           | 671,456.75       |
| Migratory Bird Conservation Account, United States Fish and Wildlife<br>Service<br>Fund Resources:                      |                           |     |     |      |  |   |  |                  |   |                                 |                  |
| Undisbursed Funds   | No Year                   |     | 014 | 5137 | 000                                      | 88,589,158.04   | 102,476,476.81   | -----            | 129,020,077.63  | -----                           | 62,045,557.22    |

Footnotes at End of Chapter

## Appropriations, Outlays, and Balances - Continued

| Appropriation or Fund Account<br><br>Title  | Account Symbol            |     |     |      |     | Balances,<br>Beginning of<br>Fiscal Year | Appropriations<br>and Other<br>Obligational<br>Authority <sup>1</sup> | Transfers<br>Borrowings<br>and<br>Investment<br>(Net) <sup>2</sup> | Outlays<br>(Net) | Balances<br>Withdrawn<br>and Other<br>Transactions <sup>3</sup> | Balances, End<br>of Fiscal Year |
|---|---------------------------|-----|-----|------|-----|--|---|--|------------------|---|---------------------------------|
|   | Period of<br>Availability | ATA | AID | MAIN | SUB |  |   |  |                  |   |                                 |
| Cooperative Endangered Species Conservation Fund, United States Fish and Wildlife Service<br>Fund Resources:<br>Undisbursed Funds                               | No Year                   |     | 014 | 5143 | 000 | 73,345,450.46                            | 124,877,085.12  | -----  | 123,526,124.77   | -----   | 74,696,410.81                   |
| Lahontan Valley and Pyramid Lake Fish and Wildlife Fund, United States Fish and Wildlife Service<br>Fund Resources:<br>Undisbursed Funds                        | No Year                   |     | 014 | 5157 | 000 | 2,827,570.03                             | 85,000.00   | -----  | 898,855.24       | -----   | 2,013,714.79                    |
| North American Wetlands Conservation Fund, United States Fish and Wildlife Service<br>Fund Resources:<br>Undisbursed Funds                                      | No Year                   |     | 014 | 5241 | 000 | 120,372,528.43                           | 51,865,723.07   | -----  | 49,824,403.43    | -----   | 122,413,848.07                  |
| Recreation Fee Enhancement Program, U.S. Fish and Wildlife Service<br>Fund Resources:<br>Undisbursed Funds  | No Year                   |     | 014 | 5252 | 000 | 21,179,781.70                            | 6,780,697.94  | -----  | 6,238,452.57     | -----   | 21,722,027.07                   |
| State and Tribal Wildlife Grants, U.S. Fish and Wildlife Service<br>Fund Resources:<br>Undisbursed Funds  | No Year                   |     | 014 | 5474 | 000 | 193,592,863.02                           | 73,812,000.00   | -----  | 70,763,721.61    | -----   | 196,641,141.41                  |
| Cooperative Endangered Species Conservation Fund, from Land and Water Conservation Fund, U.S. Fish and Wildlife Service<br>Fund Resources:<br>Undisbursed Funds | No Year                   |     | 014 | 5479 | 000 | 119,614,162.77                           | 32,800,000.00   | -----  | 32,410,176.45    | -----   | 120,003,986.32                  |
| Landowner Incentive Program, U.S. Fish and Wildlife Service<br>Fund Resources:<br>Undisbursed Funds   | No Year                   |     | 014 | 5496 | 000 | 484,205.33                               | -----   | -----  | 100,000.00       | -----   | 384,205.33                      |
| Community Partnership Enhancement, U.S. Fish and Wildlife Service<br>Fund Resources:<br>Undisbursed Funds   | No Year                   |     | 014 | 5501 | 000 | 1,340.31                                 | -----   | -----  | 378.70           | -----   | 961.61                          |
| Coastal Impact Assistance, Fish and Wildlife Service, Interior<br>Fund Resources:<br>Undisbursed Funds  | No Year                   |     | 014 | 5579 | 000 | 4,767,636.40                             | -----   | -----  | 119,682.91       | -----   | 4,647,953.49                    |
| <b>Trust Fund Accounts</b>  |                           |     |     |      |     |  |   |  |                  |   |                                 |
| Sport Fish Restoration Account, United States Fish and Wildlife Service<br>Fund Resources:<br>Undisbursed Funds   | No Year                   |     | 014 | 8151 | 000 | 77,295,165.69                            | 452,500,000.00  | -----  | 463,909,558.95   | -----   | 65,885,606.74                   |
| Contributed Funds, United States Fish and Wildlife Service<br>Fund Resources:<br>Undisbursed Funds  | No Year                   |     | 014 | 8216 | 000 | 17,269,671.64                            | 3,856,188.40  | -----  | 3,162,681.81     | -----   | 17,963,178.23                   |
| Total, United States Fish and Wildlife Service  |                           |     |     |      |     | 5,667,969,768.16                         | 3,950,125,372.94  | 65,000.00  | 3,520,113,485.07 | 5,904,036.86  | 6,092,142,619.17                |
| <b>National Park Service</b>  |                           |     |     |      |     |  |   |  |                  |   |                                 |
| <b>General Fund Accounts</b>  |                           |     |     |      |     |  |   |  |                  |   |                                 |

Footnotes at End of Chapter

Appropriations, Outlays, and Balances - Continued

| Appropriation or Fund Account<br><br>Title   | Account Symbol            |     |     |      | Balances,<br>Beginning of<br>Fiscal Year | Appropriations<br>and Other<br>Obligational<br>Authority <sup>1</sup> | Transfers<br>Borrowings<br>and<br>Investment<br>(Net) <sup>2</sup> | Outlays<br>(Net) | Balances<br>Withdrawn<br>and Other<br>Transactions <sup>3</sup> | Balances, End<br>of Fiscal Year |                  |
|--|---------------------------|-----|-----|------|--|---|--|------------------|---|---------------------------------|------------------|
|  | Period of<br>Availability | ATA | AID | MAIN |  |   |  |                  |   |                                 | SUB              |
| Urban Park and Recreation Fund, National Park Service, Interior<br>Fund Resources:<br>Undisbursed Funds        | No Year                   |     | 014 | 1031 | 000                                      | 1.73  | -----  | -----            | 1.73  | -----                           | -----            |
| Contribution for Annuity Benefits, National Park Service<br>Fund Resources:<br>Undisbursed Funds               | 2023                      |     | 014 | 1034 | 000                                      | -----   | 42,250,000.00  | -----            | 37,316,707.10   | -----                           | 4,933,292.90     |
|  | 2022                      |     |     |      |  | 5,797,199.71  | -----  | -----            | 3,395,536.49  | -----                           | 2,401,663.22     |
|  | 2021                      |     |     |      |  | 869,145.44  | -----  | -----            | -----   | -----                           | 869,145.44       |
|  | 2020                      |     |     |      |  | 2,916,049.57  | -----  | -----            | -----   | -----                           | 2,916,049.57     |
|  | 2019                      |     |     |      |  | 4,104,566.65  | -----  | -----            | -----   | -----                           | 4,104,566.65     |
|  | 2018                      |     |     |      |  | 4,751,014.70  | -----  | -----            | -----   | 4,751,014.70                    | -----            |
|  | Subtotal                  |     | 014 | 1034 | 000                                      | 18,437,976.07   | 42,250,000.00  | -----            | 40,712,243.59   | 4,751,014.70                    | 15,224,717.78    |
| Operation of the National Park System, National Park Service, Interior<br>Fund Resources:<br>Undisbursed Funds | 2022-2031                 |     | 014 | 1036 | 000                                      | 189,640,866.00  | -----  | -----            | 1,636,733.36  | -----                           | 188,004,132.64   |
|  | 2022-2030                 |     |     |      |  | 500,000,000.00  | -----  | -----            | 3,504,112.92  | -----                           | 496,495,887.08   |
|  | 2022-2026                 |     |     |      |  | 204,990,279.00  | -----  | -200,000,000.00  | -120,801.18   | -----                           | 5,111,080.18     |
|  | 2023-2025                 |     |     |      |  | -----   | -----  | -----            | -2,710,061.33   | -----                           | 2,710,061.33     |
|  | 2023-2024                 |     |     |      |  | -----   | 332,089,558.50   | -----            | 82,158,215.27   | -----                           | 249,931,343.23   |
|  | 2022-2024                 |     |     |      |  | -----   | -----  | -----            | -1,189,446.48   | -----                           | 1,189,446.48     |
|  | 2023                      |     |     |      |  | -----   | 2,574,299,000.00   | -----            | 2,054,948,497.61  | -----                           | 519,350,502.39   |
|  | 2022-2023                 |     |     |      |  | 246,538,355.08  | -----  | -352,349.59      | 145,714,941.46  | -----                           | 100,471,064.03   |
|  | 2022                      |     |     |      |  | 487,229,673.08  | -----  | -----            | 350,886,035.11  | -----                           | 136,343,637.97   |
|  | 2021-2022                 |     |     |      |  | 91,635,082.00   | -----  | -----            | 68,337,508.86   | -----                           | 23,297,573.14    |
|  | 2021                      |     |     |      |  | 112,836,499.84  | -----  | -----            | 49,420,341.08   | -----                           | 63,416,158.76    |
|  | 2020-2021                 |     |     |      |  | 39,919,549.80   | -----  | -----            | 27,586,321.88   | -----                           | 12,333,227.92    |
|  | 2020                      |     |     |      |  | 57,700,568.68   | -----  | -----            | 15,342,166.37   | -----                           | 42,358,402.31    |
|  | 2019-2020                 |     |     |      |  | 10,390,234.84   | -----  | -----            | 4,160,005.40  | -----                           | 6,230,229.44     |
|  | 2019                      |     |     |      |  | 37,052,930.72   | -----  | -----            | 4,506,255.33  | -----                           | 32,546,675.39    |
|  | 2018-2019                 |     |     |      |  | 3,585,563.17  | -----  | -----            | 1,549,885.59  | -----                           | 2,035,677.58     |
|  | 2018                      |     |     |      |  | 36,909,884.48   | -----  | -----            | 3,690,013.90  | 33,219,870.58                   | -----            |
|  | 2017-2018                 |     |     |      |  | 2,261,981.74  | -----  | -----            | 875,775.29  | 1,386,206.45                    | -----            |
|  | No Year                   |     |     |      |  | 26,988,367.39   | 1,404,798.19   | -----            | -2,175,103.43   | -----                           | 30,568,269.01    |
| Transfer To:<br>Federal Highway Administration-Operation of the National<br>Park System                        | 2023-2024                 | 069 | 014 | 1036 | 005                                      | -----   | 13,867,386.50  | -----            | 1,511,988.79  | -----                           | 12,355,397.71    |
|  | 2022-2023                 |     |     |      |  | 6,927,406.12  | -----  | 352,349.59       | 2,039,397.46  | -----                           | 5,240,358.25     |
|  | 2021-2022                 |     |     |      |  | 3,772,626.44  | -----  | -----            | 3,697,055.33  | -----                           | 75,571.11        |
|  | Subtotal                  |     | 014 | 1036 | 000                                      | 2,058,379,868.38  | 2,921,660,743.19   | -200,000,000.00  | 2,815,369,838.59  | 34,606,077.03                   | 1,930,064,695.95 |

Footnotes at End of Chapter

## Appropriations, Outlays, and Balances - Continued

| Appropriation or Fund Account<br><br>Title  | Account Symbol            |     |     |      |     | Balances,<br>Beginning of<br>Fiscal Year | Appropriations<br>and Other<br>Obligational<br>Authority <sup>1</sup> | Transfers<br>Borrowings<br>and<br>Investment<br>(Net) <sup>2</sup> | Outlays<br>(Net) | Balances<br>Withdrawn<br>and Other<br>Transactions <sup>3</sup> | Balances, End<br>of Fiscal Year |
|---|---------------------------|-----|-----|------|-----|--|---|--|------------------|---|---------------------------------|
|   | Period of<br>Availability | ATA | AID | MAIN | SUB |  |   |  |                  |   |                                 |
| Construction, National Park Service, Interior<br>Fund Resources:                  |                           |     |     |      |     |  |   |  |                  |   |                                 |
| Undisbursed Funds   | No Year                   |     | 014 | 1039 | 000 | 1,209,814,885.15                         | 1,582,217,029.00  | -2,994,303.50  | 384,254,635.58   | -----   | 2,404,782,975.07                |
| Transfer To:  |                           |     |     |      |     |  |   |  |                  |   |                                 |
| Federal Highway Administration, Transportation                                    | No Year                   | 069 | 014 | 1039 | 005 | 7,782,631.43                             | 157,585,971.00  | 3,042,128.50   | 23,548,592.06    | -----   | 144,862,138.87                  |
| Corps of Engineers  | No Year                   | 096 | 014 | 1039 | 000 | 1,454,151.58                             | -----   | -----  | 529,750.00       | -----   | 924,401.58                      |
| Funds Held Outside the Treasury   |                           |     |     |      |     | 261,620.00                               | -----   | -47,825.00   | -----            | -----   | 213,795.00                      |
| Subtotal  |                           |     | 014 | 1039 | 000 | 1,219,313,288.16                         | 1,739,803,000.00  | -----  | 408,332,977.64   | -----   | 2,550,783,310.52                |
| National Recreation and Preservation, National Park Service<br>Fund Resources:    |                           |     |     |      |     |  |   |  |                  |   |                                 |
| Undisbursed Funds   | 2023-2024                 |     | 014 | 1042 | 000 | -----                                    | 92,512,000.00   | -----  | 42,559,878.41    | -----   | 49,952,121.59                   |
|   | 2022-2023                 |     |     |      |     | 43,902,952.33                            | -----   | -----  | 22,186,142.29    | -----   | 21,716,810.04                   |
|   | 2021-2022                 |     |     |      |     | 18,371,817.64                            | -----   | -----  | 11,234,463.85    | -----   | 7,137,353.79                    |
|   | 2020                      |     |     |      |     | 9,078,767.71                             | -----   | -----  | 4,154,857.93     | -----   | 4,923,909.78                    |
|   | 2019                      |     |     |      |     | 4,245,000.64                             | -----   | -----  | 1,333,293.65     | -----   | 2,911,706.99                    |
|   | 2018                      |     |     |      |     | 2,206,147.47                             | -----   | -----  | 335,331.63       | 1,870,815.84  | -----                           |
|   | No Year                   |     |     |      |     | 8,036,720.61                             | -----   | -----  | 619,823.22       | -----   | 7,416,897.39                    |
| Subtotal  |                           |     | 014 | 1042 | 000 | 85,841,406.40                            | 92,512,000.00   | -----  | 82,423,790.98    | 1,870,815.84  | 94,058,799.58                   |
| Historic Preservation Fund, National Park Service, Interior<br>Fund Resources:    |                           |     |     |      |     |  |   |  |                  |   |                                 |
| Undisbursed Funds   | 2018-2019                 |     | 014 | 1046 | 000 | 35,163,361.27                            | -----   | -----  | 8,504,579.48     | -----   | 26,658,781.79                   |
| Centennial Challenge, National Park Service, Interior<br>Fund Resources:          |                           |     |     |      |     |  |   |  |                  |   |                                 |
| Undisbursed Funds   | No Year                   |     | 014 | 2645 | 000 | 89,109,033.02                            | 15,000,000.00   | -----  | 12,900,408.51    | -----   | 91,208,624.51                   |
| <b>Special Fund Accounts</b>  |                           |     |     |      |     |  |   |  |                  |   |                                 |
| Land Acquisition and State Assistance, National Park Service<br>Fund Resources:   |                           |     |     |      |     |  |   |  |                  |   |                                 |
| Undisbursed Funds   | No Year                   |     | 014 | 5035 | 000 | 1,388,285,188.66                         | 460,977,036.00  | -----  | 126,041,912.63   | -----   | 1,723,220,312.03                |
| Unfunded Contract Authority   |                           |     |     |      |     | <sup>4</sup> 69,990,000.00               | -----   | -----  | -----            | -----   | 69,990,000.00                   |
| Subtotal  |                           |     | 014 | 5035 | 000 | 1,458,275,188.66                         | 460,977,036.00  | -----  | 126,041,912.63   | -----   | 1,793,210,312.03                |
| Operation and Maintenance of Quarters, National Park Service<br>Fund Resources:   |                           |     |     |      |     |  |   |  |                  |   |                                 |
| Undisbursed Funds   | No Year                   |     | 014 | 5049 | 000 | 16,067,540.49                            | 27,272,332.86   | -----  | 25,228,339.89    | -----   | 18,111,533.46                   |
| Delaware Water Gap Route 209 Operations, National Park Service<br>Fund Resources: |                           |     |     |      |     |  |   |  |                  |   |                                 |
| Undisbursed Funds   | No Year                   |     | 014 | 5076 | 000 | 14,217.26                                | 5,800.00  | -----  | 11,902.14        | -----   | 8,115.12                        |
| Recreation Enhancement Fee Program, National Park Service<br>Fund Resources:      |                           |     |     |      |     |  |   |  |                  |   |                                 |
| Undisbursed Funds   | No Year                   |     | 014 | 5110 | 000 | 638,430,656.56                           | 358,155,863.79  | -----  | 325,646,535.57   | -----   | 670,939,984.78                  |

Footnotes at End of Chapter

Appropriations, Outlays, and Balances - Continued

| Appropriation or Fund Account<br><br>Title   | Account Symbol            |     |     |      | Balances,<br>Beginning of<br>Fiscal Year | Appropriations<br>and Other<br>Obligational<br>Authority <sup>1</sup> | Transfers<br>Borrowings<br>and<br>Investment<br>(Net) <sup>2</sup> | Outlays<br>(Net) | Balances<br>Withdrawn<br>and Other<br>Transactions <sup>3</sup> | Balances, End<br>of Fiscal Year |
|--|---------------------------|-----|-----|------|--|---|--|------------------|---|---------------------------------|
|  | Period of<br>Availability | ATA | AID | MAIN |  |   |  |                  |   |                                 |
| Historic Preservation Fund, National Park Service<br>Fund Resources:<br>Undisbursed Funds  | 2023-2024                 |     | 014 | 5140 | 000                                      | -----<br>204,515,000.00   | -----  | 12,263,176.75    | -----   | 192,251,823.25                  |
|  | 2022-2023                 |     |     |      |  | 159,693,458.52  | -----  | 45,135,025.30    | -----   | 114,558,433.22                  |
|  | 2021-2022                 |     |     |      |  | 87,511,260.51   | -----  | 25,950,060.32    | -----   | 61,561,200.19                   |
|  | 2019-2022                 |     |     |      |  | 43,095,169.53   | -----  | 4,272,381.73     | -----   | 38,822,787.80                   |
|  | 2020-2021                 |     |     |      |  | 47,700,380.36   | -----  | 11,369,004.71    | -----   | 36,331,375.65                   |
|  | 2019-2020                 |     |     |      |  | 28,177,617.26   | -----  | 9,245,994.06     | -----   | 18,931,623.20                   |
|  | 2018-2019                 |     |     |      |  | 18,252,736.30   | -----  | 4,909,080.51     | -----   | 13,343,655.79                   |
|  | 2017-2018                 |     |     |      |  | 9,170,586.04  | -----  | 7,034,119.31     | 2,136,466.73  | -----                           |
|  | Subtotal                  |     | 014 | 5140 | 000                                      | 393,601,208.52  | 204,515,000.00   | 120,178,842.69   | 2,136,466.73  | 475,800,899.10                  |
| Park Buildings Lease and Maintenance Fund, National Park Service<br>Fund Resources:<br>Undisbursed Funds                                 | No Year                   |     | 014 | 5163 | 000                                      | 40,327,130.11   | 10,790,190.21  | 8,469,122.92     | -----   | 42,648,197.40                   |
| Transportation Systems Fund, National Park Service<br>Fund Resources:<br>Undisbursed Funds   | No Year                   |     | 014 | 5164 | 000                                      | 10,098,525.89   | 301,899.00   | 6,080,486.32     | -----   | 4,319,938.57                    |
| Concessioner Improvement Accounts, National Park Service<br>Fund Resources:<br>Undisbursed Funds   | No Year                   |     | 014 | 5169 | 000                                      | -----<br>12,288,738.50  | 9,891,839.36   | 1,210,140.28     | -----   | -----                           |
| Funds Held Outside the Treasury  |                           |     |     |      |  | 12,288,738.50   | -----  | -1,210,140.28    | -----   | 11,078,598.22                   |
|  | Subtotal                  |     | 014 | 5169 | 000                                      | 12,288,738.50   | 9,891,839.36   | -----            | 11,101,979.64   | 11,078,598.22                   |
| User Fees for Filming and Photography on Public Lands, National Park<br>Service<br>Fund Resources:<br>Undisbursed Funds                  | No Year                   |     | 014 | 5247 | 000                                      | 6,797,968.19  | 556,766.42   | 786,362.94       | -----   | 6,568,371.67                    |
| Park Concessions Franchise Fees, National Park Service<br>Fund Resources:<br>Undisbursed Funds   | No Year                   |     | 014 | 5431 | 000                                      | 338,093,511.29  | 159,724,397.68   | 110,078,011.55   | -----   | 387,739,897.42                  |
| Outer Continental Shelf Revenues, LWCF Share from Certain Leases,<br>National Park Service<br>Fund Resources:<br>Undisbursed Funds       | No Year                   |     | 014 | 5536 | 000                                      | 366,886,257.71  | 117,875,000.00   | 30,967,345.26    | -----   | 453,793,912.45                  |
| Educational Expenses, Children of Employees, Yellowstone National<br>Park, National Park Service<br>Fund Resources:<br>Undisbursed Funds | No Year                   |     | 014 | 5663 | 000                                      | 17,677.81   | -----  | -----            | -----   | 17,677.81                       |
| Payment for Tax Losses on Land Acquired for Grand Teton National Park,<br>National Park Service<br>Fund Resources:<br>Undisbursed Funds  | No Year                   |     | 014 | 5666 | 000                                      | 935.00  | 14,889.82  | 14,975.82        | -----   | 849.00                          |
| <b>Trust Fund Accounts</b>   |                           |     |     |      |  |   |  |                  |   |                                 |

Footnotes at End of Chapter



## Appropriations, Outlays, and Balances - Continued

| Appropriation or Fund Account<br><br>Title  | Account Symbol            |     |     |      | Balances,<br>Beginning of<br>Fiscal Year | Appropriations<br>and Other<br>Obligational<br>Authority <sup>1</sup> | Transfers<br>Borrowings<br>and<br>Investment<br>(Net) <sup>2</sup> | Outlays<br>(Net) | Balances<br>Withdrawn<br>and Other<br>Transactions <sup>3</sup> | Balances, End<br>of Fiscal Year |
|---|---------------------------|-----|-----|------|--|---|--|------------------|---|---------------------------------|
|   | Period of<br>Availability | ATA | AID | MAIN |  |   |  |                  |   |                                 |
| Preservation, Birthplace of Abraham Lincoln, National Park Service<br>Fund Resources:                                 |                           |     |     |      |  |   |  |                  |   |                                 |
| Undisbursed Funds   | No Year                   |     | 014 | 8052 | 000                                      | 17,212.50   | 3,442.50   | -----            | -----   | 20,655.00                       |
| Investments in US Treasury Securities   |                           |     |     |      |  | 51,000.00   | -----  | -----            | -----   | 51,000.00                       |
| Subtotal  |                           |     | 014 | 8052 | 000                                      | 68,212.50   | 3,442.50   | -----            | -----   | 71,655.00                       |
| Total, National Park Service  |                           |     |     |      |  | 6,787,212,703.52  | 6,161,310,200.83   | -200,000,000.00  | 4,132,849,657.89  | 43,364,374.30                   |
| Total, Fish and Wildlife and Parks  |                           |     |     |      |  | 12,455,182,471.68   | 10,111,435,573.77  | -199,935,000.00  | 7,652,963,142.96  | 49,268,411.16                   |
| <b>Indian Affairs</b>   |                           |     |     |      |  |   |  |                  |   |                                 |
| <b>Bureau of Indian Affairs and Bureau of Indian Education</b>  |                           |     |     |      |  |   |  |                  |   |                                 |
| <b>General Fund Accounts</b>  |                           |     |     |      |  |   |  |                  |   |                                 |
| Payments for Tribal Leases, Bureau of Indian Affairs, Interior<br>Fund Resources:                                     |                           |     |     |      |  |   |  |                  |   |                                 |
| Undisbursed Funds   | 2023-2024                 |     | 014 | 0200 | 000                                      | -----   | 6,565,858.62   | -----            | 1,074,331.14  | 5,491,527.48                    |
|   | 2022-2023                 |     |     |      |  | 5,335,920.47  | 24,515,918.95  | -----            | 28,836,097.69   | 1,015,741.73                    |
|   | 2021-2022                 |     |     |      |  | 1,450,632.67  | 763,944.51   | -----            | 2,214,577.18  | -----                           |
| Subtotal  |                           |     | 014 | 0200 | 000                                      | 6,786,553.14  | 31,845,722.08  | -----            | 32,125,006.01   | 6,507,269.21                    |
| Operation of Indian Programs, Bureau of Indian Affairs and Bureau of<br>Indian Education, Interior<br>Fund Resources: |                           |     |     |      |  |   |  |                  |   |                                 |
| Undisbursed Funds   | 2022-2031                 |     | 014 | 2100 | 000                                      | 385,000,000.00  | -----  | -----            | -----   | 385,000,000.00                  |
|   | 2023-2024                 |     |     |      |  | -----   | 1,892,073,766.00   | -----            | 1,262,326,070.28  | 629,747,695.72                  |
|   | 2022-2023                 |     |     |      |  | 633,025,435.78  | -----  | 8,650,002.00     | 457,138,773.99  | 184,536,663.79                  |
|   | 2021-2022                 |     |     |      |  | 135,016,031.74  | -----  | -----            | 85,633,101.41   | 49,382,930.33                   |
|   | 2020-2021                 |     |     |      |  | 64,650,424.65   | -----  | -----            | 22,131,586.84   | 42,518,837.81                   |
|   | 2019-2021                 |     |     |      |  | 1,340,419.10  | -----  | -----            | 278,100.10  | 1,062,319.00                    |
|   | 2019-2020                 |     |     |      |  | 28,653,011.48   | -----  | -----            | 6,315,384.53  | 22,337,626.95                   |
|   | 2018-2020                 |     |     |      |  | 60,515.11   | -----  | -----            | 49,494.61   | 11,020.50                       |
|   | 2018-2019                 |     |     |      |  | 18,754,273.68   | -----  | -----            | 1,550,901.61  | 17,203,372.07                   |
|   | 2017-2019                 |     |     |      |  | 216,421.89  | -----  | -----            | -----   | 216,421.89                      |
|   | 2017-2018                 |     |     |      |  | 13,526,712.67   | -----  | -12,900,315.08   | 626,397.59  | -----                           |
|   | 2016-2018                 |     |     |      |  | 5,421.00  | -----  | -----            | 5,421.00  | -----                           |
|   | No Year                   |     |     |      |  | 393,414,722.08  | 151,384,161.49   | 3,960,889.28     | 195,486,454.00  | 353,273,318.85                  |
| Subtotal  |                           |     | 014 | 2100 | 000                                      | 1,673,663,389.18  | 2,043,457,927.49   | -289,423.80      | 2,031,541,685.96  | 1,685,290,206.91                |
| Indian Land Consolidation, Bureau of Indian Affairs, Interior<br>Fund Resources:                                      |                           |     |     |      |  |   |  |                  |   |                                 |
| Undisbursed Funds   | No Year                   |     | 014 | 2103 | 000                                      | 7,000,000.00  | 8,000,000.00   | -----            | 5,364,328.27  | 9,635,671.73                    |
| White Earth Economic Development and Tribal Government Fund, Bureau of  |                           |     |     |      |  |   |  |                  |   |                                 |

Footnotes at End of Chapter

Appropriations, Outlays, and Balances - Continued

| Appropriation or Fund Account<br><br>Title   | Account Symbol            |     |     |      | Balances,<br>Beginning of<br>Fiscal Year | Appropriations<br>and Other<br>Obligational<br>Authority <sup>1</sup> | Transfers<br>Borrowings<br>and<br>Investment<br>(Net) <sup>2</sup> | Outlays<br>(Net)    | Balances<br>Withdrawn<br>and Other<br>Transactions <sup>3</sup> | Balances, End<br>of Fiscal Year |                                |
|--|---------------------------|-----|-----|------|--|---|--|---------------------|---|---------------------------------|--------------------------------|
|  | Period of<br>Availability | ATA | AID | MAIN |  |   |  |                     |   |                                 | SUB                            |
| Indian Affairs<br>Fund Resources:<br>Undisbursed Funds   | No Year                   |     | 014 | 2204 | 000                                      | 1,055,661.48  | 231,661.73   | -----<br>229,722.15 | -----   | 1,057,601.06                    |                                |
| Contract Support Costs, Bureau of Indian Affairs and Bureau of Indian<br>Education, Interior<br>Fund Resources:<br>Undisbursed Funds   | 2023-2024                 |     | 014 | 2240 | 000                                      | -----<br>73,292,827.85  | 181,554,771.00<br>105,781,479.77                                   | -----<br>-----      | 131,077,053.86<br>147,649,677.34                                | -----<br>-----                  | 50,477,717.14<br>31,424,630.28 |
|  | 2021-2022                 |     |     |      |  | 22,991,596.20   | 79,426,834.00  | -----               | 71,875,786.73   | -----                           | 30,542,643.47                  |
|  | 2020-2021                 |     |     |      |  | 21,192,447.37   | 173,972.00   | -----               | 11,925,427.26   | -----                           | 9,440,992.11                   |
|  | 2019-2020                 |     |     |      |  | 1,983,477.62  | -251,118.23  | -----               | 399,719.17  | -----                           | 1,332,640.22                   |
|  | 2018-2019                 |     |     |      |  | 830,948.98  | 160,811.53   | -----               | 360,894.18  | -----                           | 630,866.33                     |
|  | 2017-2018                 |     |     |      |  | 693,642.00  | -----  | -----               | 655,705.00  | 37,937.00                       | -----                          |
|  | Subtotal                  |     | 014 | 2240 | 000                                      | 120,984,940.02  | 366,846,750.07   | -----               | 363,944,263.54  | 37,937.00                       | 123,849,489.55                 |
| Construction, Bureau of Indian Affairs and Bureau of Indian Education,<br>Interior<br>Fund Resources:<br>Undisbursed Funds   | No Year                   |     | 014 | 2301 | 000                                      | 677,532,480.34  | 205,559,000.00   | -2,962,439.20       | 169,094,252.66  | -----                           | 711,034,788.48                 |
| Transfer To:<br>Bureau of Reclamation, Interior  | No Year                   | 014 | 014 | 2301 | 006                                      | 6,853,488.89  | -----  | 2,962,439.20        | 1,309,001.51  | -----                           | 8,506,926.58                   |
|  | Subtotal                  |     | 014 | 2301 | 000                                      | 684,385,969.23  | 205,559,000.00   | -----               | 170,403,254.17  | -----                           | 719,541,715.06                 |
| Indian Land and Water Claim Settlements and Miscellaneous Payments to<br>Indians, Bureau of Indian Affairs and Bureau of Indian Education,<br>Interior<br>Fund Resources:<br>Undisbursed Funds | No Year                   |     | 014 | 2303 | 000                                      | 55,808,200.93   | 825,000.00   | 9,779,134.00        | 13,428,451.25   | -----                           | 52,983,883.68                  |
| Claims and Treaty Obligations, Bureau of Indian Affairs (Indefinite)<br>Fund Resources:<br>Undisbursed Funds   | No Year                   |     | 014 | 2623 | 000                                      | 2,700.00  | 40,500.00  | -----               | 40,500.00   | -----                           | 2,700.00                       |
| Indian Direct Loan Program Account, Bureau of Indian Affairs, Interior<br>Fund Resources:<br>Undisbursed Funds   | 2023                      |     | 014 | 2627 | 000                                      | -----   | 679,538.00   | -----               | 679,538.00  | -----                           | -----                          |
| Indian Guaranteed Loan Program Account, Bureau of Indian Affairs and<br>Bureau of Indian Education, Interior<br>Fund Resources:<br>Undisbursed Funds   | 2023-2024                 |     | 014 | 2628 | 000                                      | -----   | 15,253,097.00  | -----               | 4,424,539.15  | -----                           | 10,828,557.85                  |
|  | 2022-2023                 |     |     |      |  | 3,419,595.53  | -----  | -----               | 2,622,120.53  | -----                           | 797,475.00                     |
|  | 2021                      |     |     |      |  | 3,674,131.94  | -----  | -----               | -----   | -----                           | 3,674,131.94                   |
|  | 2020                      |     |     |      |  | 3,691,336.90  | -----  | -----               | -----   | -----                           | 3,691,336.90                   |
|  | 2019                      |     |     |      |  | 2,854,022.98  | -----  | -----               | -----   | -----                           | 2,854,022.98                   |
|  | 2018                      |     |     |      |  | 2,253,899.20  | -----  | -1,060,574.20       | 1,193,325.00  | -----                           | -----                          |
|  | Subtotal                  |     | 014 | 2628 | 000                                      | 15,892,986.55   | 15,253,097.00  | -1,060,574.20       | 8,239,984.68  | -----                           | 21,845,524.67                  |

Footnotes at End of Chapter

## Appropriations, Outlays, and Balances - Continued

| Appropriation or Fund Account<br><br>Title  | Account Symbol            |     |     |      | Balances,<br>Beginning of<br>Fiscal Year | Appropriations<br>and Other<br>Obligational<br>Authority <sup>1</sup> | Transfers<br>Borrowings<br>and<br>Investment<br>(Net) <sup>2</sup> | Outlays<br>(Net) | Balances<br>Withdrawn<br>and Other<br>Transactions <sup>3</sup> | Balances, End<br>of Fiscal Year |                |
|---|---------------------------|-----|-----|------|--|---|--|------------------|---|---------------------------------|----------------|
|   | Period of<br>Availability | ATA | AID | MAIN |  |   |  |                  |   |                                 | SUB            |
| WMAT Settlement Fund, Bureau of Indian Affairs, Interior<br>Fund Resources:<br>Undisbursed Funds  | No Year                   |     | 014 | 2631 | 000                                      | -----   | -----  | -30,606,000.00   | -30,606,000.00  | -----                           | -----          |
| Indian Water Rights Settlement Completion Fund, Bureau of Indian<br>Affairs and Bureau of Indian Education, Interior<br>Fund Resources:<br>Undisbursed Funds          | No Year                   |     | 014 | 2699 | 000                                      | 701,362,000.00  | -----  | -428,948,906.76  | -----   | -----                           | 272,413,093.24 |
| <b>Special Fund Accounts</b>  |                           |     |     |      |  |   |  |                  |   |                                 |                |
| Operation and Maintenance of Quarters, Bureau of Indian Affairs<br>Fund Resources:<br>Undisbursed Funds   | No Year                   |     | 014 | 5051 | 000                                      | 8,964,204.61  | 6,067,032.35   | -----            | 5,633,993.20  | -----                           | 9,397,243.76   |
| Operation and Maintenance, Indian Irrigation Systems, Bureau of Indian<br>Affairs (T) <sup>6</sup><br>Fund Resources:<br>Undisbursed Funds                            | No Year                   |     | 014 | 5240 | 000                                      | 8,792,322.19  | 40,921,437.86  | -2,548,000.00    | 33,987,875.79   | -----                           | 13,177,884.26  |
| Investments in US Treasury Securities   |                           |     |     |      |  | 54,738,000.00   | -----  | 2,548,000.00     | -----   | -----                           | 57,286,000.00  |
|   | Subtotal                  |     | 014 | 5240 | 000                                      | 63,530,322.19   | 40,921,437.86  | -----            | 33,987,875.79   | -----                           | 70,463,884.26  |
| Alaska Resupply Program, Bureau of Indian Affairs<br>Fund Resources:<br>Undisbursed Funds   | No Year                   |     | 014 | 5242 | 000                                      | 582,682.28  | 340,323.76   | -----            | 486,712.63  | -----                           | 436,293.41     |
| Indian Water Rights and Habitat Acquisition Program, Bureau of Indian<br>Affairs<br>Fund Resources:<br>Undisbursed Funds  | No Year                   |     | 014 | 5505 | 000                                      | 2,980,500.00  | -----  | -----            | -----   | -----                           | 2,980,500.00   |
| Navajo Utah Settlement Trust Fund, Bureau of Indian Affairs, Interior<br>Fund Resources:<br>Undisbursed Funds   | No Year                   |     | 014 | 5620 | 000                                      | -----   | -----  | 39,114,030.00    | 39,114,000.00   | -----                           | 30.00          |
| High-Hazard Indian Dam Safety Deferred Maintenance Fund, Bureau of<br>Indian Affairs and Bureau of Indian Education, Interior<br>Fund Resources:<br>Undisbursed Funds | 2017-2030                 |     | 014 | 5637 | 000                                      | 275,922.39  | 26,290,540.60  | -21,623,023.62   | -----   | -----                           | 4,943,439.37   |
| Unrealized Discount on Investments  |                           |     |     |      |  | -1,611,052.45   | -----  | -3,331,976.38    | -----   | -----                           | -4,943,028.83  |
| Investments in US Treasury Securities   |                           |     |     |      |  | 140,683,000.00  | -----  | 24,955,000.00    | -----   | -----                           | 165,638,000.00 |
|   | Subtotal                  |     | 014 | 5637 | 000                                      | 139,347,869.94  | 26,290,540.60  | -----            | -----   | -----                           | 165,638,410.54 |
| Low-Hazard Indian Dam Safety Deferred Maintenance Fund, Bureau of<br>Indian Affairs and Bureau of Indian Education, Interior<br>Fund Resources:<br>Undisbursed Funds  | 2017-2030                 |     | 014 | 5638 | 000                                      | 124,611.07  | 11,556,253.26  | -9,507,361.64    | -----   | -----                           | 2,173,502.69   |
| Unrealized Discount on Investments  |                           |     |     |      |  | -708,124.19   | -----  | -1,464,638.36    | -----   | -----                           | -2,172,762.55  |
| Investments in US Treasury Securities   |                           |     |     |      |  | 61,836,000.00   | -----  | 10,972,000.00    | -----   | -----                           | 72,808,000.00  |
|   | Subtotal                  |     | 014 | 5638 | 000                                      | 61,252,486.88   | 11,556,253.26  | -----            | -----   | -----                           | 72,808,740.14  |

Footnotes at End of Chapter

Appropriations, Outlays, and Balances - Continued

| Appropriation or Fund Account<br><br>Title  | Account Symbol            |     |     |             | Balances,<br>Beginning of<br>Fiscal Year | Appropriations<br>and Other<br>Obligational<br>Authority <sup>1</sup> | Transfers<br>Borrowings<br>and<br>Investment<br>(Net) <sup>2</sup> | Outlays<br>(Net) | Balances<br>Withdrawn<br>and Other<br>Transactions <sup>3</sup> | Balances, End<br>of Fiscal Year |
|---|---------------------------|-----|-----|-------------|--|---|--|------------------|---|---------------------------------|
|   | Period of<br>Availability | ATA | AID | MAIN<br>SUB |  |   |  |                  |   |                                 |
| Indian Irrigation Fund, Bureau of Indian Affairs and Bureau of Indian Education, Interior<br>Fund Resources:                    |                           |     |     |             |  |   |  |                  |   |                                 |
| Undisbursed Funds   | 2017-2028                 |     | 014 | 5639 000    | 1,981,844.80                             | 29,332,183.05   | -25,246,562.18   | -----            | -----   | 6,067,465.67                    |
| Unrealized Discount on Investments  |                           |     |     |             | -1,981,484.13                            | -----   | -4,085,437.82  | -----            | -----   | -6,066,921.95                   |
| Investments in US Treasury Securities   |                           |     |     |             | 173,967,000.00                           | -----   | 29,332,000.00  | -----            | -----   | 203,299,000.00                  |
| Subtotal  |                           |     | 014 | 5639 000    | 173,967,360.67                           | 29,332,183.05   | -----  | -----            | -----   | 203,299,543.72                  |
| Power Systems, Indian Irrigation Projects, Bureau of Indian Affairs<br>Fund Resources:  |                           |     |     |             |  |   |  |                  |   |                                 |
| Undisbursed Funds   | No Year                   |     | 014 | 5648 000    | 24,830,659.15                            | 90,334,434.84   | 13,460,000.00  | 96,728,455.57    | -----   | 31,896,638.42                   |
| Investments in US Treasury Securities   |                           |     |     |             | 27,841,000.00                            | -----   | -3,460,000.00  | -----            | -----   | 24,381,000.00                   |
| Subtotal  |                           |     | 014 | 5648 000    | 52,671,659.15                            | 90,334,434.84   | 10,000,000.00  | 96,728,455.57    | -----   | 56,277,638.42                   |
| Selis-Clispe Ksanka Settlement Trust Fund, Bureau of Indian Affairs and Bureau of Indian Education, Interior<br>Fund Resources: |                           |     |     |             |  |   |  |                  |   |                                 |
| Undisbursed Funds   | No Year                   |     | 014 | 5740 000    | -----                                    | 90,000,000.00   | 156,936,742.76   | 246,926,742.76   | -----   | 10,000.00                       |
| <b>Public Enterprise Funds</b>  |                           |     |     |             |  |   |  |                  |   |                                 |
| Revolving Fund for Loans, Liquidating Account, Bureau of Indian Affairs<br>Fund Resources:                                      |                           |     |     |             |  |   |  |                  |   |                                 |
| Undisbursed Funds   | No Year                   |     | 014 | 4409 000    | -----                                    | -----   | -----  | -135,365.49      | <sup>5</sup> 135,365.49   | -----                           |
| Indian Loan Guaranty and Insurance Fund, Liquidating Account, Bureau of Indian Affairs<br>Fund Resources:                       |                           |     |     |             |  |   |  |                  |   |                                 |
| Undisbursed Funds   | No Year                   |     | 014 | 4410 000    | -----                                    | -----   | -----  | -7,132.82        | <sup>5</sup> 7,132.82   | -----                           |
| <b>Trust Fund Accounts</b>  |                           |     |     |             |  |   |  |                  |   |                                 |
| Gifts and Donations, Bureau of Indian Affairs<br>Fund Resources:  |                           |     |     |             |  |   |  |                  |   |                                 |
| Undisbursed Funds   | No Year                   |     | 014 | 8361 000    | 2,675,404.49                             | 2,422,123.70  | -----  | 1,101,970.19     | -----   | 3,995,558.00                    |
| Total, Bureau of Indian Affairs and Bureau of Indian Education  |                           |     |     |             | 3,772,914,890.74                         | 2,970,003,525.79  | -245,074,998.00  | 3,019,227,985.86 | 180,435.31  | 3,478,434,997.36                |
| Total, Indian Affairs   |                           |     |     |             | 3,772,914,890.74                         | 2,970,003,525.79  | -245,074,998.00  | 3,019,227,985.86 | 180,435.31  | 3,478,434,997.36                |
| <b>Departmental Offices</b>   |                           |     |     |             |  |   |  |                  |   |                                 |
| <b>Bureau of Mines</b>  |                           |     |     |             |  |   |  |                  |   |                                 |
| <b>General Fund Accounts</b>  |                           |     |     |             |  |   |  |                  |   |                                 |
| Mines and Minerals, Bureau of Mines, Interior<br>Fund Resources:  |                           |     |     |             |  |   |  |                  |   |                                 |
| Undisbursed Funds   | No Year                   |     | 014 | 0959 000    | 77.29                                    | -----   | -----  | -----            | -----   | 77.29                           |
| Total, Bureau of Mines  |                           |     |     |             | 77.29                                    | -----   | -----  | -----            | -----   | 77.29                           |
| <b>Departmental Offices</b>   |                           |     |     |             |  |   |  |                  |   |                                 |
| <b>General Fund Accounts</b>  |                           |     |     |             |  |   |  |                  |   |                                 |

Footnotes at End of Chapter

## Appropriations, Outlays, and Balances - Continued

| Appropriation or Fund Account<br><br>Title                                    | Account Symbol            |     |     |      | Balances,<br>Beginning of<br>Fiscal Year | Appropriations<br>and Other<br>Obligational<br>Authority <sup>1</sup> | Transfers<br>Borrowings<br>and<br>Investment<br>(Net) <sup>2</sup> | Outlays<br>(Net) | Balances<br>Withdrawn<br>and Other<br>Transactions <sup>3</sup> | Balances, End<br>of Fiscal Year |                |
|---|---------------------------|-----|-----|------|--|---|--|------------------|---|---------------------------------|----------------|
|   | Period of<br>Availability | ATA | AID | MAIN |  |   |  |                  |   |                                 | SUB            |
| Departmental Operations, Office of the Secretary, Interior<br>Fund Resources: |                           |     |     |      |  |   |  |                  |   |                                 |                |
| Undisbursed Funds   | 2022-2031                 |     | 014 | 0102 | 000                                      | <sup>4</sup> 45,907,288.00  | -----  | -----            | 68,989.97   | -----                           | 45,838,298.03  |
|   | 2022-2026                 |     |     |      |  | <sup>4</sup> 20,252,744.00  | -----  | -----            | 380,502.84  | -----                           | 19,872,241.16  |
|   | 2023-2024                 |     |     |      |  | -----   | 121,589,000.00   | -----            | 83,959,183.94   | -----                           | 37,629,816.06  |
|   | 2023                      |     |     |      |  | -----   | -----  | -----            | -24,214.92  | -----                           | 24,214.92      |
|   | 2022-2023                 |     |     |      |  | 31,598,874.10   | -----  | -----            | 30,257,829.50   | -----                           | 1,341,044.60   |
|   | 2022                      |     |     |      |  | -4,222.45   | -----  | -----            | -4,835.73   | -----                           | 613.28         |
|   | 2021-2022                 |     |     |      |  | 2,056,076.02  | -----  | -----            | 1,323,212.86  | -----                           | 732,863.16     |
|   | 2020-2021                 |     |     |      |  | 4,499,165.26  | -----  | -----            | 955,907.54  | -----                           | 3,543,257.72   |
|   | 2019-2020                 |     |     |      |  | 2,435,181.40  | -----  | -----            | 612,472.82  | -----                           | 1,822,708.58   |
|   | 2019                      |     |     |      |  | -327.60   | -----  | -----            | -327.60   | -----                           | -----          |
|   | 2018-2019                 |     |     |      |  | 1,887,013.06  | -----  | -----            | -626.96   | -----                           | 1,887,640.02   |
|   | 2017-2018                 |     |     |      |  | 3,194,923.52  | -----  | -----            | 65,777.60   | 3,129,145.92                    | -----          |
|   | No Year                   |     |     |      |  | 201,865,439.91  | 69,956,264.26  | -115,683,298.00  | 14,286,806.98   | -----                           | 141,851,599.19 |
| Transfer To:  |                           |     |     |      |  |   |  |                  |   |                                 |                |
| Departmental Operations, Office of the Secretary, Interior                    | 2020-2021                 | 014 | 014 | 0102 | 001                                      | 664,353.57  | -----  | -----            | 34,770.55   | -----                           | 629,583.02     |
| DOI Office of Inspector General   | 2020-2021                 | 014 | 014 | 0102 | 002                                      | 15,148.16   | -----  | -----            | -----   | -----                           | 15,148.16      |
|   | No Year                   |     |     |      |  | 349,118.09  | -----  | -----            | 41,245.37   | -----                           | 307,872.72     |
| DOI Office of the Solicitor   | 2020-2021                 | 014 | 014 | 0102 | 003                                      | 166,413.44  | -----  | -----            | -----   | -----                           | 166,413.44     |
| Office of Insular Affairs, Interior   | No Year                   | 014 | 014 | 0102 | 004                                      | 2,253,439.00  | 2,107,382.00   | 2,250,000.00     | 186,047.31  | -----                           | 6,424,773.69   |
| Bureau of Reclamation, Interior   | No Year                   | 014 | 014 | 0102 | 006                                      | 1,505,512.00  | 1,826,000.00   | 853,774.00       | 777,299.84  | -----                           | 3,407,986.16   |
| National Park Service   | 2020-2021                 | 014 | 014 | 0102 | 007                                      | 4,626,810.95  | -----  | -----            | 2,447,709.35  | -----                           | 2,179,101.60   |
| United States Geological Survey   | 2020-2021                 | 014 | 014 | 0102 | 008                                      | 4,885,258.22  | -----  | -----            | 1,661,606.07  | -----                           | 3,223,652.15   |
|   | No Year                   |     |     |      |  | 6,015,259.57  | 109,867.00   | 8,900,280.00     | 5,089,462.69  | -----                           | 9,935,943.88   |
| National Park Service, Interior   | No Year                   | 014 | 014 | 0102 | 010                                      | 15,765,808.00   | 4,173,872.00   | 3,629,831.00     | 6,626,337.36  | -----                           | 16,943,173.64  |
| Bureau of Land Management   | 2020-2021                 | 014 | 014 | 0102 | 011                                      | 277,759.29  | -----  | -----            | 19,191.09   | -----                           | 258,568.20     |
|   | No Year                   |     |     |      |  | 20,351,954.50   | 5,191,289.00   | 24,613,550.00    | 3,826,085.01  | -----                           | 46,330,708.49  |
| United States Fish and Wildlife Service                                       | 2020-2021                 | 014 | 014 | 0102 | 016                                      | 17,992,258.53   | -----  | -----            | 6,459,140.96  | -----                           | 11,533,117.57  |
|   | No Year                   |     |     |      |  | 90,298,337.35   | 67,793,648.00  | 64,481,672.00    | 187,523,686.47  | -----                           | 35,049,970.88  |
| Bureau of Ocean Energy Management, Interior                                   | No Year                   | 014 | 014 | 0102 | 019                                      | 46,201.38   | -----  | 200,000.00       | 13,840.25   | -----                           | 232,361.13     |
| DOI Bureau of Indian Affairs  | 2020-2021                 | 014 | 014 | 0102 | 020                                      | 7.68  | -----  | -----            | -----   | -----                           | 7.68           |
|   | No Year                   |     |     |      |  | 5,150,370.07  | 1,392,770.00   | 10,689,191.00    | 3,368,045.03  | -----                           | 13,864,286.04  |
| DOI Bureau of Safety and Environmental Enforcement                            | 2020-2021                 | 014 | 014 | 0102 | 022                                      | 30,489.60   | -----  | -----            | -----   | -----                           | 30,489.60      |
|   | No Year                   |     |     |      |  | 11,888.75   | 1,000,000.00   | -----            | 4,665.33  | -----                           | 1,007,223.42   |
| DOI Bureau of Trust Funds Administration                                      | 2020-2021                 | 014 | 014 | 0102 | 025                                      | 1,556.81  | -----  | -----            | -----   | -----                           | 1,556.81       |
| DOI Bureau of Indian Education  | 2020-2021                 | 014 | 014 | 0102 | 077                                      | 85,398.89   | -----  | -----            | -2,755.91   | -----                           | 88,154.80      |
|   | Subtotal                  |     | 014 | 0102 | 000                                      | 484,185,499.07  | 275,140,092.26   | -65,000.00       | 349,957,055.61  | 3,129,145.92                    | 406,174,389.80 |

Footnotes at End of Chapter

Appropriations, Outlays, and Balances - Continued

| Appropriation or Fund Account<br><br>Title   | Account Symbol            |     |     |      | Balances,<br>Beginning of<br>Fiscal Year | Appropriations<br>and Other<br>Obligational<br>Authority <sup>1</sup> | Transfers<br>Borrowings<br>and<br>Investment<br>(Net) <sup>2</sup> | Outlays<br>(Net) | Balances<br>Withdrawn<br>and Other<br>Transactions <sup>3</sup> | Balances, End<br>of Fiscal Year |                  |
|--|---------------------------|-----|-----|------|--|---|--|------------------|---|---------------------------------|------------------|
|  | Period of<br>Availability | ATA | AID | MAIN |  |   |  |                  |   |                                 | SUB              |
| <b>Special Fund Accounts</b>   |                           |     |     |      |  |   |  |                  |   |                                 |                  |
| Payments to States from Receipts Under Mineral Leasing, Public and Acquired Military Lands, Office of Natural Resources Revenue, Interior Fund Resources:<br>Undisbursed Funds | No Year                   |     | 014 | 5003 | 000                                      | 236,699,838.05  | 4,276,395,307.55   | -----            | 4,265,972,325.00  | -----                           | 247,122,820.60   |
| Payments to Alaska from Oil and Gas Leases, National Petroleum Reserve, Office of Natural Resources Revenue, Interior Fund Resources:<br>Undisbursed Funds                     | No Year                   |     | 014 | 5045 | 000                                      | 7,791,992.93  | 35,737,321.61  | -----            | 33,503,037.79   | -----                           | 10,026,276.75    |
| Indian Arts and Crafts Fund, Departmental Management Fund Resources:<br>Undisbursed Funds  | No Year                   |     | 014 | 5130 | 000                                      | 585,402.57  | 38,285.35  | -----            | 12,002.34   | -----                           | 611,685.58       |
| Payment to Oklahoma (Royalties), Office of Natural Resources Revenue, Interior Fund Resources:<br>Undisbursed Funds  | No Year                   |     | 014 | 5134 | 000                                      | 537.78  | 10,042.97  | -----            | 10,008.31   | -----                           | 572.44           |
| Payments to States, National Forest Fund, Office of Natural Resources Revenue, Interior Fund Resources:<br>Undisbursed Funds   | No Year                   |     | 014 | 5243 | 000                                      | 3,935,456.04  | 7,379,622.53   | -----            | 6,958,984.02  | -----                           | 4,356,094.55     |
| Payments to States, Flood Control Act of 1954, Office of Natural Resources Revenue, Interior Fund Resources:<br>Undisbursed Funds  | No Year                   |     | 014 | 5248 | 000                                      | 22,585,253.55   | 58,063,307.12  | -----            | 54,753,698.54   | -----                           | 25,894,862.13    |
| Environmental Improvement and Restoration Fund, Office of Natural Resources Revenue, Interior Fund Resources:<br>Undisbursed Funds   | No Year                   |     | 014 | 5425 | 000                                      | 6,455,556.95  | 38,342,344.75  | -37,550,850.90   | -----   | -----                           | 7,247,050.80     |
| Unrealized Discount on Investments   |                           |     |     |      |  | -24,657,724.03  | -----  | 3,057,539.16     | -----   | -----                           | -21,600,184.87   |
| Investments in US Treasury Securities  |                           |     |     |      |  | 1,587,204,279.42  | -----  | 34,493,311.74    | -----   | -----                           | 1,621,697,591.16 |
| Subtotal   |                           |     | 014 | 5425 | 000                                      | 1,569,002,112.34  | 38,342,344.75  | 0.00             | -----   | -----                           | 1,607,344,457.09 |
| Payments to Alaska, Arctic National Wildlife Refuge, Office of Natural Resources Revenue, Interior Fund Resources:<br>Undisbursed Funds  | No Year                   |     | 014 | 5488 | 000                                      | 104,240.18  | -----  | -----            | 104,240.18  | -----                           | -----            |
| State's Share from Certain Gulf of Mexico Leases, Office of Natural Resources Revenue, Interior Fund Resources:<br>Undisbursed Funds   | No Year                   |     | 014 | 5535 | 000                                      | 455,157,650.88  | 375,000,000.00   | -----            | 353,211,836.08  | -----                           | 476,945,814.80   |
| Departmental Operations, Land and Water Conservation Fund, Departmental Offices, Interior Fund Resources:<br>Undisbursed Funds   | No Year                   |     | 014 | 5571 | 000                                      | 8,702,536.02  | 19,000,000.00  | -----            | 20,451,473.29   | -----                           | 7,251,062.73     |

Footnotes at End of Chapter

## Appropriations, Outlays, and Balances - Continued

| Appropriation or Fund Account<br><br>Title   | Account Symbol            |     |     |      | Balances,<br>Beginning of<br>Fiscal Year | Appropriations<br>and Other<br>Obligational<br>Authority <sup>1</sup> | Transfers<br>Borrowings<br>and<br>Investment<br>(Net) <sup>2</sup> | Outlays<br>(Net) | Balances<br>Withdrawn<br>and Other<br>Transactions <sup>3</sup> | Balances, End<br>of Fiscal Year |                  |
|--|---------------------------|-----|-----|------|--|---|--|------------------|---|---------------------------------|------------------|
|  | Period of<br>Availability | ATA | AID | MAIN |  |   |  |                  |   |                                 | SUB              |
| Geothermal Lease Revenues, Payment to Counties, Office of Natural Resources Revenue, Interior Fund Resources:<br>Undisbursed Funds | No Year                   |     | 014 | 5574 | 000                                      | 311,963.26  | 6,194,232.42   | -----            | 6,152,907.52  | -----                           | 353,288.16       |
| <b>Trust Fund Accounts</b>   |                           |     |     |      |  |   |  |                  |   |                                 |                  |
| Gifts and Bequest, Take Pride in America, Interior Fund Resources:<br>Undisbursed Funds  | No Year                   |     | 014 | 8369 | 000                                      | 63,094.85   | -----  | -----            | -----   | -----                           | 63,094.85        |
| Total, Departmental Offices  |                           |     |     |      |  | 2,789,125,577.52  | 5,091,300,556.56   | -65,000.00       | 5,091,087,568.68  | 3,129,145.92                    | 2,786,144,419.48 |
| <b>Insular Affairs</b>   |                           |     |     |      |  |   |  |                  |   |                                 |                  |
| <b>General Fund Accounts</b>   |                           |     |     |      |  |   |  |                  |   |                                 |                  |
| Assistance to Territories, Insular Affairs, Interior Fund Resources:<br>Undisbursed Funds  | 2022-2026                 |     | 014 | 0412 | 000                                      | 15,900,000.00   | -----  | -----            | -----   | -----                           | 15,900,000.00    |
|  | 2023-2024                 |     |     |      |  | -----   | 10,217,000.00  | -----            | 4,665,696.37  | -----                           | 5,551,303.63     |
|  | 2022-2023                 |     |     |      |  | 5,349,755.32  | -----  | -----            | 4,479,832.52  | -----                           | 869,922.80       |
|  | 2021-2022                 |     |     |      |  | 1,140,980.42  | -----  | -----            | 399,524.73  | -----                           | 741,455.69       |
|  | 2020-2021                 |     |     |      |  | 28,830,978.35   | -----  | -----            | 5,639,353.04  | -----                           | 23,191,625.31    |
|  | 2019-2020                 |     |     |      |  | 14,913.64   | -----  | -----            | -2,498.97   | -----                           | 17,412.61        |
|  | 2018-2019                 |     |     |      |  | 222,750.33  | -----  | -----            | 4,077.23  | -----                           | 218,673.10       |
|  | 2017-2018                 |     |     |      |  | 29,474.99   | -----  | -----            | 16,027.41   | 13,447.58                       | -----            |
|  | No Year                   |     |     |      |  | 251,204,836.21  | 110,140,000.00   | -----            | 86,070,343.07   | -----                           | 275,274,493.14   |
|  | Subtotal                  |     | 014 | 0412 | 000                                      | 302,693,689.26  | 120,357,000.00   | -----            | 101,272,355.40  | 13,447.58                       | 321,764,886.28   |
| Compact of Free Association, Insular Affairs, Interior Fund Resources:<br>Undisbursed Funds  | 2023                      |     | 014 | 0415 | 000                                      | -----   | -----  | -----            | -24,464,000.00  | -----                           | 24,464,000.00    |
|  | 2022                      |     |     |      |  | -----   | -----  | -----            | -5,196,916.20   | -----                           | 5,196,916.20     |
|  | 2021                      |     |     |      |  | 4,925,837.99  | -----  | -----            | 2,303,083.54  | -----                           | 2,622,754.45     |
|  | 2020                      |     |     |      |  | 1,789,096.21  | -----  | -----            | 122,701.39  | -----                           | 1,666,394.82     |
|  | No Year                   |     |     |      |  | 416,448,205.78  | 247,660,600.00   | -----            | 237,629,966.62  | -----                           | 426,478,839.16   |
|  | Subtotal                  |     | 014 | 0415 | 000                                      | 423,163,139.98  | 247,660,600.00   | -----            | 210,394,835.35  | -----                           | 460,428,904.63   |
| Payment to the United States Territories, Fiscal Assistance, Insular Affairs, Interior Fund Resources:<br>Undisbursed Funds        | No Year                   |     | 014 | 0418 | 000                                      | -----   | 288,235,314.00   | -----            | 288,235,314.00  | -----                           | -----            |
| Total, Insular Affairs   |                           |     |     |      |  | 725,856,829.24  | 656,252,914.00   | -----            | 599,902,504.75  | 13,447.58                       | 782,193,790.91   |
| <b>Office of the Solicitor</b>   |                           |     |     |      |  |   |  |                  |   |                                 |                  |
| <b>General Fund Accounts</b>   |                           |     |     |      |  |   |  |                  |   |                                 |                  |

Footnotes at End of Chapter

Appropriations, Outlays, and Balances - Continued

| Appropriation or Fund Account<br><br>Title  | Account Symbol            |     |     |      | Balances,<br>Beginning of<br>Fiscal Year | Appropriations<br>and Other<br>Obligational<br>Authority <sup>1</sup> | Transfers<br>Borrowings<br>and<br>Investment<br>(Net) <sup>2</sup> | Outlays<br>(Net) | Balances<br>Withdrawn<br>and Other<br>Transactions <sup>3</sup> | Balances, End<br>of Fiscal Year |                |
|---|---------------------------|-----|-----|------|--|---|--|------------------|---|---------------------------------|----------------|
|   | Period of<br>Availability | ATA | AID | MAIN |  |   |  |                  |   |                                 | SUB            |
| Salaries and Expenses, Office of the Solicitor, Interior<br>Fund Resources:               |                           |     |     |      |  |   |  |                  |   |                                 |                |
| Undisbursed Funds   | 2023-2024                 |     | 014 | 0107 | 000                                      | -----   | 101,050,000.00   | -----            | 86,133,831.63   | -----                           | 14,916,168.37  |
|   | 2023                      |     |     |      |  | -----   | -----  | -----            | -145,581.66   | -----                           | 145,581.66     |
|   | 2022-2023                 |     |     |      |  | 12,685,692.72   | -----  | -----            | 9,187,940.75  | -----                           | 3,497,751.97   |
|   | 2022                      |     |     |      |  | -79,798.99  | -----  | -----            | -79,798.99  | -----                           | -----          |
|   | 2021                      |     |     |      |  | 557,579.55  | -----  | -----            | 313,140.11  | -----                           | 244,439.44     |
|   | 2020                      |     |     |      |  | 90,400.67   | -----  | -----            | 19,216.33   | -----                           | 71,184.34      |
|   | 2019                      |     |     |      |  | 498,753.71  | -----  | -----            | 2,182.64  | -----                           | 496,571.07     |
|   | 2018                      |     |     |      |  | 1,249,619.02  | -----  | -----            | -----   | 1,249,619.02                    | -----          |
|   | Subtotal                  |     | 014 | 0107 | 000                                      | 15,002,246.68   | 101,050,000.00   | -----            | 95,430,930.81   | 1,249,619.02                    | 19,371,696.85  |
| Total, Office of the Solicitor  |                           |     |     |      |  | 15,002,246.68   | 101,050,000.00   | -----            | 95,430,930.81   | 1,249,619.02                    | 19,371,696.85  |
| <b>Office of Inspector General</b>  |                           |     |     |      |  |   |  |                  |   |                                 |                |
| <b>General Fund Accounts</b>  |                           |     |     |      |  |   |  |                  |   |                                 |                |
| Salaries and Expenses, Office of the Inspector General, Interior<br>Fund Resources:       |                           |     |     |      |  |   |  |                  |   |                                 |                |
| Undisbursed Funds   | 2022-2031                 |     | 014 | 0104 | 000                                      | 10,000,000.00   | -----  | -----            | 173,651.86  | -----                           | 9,826,348.14   |
|   | 2022-2030                 |     |     |      |  | 23,375,000.00   | -----  | -----            | -----   | -----                           | 23,375,000.00  |
|   | 2023-2025                 |     |     |      |  | -----   | 345,000.00   | -----            | -----   | -----                           | 345,000.00     |
|   | 2023-2024                 |     |     |      |  | -----   | 67,000,000.00  | -----            | 54,883,024.01   | -----                           | 12,116,975.99  |
|   | 2022-2024                 |     |     |      |  | 363,340.00  | -----  | -----            | 363,340.00  | -----                           | -----          |
|   | 2022-2023                 |     |     |      |  | 9,981,661.05  | -----  | -----            | 8,800,562.24  | -----                           | 1,181,098.81   |
|   | 2022                      |     |     |      |  | -410.70   | -----  | -----            | -410.70   | -----                           | -----          |
|   | 2021-2022                 |     |     |      |  | 1,605,977.42  | -----  | -----            | 319,420.48  | -----                           | 1,286,556.94   |
|   | 2020-2021                 |     |     |      |  | 390,652.00  | -----  | -----            | 7,014.56  | -----                           | 383,637.44     |
|   | 2019                      |     |     |      |  | 387,956.13  | -----  | -----            | -----   | -----                           | 387,956.13     |
|   | 2018                      |     |     |      |  | 485,220.81  | -----  | -----            | -----   | 485,220.81                      | -----          |
|   | No Year                   |     |     |      |  | 63,004,063.97   | 2,944,000.00   | -42,456.00       | 2,505,051.68  | -----                           | 63,400,556.29  |
|   | Subtotal                  |     | 014 | 0104 | 000                                      | 109,593,460.68  | 70,289,000.00  | -42,456.00       | 67,051,654.13   | 485,220.81                      | 112,303,129.74 |
| Total, Office of Inspector General  |                           |     |     |      |  | 109,593,460.68  | 70,289,000.00  | -42,456.00       | 67,051,654.13   | 485,220.81                      | 112,303,129.74 |
| <b>Office of the Special Trustee for American Indians</b>                                 |                           |     |     |      |  |   |  |                  |   |                                 |                |
| <b>General Fund Accounts</b>  |                           |     |     |      |  |   |  |                  |   |                                 |                |
| Federal Trust Programs, Bureau of Trust Funds Administration, Interior<br>Fund Resources: |                           |     |     |      |  |   |  |                  |   |                                 |                |
| Undisbursed Funds   | 2023                      |     | 014 | 0120 | 000                                      | -----   | -----  | -----            | -2,585,128.25   | -----                           | 2,585,128.25   |
|   | 2022                      |     |     |      |  | 628,166.75  | -----  | -----            | 128,217.75  | -----                           | 499,949.00     |
|   | 2021                      |     |     |      |  | 22,007.55   | -----  | -----            | -----   | -----                           | 22,007.55      |
|   | 2019                      |     |     |      |  | 83,158.09   | -----  | -----            | -----   | -----                           | 83,158.09      |
|   | No Year                   |     |     |      |  | 62,043,696.30   | 101,428,522.00   | -700,000.00      | 105,713,017.03  | -----                           | 57,059,201.27  |

Footnotes at End of Chapter



**Appropriations, Outlays, and Balances - Continued**

| Appropriation or Fund Account<br><br>Title   | Account Symbol            |     |     |      |     | Balances,<br>Beginning of<br>Fiscal Year | Appropriations<br>and Other<br>Obligational<br>Authority <sup>1</sup> | Transfers<br>Borrowings<br>and<br>Investment<br>(Net) <sup>2</sup> | Outlays<br>(Net) | Balances<br>Withdrawn<br>and Other<br>Transactions <sup>3</sup> | Balances, End<br>of Fiscal Year |
|--|---------------------------|-----|-----|------|-----|--|---|--|------------------|---|---------------------------------|
|  | Period of<br>Availability | ATA | AID | MAIN | SUB |  |   |  |                  |   |                                 |
| Transfer To:   |                           |     |     |      |     |  |   |  |                  |   |                                 |
| Bureau of Trust Funds Administration, Interior   | No Year                   | 014 | 014 | 0120 | 001 | 2,974,402.27                             | 9,667,000.00  | 700,000.00   | 10,324,410.91    | -----   | 3,016,991.36                    |
| Bureau of Trust Funds Administration, Interior   | No Year                   | 014 | 014 | 0120 | 020 | 819,650.04                               | 176,478.00  | -----  | 338,703.00       | -----   | 657,425.04                      |
|  | Subtotal                  |     | 014 | 0120 | 000 | 66,571,081.00                            | 111,272,000.00  | -----  | 113,919,220.44   | -----   | 63,923,860.56                   |
| Total, Office of the Special Trustee for American Indians  |                           |     |     |      |     | 66,571,081.00                            | 111,272,000.00  | -----  | 113,919,220.44   | -----   | 63,923,860.56                   |
| <b>National Indian Gaming Commission</b>   |                           |     |     |      |     |  |   |  |                  |   |                                 |
| <b>General Fund Accounts</b>   |                           |     |     |      |     |  |   |  |                  |   |                                 |
| Salaries and Expenses, National Indian Gaming Commission, Interior<br>Fund Resources:                  |                           |     |     |      |     |  |   |  |                  |   |                                 |
| Undisbursed Funds  | No Year                   |     | 014 | 0118 | 000 | 1,480,928.31                             | -----   | -----  | -431,756.16      | -----   | 1,912,684.47                    |
| <b>Special Fund Accounts</b>   |                           |     |     |      |     |  |   |  |                  |   |                                 |
| National Indian Gaming Commission, Gaming Activity Fees<br>Fund Resources:                             |                           |     |     |      |     |  |   |  |                  |   |                                 |
| Undisbursed Funds  | No Year                   |     | 014 | 5141 | 000 | 15,180,918.09                            | 27,767,327.73   | -----  | 24,240,134.41    | -----   | 18,708,111.41                   |
| Total, National Indian Gaming Commission   |                           |     |     |      |     | 16,661,846.40                            | 27,767,327.73   | -----  | 23,808,378.25    | -----   | 20,620,795.88                   |
| <b>Department-Wide Programs</b>  |                           |     |     |      |     |  |   |  |                  |   |                                 |
| <b>General Fund Accounts</b>   |                           |     |     |      |     |  |   |  |                  |   |                                 |
| Wildfire Suppression Operations Reserve Fund, Department-Wide<br>Programs, Interior<br>Fund Resources: |                           |     |     |      |     |  |   |  |                  |   |                                 |
| Undisbursed Funds  | No Year                   |     | 014 | 0130 | 000 | 330,000,000.00                           | 340,000,000.00  | -----  | -----            | -----   | 670,000,000.00                  |
| Office of Natural Resources Revenue, Department-Wide Programs,<br>Interior<br>Fund Resources:          |                           |     |     |      |     |  |   |  |                  |   |                                 |
| Undisbursed Funds  | 2023-2024                 |     | 014 | 1113 | 000 | -----                                    | 105,183,000.00  | -----  | 95,585,755.64    | -----   | 9,597,244.36                    |
|  | 2022-2023                 |     |     |      |     | 9,222,480.04                             | -----   | -----  | 9,105,825.79     | -----   | 116,654.25                      |
|  | 2021-2022                 |     |     |      |     | -----                                    | -----   | -----  | -453.99          | -----   | 453.99                          |
|  | 2020-2021                 |     |     |      |     | 86,659.97                                | -----   | -----  | -----            | -----   | 86,659.97                       |
|  | 2019-2020                 |     |     |      |     | 28,464.76                                | -----   | -----  | -----            | -----   | 28,464.76                       |
|  | 2018-2019                 |     |     |      |     | 25,931.67                                | -----   | -----  | -----            | -----   | 25,931.67                       |
|  | No Year                   |     |     |      |     | 87,507,047.06                            | 69,751,000.00   | -----  | 52,692,610.02    | -----   | 104,565,437.04                  |
|  | Subtotal                  |     | 014 | 1113 | 000 | 96,870,583.50                            | 174,934,000.00  | -----  | 157,383,737.46   | -----   | 114,420,846.04                  |
| Payments in Lieu of Taxes, Office of the Secretary<br>Fund Resources:                                  |                           |     |     |      |     |  |   |  |                  |   |                                 |
| Undisbursed Funds  | 2023                      |     | 014 | 1114 | 000 | -----                                    | 579,150,177.00  | -----  | 579,150,177.00   | -----   | -----                           |
|  | 2022                      |     |     |      |     | 51,214.63                                | -----   | -----  | 33,717.09        | -----   | 17,497.54                       |
|  | 2021                      |     |     |      |     | 13,738.90                                | -----   | -----  | -----            | -----   | 13,738.90                       |
|  | 2020                      |     |     |      |     | 18,846.80                                | -----   | -----  | -----            | -----   | 18,846.80                       |
|  | 2019                      |     |     |      |     | 7,577.55                                 | -----   | -----  | -----            | -----   | 7,577.55                        |
|  | 2018                      |     |     |      |     | 1,753.65                                 | -----   | -----  | -----            | 1,753.65  | -----                           |

Footnotes at End of Chapter

Appropriations, Outlays, and Balances - Continued

| Appropriation or Fund Account<br><br>Title  | Account Symbol            |     |     |      |     | Balances,<br>Beginning of<br>Fiscal Year | Appropriations<br>and Other<br>Obligational<br>Authority <sup>1</sup> | Transfers<br>Borrowings<br>and<br>Investment<br>(Net) <sup>2</sup> | Outlays<br>(Net) | Balances<br>Withdrawn<br>and Other<br>Transactions <sup>3</sup> | Balances, End<br>of Fiscal Year |
|---|---------------------------|-----|-----|------|-----|--|---|--|------------------|---|---------------------------------|
|   | Period of<br>Availability | ATA | AID | MAIN | SUB |  |   |  |                  |   |                                 |
| Central Hazardous Materials Fund, Department-Wide Programs, Interior<br>Fund Resources:                                     | Subtotal                  |     | 014 | 1114 | 000 | 93,131.53                                | 579,150,177.00  | -----  | 579,183,894.09   | 1,753.65  | 57,660.79                       |
| Undisbursed Funds   | 2020                      |     | 014 | 1121 | 000 | 5,701,023.92                             | -----   | -----  | 5,591,418.88     | -----   | 109,605.04                      |
|   | No Year                   |     |     |      |     | 7,098,766.75                             | 3,050,237.88  | -5,321,304.89  | -1,498,666.27    | -----   | 6,326,366.01                    |
| Transfer To:  |                           |     |     |      |     |  |   |  |                  |   |                                 |
| Bureau of Reclamation, Interior   | No Year                   | 014 | 014 | 1121 | 006 | 20,713.67                                | -----   | 12,974.82  | 12,285.56        | -----   | 21,402.93                       |
| United States Geological Survey, Interior   | No Year                   | 014 | 014 | 1121 | 008 | 142,307.58                               | -----   | 192,799.80   | 191,944.67       | -----   | 143,162.71                      |
| National Park Service, Interior   | No Year                   | 014 | 014 | 1121 | 010 | 18,273,971.99                            | 2,402,092.11  | 320,224.46   | 2,393,352.67     | -----   | 18,602,935.89                   |
| Bureau of Land Management, Interior   | No Year                   | 014 | 014 | 1121 | 011 | 5,450,069.77                             | 3,448,278.62  | 2,016,494.27   | 2,181,890.22     | -----   | 8,732,952.44                    |
| United States Fish and Wildlife Service, Interior   | No Year                   | 014 | 014 | 1121 | 016 | 6,739,855.82                             | 1,100,538.39  | 2,784,993.48   | 2,611,455.53     | -----   | 8,013,932.16                    |
| Bureau of Indian Affairs, Interior  | No Year                   | 014 | 014 | 1121 | 020 | 197,862.64                               | 62,853.00   | -6,181.94  | 72,445.70        | -----   | 182,088.00                      |
|   | Subtotal                  |     | 014 | 1121 | 000 | 43,624,572.14                            | 10,064,000.00   | 0.00   | 11,556,126.96    | -----   | 42,132,445.18                   |
| Wildland Fire Management, Department-Wide Programs, Interior<br>Fund Resources:   |                           |     |     |      |     |  |   |  |                  |   |                                 |
| Undisbursed Funds   | 2022-2025                 |     | 014 | 1125 | 000 | 275,000.00                               | -----   | -275,000.00  | -----            | -----   | -----                           |
|   | No Year                   |     |     |      |     | 284,753,290.00                           | 108,087,579.00  | -195,549,200.00  | -----            | -----   | 197,291,669.00                  |
| Transfer To:  |                           |     |     |      |     |  |   |  |                  |   |                                 |
| Departmental Offices, Interior  | 2023-2026                 | 014 | 014 | 1125 | 001 | -----                                    | 2,346,750.00  | -----  | 1,289.10         | -----   | 2,345,460.90                    |
|   | 2022-2025                 |     |     |      |     | 1,900,207.00                             | -----   | 275,000.00   | 1,739,644.04     | -----   | 435,562.96                      |
|   | 2021-2024                 |     |     |      |     | 174,033.62                               | -----   | -----  | 174,033.62       | -----   | -----                           |
|   | No Year                   |     |     |      |     | 24,010,833.93                            | 26,092,250.00   | 825,200.00   | 23,351,706.36    | -----   | 27,576,577.57                   |
| National Park Service, Interior   | No Year                   | 014 | 014 | 1125 | 010 | 80,377,886.49                            | 147,467,000.00  | 31,811,000.00  | 165,925,384.04   | -----   | 93,730,502.45                   |
| Bureau of Land Management, Interior   | No Year                   | 014 | 014 | 1125 | 011 | 411,702,208.68                           | 742,357,750.00  | 95,847,000.00  | 739,844,881.61   | -----   | 510,062,077.07                  |
| United States Fish & Wildlife Service, Interior   | No Year                   | 014 | 014 | 1125 | 016 | 54,239,408.60                            | 122,853,000.00  | 27,591,000.00  | 114,448,624.28   | -----   | 90,234,784.32                   |
| Bureau of Indian Affairs, Interior  | No Year                   | 014 | 014 | 1125 | 020 | 119,366,104.71                           | 281,745,000.00  | 46,006,000.00  | 247,043,958.99   | -----   | 200,073,145.72                  |
|   | Subtotal                  |     | 014 | 1125 | 000 | 976,798,973.03                           | 1,430,949,329.00  | 6,531,000.00   | 1,292,529,522.04 | -----   | 1,121,749,779.99                |
| Natural Resource Damage Assessment Fund, Natural Resource Damage<br>Assessment and Restoration, Interior<br>Fund Resources: |                           |     |     |      |     |  |   |  |                  |   |                                 |
| Undisbursed Funds   | No Year                   |     | 014 | 1618 | 000 | 4,233,781.98                             | 5,635,503.00  | -2,835,143.12  | 4,374,733.15     | -----   | 2,659,408.71                    |
| Transfer To:  |                           |     |     |      |     |  |   |  |                  |   |                                 |
| Bureau of Reclamation, Interior   | No Year                   | 014 | 014 | 1618 | 006 | 192,996.38                               | -----   | -----  | 28,711.17        | -----   | 164,285.21                      |
| U.S. Geological Survey, Interior  | No Year                   | 014 | 014 | 1618 | 008 | 1,860,760.14                             | 753,542.00  | 534,341.00   | 882,005.44       | -----   | 2,266,637.70                    |
| National Park Service, Interior   | No Year                   | 014 | 014 | 1618 | 010 | 2,400,023.31                             | 292,620.00  | 136,428.52   | 803,445.96       | -----   | 2,025,625.87                    |
| Bureau of Land Management, Interior   | No Year                   | 014 | 014 | 1618 | 011 | 734,816.62                               | 95,000.00   | -26,104.63   | 186,798.87       | -----   | 616,913.12                      |
| U.S. Fish and Wildlife Service, Interior  | No Year                   | 014 | 014 | 1618 | 016 | 4,901,893.47                             | 1,099,335.00  | 2,165,978.23   | 1,840,070.57     | -----   | 6,327,136.13                    |
| Bureau of Indian Affairs, Interior  | No Year                   | 014 | 014 | 1618 | 020 | 687,297.64                               | 161,000.00  | 24,500.00  | 54,907.91        | -----   | 817,889.73                      |
|   | Subtotal                  |     | 014 | 1618 | 000 | 15,011,569.54                            | 8,037,000.00  | -----  | 8,170,673.07     | -----   | 14,877,896.47                   |

Footnotes at End of Chapter

## Appropriations, Outlays, and Balances - Continued

| Appropriation or Fund Account<br><br>Title  | Account Symbol            |     |     |      | Balances,<br>Beginning of<br>Fiscal Year | Appropriations<br>and Other<br>Obligational<br>Authority <sup>1</sup> | Transfers<br>Borrowings<br>and<br>Investment<br>(Net) <sup>2</sup> | Outlays<br>(Net)  | Balances<br>Withdrawn<br>and Other<br>Transactions <sup>3</sup> | Balances, End<br>of Fiscal Year |                  |
|---|---------------------------|-----|-----|------|--|---|--|-------------------|---|---------------------------------|------------------|
|   | Period of<br>Availability | ATA | AID | MAIN |  |   |  |                   |   |                                 | SUB              |
| Energy Community Revitalization Program, Department-Wide Programs,<br>Interior                |                           |     |     |      |  |   |  |                   |   |                                 |                  |
| Fund Resources:   |                           |     |     |      |  |   |  |                   |   |                                 |                  |
| Undisbursed Funds   | 2022-2030                 |     | 014 | 2641 | 000                                      | 4,613,732,619.40  | -----  | -66,265,149.00    | 184,452,567.60  | -----                           | 4,363,014,902.80 |
|   | No Year                   |     |     |      |  | 6,958,878.92  | 5,000,000.00   | -----             | 598,051.40  | -----                           | 11,360,827.52    |
| Transfer To:  |                           |     |     |      |  |   |  |                   |   |                                 |                  |
| Office of the Solicitor, Interior   | 2022-2030                 | 014 | 014 | 2641 | 003                                      | 621,059.57  | -----  | -----             | 288,121.47  | -----                           | 332,938.10       |
| National Park Service, Interior   | 2022-2030                 | 014 | 014 | 2641 | 007                                      | 11,536,968.15   | -----  | 9,169,062.00      | 1,179,319.71  | -----                           | 19,526,710.44    |
| U.S. Geological Survey, Interior  | 2022-2030                 | 014 | 014 | 2641 | 008                                      | 193,652.00  | -----  | 1,763,000.00      | 117,611.36  | -----                           | 1,839,040.64     |
| Bureau of Land Management, Interior   | 2022-2030                 | 014 | 014 | 2641 | 011                                      | 2,082,123.47  | -----  | 16,379,343.00     | 1,899,591.88  | -----                           | 16,561,874.59    |
| U.S. Fish and Wildlife Service, Interior  | 2022-2030                 | 014 | 014 | 2641 | 016                                      | 15,974,299.35   | -----  | 14,251,100.00     | 574,015.85  | -----                           | 29,651,383.50    |
| Bureau of Indian Affairs, Interior  | 2022-2030                 | 014 | 014 | 2641 | 020                                      | 690,735.00  | -----  | -----             | -----   | -----                           | 690,735.00       |
| Bureau of Safety and Environmental Enforcement, Interior                                      | 2022-2030                 | 014 | 014 | 2641 | 022                                      | -----   | -----  | 3,300,000.00      | -----   | -----                           | 3,300,000.00     |
|   | Subtotal                  |     | 014 | 2641 | 000                                      | 4,651,790,335.86  | 5,000,000.00   | -21,402,644.00    | 189,109,279.27  | -----                           | 4,446,278,412.59 |
| <b>Special Fund Accounts</b>  |                           |     |     |      |  |   |  |                   |   |                                 |                  |
| Natural Resource Damage Assessment and Restoration Fund, Office of the<br>Secretary           |                           |     |     |      |  |   |  |                   |   |                                 |                  |
| Fund Resources:   |                           |     |     |      |  |   |  |                   |   |                                 |                  |
| Undisbursed Funds   | No Year                   |     | 014 | 5198 | 000                                      | 14,323,882.71   | 598,353,086.81   | 113,354,675.88    | 711,559,326.26  | -----                           | 14,472,319.14    |
| Transfer To:  |                           |     |     |      |  |   |  |                   |   |                                 |                  |
| Bureau of Reclamation, Interior   | No Year                   | 014 | 014 | 5198 | 006                                      | 76,003.85   | -----  | -----             | -----   | -----                           | 76,003.85        |
| U.S. Geological Survey, Interior  | No Year                   | 014 | 014 | 5198 | 008                                      | 9,923,514.10  | 1,218,447.00   | 15,554,575.49     | 5,253,838.37  | -----                           | 21,442,698.22    |
| National Park Service, Interior   | No Year                   | 014 | 014 | 5198 | 010                                      | 41,985,893.16   | 98,371.52  | 15,843,676.89     | 5,347,015.89  | -----                           | 52,580,925.68    |
| Bureau of Land Management, Interior   | No Year                   | 014 | 014 | 5198 | 011                                      | 885,704.35  | 11,173.00  | 170,539.72        | 54,814.31   | -----                           | 1,012,602.76     |
| U.S. Fish and Wildlife Service, Interior  | No Year                   | 014 | 014 | 5198 | 016                                      | 101,206,493.27  | 7,797,027.62   | 25,085,753.84     | 30,034,347.75   | -----                           | 104,054,926.98   |
| Bureau of Indian Affairs, Interior  | No Year                   | 014 | 014 | 5198 | 020                                      | 68,787.73   | -----  | 54,217.18         | -----   | -----                           | 123,004.91       |
| Unrealized Discount on Investments  |                           |     | 014 | 5198 | 000                                      | -10,546,738.43  | -----  | -11,987,893.03    | -----   | -----                           | -22,534,631.46   |
| Investments in US Treasury Securities   |                           |     |     |      |  | 2,362,783,667.54  | -----  | -235,891,966.14   | -----   | -----                           | 2,126,891,701.40 |
|   | Subtotal                  |     | 014 | 5198 | 000                                      | 2,520,707,208.28  | 607,478,105.95   | -77,816,420.17    | 752,249,342.58  | -----                           | 2,298,119,551.48 |
| National Parks and Public Land Legacy Restoration Fund,<br>Department-Wide Programs, Interior |                           |     |     |      |  |   |  |                   |   |                                 |                  |
| Fund Resources:   |                           |     |     |      |  |   |  |                   |   |                                 |                  |
| Undisbursed Funds   | No Year                   |     | 014 | 5715 | 000                                      | -----   | 1,277,361,431.23   | -1,277,111,431.23 | -----   | -----                           | 250,000.00       |
| Transfer To:  |                           |     |     |      |  |   |  |                   |   |                                 |                  |
| National Park Service   | No Year                   | 014 | 014 | 5715 | 007                                      | 327,174,180.63  | 327,137,870.00   | -----             | 414,846,961.70  | -----                           | 239,465,088.93   |
| Bureau of Land Management   | No Year                   | 014 | 014 | 5715 | 011                                      | 15,363,074.75   | 37,380,204.00  | -----             | 39,976,342.06   | -----                           | 12,766,936.69    |
| U.S. Fish and Wildlife Service  | No Year                   | 014 | 014 | 5715 | 016                                      | 251,560.47  | 52,132,225.00  | -----             | 45,242,727.93   | -----                           | 7,141,057.54     |
| Bureau of Indian Education  | No Year                   | 014 | 014 | 5715 | 077                                      | 17,602,035.17   | 57,397,965.00  | -----             | 13,233,293.77   | -----                           | 61,766,706.40    |
| FHWA GAOA LRF Allocations   | No Year                   | 069 | 014 | 5715 | 005                                      | 2,565,955.63  | 58,892,709.00  | 1,410,000.00      | 48,899,039.15   | -----                           | 13,969,625.48    |
| Unrealized Discount on Investments  |                           |     | 014 | 5715 | 000                                      | -36,434,498.14  | -----  | -122,421,634.16   | -----   | -----                           | -158,856,132.30  |
| Investments in US Treasury Securities   |                           |     |     |      |  | 2,828,814,747.70  | -----  | 1,398,123,065.39  | -----   | -----                           | 4,226,937,813.09 |

Footnotes at End of Chapter

Appropriations, Outlays, and Balances - Continued

| Appropriation or Fund Account<br><br>Title  | Account Symbol            |     |     |             | Balances,<br>Beginning of<br>Fiscal Year | Appropriations<br>and Other<br>Obligational<br>Authority <sup>1</sup> | Transfers<br>Borrowings<br>and<br>Investment<br>(Net) <sup>2</sup> | Outlays<br>(Net) | Balances<br>Withdrawn<br>and Other<br>Transactions <sup>3</sup> | Balances, End<br>of Fiscal Year |                   |
|---|---------------------------|-----|-----|-------------|--|---|--|------------------|---|---------------------------------|-------------------|
|   | Period of<br>Availability | ATA | AID | MAIN<br>SUB |  |   |  |                  |   |                                 |                   |
| <b>Intragovernmental Funds</b>  | Subtotal                  |     | 014 | 5715        | 000                                      | 3,155,337,056.21  | 1,810,302,404.23   | -----            | 562,198,364.61  | -----                           | 4,403,441,095.83  |
| Working Capital Fund, Departmental Management<br>Fund Resources:  |                           |     |     |             |  |   |  |                  |   |                                 |                   |
| Undisbursed Funds   | No Year                   |     | 014 | 4523        | 000                                      | 387,858,222.88  | 142,674,867.00   | -----            | 58,921,238.32   | -----                           | 471,611,851.56    |
| Interior Franchise Fund, Departmental Management<br>Fund Resources:                                       |                           |     |     |             |  |   |  |                  |   |                                 |                   |
| Undisbursed Funds   | No Year                   |     | 014 | 4529        | 000                                      | 1,248,211,797.86  | -----  | -----            | -1,024,807,502.65   | -----                           | 2,273,019,300.51  |
| Total, Department-Wide Programs   |                           |     |     |             |  | 13,426,303,450.83   | 5,108,589,883.18   | -92,688,064.17   | 2,586,494,675.75  | 1,753.65                        | 15,855,708,840.44 |
| Total, Departmental Offices   |                           |     |     |             |  | 17,149,114,569.64   | 11,166,521,681.47  | -92,795,520.17   | 8,577,694,932.81  | 4,879,186.98                    | 19,640,266,611.15 |
| <b>Deductions for Offsetting Receipts</b>   |                           |     |     |             |  |   |  |                  |   |                                 |                   |
| Proprietary Receipts from the Public  |                           |     |     |             |  | -----   | -13,045,822,840.36   | -----            | -13,045,822,840.36  | -----                           | -----             |
| Intrabudgetary Receipts Deducted by Agency  |                           |     |     |             |  | -----   | -1,019,768,639.17  | -----            | -1,019,768,639.17   | -----                           | -----             |
| Offsetting Governmental Receipts  |                           |     |     |             |  | -----   | -3,540,540.60  | -----            | -3,540,540.60   | -----                           | -----             |
| Total, Offsetting Receipts  |                           |     |     |             |  | -----   | -14,069,132,020.13   | -----            | -14,069,132,020.13  | -----                           | -----             |
| Total, Department of the Interior   |                           |     |     |             |  | 68,749,059,818.61   | 22,986,301,456.38  | -285,573,520.17  | 15,864,793,789.51   | 110,201,768.01                  | 75,474,792,197.30 |
| <b>Memorandum</b>   |                           |     |     |             |  |   |  |                  |   |                                 |                   |
| <b>Financing Accounts</b>   |                           |     |     |             |  |   |  |                  |   |                                 |                   |
| <b>Public Enterprise Funds</b>  |                           |     |     |             |  |   |  |                  |   |                                 |                   |
| Assistance to American Samoa Direct Loan Financing Account, Office of<br>the Secretary<br>Fund Resources: |                           |     |     |             |  |   |  |                  |   |                                 |                   |
| Undisbursed Funds   | No Year                   |     | 014 | 4163        | 000                                      | -----   | -----  | -488,642.91      | -488,642.91   | -----                           | -----             |
| Authority to Borrow from the Treasury   |                           |     |     |             |  | -----   | 201,270.85   | -201,270.85      | -----   | -----                           | -----             |
| Subtotal  |                           |     | 014 | 4163        | 000                                      | - 0 -   | 201,270.85   | -689,913.76      | -488,642.91   | -----                           | - 0 -             |
| Guaranteed Loan Financing Account, Bureau of Indian Affairs,<br>Interior<br>Fund Resources:               |                           |     |     |             |  |   |  |                  |   |                                 |                   |
| Undisbursed Funds   | No Year                   |     | 014 | 4415        | 000                                      | 68,090,661.75   | -----  | -29,361.34       | 12,364,805.66   | -----                           | 55,696,494.75     |
| Authority to Borrow from the Treasury   |                           |     |     |             |  | -----   | 688.66   | -688.66          | -----   | -----                           | -----             |
| Subtotal  |                           |     | 014 | 4415        | 000                                      | 68,090,661.75   | 688.66   | -30,050.00       | 12,364,805.66   | -----                           | 55,696,494.75     |
| Direct Loan Financing Account, Bureau of Indian Affairs, Interior<br>Fund Resources:                      |                           |     |     |             |  |   |  |                  |   |                                 |                   |
| Undisbursed Funds   | No Year                   |     | 014 | 4416        | 000                                      | 79,620.54   | -----  | -255,400.00      | -262,248.39   | -----                           | 86,468.93         |
| <b>Intragovernmental Funds</b>  |                           |     |     |             |  |   |  |                  |   |                                 |                   |
| Direct Loans, Loan Financing Account, Bureau of Reclamation<br>Fund Resources:                            |                           |     |     |             |  |   |  |                  |   |                                 |                   |
| Undisbursed Funds   | No Year                   |     | 014 | 4547        | 000                                      | -----   | -----  | -1,326,860.45    | -1,326,860.45   | -----                           | -----             |

Footnotes at End of Chapter

## Appropriations, Outlays, and Balances - Continued

| Appropriation or Fund Account | Account Symbol            |     |     |      |     | Balances,<br>Beginning of<br>Fiscal Year | Appropriations<br>and Other<br>Obligational<br>Authority <sup>1</sup> | Transfers<br>Borrowings<br>and<br>Investment<br>(Net) <sup>2</sup> | Outlays<br>(Net) | Balances<br>Withdrawn<br>and Other<br>Transactions <sup>3</sup> | Balances, End<br>of Fiscal Year |
|-------------------------------|---------------------------|-----|-----|------|-----|--|---|--|------------------|---|---------------------------------|
| Title                         | Period of<br>Availability | ATA | AID | MAIN | SUB |  |   |  |                  |   |                                 |
| Total, Financing Accounts     |                           |     |     |      |     | 68,170,282.29                            | 201,959.51  | -2,302,224.21  | 10,287,053.91    | -----   | 55,782,963.68                   |

Footnotes at End of Chapter

Footnotes

- 1 The amounts in this column, unless otherwise footnoted, represent appropriations, increases and rescissions in borrowing authority or new contract authority. Appropriation accounts with appropriation transfer activity are presented in Table 1 (Appropriations and Appropriation Transfers) at the end of this chapter.
- 2 The amounts in this column, unless otherwise footnoted, represent transfers - other than appropriation transfers, borrowings (gross), investments (net), unrealized discounts or funds held outside the Treasury.
- 3 The amounts in this column, unless otherwise footnoted, represent obligated balances canceled for fiscal year 2018 pursuant to 31 U.S.C. 1553 and adjustments to borrowing and contract authority.
- 4 The opening balance(s) of the following account(s) have been adjusted during the current fiscal year and do not agree with last year's closing balance(s):

| <u>Account Symbol: (ATA, AID, POA, MAIN, SUB)</u> | <u>Adjustment</u> |
|---|-------------------|
| 014 2022-2031 1109 000 - Undi sbursed Funds       | \$289,451,846.00  |
| 014 2022-2026 1109 000 - Undi sbursed Funds       | \$41,069,997.00   |
| 014 2022-2026 1917 000 - Undi sbursed Funds       | \$40,770,580.00   |
| 014 2022-2026 1611 000 - Undi sbursed Funds       | \$42,916,400.00   |
| 014 2022-2031 1036 000 - Undi sbursed Funds       | \$189,640,866.00  |
| 014 2022-2026 1036 000 - Undi sbursed Funds       | \$4,990,279.00    |
| 014 X 5035 000 - Unfunded Contract Authority      | \$27,660,000.00   |
| 014 2022-2031 0102 000 - Undi sbursed Funds       | -\$479,092,712.00 |
| 014 2022-2026 0102 000 - Undi sbursed Funds       | -\$129,747,256.00 |
| 014 X 8030 000 - Undi sbursed Funds               | -\$29.87          |

- 5 Represents capital transfer to miscellaneous receipts.
- 6 The letter (T) denotes that the account by law is a trust account, but for reporting purposes is treated as other than trust.

## Appropriations, Outlays, and Balances - Continued

### Footnotes

Table 1 - Appropriations and Appropriation Transfers - Department of the Interior

| AID | ATA | Period of Availability | MAIN | Net Appropriations and Appropriation Transfers | Appropriation Amount | Net Appropriation Transfers | AID Involved | ATA Involved | Period of Availability Involved | MAIN Involved | Amount From or To (-) |
|-----|-----|------------------------|------|--|----------------------|-----------------------------|--------------|--------------|---------------------------------|---------------|-----------------------|
| 014 | 012 | X                      | 5573 | 500,000.00                                     | 0.00                 | 500,000.00                  | 014          |              | X                               | 5573          | 500,000.00            |
| 014 |     | X                      | 0102 | 69,956,264.26                                  | 156,295,000.00       | -86,338,735.74              | 014          |              | X                               | 0104          | -710,000.00           |
|     |     |                        |      |  |                      |                             | 014          |              | X                               | 2100          | -2,033,907.74         |
|     |     |                        |      |  |                      |                             | 014          | 014          | X                               | 0102          | -2,107,382.00         |
|     |     |                        |      |  |                      |                             | 014          | 014          | X                               | 0102          | -1,826,000.00         |
|     |     |                        |      |  |                      |                             | 014          | 014          | X                               | 0102          | -109,867.00           |
|     |     |                        |      |  |                      |                             | 014          | 014          | X                               | 0102          | -4,173,872.00         |
|     |     |                        |      |  |                      |                             | 014          | 014          | X                               | 0102          | -5,191,289.00         |
|     |     |                        |      |  |                      |                             | 014          | 014          | X                               | 0102          | -67,793,648.00        |
|     |     |                        |      |  |                      |                             | 014          | 014          | X                               | 0102          | -1,392,770.00         |
|     |     |                        |      |  |                      |                             | 014          | 014          | X                               | 0102          | -1,000,000.00         |
| 014 |     | X                      | 0104 | 2,944,000.00                                   | 0.00                 | 2,944,000.00                | 014          |              | X                               | 0102          | 710,000.00            |
|     |     |                        |      |  |                      |                             | 014          |              | X                               | 1125          | 1,313,000.00          |
|     |     |                        |      |  |                      |                             | 014          |              | X                               | 1611          | 455,000.00            |
|     |     |                        |      |  |                      |                             | 014          |              | X                               | 2100          | 216,000.00            |
|     |     |                        |      |  |                      |                             | 014          |              | X                               | 2301          | 250,000.00            |
| 014 |     | 2325                   | 0104 | 345,000.00                                     | 0.00                 | 345,000.00                  | 014          |              | 2325                            | 0804          | 345,000.00            |
| 014 |     | X                      | 0120 | 101,428,522.00                                 | 111,272,000.00       | -9,843,478.00               | 014          | 014          | X                               | 0120          | -9,667,000.00         |
|     |     |                        |      |  |                      |                             | 014          | 014          | X                               | 0120          | -176,478.00           |
| 014 |     | X                      | 0680 | 2,668,368,881.73                               | 1,805,626,881.73     | 862,742,000.00              | 014          |              | X                               | 4079          | -7,587,000.00         |
|     |     |                        |      |  |                      |                             | 014          |              | X                               | 4081          | -21,400,000.00        |
|     |     |                        |      |  |                      |                             | 014          |              | X                               | 5430          | 1,641,229,000.00      |
|     |     |                        |      |  |                      |                             | 014          |              | X                               | 5483          | -10,000,000.00        |
|     |     |                        |      |  |                      |                             | 014          |              | X                               | 5624          | -739,500,000.00       |
| 014 |     | X                      | 0787 | 16,400,000.00                                  | 21,400,000.00        | -5,000,000.00               | 014          |              | X                               | 5174          | -5,000,000.00         |
| 014 |     | 2325                   | 0804 | 68,655,000.00                                  | 69,000,000.00        | -345,000.00                 | 014          |              | 2325                            | 0104          | -345,000.00           |
| 014 |     | X                      | 1036 | 1,404,798.19                                   | 0.00                 | 1,404,798.19                | 014          |              | X                               | 5762          | 1,404,798.19          |
| 014 |     | 23                     | 1036 | 2,574,299,000.00                               | 2,577,599,000.00     | -3,300,000.00               | 247          |              | 23                              | 5721          | -3,300,000.00         |
| 014 |     | 2324                   | 1036 | 332,089,558.50                                 | 345,825,000.00       | -13,735,441.50              | 011          |              | 2324                            | 1070          | 131,945.00            |
|     |     |                        |      |  |                      |                             | 014          | 069          | 2324                            | 1036          | -13,867,386.50        |
| 014 |     | X                      | 1039 | 1,582,217,029.00                               | 1,739,803,000.00     | -157,585,971.00             | 014          | 069          | X                               | 1039          | -157,585,971.00       |
| 014 |     | 2324                   | 1109 | 1,141,894,000.00                               | 1,144,894,000.00     | -3,000,000.00               | 014          | 014          | 2324                            | 1109          | -3,000,000.00         |

Appropriations, Outlays, and Balances - Continued

Footnotes

Table 1 - Appropriations and Appropriation Transfers - Department of the Interior

| AID | ATA | Period of Availability | MAIN | Net Appropriations and Appropriation Transfers | Appropriation Amount | Net Appropriation Transfers | AID Involved | ATA Involved | Period of Availability Involved | MAIN Involved | Amount From or To (-) |                |
|-----|-----|------------------------|------|--|----------------------|-----------------------------|--------------|--------------|---------------------------------|---------------|-----------------------|----------------|
| 014 |     | X                      | 1121 | 3,050,237.88                                   | 10,064,000.00        | -7,013,762.12               | 014          | 014          | X                               | 1121          | -2,402,092.11         |                |
|     |     |                        |      |  |                      |                             | 014          | 014          | X                               | 1121          | -3,448,278.62         |                |
|     |     |                        |      |  |                      |                             | 014          | 014          | X                               | 1121          | -1,100,538.39         |                |
|     |     |                        |      |  |                      |                             | 014          | 014          | X                               | 1121          | -62,853.00            |                |
| 014 |     | X                      | 1125 | 108,087,579.00                                 | 1,430,386,000.00     | -1,322,298,421.00           | 012          |              | X                               | 1115          | -470,421.00           |                |
|     |     |                        |      |  |                      |                             | 014          |              | X                               | 0104          | -1,313,000.00         |                |
|     |     |                        |      |  |                      |                             | 014          | 014          | X                               | 1125          | -26,092,250.00        |                |
|     |     |                        |      |  |                      |                             | 014          | 014          | X                               | 1125          | -147,467,000.00       |                |
|     |     |                        |      |  |                      |                             | 014          | 014          | X                               | 1125          | -742,357,750.00       |                |
|     |     |                        |      |  |                      |                             | 014          | 014          | X                               | 1125          | -122,853,000.00       |                |
|     |     |                        |      |  |                      |                             | 014          | 014          | X                               | 1125          | -281,745,000.00       |                |
| 014 |     | X                      | 1611 | 98,543,775.00                                  | 91,000,000.00        | 7,543,775.00                | 012          |              | X                               | 1106          | 7,498,775.00          |                |
|     |     |                        |      |  |                      |                             | 014          |              | X                               | 0104          | -455,000.00           |                |
|     |     |                        |      |  |                      |                             | 014          |              |                                 | 2324          | 1611                  | 500,000.00     |
| 014 |     | 2324                   | 1611 | 1,529,543,000.00                               | 1,530,043,000.00     | -500,000.00                 | 014          |              | X                               | 1611          | -500,000.00           |                |
| 014 |     | X                      | 1618 | 5,635,503.00                                   | 8,037,000.00         | -2,401,497.00               | 014          | 014          | X                               | 1618          | -753,542.00           |                |
|     |     |                        |      |  |                      |                             | 014          | 014          | X                               | 1618          | -292,620.00           |                |
|     |     |                        |      |  |                      |                             | 014          | 014          | X                               | 1618          | -95,000.00            |                |
|     |     |                        |      |  |                      |                             | 014          | 014          | X                               | 1618          | -1,099,335.00         |                |
|     |     |                        |      |  |                      |                             | 014          | 014          | X                               | 1618          | -161,000.00           |                |
| 014 |     | X                      | 2100 | 153,103,907.74                                 | 87,700,000.00        | 65,403,907.74               | 014          |              | X                               | 0102          | 2,033,907.74          |                |
|     |     |                        |      |  |                      |                             | 014          |              | X                               | 0104          | -216,000.00           |                |
|     |     |                        |      |  |                      |                             | 014          |              |                                 | 2324          | 2100                  | 63,586,000.00  |
| 014 |     | 2324                   | 2100 | 1,892,073,766.00                               | 1,906,998,000.00     | -14,924,234.00              | 014          |              | X                               | 2100          | -63,586,000.00        |                |
|     |     |                        |      |  |                      |                             | 014          |              |                                 | 2324          | 2106                  | 48,661,766.00  |
| 014 |     | 2324                   | 2106 | 1,084,890,234.00                               | 1,133,552,000.00     | -48,661,766.00              | 014          |              |                                 | 2324          | 2100                  | -48,661,766.00 |
| 014 |     | X                      | 2301 | 205,559,000.00                                 | 195,809,000.00       | 9,750,000.00                | 014          |              | X                               | 0104          | -250,000.00           |                |
|     |     |                        |      |  |                      |                             | 014          |              |                                 | 1728          | 5639                  | 10,000,000.00  |
| 014 |     | X                      | 4079 | 7,587,000.00                                   | 0.00                 | 7,587,000.00                | 014          |              | X                               | 0680          | 7,587,000.00          |                |
| 014 |     | X                      | 4081 | 21,400,000.00                                  | 0.00                 | 21,400,000.00               | 014          |              | X                               | 0680          | 21,400,000.00         |                |
| 014 |     | X                      | 4523 | 142,674,867.00                                 | 112,198,000.00       | 30,476,867.00               | 011          |              | X                               | 5512          | 30,476,867.00         |                |
| 014 |     | X                      | 5174 | 5,000,000.00                                   | 0.00                 | 5,000,000.00                | 014          |              | X                               | 0787          | 5,000,000.00          |                |



## Appropriations, Outlays, and Balances - Continued

### Footnotes

Table 1 - Appropriations and Appropriation Transfers - Department of the Interior

| AID | ATA | Period of Availability | MAIN | Net Appropriations and Appropriation Transfers | Appropriation Amount | Net Appropriation Transfers | AID Involved | ATA Involved | Period of Availability Involved | MAIN Involved | Amount From or To (-) |
|-----|-----|------------------------|------|--|----------------------|-----------------------------|--------------|--------------|---------------------------------|---------------|-----------------------|
| 014 |     | X                      | 5198 | -16,544,816.14                                 | 0.00                 | -16,544,816.14              | 012          |              | X                               | 5215          | -114,391.00           |
|     |     |                        |      |  |                      |                             | 013          |              | X                               | 4316          | -5,965,406.00         |
|     |     |                        |      |  |                      |                             | 014          | 014          | X                               | 5198          | -1,218,447.00         |
|     |     |                        |      |  |                      |                             | 014          | 014          | X                               | 5198          | -98,371.52            |
|     |     |                        |      |  |                      |                             | 014          | 014          | X                               | 5198          | -11,173.00            |
|     |     |                        |      |  |                      |                             | 014          | 014          | X                               | 5198          | -7,797,027.62         |
|     |     |                        |      |  |                      |                             | 068          |              | X                               | 4365          | -1,340,000.00         |
| 014 |     | X                      | 5425 | -6,450,490.23                                  | 0.00                 | -6,450,490.23               | 013          |              | X                               | 5362          | -6,450,490.23         |
| 014 |     | X                      | 5430 | 648,192.00                                     | 1,641,877,192.00     | -1,641,229,000.00           | 014          |              | X                               | 0680          | -1,641,229,000.00     |
| 014 |     | X                      | 5483 | 10,000,000.00                                  | 0.00                 | 10,000,000.00               | 014          |              | X                               | 0680          | 10,000,000.00         |
| 014 |     | X                      | 5573 | -2,000,000.00                                  | 0.00                 | -2,000,000.00               | 014          | 012          | X                               | 5573          | -500,000.00           |
|     |     |                        |      |  |                      |                             | 014          | 014          | X                               | 5573          | -1,200,000.00         |
|     |     |                        |      |  |                      |                             | 014          | 068          | X                               | 5573          | -300,000.00           |
| 014 |     | X                      | 5624 | 739,500,000.00                                 | 0.00                 | 739,500,000.00              | 014          |              | X                               | 0680          | 739,500,000.00        |
| 014 |     | 1728                   | 5639 | 25,000,000.00                                  | 35,000,000.00        | -10,000,000.00              | 014          |              | X                               | 2301          | -10,000,000.00        |
| 014 |     | X                      | 5715 | 1,204,687,873.00                               | 1,900,000,000.00     | -695,312,127.00             | 012          |              | X                               | 5716          | -162,371,154.00       |
|     |     |                        |      |  |                      |                             | 014          | 014          | X                               | 5715          | -327,137,870.00       |
|     |     |                        |      |  |                      |                             | 014          | 014          | X                               | 5715          | -37,380,204.00        |
|     |     |                        |      |  |                      |                             | 014          | 014          | X                               | 5715          | -52,132,225.00        |
|     |     |                        |      |  |                      |                             | 014          | 014          | X                               | 5715          | -57,397,965.00        |
|     |     |                        |      |  |                      |                             | 014          | 069          | X                               | 5715          | -58,892,709.00        |
| 014 |     | X                      | 5762 | 0.00   | 1,404,798.19         | -1,404,798.19               | 014          |              | X                               | 1036          | -1,404,798.19         |
| 014 |     | X                      | 8151 | 452,500,000.00                                 | 0.00                 | 452,500,000.00              | 070          |              | X                               | 8147          | 717,011,259.06        |
|     |     |                        |      |  |                      |                             | 070          |              | X                               | 8149          | -150,511,259.06       |
|     |     |                        |      |  |                      |                             | 096          |              | X                               | 8333          | -114,000,000.00       |
| 014 |     | X                      | 8370 | 15,099,000.00                                  | 0.00                 | 15,099,000.00               | 070          |              | X                               | 8185          | 15,099,000.00         |
| 014 | 014 | X                      | 0102 | 2,107,382.00                                   | 0.00                 | 2,107,382.00                | 014          |              | X                               | 0102          | 2,107,382.00          |
| 014 | 014 | X                      | 0102 | 1,826,000.00                                   | 0.00                 | 1,826,000.00                | 014          |              | X                               | 0102          | 1,826,000.00          |
| 014 | 014 | X                      | 0102 | 109,867.00                                     | 0.00                 | 109,867.00                  | 014          |              | X                               | 0102          | 109,867.00            |
| 014 | 014 | X                      | 0102 | 4,173,872.00                                   | 0.00                 | 4,173,872.00                | 014          |              | X                               | 0102          | 4,173,872.00          |
| 014 | 014 | X                      | 0102 | 5,191,289.00                                   | 0.00                 | 5,191,289.00                | 014          |              | X                               | 0102          | 5,191,289.00          |
| 014 | 014 | X                      | 0102 | 67,793,648.00                                  | 0.00                 | 67,793,648.00               | 014          |              | X                               | 0102          | 67,793,648.00         |

Footnotes

Table 1 - Appropriations and Appropriation Transfers - Department of the Interior

| AID | ATA | Period of Availability | MAIN | Net Appropriations and Appropriation Transfers | Appropriation Amount | Net Appropriation Transfers | AID Involved | ATA Involved | Period of Availability Involved | MAIN Involved | Amount From or To (-) |
|-----|-----|------------------------|------|--|----------------------|-----------------------------|--------------|--------------|---------------------------------|---------------|-----------------------|
| 014 | 014 | X                      | 0102 | 1,392,770.00                                   | 0.00                 | 1,392,770.00                | 014          |              | X                               | 0102          | 1,392,770.00          |
| 014 | 014 | X                      | 0102 | 1,000,000.00                                   | 0.00                 | 1,000,000.00                | 014          |              | X                               | 0102          | 1,000,000.00          |
| 014 | 014 | X                      | 0120 | 9,667,000.00                                   | 0.00                 | 9,667,000.00                | 014          |              | X                               | 0120          | 9,667,000.00          |
| 014 | 014 | X                      | 0120 | 176,478.00                                     | 0.00                 | 176,478.00                  | 014          |              | X                               | 0120          | 176,478.00            |
| 014 | 014 | 2324                   | 1109 | 3,000,000.00                                   | 0.00                 | 3,000,000.00                | 014          |              | 2324                            | 1109          | 3,000,000.00          |
| 014 | 014 | X                      | 1121 | 2,402,092.11                                   | 0.00                 | 2,402,092.11                | 014          |              | X                               | 1121          | 2,402,092.11          |
| 014 | 014 | X                      | 1121 | 3,448,278.62                                   | 0.00                 | 3,448,278.62                | 014          |              | X                               | 1121          | 3,448,278.62          |
| 014 | 014 | X                      | 1121 | 1,100,538.39                                   | 0.00                 | 1,100,538.39                | 014          |              | X                               | 1121          | 1,100,538.39          |
| 014 | 014 | X                      | 1121 | 62,853.00                                      | 0.00                 | 62,853.00                   | 014          |              | X                               | 1121          | 62,853.00             |
| 014 | 014 | X                      | 1125 | 26,092,250.00                                  | 0.00                 | 26,092,250.00               | 014          |              | X                               | 1125          | 26,092,250.00         |
| 014 | 014 | X                      | 1125 | 147,467,000.00                                 | 0.00                 | 147,467,000.00              | 014          |              | X                               | 1125          | 147,467,000.00        |
| 014 | 014 | X                      | 1125 | 742,357,750.00                                 | 0.00                 | 742,357,750.00              | 014          |              | X                               | 1125          | 742,357,750.00        |
| 014 | 014 | X                      | 1125 | 122,853,000.00                                 | 0.00                 | 122,853,000.00              | 014          |              | X                               | 1125          | 122,853,000.00        |
| 014 | 014 | X                      | 1125 | 281,745,000.00                                 | 0.00                 | 281,745,000.00              | 014          |              | X                               | 1125          | 281,745,000.00        |
| 014 | 014 | 2326                   | 1125 | 2,346,750.00                                   | 0.00                 | 2,346,750.00                | 014          |              | 2326                            | 1125          | 2,346,750.00          |
| 014 | 014 | X                      | 1618 | 753,542.00                                     | 0.00                 | 753,542.00                  | 014          |              | X                               | 1618          | 753,542.00            |
| 014 | 014 | X                      | 1618 | 292,620.00                                     | 0.00                 | 292,620.00                  | 014          |              | X                               | 1618          | 292,620.00            |
| 014 | 014 | X                      | 1618 | 95,000.00                                      | 0.00                 | 95,000.00                   | 014          |              | X                               | 1618          | 95,000.00             |
| 014 | 014 | X                      | 1618 | 1,099,335.00                                   | 0.00                 | 1,099,335.00                | 014          |              | X                               | 1618          | 1,099,335.00          |
| 014 | 014 | X                      | 1618 | 161,000.00                                     | 0.00                 | 161,000.00                  | 014          |              | X                               | 1618          | 161,000.00            |
| 014 | 014 | X                      | 5198 | 1,218,447.00                                   | 0.00                 | 1,218,447.00                | 014          |              | X                               | 5198          | 1,218,447.00          |
| 014 | 014 | X                      | 5198 | 98,371.52                                      | 0.00                 | 98,371.52                   | 014          |              | X                               | 5198          | 98,371.52             |
| 014 | 014 | X                      | 5198 | 11,173.00                                      | 0.00                 | 11,173.00                   | 014          |              | X                               | 5198          | 11,173.00             |
| 014 | 014 | X                      | 5198 | 7,797,027.62                                   | 0.00                 | 7,797,027.62                | 014          |              | X                               | 5198          | 7,797,027.62          |
| 014 | 014 | X                      | 5573 | 1,200,000.00                                   | 0.00                 | 1,200,000.00                | 014          |              | X                               | 5573          | 1,200,000.00          |
| 014 | 014 | X                      | 5715 | 327,137,870.00                                 | 0.00                 | 327,137,870.00              | 014          |              | X                               | 5715          | 327,137,870.00        |
| 014 | 014 | X                      | 5715 | 37,380,204.00                                  | 0.00                 | 37,380,204.00               | 014          |              | X                               | 5715          | 37,380,204.00         |
| 014 | 014 | X                      | 5715 | 52,132,225.00                                  | 0.00                 | 52,132,225.00               | 014          |              | X                               | 5715          | 52,132,225.00         |
| 014 | 014 | X                      | 5715 | 57,397,965.00                                  | 0.00                 | 57,397,965.00               | 014          |              | X                               | 5715          | 57,397,965.00         |
| 014 | 068 | X                      | 5573 | 300,000.00                                     | 0.00                 | 300,000.00                  | 014          |              | X                               | 5573          | 300,000.00            |
| 014 | 069 | 2324                   | 1036 | 13,867,386.50                                  | 0.00                 | 13,867,386.50               | 014          |              | 2324                            | 1036          | 13,867,386.50         |
| 014 | 069 | X                      | 1039 | 157,585,971.00                                 | 0.00                 | 157,585,971.00              | 014          |              | X                               | 1039          | 157,585,971.00        |

## Appropriations, Outlays, and Balances - Continued

### Footnotes

Table 1 - Appropriations and Appropriation Transfers - Department of the Interior

| AID   | ATA | Period<br>of<br>Availability | MAIN | Net Appropriations and<br>Appropriation Transfers | Appropriation Amount | Net Appropriation<br>Transfers | AID<br>Involved | ATA<br>Involved | Period<br>of<br>Availability<br>Involved | MAIN<br>Involved | Amount From or To (-) |
|-------|-----|------------------------------|------|---|----------------------|--------------------------------|-----------------|-----------------|--|------------------|-----------------------|
| 014   | 069 | X                            | 5715 | 58,892,709.00                                     | 0.00                 | 58,892,709.00                  | 014             |                 | X  | 5715             | 58,892,709.00         |
| Total |     |                              |      | 18,383,825,346.69                                 | 18,055,783,871.92    | 328,041,474.77                 |                 |                 |  |                  | 328,041,474.77        |

Appropriations, Outlays, and Balances - Continued

| Appropriation or Fund Account<br><br>Title   | Account Symbol            |     |     |      | Balances,<br>Beginning of<br>Fiscal Year | Appropriations<br>and Other<br>Obligational<br>Authority <sup>1</sup> | Transfers<br>Borrowings<br>and<br>Investment<br>(Net) <sup>2</sup> | Outlays<br>(Net) | Balances<br>Withdrawn<br>and Other<br>Transactions <sup>3</sup> | Balances, End<br>of Fiscal Year |
|--|---------------------------|-----|-----|------|--|---|--|------------------|---|---------------------------------|
|  | Period of<br>Availability | ATA | AID | MAIN |  |   |  |                  |   |                                 |
| <p><b>Department of Justice</b><br/> <b>General Administration</b><br/> <b>General Fund Accounts</b></p>           |                           |     |     |      |  |   |  |                  |   |                                 |
| <p>Salaries and Expenses, General Administration, Justice<br/> Fund Resources:</p>                                 |                           |     |     |      |  |   |  |                  |   |                                 |
| Undisbursed Funds  | 2023-2024                 |     | 015 | 0129 | 000                                      | -----   | 4,000,000.00   | -----            | -----   | 4,000,000.00                    |
|  | 2023                      |     |     |      |  | -----   | 140,000,000.00   | -----            | 121,848,658.89  | 18,151,341.11                   |
|  | 2022-2023                 |     |     |      |  | <sup>4</sup> 4,000,000.00   | -----  | -----            | 839,449.88  | 3,160,550.12                    |
|  | 2022                      |     |     |      |  | <sup>4</sup> 10,410,076.56  | -----  | -----            | 6,445,286.42  | 3,964,790.14                    |
|  | 2021                      |     |     |      |  | 1,442,867.43  | -----  | -----            | -3,960,214.40   | 5,403,081.83                    |
|  | 2020                      |     |     |      |  | 3,858,156.81  | -----  | -----            | -930,193.47   | 4,788,350.28                    |
|  | 2019                      |     |     |      |  | 4,307,879.61  | -----  | -----            | -534,693.86   | 4,842,573.47                    |
|  | 2018                      |     |     |      |  | 11,728,058.79   | -----  | -11,249,656.44   | 378,402.35  | 100,000.00                      |
|  | No Year                   |     |     |      |  | 84,681,676.43   | -5,000,000.00  | 4,000,000.00     | 8,087,511.97  | 75,594,164.46                   |
|  | Subtotal                  |     | 015 | 0129 | 000                                      | 120,428,715.63  | 139,000,000.00   | -7,249,656.44    | 132,174,207.78  | 119,904,851.41                  |
| <p>Counterterrorism Fund, General Administration, Justice<br/> Fund Resources:</p>                                 |                           |     |     |      |  |   |  |                  |   |                                 |
| Undisbursed Funds  | No Year                   |     | 015 | 0130 | 000                                      | -841.26   | -----  | -----            | -841.26   | -----                           |
| <p>Tactical Law Enforcement Wireless Communications, General<br/> Administration, Justice<br/> Fund Resources:</p> |                           |     |     |      |  |   |  |                  |   |                                 |
| Undisbursed Funds  | No Year                   |     | 015 | 0132 | 000                                      | 266,996.56  | -----  | -----            | 266,996.56  | -----                           |
| <p>Justice Information Sharing Technology, General Administration,<br/> Justice<br/> Fund Resources:</p>           |                           |     |     |      |  |   |  |                  |   |                                 |
| Undisbursed Funds  | No Year                   |     | 015 | 0134 | 000                                      | 39,929,579.68   | 142,998,085.83   | -----            | 64,382,904.73   | 118,544,760.78                  |
| <p>Office of Inspector General, General Administration, Justice<br/> Fund Resources:</p>                           |                           |     |     |      |  |   |  |                  |   |                                 |
| Undisbursed Funds  | 2023-2024                 |     | 015 | 0328 | 000                                      | -----   | 4,000,000.00   | -----            | 208,100.00  | 3,791,900.00                    |
|  | 2023                      |     |     |      |  | -----   | 135,000,000.00   | -----            | 110,717,397.99  | 24,282,602.01                   |
|  | 2022-2023                 |     |     |      |  | 2,800,000.00  | -----  | 800,000.00       | 1,640,382.80  | 1,959,617.20                    |
|  | 2022                      |     |     |      |  | <sup>4</sup> 14,192,432.71  | -----  | -800,000.00      | 8,870,980.11  | 4,521,452.60                    |
|  | 2021-2022                 |     |     |      |  | 1,077,155.84  | -----  | -----            | 1,122,589.59  | <sup>5</sup> -45,433.75         |
|  | 2021                      |     |     |      |  | 2,316,997.90  | -----  | -----            | 862,596.23  | 1,454,401.67                    |
|  | 2020-2021                 |     |     |      |  | 14,038.04   | -----  | -----            | -37,052.12  | 51,090.16                       |
|  | 2020                      |     |     |      |  | 2,169,928.70  | -----  | -----            | -279,912.00   | 2,449,840.70                    |
|  | 2019                      |     |     |      |  | 3,442,655.34  | -----  | -----            | 169,956.18  | 3,272,699.16                    |
|  | 2018                      |     |     |      |  | 1,623,893.13  | -----  | -1,168,566.58    | 295,050.03  | 160,276.52                      |
|  | No Year                   |     |     |      |  | 21,261,256.30   | 10,000,000.00  | -----            | 12,648,773.38   | 18,612,482.92                   |
| <p>Funds Held Outside the Treasury</p>   |                           |     |     |      |  |   |  |                  |   |                                 |
|  | 2022                      |     |     |      |  | <sup>4</sup> 500.00   | -----  | -----            | -----   | 500.00                          |
|  | 2020                      |     |     |      |  | 50,300.00   | -----  | -----            | -----   | 50,300.00                       |

Footnotes at End of Chapter

## Appropriations, Outlays, and Balances - Continued

| Appropriation or Fund Account<br><br>Title                               | Account Symbol            |     |     |      | Balances,<br>Beginning of<br>Fiscal Year | Appropriations<br>and Other<br>Obligational<br>Authority <sup>1</sup> | Transfers<br>Borrowings<br>and<br>Investment<br>(Net) <sup>2</sup> | Outlays<br>(Net) | Balances<br>Withdrawn<br>and Other<br>Transactions <sup>3</sup> | Balances, End<br>of Fiscal Year |
|--|---------------------------|-----|-----|------|--|---|--|------------------|---|---------------------------------|
|  | Period of<br>Availability | ATA | AID | MAIN |  |   |  |                  |   |                                 |
|  | 2017                      |     |     |      | ----- <sup>4</sup>                       | -----   | -----  | -----            | -----   | -----                           |
|  | Subtotal                  |     | 015 | 0328 | 48,949,157.96                            | 149,000,000.00  | -1,168,566.58  | 136,218,862.19   | 160,276.52  | 60,401,452.67                   |
| Executive Office for Immigration Review, General Administration, Justice |                           |     |     |      |  |   |  |                  |   |                                 |
| Fund Resources:  |                           |     |     |      |  |   |  |                  |   |                                 |
| Undisbursed Funds  | 2023-2027                 |     | 015 | 0339 | -----                                    | 5,000,000.00  | -----  | -----            | -----   | 5,000,000.00                    |
|  | 2022-2026                 |     |     |      | 5,623,068.00                             | -----   | 4,400,000.00   | 4,855,813.48     | -----   | 5,167,254.52                    |
|  | 2023                      |     |     |      | -----                                    | 855,000,000.00  | -----  | 626,241,876.64   | -----   | 228,758,123.36                  |
|  | 2022                      |     |     |      | 178,409,468.11                           | -----   | -4,400,000.00  | 155,930,508.32   | -----   | 18,078,959.79                   |
|  | 2021                      |     |     |      | 59,798,632.23                            | -----   | -----  | 12,205,728.42    | -----   | 47,592,903.81                   |
|  | 2020                      |     |     |      | 28,035,494.68                            | -----   | -----  | -116,696.60      | -----   | 28,152,191.28                   |
|  | 2019                      |     |     |      | 15,637,725.28                            | -----   | -----  | 125,480.82       | -----   | 15,512,244.46                   |
|  | 2018                      |     |     |      | 3,262,877.05                             | -----   | -3,300,000.00  | -155,077.45      | 117,954.50  | -----                           |
|  | No Year                   |     |     |      | 59,745,721.38                            | -----   | 3,300,000.00   | 11,245,362.03    | -----   | 51,800,359.35                   |
|  | Subtotal                  |     | 015 | 0339 | 350,512,986.73                           | 860,000,000.00  | -----  | 810,332,995.66   | 117,954.50  | 400,062,036.57                  |
| <b>Intragovernmental Funds</b>   |                           |     |     |      |  |   |  |                  |   |                                 |
| Working Capital Fund, Justice  |                           |     |     |      |  |   |  |                  |   |                                 |
| Fund Resources:  |                           |     |     |      |  |   |  |                  |   |                                 |
| Undisbursed Funds  | No Year                   |     | 015 | 4526 | <sup>4</sup> 1,058,592,681.72            | -----   | 263,244,679.14   | 83,516,613.07    | <sup>6</sup> 705,768,000.00                                     | 532,552,747.79                  |
| <b>Trust Fund Accounts</b>   |                           |     |     |      |  |   |  |                  |   |                                 |
| Justice Gift Fund, Justice   |                           |     |     |      |  |   |  |                  |   |                                 |
| Fund Resources:  |                           |     |     |      |  |   |  |                  |   |                                 |
| Undisbursed Funds  | No Year                   |     | 015 | 8305 | 288,597.39                               | 681,098.09  | -----  | -----            | -----   | 969,695.48                      |
| Total, General Administration  |                           |     |     |      | 1,618,967,874.41                         | 1,291,679,183.92  | 254,826,456.12   | 1,226,891,738.73 | 706,146,231.02  | 1,232,435,544.70                |
| <b>United States Parole Commission</b>                                   |                           |     |     |      |  |   |  |                  |   |                                 |
| <b>General Fund Accounts</b>   |                           |     |     |      |  |   |  |                  |   |                                 |
| Salaries and Expenses, United States Parole Commission, Justice          |                           |     |     |      |  |   |  |                  |   |                                 |
| Fund Resources:  |                           |     |     |      |  |   |  |                  |   |                                 |
| Undisbursed Funds  | 2023                      |     | 015 | 1061 | -----                                    | 14,591,000.00   | -----  | 9,361,242.28     | -----   | 5,229,757.72                    |
|  | 2022                      |     |     |      | 6,052,392.86                             | -----   | -----  | 631,720.39       | -----   | 5,420,672.47                    |
|  | 2021                      |     |     |      | 3,248,422.70                             | -----   | -----  | 39,943.63        | -----   | 3,208,479.07                    |
|  | 2020                      |     |     |      | 2,192,882.90                             | -----   | -----  | 4,023.56         | -----   | 2,188,859.34                    |
|  | 2019                      |     |     |      | 1,796,961.71                             | -----   | -----  | 25,872.93        | -----   | 1,771,088.78                    |
|  | 2018                      |     |     |      | 731,647.70                               | -----   | -726,607.20  | 40.50            | 5,000.00  | -----                           |
|  | Subtotal                  |     | 015 | 1061 | 14,022,307.87                            | 14,591,000.00   | -726,607.20  | 10,062,843.29    | 5,000.00  | 17,818,857.38                   |
| Total, United States Parole Commission                                   |                           |     |     |      | 14,022,307.87                            | 14,591,000.00   | -726,607.20  | 10,062,843.29    | 5,000.00  | 17,818,857.38                   |
| <b>Legal Activities and U.S. Marshals</b>                                |                           |     |     |      |  |   |  |                  |   |                                 |
| <b>General Fund Accounts</b>   |                           |     |     |      |  |   |  |                  |   |                                 |

Footnotes at End of Chapter

Appropriations, Outlays, and Balances - Continued

| Appropriation or Fund Account<br><br>Title  | Account Symbol            |     |     |             | Balances,<br>Beginning of<br>Fiscal Year | Appropriations<br>and Other<br>Obligational<br>Authority <sup>1</sup> | Transfers<br>Borrowings<br>and<br>Investment<br>(Net) <sup>2</sup> | Outlays<br>(Net) | Balances<br>Withdrawn<br>and Other<br>Transactions <sup>3</sup> | Balances, End<br>of Fiscal Year |
|---|---------------------------|-----|-----|-------------|--|---|--|------------------|---|---------------------------------|
|   | Period of<br>Availability | ATA | AID | MAIN<br>SUB |  |   |  |                  |   |                                 |
| Salaries and Expenses, Foreign Claims Settlement Commission, Justice<br>Fund Resources:<br>Undisbursed Funds  | 2023                      |     | 015 | 0100<br>000 | -----                                    | 2,504,000.00  | -----  | 1,902,765.35     | -----   | 601,234.65                      |
|   | 2022                      |     |     |             | 633,634.35                               | -----   | -----  | 90,937.38        | -----   | 542,696.97                      |
|   | 2021                      |     |     |             | 476,891.91                               | -----   | -----  | -2,844.38        | -----   | 479,736.29                      |
|   | 2020                      |     |     |             | 486,361.48                               | -----   | -----  | -6,290.00        | -----   | 492,651.48                      |
|   | 2019                      |     |     |             | 603,900.46                               | -----   | -----  | -----            | -----   | 603,900.46                      |
|   | 2018                      |     |     |             | 550,100.80                               | -----   | -545,100.80  | -5.67            | 5,005.67  | -----                           |
|   | Subtotal                  |     | 015 | 0100<br>000 | 2,750,889.00                             | 2,504,000.00  | -545,100.80  | 1,984,562.68     | 5,005.67  | 2,720,219.85                    |
| Payment of Vietnam and U.S.S. Pueblo Prisoner of War Claims, Foreign<br>Claims Settlement Commission, Justice<br>Fund Resources:<br>Undisbursed Funds | No Year                   |     | 015 | 0104<br>000 | 17,970.99                                | -----   | -----  | -----            | -----   | 17,970.99                       |
| Salaries and Expenses, General Legal Activities, Justice<br>Fund Resources:<br>Undisbursed Funds  | 2023-2024                 |     | 015 | 0128<br>000 | -----                                    | -----   | -----  | 7,455,014.59     | -----   | <sup>5</sup> -7,455,014.59      |
|   | 2023                      |     |     |             | -----                                    | 1,130,610,000.00  | -----  | 931,565,144.96   | -----   | 199,044,855.04                  |
|   | 2022-2023                 |     |     |             | 3,903,877.77                             | -----   | -----  | 2,938,634.73     | -----   | 965,243.04                      |
|   | 2022                      |     |     |             | 99,463,944.04                            | -----   | -77,000.00   | 73,921,495.82    | -----   | 25,465,448.22                   |
|   | 2021-2022                 |     |     |             | -61,936.86                               | -----   | -----  | -32,897.70       | -----   | <sup>5</sup> -29,039.16         |
|   | 2021                      |     |     |             | 37,008,331.61                            | -----   | -2,544,000.00  | 9,061,198.28     | -----   | 25,403,133.33                   |
|   | 2020-2021                 |     |     |             | -38,812.13                               | -----   | -----  | -38,812.13       | -----   | -----                           |
|   | 2020                      |     |     |             | 20,176,730.05                            | -----   | -6,740,000.00  | 2,852,618.05     | -----   | 10,584,112.00                   |
|   | 2019-2020                 |     |     |             | -5,637.50                                | -----   | -----  | -5,637.50        | -----   | -----                           |
|   | 2019                      |     |     |             | 13,266,128.43                            | -----   | -1,076,000.00  | -1,719,495.33    | -----   | 13,909,623.76                   |
|   | 2018                      |     |     |             | 3,420,103.83                             | -----   | -5,390,958.74  | -2,070,854.91    | 100,000.00  | -----                           |
|   | 2017-2018                 |     |     |             | -533.77                                  | -----   | -----  | -533.77          | -----   | -----                           |
|   | No Year                   |     |     |             | 63,909,245.40                            | 8,390,000.00  | 13,303,000.00  | 50,362,376.22    | -----   | 35,239,869.18                   |
|   | Subtotal                  |     | 015 | 0128<br>000 | 241,041,440.87                           | 1,139,000,000.00  | -2,524,958.74  | 1,074,288,251.31 | 100,000.00  | 303,128,230.82                  |
| Construction, United States Marshals Service, Justice<br>Fund Resources:<br>Undisbursed Funds   | No Year                   |     | 015 | 0133<br>000 | 53,780,240.77                            | 18,000,000.00   | -----  | 13,146,209.39    | -----   | 58,634,031.38                   |
| Victims Compensation Fund, General Legal Activities, Justice<br>Fund Resources:<br>Undisbursed Funds  | No Year                   |     | 015 | 0139<br>000 | 66,254,979.16                            | 1,762,131,985.17  | -----  | 1,766,139,909.43 | -----   | 62,247,054.90                   |
| Fees and Expenses of Witnesses, Justice<br>Fund Resources:<br>Undisbursed Funds   | No Year                   |     | 015 | 0311<br>000 | 661,290,973.20                           | 254,610,000.00  | -----  | 262,976,037.11   | -----   | 652,924,936.09                  |

Footnotes at End of Chapter

## Appropriations, Outlays, and Balances - Continued

| Appropriation or Fund Account<br><br>Title   | Account Symbol            |     |     |      | Balances,<br>Beginning of<br>Fiscal Year | Appropriations<br>and Other<br>Obligational<br>Authority <sup>1</sup> | Transfers<br>Borrowings<br>and<br>Investment<br>(Net) <sup>2</sup> | Outlays<br>(Net) | Balances<br>Withdrawn<br>and Other<br>Transactions <sup>3</sup> | Balances, End<br>of Fiscal Year |                            |
|--|---------------------------|-----|-----|------|--|---|--|------------------|---|---------------------------------|----------------------------|
|  | Period of<br>Availability | ATA | AID | MAIN |  |   |  |                  |   |                                 | SUB                        |
| Salaries and Expenses, Antitrust Division, Justice<br>Fund Resources:<br>Undisbursed Funds             | No Year                   |     | 015 | 0319 | 000                                      | 111,504,471.36  | 53,185,917.50  | -----            | 43,665,440.79   | -----                           | 121,024,948.07             |
| Salaries and Expenses, United States Attorneys, Justice<br>Fund Resources:<br>Undisbursed Funds        | 2023-2024                 |     | 015 | 0322 | 000                                      | -----   | 928,247.00   | -----            | 7,987,339.54  | -----                           | <sup>5</sup> -7,059,092.54 |
|  | 2023                      |     |     |      |  | -----   | 2,632,000,000.00   | -----            | 2,182,781,873.23  | -----                           | 449,218,126.77             |
|  | 2022-2023                 |     |     |      |  | -1,420,400.85   | -----  | 53,234.00        | 2,982,439.41  | -----                           | <sup>5</sup> -4,349,606.26 |
|  | 2022                      |     |     |      |  | 354,690,505.10  | -----  | -----            | 281,714,684.17  | -----                           | 72,975,820.93              |
|  | 2021-2022                 |     |     |      |  | -3,384,172.18   | -----  | -----            | -2,298,161.83   | -----                           | <sup>5</sup> -1,086,010.35 |
|  | 2021                      |     |     |      |  | 76,044,398.10   | -----  | -----            | 26,897,590.18   | -----                           | 49,146,807.92              |
|  | 2020-2021                 |     |     |      |  | -124,895.75   | -----  | -----            | -524,538.50   | -----                           | 399,642.75                 |
|  | 2020                      |     |     |      |  | 36,000,570.85   | -----  | -----            | 7,198,469.82  | -----                           | 28,802,101.03              |
|  | 2019-2020                 |     |     |      |  | 40,091.70   | -----  | -----            | 14,490.00   | -----                           | 25,601.70                  |
|  | 2019                      |     |     |      |  | 34,627,077.81   | -----  | -----            | 3,716,203.35  | -----                           | 30,910,874.46              |
|  | 2018-2019                 |     |     |      |  | 197,329.90  | -----  | -----            | -----   | -----                           | 197,329.90                 |
|  | 2018                      |     |     |      |  | 50,352,190.15   | -----  | -46,383,738.00   | 3,868,451.39  | 100,000.76                      | -----                      |
|  | 2017-2018                 |     |     |      |  | 112,519.09  | -----  | -254,002.81      | -141,483.72   | -----                           | -----                      |
|  | No Year                   |     |     |      |  | 101,733,173.36  | -----  | -----            | 36,324,876.67   | -----                           | 65,408,296.69              |
|  | Subtotal                  |     | 015 | 0322 | 000                                      | 648,868,387.28  | 2,632,928,247.00   | -46,584,506.81   | 2,550,522,233.71  | 100,000.76                      | 684,589,893.00             |
| Salaries and Expenses, United States Marshals Service, Justice<br>Fund Resources:<br>Undisbursed Funds | 2023-2024                 |     | 015 | 0324 | 000                                      | -----   | 1,027,432.00   | -----            | 42,598.76   | -----                           | 984,833.24                 |
|  | 2023                      |     |     |      |  | -----   | 1,705,000,000.00   | -----            | 1,410,644,511.02  | -----                           | 294,355,488.98             |
|  | 2022-2023                 |     |     |      |  | 4,018,135.49  | -----  | 18,333.00        | 3,557,224.03  | -----                           | 479,244.46                 |
|  | 2022                      |     |     |      |  | 252,856,408.50  | -----  | -10,000,000.00   | 191,503,875.66  | -----                           | 51,352,532.84              |
|  | 2021-2022                 |     |     |      |  | 355,812.82  | -----  | -----            | 142,986.67  | -----                           | 212,826.15                 |
|  | 2021                      |     |     |      |  | 42,576,759.13   | -----  | -13,800,000.00   | 14,731,328.73   | -----                           | 14,045,430.40              |
|  | 2020-2021                 |     |     |      |  | 215,944.61  | -----  | -----            | -----   | -----                           | 215,944.61                 |
|  | 2020                      |     |     |      |  | 8,216,384.81  | -----  | -1,200,000.00    | 1,782,571.46  | -----                           | 5,233,813.35               |
|  | 2019-2020                 |     |     |      |  | 225,978.14  | -----  | -----            | -----   | -----                           | 225,978.14                 |
|  | 2019                      |     |     |      |  | 9,005,097.33  | -----  | -----            | 5,435,230.21  | -----                           | 3,569,867.12               |
|  | 2018-2019                 |     |     |      |  | 125,874.88  | -----  | -----            | -----   | -----                           | 125,874.88                 |
|  | 2018                      |     |     |      |  | 5,887,217.07  | -----  | -433,993.31      | 5,266,705.63  | 186,518.13                      | -----                      |
|  | 2017-2018                 |     |     |      |  | 176,636.67  | -----  | -171,636.67      | -----   | 5,000.00                        | -----                      |
|  | No Year                   |     |     |      |  | 56,552,211.86   | 8,033,321.00   | 25,000,000.00    | 19,125,921.81   | -----                           | 70,459,611.05              |
|  | Subtotal                  |     | 015 | 0324 | 000                                      | 380,212,461.31  | 1,714,060,753.00   | -587,296.98      | 1,652,232,953.98  | 191,518.13                      | 441,261,445.22             |

Footnotes at End of Chapter

Appropriations, Outlays, and Balances - Continued

| Appropriation or Fund Account<br><br>Title   | Account Symbol            |     |     |      | Balances,<br>Beginning of<br>Fiscal Year | Appropriations<br>and Other<br>Obligational<br>Authority <sup>1</sup> | Transfers<br>Borrowings<br>and<br>Investment<br>(Net) <sup>2</sup> | Outlays<br>(Net)  | Balances<br>Withdrawn<br>and Other<br>Transactions <sup>3</sup> | Balances, End<br>of Fiscal Year |                  |
|--|---------------------------|-----|-----|------|--|---|--|-------------------|---|---------------------------------|------------------|
|  | Period of<br>Availability | ATA | AID | MAIN |  |   |  |                   |   |                                 | SUB              |
| Independent Counsel, Justice<br>Fund Resources:  |                           |     |     |      |  |   |  |                   |   |                                 |                  |
| Undisbursed Funds  | 2023                      |     | 015 | 0327 | 000                                      | -----   | 19,201,816.43  | -----             | 9,944,917.71  | -----                           | 9,256,898.72     |
|  | 2022                      |     |     |      |  | 1,590,020.87  | -258,716.34  | -----             | 1,331,304.53  | -----                           | -----            |
|  | 2021                      |     |     |      |  | 4-----  | -----  | -----             | -----   | -----                           | -----            |
|  | Subtotal                  |     | 015 | 0327 | 000                                      | 1,590,020.87  | 18,943,100.09  | -----             | 11,276,222.24   | -----                           | 9,256,898.72     |
| Salaries and Expenses, Community Relations Service, Justice<br>Fund Resources:                                   |                           |     |     |      |  |   |  |                   |   |                                 |                  |
| Undisbursed Funds  | 2023                      |     | 015 | 0500 | 000                                      | -----   | 23,724,000.00  | -----             | 12,659,746.89   | -----                           | 11,064,253.11    |
|  | 2022                      |     |     |      |  | 10,618,140.30   | -----  | -----             | 5,851,532.01  | -----                           | 4,766,608.29     |
|  | 2021                      |     |     |      |  | 3,640,704.70  | -----  | -----             | 639,038.83  | -----                           | 3,001,665.87     |
|  | 2020                      |     |     |      |  | 1,683,988.28  | -----  | -----             | 104,379.44  | -----                           | 1,579,608.84     |
|  | 2019                      |     |     |      |  | 2,155,033.40  | -----  | -----             | 417.92  | -----                           | 2,154,615.48     |
|  | 2018                      |     |     |      |  | 997,214.10  | -----  | -946,742.20       | 279.00  | 50,192.90                       | -----            |
|  | Subtotal                  |     | 015 | 0500 | 000                                      | 19,095,080.78   | 23,724,000.00  | -946,742.20       | 19,255,394.09   | 50,192.90                       | 22,566,751.59    |
| Federal Prisoner Detention, Justice<br>Fund Resources:   |                           |     |     |      |  |   |  |                   |   |                                 |                  |
| Undisbursed Funds  | 2023                      |     | 015 | 1020 | 000                                      | -----   | 30,700,000.00  | -----             | 30,699,999.27   | -----                           | 0.73             |
|  | No Year                   |     |     |      |  | 389,087,415.38  | 2,147,089,000.00   | -----             | 2,246,169,378.36  | -----                           | 290,007,037.02   |
|  | Subtotal                  |     | 015 | 1020 | 000                                      | 389,087,415.38  | 2,177,789,000.00   | -----             | 2,276,869,377.63  | -----                           | 290,007,037.75   |
| <b>Special Fund Accounts</b>   |                           |     |     |      |  |   |  |                   |   |                                 |                  |
| Assets Forfeiture Fund, Justice<br>Fund Resources:   |                           |     |     |      |  |   |  |                   |   |                                 |                  |
| Undisbursed Funds  | No Year                   |     | 015 | 5042 | 000                                      | 1,350,657,666.77  | 3,333,694,113.74   | -69,900,000.00    | 1,466,581,971.94  | 6 500,000,000.00                | 2,647,869,808.57 |
| Unrealized Discount on Investments   |                           |     |     |      |  | -15,346,142.17  | -----  | -29,885,749.88    | -----   | -----                           | -45,231,892.05   |
| Investments in US Treasury Securities  |                           |     |     |      |  | 940,946,142.17  | -----  | 99,785,749.88     | -----   | -----                           | 1,040,731,892.05 |
|  | Subtotal                  |     | 015 | 5042 | 000                                      | 2,276,257,666.77  | 3,333,694,113.74   | -----             | 1,466,581,971.94  | 500,000,000.00                  | 3,643,369,808.57 |
| United States Trustee System Fund, Justice<br>Fund Resources:  |                           |     |     |      |  |   |  |                   |   |                                 |                  |
| Undisbursed Funds  | No Year                   |     | 015 | 5073 | 000                                      | 208,145,717.95  | 216,220,097.02   | -34,599,015.14    | 246,551,529.80  | -----                           | 143,215,270.03   |
| Unrealized Discount on Investments   |                           |     |     |      |  | -1,505,445.77   | -----  | -6,271,122.95     | -----   | -----                           | -7,776,568.72    |
| Investments in US Treasury Securities  |                           |     |     |      |  | 163,045,905.13  | -----  | 40,870,138.09     | -----   | -----                           | 203,916,043.22   |
|  | Subtotal                  |     | 015 | 5073 | 000                                      | 369,686,177.31  | 216,220,097.02   | -----             | 246,551,529.80  | -----                           | 339,354,744.53   |
| United States Victims of State Sponsored Terrorism Fund, General Legal<br>Activities, Justice<br>Fund Resources: |                           |     |     |      |  |   |  |                   |   |                                 |                  |
| Undisbursed Funds  | No Year                   |     | 015 | 5608 | 000                                      | 82,934,926.82   | 5,791,834,654.80   | -3,122,593,919.61 | 2,719,225,899.93  | 6 294,002.46                    | 32,655,759.62    |
| Unrealized Discount on Investments   |                           |     |     |      |  | -65,271.09  | -----  | -104,623.19       | -----   | -----                           | -169,894.28      |
| Investments in US Treasury Securities  |                           |     |     |      |  | 168,685,309.28  | -----  | 3,122,698,542.80  | -----   | -----                           | 3,291,383,852.08 |
|  | Subtotal                  |     | 015 | 5608 | 000                                      | 251,554,965.01  | 5,791,834,654.80   | -----             | 2,719,225,899.93  | 294,002.46                      | 3,323,869,717.42 |

Footnotes at End of Chapter



## Appropriations, Outlays, and Balances - Continued

| Appropriation or Fund Account<br><br>Title   | Account Symbol            |     |     |      | Balances,<br>Beginning of<br>Fiscal Year | Appropriations<br>and Other<br>Obligational<br>Authority <sup>1</sup> | Transfers<br>Borrowings<br>and<br>Investment<br>(Net) <sup>2</sup> | Outlays<br>(Net) | Balances<br>Withdrawn<br>and Other<br>Transactions <sup>3</sup> | Balances, End<br>of Fiscal Year |                   |
|--|---------------------------|-----|-----|------|--|---|--|------------------|---|---------------------------------|-------------------|
|  | Period of<br>Availability | ATA | AID | MAIN |  |   |  |                  |   |                                 | SUB               |
| <b>Intragovernmental Funds</b>   |                           |     |     |      |  |   |  |                  |   |                                 |                   |
| Justice Prisoner and Alien Transportation System Fund, United States Marshals Service, Justice Fund Resources: |                           |     |     |      |  |   |  |                  |   |                                 |                   |
| Undisbursed Funds  | No Year                   |     | 015 | 4575 | 000                                      | 55,037,640.53   | -----  | -----            | -12,397,341.51  | -----                           | 67,434,982.04     |
| Total, Legal Activities and U.S. Marshals  |                           |     |     |      |  | 5,528,030,780.59  | 19,138,625,868.32  | -51,188,605.53   | 14,092,318,652.52   | 500,740,719.92                  | 10,022,408,670.94 |
| <b>National Security Division</b>  |                           |     |     |      |  |   |  |                  |   |                                 |                   |
| <b>General Fund Accounts</b>   |                           |     |     |      |  |   |  |                  |   |                                 |                   |
| Salaries and Expenses, National Security Division, Justice Fund Resources:                                     |                           |     |     |      |  |   |  |                  |   |                                 |                   |
| Undisbursed Funds  | 2023                      |     | 015 | 1300 | 000                                      | -----   | 133,512,000.00   | -----            | 105,955,356.39  | -----                           | 27,556,643.61     |
|  | 2022-2023                 |     |     |      |  | 1,100,000.00  | -----  | -----            | 644,100.32  | -----                           | 455,899.68        |
|  | 2022                      |     |     |      |  | 19,130,858.49   | -----  | -----            | 8,884,281.52  | -----                           | 10,246,576.97     |
|  | 2021                      |     |     |      |  | 9,064,442.98  | -----  | -----            | 158,181.34  | -----                           | 8,906,261.64      |
|  | 2020                      |     |     |      |  | 6,417,804.01  | -----  | -1,627,923.91    | -261,721.43   | -----                           | 5,051,601.53      |
|  | 2019                      |     |     |      |  | 1,495,876.05  | -----  | -1,000,000.00    | -282,222.19   | -----                           | 778,098.24        |
|  | 2018                      |     |     |      |  | 2,208,236.59  | -----  | -2,372,076.09    | -213,839.50   | 50,000.00                       | -----             |
|  | No Year                   |     |     |      |  | 12,267,837.82   | -----  | 5,000,000.00     | 181,031.31  | -----                           | 17,086,806.51     |
|  | Subtotal                  |     | 015 | 1300 | 000                                      | 51,685,055.94   | 133,512,000.00   | -----            | 115,065,167.76  | 50,000.00                       | 70,081,888.18     |
| Total, National Security Division  |                           |     |     |      |  | 51,685,055.94   | 133,512,000.00   | -----            | 115,065,167.76  | 50,000.00                       | 70,081,888.18     |
| <b>Radiation Exposure Compensation</b>   |                           |     |     |      |  |   |  |                  |   |                                 |                   |
| <b>General Fund Accounts</b>   |                           |     |     |      |  |   |  |                  |   |                                 |                   |
| Payment to the Radiation Exposure Compensation Trust Fund, Justice Fund Resources:                             |                           |     |     |      |  |   |  |                  |   |                                 |                   |
| Undisbursed Funds  | 2023                      |     | 015 | 0333 | 000                                      | -----   | 50,000,000.00  | -----            | 50,000,000.00   | -----                           | -----             |
| <b>Trust Fund Accounts</b>   |                           |     |     |      |  |   |  |                  |   |                                 |                   |
| Radiation Exposure Compensation Trust Fund, Justice Fund Resources:  |                           |     |     |      |  |   |  |                  |   |                                 |                   |
| Undisbursed Funds  | No Year                   |     | 015 | 8116 | 000                                      | 35,755,502.85   | 50,000,000.00  | -----            | 57,525,330.28   | -----                           | 28,230,172.57     |
| Total, Radiation Exposure Compensation   |                           |     |     |      |  | 35,755,502.85   | 100,000,000.00   | -----            | 107,525,330.28  | -----                           | 28,230,172.57     |
| <b>Interagency Law Enforcement</b>   |                           |     |     |      |  |   |  |                  |   |                                 |                   |
| <b>General Fund Accounts</b>   |                           |     |     |      |  |   |  |                  |   |                                 |                   |
| Interagency Crime and Drug Enforcement, Interagency Law Enforcement, Justice Fund Resources:                   |                           |     |     |      |  |   |  |                  |   |                                 |                   |
| Undisbursed Funds  | 2023                      |     | 015 | 0323 | 000                                      | -----   | 500,458,000.00   | -----            | 452,968,903.01  | -----                           | 47,489,096.99     |
|  | 2022                      |     |     |      |  | 45,603,954.71   | -----  | -----            | 38,371,301.78   | -----                           | 7,232,652.93      |
|  | 2021                      |     |     |      |  | 7,694,809.29  | -----  | -----            | 1,138,516.97  | -----                           | 6,556,292.32      |
|  | 2020                      |     |     |      |  | 4,686,263.01  | -----  | -----            | 905,374.38  | -----                           | 3,780,888.63      |

Footnotes at End of Chapter

Appropriations, Outlays, and Balances - Continued

| Appropriation or Fund Account<br><br>Title                                      | Account Symbol         |     |     |      | Balances, Beginning of Fiscal Year | Appropriations and Other Obligational Authority <sup>1</sup> | Transfers Borrowings and Investment (Net) <sup>2</sup> | Outlays (Net)  | Balances Withdrawn and Other Transactions <sup>3</sup> | Balances, End of Fiscal Year |                            |
|---|------------------------|-----|-----|------|------------------------------------|--|--|----------------|--|------------------------------|----------------------------|
|   | Period of Availability | ATA | AID | MAIN |                                    |  |  |                |  |                              | SUB                        |
|   | 2019                   |     |     |      | 4,000,058.15                       | -----  | -----  | 976,673.52     | -----  | 3,023,384.63                 |                            |
|   | 2018                   |     |     |      | 6,591,794.77                       | -----  | -6,493,336.13  | -1,541.36      | 100,000.00   | -----                        |                            |
|   | No Year                |     |     |      | 69,381,198.78                      | 50,000,000.00  | -----  | 52,229,094.24  | -----  | 67,152,104.54                |                            |
|   | Subtotal               |     | 015 | 0323 | 000                                | 137,958,078.71   | 550,458,000.00   | -6,493,336.13  | 546,588,322.54   | 100,000.00                   | 135,234,420.04             |
| Total, Interagency Law Enforcement  |                        |     |     |      |                                    | 137,958,078.71   | 550,458,000.00   | -6,493,336.13  | 546,588,322.54   | 100,000.00                   | 135,234,420.04             |
| <b>Federal Bureau of Investigation</b>  |                        |     |     |      |                                    |  |  |                |  |                              |                            |
| <b>General Fund Accounts</b>  |                        |     |     |      |                                    |  |  |                |  |                              |                            |
| Salaries and Expenses, Federal Bureau of Investigation, Justice Fund Resources: |                        |     |     |      |                                    |  |  |                |  |                              |                            |
| Undisbursed Funds   | 2023-2024              |     | 015 | 0200 | 000                                | -----  | 2,081,067.00   | -----          | -5,736,085.50  | -----                        | 7,817,152.50               |
|   | 2023                   |     |     |      |                                    | -----  | 10,501,810,500.00                                      | -20,007,649.00 | 8,097,245,603.25                                       | -----                        | 2,384,557,247.75           |
|   | 2022-2023              |     |     |      |                                    | 50,554,850.69  | -100,000.00  | 71,871.00      | 19,543,533.98  | -----                        | 30,983,187.71              |
|   | 2022                   |     |     |      |                                    | 2,195,306,419.61   | -----  | 1,205,065.97   | 1,870,408,321.48                                       | -----                        | 326,103,164.10             |
|   | 2021-2022              |     |     |      |                                    | 65,514,847.38  | -----  | -----          | 50,716,804.76  | -----                        | 14,798,042.62              |
|   | 2021                   |     |     |      |                                    | 309,022,119.63   | -----  | -14,737,930.65 | 140,847,230.02   | -----                        | 153,436,958.96             |
|   | 2020-2021              |     |     |      |                                    | -10,096,531.24   | -----  | -----          | -10,760,466.28   | -----                        | 663,935.04                 |
|   | 2020                   |     |     |      |                                    | 138,768,381.01   | -----  | -31,123,007.71 | 14,221,693.85  | -----                        | 93,423,679.45              |
|   | 2019-2020              |     |     |      |                                    | -5,482,173.90  | -----  | -----          | -1,120,465.60  | -----                        | <sup>5</sup> -4,361,708.30 |
|   | 2019                   |     |     |      |                                    | 108,359,017.85   | -----  | -28,235,580.00 | 10,503,295.04  | -----                        | 69,620,142.81              |
|   | 2018-2019              |     |     |      |                                    | -1,142,712.86  | -----  | -----          | -1,623,209.21  | -----                        | 480,496.35                 |
|   | 2018                   |     |     |      |                                    | 34,745,668.53  | -----  | -34,883,289.49 | -834,928.15  | 697,307.19                   | -----                      |
|   | 2017-2018              |     |     |      |                                    | -1,257,834.77  | -----  | -287,182.04    | -1,595,016.81  | 50,000.00                    | -----                      |
|   | No Year                |     |     |      |                                    | 1,015,642,410.93   | 146,792,315.00   | 118,153,900.00 | 298,902,658.20   | -----                        | 981,685,967.73             |
| Funds Held Outside the Treasury   | 2023                   |     |     |      |                                    | -----  | -----  | 20,007,649.00  | -----  | -----                        | 20,007,649.00              |
|   | 2022                   |     |     |      |                                    | 7,633,500.00   | -----  | -6,905,065.97  | -----  | -----                        | 728,434.03                 |
|   | 2021                   |     |     |      |                                    | 9,834,974.35   | -----  | -7,365,969.35  | -----  | -----                        | 2,469,005.00               |
|   | 2020                   |     |     |      |                                    | 8,490,592.25   | -----  | -965,542.29    | -----  | -----                        | 7,525,049.96               |
|   | 2019                   |     |     |      |                                    | 4,946,095.00   | -----  | -2,919,100.00  | -----  | -----                        | 2,026,995.00               |
|   | 2018                   |     |     |      |                                    | 13,040,618.00  | -----  | -13,040,618.00 | -----  | -----                        | -----                      |
|   | Subtotal               |     | 015 | 0200 | 000                                | 3,943,880,242.46   | 10,650,583,882.00                                      | -21,032,448.53 | 10,480,718,969.03                                      | 747,307.19                   | 4,091,965,399.71           |
| Construction, Federal Bureau of Investigation, Justice Fund Resources:          |                        |     |     |      |                                    |  |  |                |  |                              |                            |
| Undisbursed Funds   | 2023                   |     | 015 | 0203 | 000                                | -----  | 65,189,500.00  | -----          | -----  | -----                        | 65,189,500.00              |
|   | No Year                |     |     |      |                                    | 2,092,635,598.84   | 641,895,000.00   | -----          | 255,781,223.08   | -----                        | 2,478,749,375.76           |
|   | Subtotal               |     | 015 | 0203 | 000                                | 2,092,635,598.84   | 707,084,500.00   | -----          | 255,781,223.08   | -----                        | 2,543,938,875.76           |
| Total, Federal Bureau of Investigation  |                        |     |     |      |                                    | 6,036,515,841.30   | 11,357,668,382.00                                      | -21,032,448.53 | 10,736,500,192.11                                      | 747,307.19                   | 6,635,904,275.47           |
| <b>Drug Enforcement Administration</b>  |                        |     |     |      |                                    |  |  |                |  |                              |                            |
| <b>General Fund Accounts</b>  |                        |     |     |      |                                    |  |  |                |  |                              |                            |

Footnotes at End of Chapter

## Appropriations, Outlays, and Balances - Continued

| Appropriation or Fund Account<br><br>Title  | Account Symbol            |     |     |      | Balances,<br>Beginning of<br>Fiscal Year | Appropriations<br>and Other<br>Obligational<br>Authority <sup>1</sup> | Transfers<br>Borrowings<br>and<br>Investment<br>(Net) <sup>2</sup> | Outlays<br>(Net) | Balances<br>Withdrawn<br>and Other<br>Transactions <sup>3</sup> | Balances, End<br>of Fiscal Year |
|---|---------------------------|-----|-----|------|--|---|--|------------------|---|---------------------------------|
|   | Period of<br>Availability | ATA | AID | MAIN |  |   |  |                  |   |                                 |
| Salaries and Expenses, Drug Enforcement Administration, Justice<br>Fund Resources:                        |                           |     |     |      |  |   |  |                  |   |                                 |
| Undisbursed Funds   | 2023-2024                 |     | 015 | 1100 | 000                                      | -----<br>15,354,385.00  | -----<br>-----   | 264,198.31       | -----   | 15,090,186.69                   |
|   | 2023                      |     |     |      |  | -----<br>2,563,116,000.00   | -15,215,101.69   | 2,032,234,253.45 | -----   | 515,666,644.86                  |
|   | 2022-2023                 |     |     |      |  | 18,133,567.05   | -242,004.00  | 966,010.00       | -----   | 6,591,171.49                    |
|   | 2022                      |     |     |      |  | 493,571,776.55  | -----  | 7,162,674.00     | -----   | 116,668,717.02                  |
|   | 2021-2022                 |     |     |      |  | 5,570,092.95  | -----  | 3,765,224.14     | -----   | 1,804,868.81                    |
|   | 2021                      |     |     |      |  | 100,752,185.08  | -----  | -40,500,000.00   | -----   | 27,775,236.15                   |
|   | 2020-2021                 |     |     |      |  | 1,223,888.36  | -----  | -----            | -----   | 1,168,580.46                    |
|   | 2020                      |     |     |      |  | 31,787,237.94   | -----  | -10,000,000.00   | -----   | 14,606,538.38                   |
|   | 2019-2020                 |     |     |      |  | 134,345.56  | -----  | -----            | -----   | -----                           |
|   | 2019                      |     |     |      |  | 8,631,916.21  | -----  | -700,000.00      | -----   | 2,747,710.09                    |
|   | 2018-2019                 |     |     |      |  | 8,643.22  | -----  | -----            | -----   | -----                           |
|   | 2018                      |     |     |      |  | 8,436,100.90  | -----  | -3,242,459.00    | 5,172,651.29  | -----                           |
|   | No Year                   |     |     |      |  | 135,536,765.75  | 7,967,438.00   | 62,864,384.00    | -----   | 139,524,891.32                  |
| Funds Held Outside the Treasury   | 2023                      |     |     |      |  | -----   | -----  | 15,215,101.69    | -----   | 15,215,101.69                   |
|   | 2022                      |     |     |      |  | 15,584,599.00   | -----  | -15,584,599.00   | -----   | -----                           |
|   | Subtotal                  |     | 015 | 1100 | 000                                      | 819,371,118.57  | 2,586,195,819.00   | 966,010.00       | 5,172,651.29  | 856,859,646.96                  |
| Construction, Drug Enforcement Administration, Justice<br>Fund Resources:                                 |                           |     |     |      |  |   |  |                  |   |                                 |
| Undisbursed Funds   | No Year                   |     | 015 | 1101 | 000                                      | 50,461,159.99   | -----  | -----            | -----   | 50,461,159.99                   |
| <b>Special Fund Accounts</b>  |                           |     |     |      |  |   |  |                  |   |                                 |
| Diversion Control Fee Account, Justice<br>Fund Resources:   |                           |     |     |      |  |   |  |                  |   |                                 |
| Undisbursed Funds   | No Year                   |     | 015 | 5131 | 000                                      | 236,780,991.23  | 583,268,511.76   | -----            | 516,794,237.40  | 303,255,265.59                  |
| Total, Drug Enforcement Administration  |                           |     |     |      |  | 1,106,613,269.79  | 3,169,464,330.76   | 966,010.00       | 3,061,294,886.72  | 5,172,651.29                    |
| <b>Bureau of Alcohol, Tobacco, Firearms, and Explosives</b>   |                           |     |     |      |  |   |  |                  |   |                                 |
| <b>General Fund Accounts</b>  |                           |     |     |      |  |   |  |                  |   |                                 |
| Salaries and Expenses, Bureau of Alcohol, Tobacco, Firearms and<br>Explosives, Justice<br>Fund Resources: |                           |     |     |      |  |   |  |                  |   |                                 |
| Undisbursed Funds   | 2023-2024                 |     | 015 | 0700 | 000                                      | -----<br>263,957.00   | -----<br>-----   | 22,822.69        | -----   | 241,134.31                      |
|   | 2023                      |     |     |      |  | -----<br>1,672,000,000.00   | -8,688,801.47  | 1,308,226,722.13 | -----   | 355,084,476.40                  |
|   | 2022-2023                 |     |     |      |  | 295,589.00  | -----  | 228,689.89       | -----   | 66,899.11                       |
|   | 2022                      |     |     |      |  | 285,126,500.69  | -----  | 3,188,801.47     | -----   | 50,834,925.59                   |
|   | 2021-2022                 |     |     |      |  | 58,906.20   | -----  | -----            | -----   | 58,825.65                       |
|   | 2021                      |     |     |      |  | 52,824,086.77   | -----  | -4,300,000.00    | -----   | 30,014,860.11                   |
|   | 2020-2021                 |     |     |      |  | 48,575.43   | -----  | -----            | -----   | 48,575.43                       |
|   | 2020                      |     |     |      |  | 19,248,050.09   | -----  | -5,000,000.00    | -----   | 13,509,337.85                   |
|   | 2019-2020                 |     |     |      |  | 70,508.64   | -----  | -----            | -----   | 70,508.64                       |

Footnotes at End of Chapter

Appropriations, Outlays, and Balances - Continued

| Appropriation or Fund Account<br><br>Title  | Account Symbol            |     |      |      | Balances,<br>Beginning of<br>Fiscal Year | Appropriations<br>and Other<br>Obligational<br>Authority <sup>1</sup> | Transfers<br>Borrowings<br>and<br>Investment<br>(Net) <sup>2</sup> | Outlays<br>(Net) | Balances<br>Withdrawn<br>and Other<br>Transactions <sup>3</sup> | Balances, End<br>of Fiscal Year |
|---|---------------------------|-----|------|------|--|---|--|------------------|---|---------------------------------|
|   | Period of<br>Availability | ATA | AID  | MAIN |  |   |  |                  |   |                                 |
|   | 2019                      |     |      |      | 9,711,726.62                             | -----   | -2,900,000.00  | 87,675.16        | -----   | 6,724,051.46                    |
|   | 2018-2019                 |     |      |      | 39,958.32                                | -----   | -----  | -----            | -----   | 39,958.32                       |
|   | 2018                      |     |      |      | 3,271,547.34                             | -----   | -3,069,456.29  | 72,233.71        | 129,857.34  | -----                           |
|   | 2017-2018                 |     |      |      | 19,634.49                                | -----   | -14,634.49   | -----            | 5,000.00  | -----                           |
|   | No Year                   |     |      |      | 156,167,923.70                           | -----   | 20,000,000.00  | 21,201,550.16    | -----   | 154,966,373.54                  |
| Funds Held Outside the Treasury   | 2023                      |     |      |      | -----                                    | -----   | 8,688,801.47   | -----            | -----   | 8,688,801.47                    |
|   | 2022                      |     |      |      | 8,188,801.47                             | -----   | -8,188,801.47  | -----            | -----   | -----                           |
|   | Subtotal                  | 015 | 0700 | 000  | 535,071,808.76                           | 1,672,263,957.00  | -284,090.78  | 1,586,568,089.76 | 134,857.34  | 620,348,727.88                  |
| Construction, Bureau of Alcohol, Tobacco, Firearms and Explosives,<br>Justice<br>Fund Resources:<br>Undisbursed Funds | No Year                   | 015 | 0720 | 000  | -----                                    | 75,000,000.00   | -----  | -----            | -----   | 75,000,000.00                   |
| Total, Bureau of Alcohol, Tobacco, Firearms, and Explosives   |                           |     |      |      | 535,071,808.76                           | 1,747,263,957.00  | -284,090.78  | 1,586,568,089.76 | 134,857.34  | 695,348,727.88                  |
| <b>Federal Prison System</b>  |                           |     |      |      |  |   |  |                  |   |                                 |
| <b>General Fund Accounts</b>  |                           |     |      |      |  |   |  |                  |   |                                 |
| Buildings and Facilities, Federal Prison System, Justice<br>Fund Resources:<br>Undisbursed Funds                      | 2023                      | 015 | 1003 | 000  | -----                                    | 19,900,000.00   | -----  | -----            | -----   | 19,900,000.00                   |
|   | No Year                   |     |      |      | 1,212,297,347.31                         | 290,000,000.00  | -----  | 89,316,306.36    | -----   | 1,412,981,040.95                |
|   | Subtotal                  | 015 | 1003 | 000  | 1,212,297,347.31                         | 309,900,000.00  | -----  | 89,316,306.36    | -----   | 1,432,881,040.95                |
| Salaries and Expenses, Federal Prison System, Justice<br>Fund Resources:<br>Undisbursed Funds                         | 2023                      | 015 | 1060 | 000  | -----                                    | 8,271,688,000.00  | -472,955.00  | 7,142,826,538.49 | -----   | 1,128,388,506.51                |
|   | 2022                      |     |      |      | 1,126,150,053.28                         | -----   | -69,779,850.00   | 892,456,020.85   | -----   | 163,914,182.43                  |
|   | 2021-2022                 |     |      |      | 57,648,578.47                            | -----   | -----  | 21,058,900.16    | -----   | 36,589,678.31                   |
|   | 2021                      |     |      |      | 306,443,259.59                           | -----   | -----  | 80,025,268.78    | -----   | 226,417,990.81                  |
|   | 2020                      |     |      |      | 171,831,138.36                           | -----   | -20,000,000.00   | 12,521,276.95    | -----   | 139,309,861.41                  |
|   | 2019                      |     |      |      | 78,198,719.75                            | -----   | -20,000,000.00   | 32,851,162.83    | -----   | 25,347,556.92                   |
|   | 2018-2019                 |     |      |      | 4,087.86                                 | -----   | -----  | -----            | -----   | 4,087.86                        |
|   | 2018                      |     |      |      | 206,156,101.37                           | -----   | -173,979,748.09  | 32,071,450.67    | 104,902.61  | -----                           |
|   | No Year                   |     |      |      | 60,695,161.91                            | -----   | 110,000,000.00   | 71,143,537.79    | -----   | 99,551,624.12                   |
| Transfer To:<br>Health Resources and Services Administration, Health and<br>Human Services                            | 2023                      | 075 | 015  | 1060 | 003                                      | -----   | 91,000,000.00  | -----            | -----   | 1,495,260.32                    |
|   | 2022                      |     |      |      | 749.66                                   | -----   | 250,000.00   | 201,969.91       | -----   | 48,779.75                       |
|   | 2021                      |     |      |      | 3,417,014.95                             | -----   | -----  | 4,694.98         | -----   | 3,412,319.97                    |
|   | 2020                      |     |      |      | 898,841.57                               | -----   | -----  | -----            | -----   | 898,841.57                      |
|   | 2019                      |     |      |      | 3,097,333.87                             | -----   | -----  | 14,582.40        | -----   | 3,082,751.47                    |
|   | 2018                      |     |      |      | 1,232,184.67                             | -----   | -1,232,184.67  | -----            | -----   | -----                           |
| Funds Held Outside the Treasury   | 2023                      | 015 | 1060 | 000  | -----                                    | -----   | 472,955.00   | -----            | -----   | 472,955.00                      |

Footnotes at End of Chapter

## Appropriations, Outlays, and Balances - Continued

| Appropriation or Fund Account<br><br>Title  | Account Symbol            |     |     |      | Balances,<br>Beginning of<br>Fiscal Year | Appropriations<br>and Other<br>Obligational<br>Authority <sup>1</sup> | Transfers<br>Borrowings<br>and<br>Investment<br>(Net) <sup>2</sup> | Outlays<br>(Net) | Balances<br>Withdrawn<br>and Other<br>Transactions <sup>3</sup> | Balances, End<br>of Fiscal Year |
|---|---------------------------|-----|-----|------|--|---|--|------------------|---|---------------------------------|
|   | Period of<br>Availability | ATA | AID | MAIN |  |   |  |                  |   |                                 |
|   | 2022                      |     |     |      | 470,450.00                               | -----   | -470,150.00  | -----            | -----   | 300.00                          |
| <b>Intragovernmental Funds</b>  | Subtotal                  |     | 015 | 1060 | 2,016,243,675.31                         | 8,362,688,000.00  | -175,211,932.76  | 8,374,680,143.49 | 104,902.61  | 1,828,934,696.45                |
| Prison Industries Fund, Justice<br>Fund Resources:  |                           |     |     |      |  |   |  |                  |   |                                 |
| Undisbursed Funds   | No Year                   |     | 015 | 4500 | 19,578,761.91                            | -----   | -45,090,216.38   | -45,477,408.25   | -----   | 19,965,953.78                   |
| Unrealized Discount on Investments  |                           |     |     |      | -1,637,275.49                            | -----   | 950,997.09   | -----            | -----   | -686,278.40                     |
| Investments in US Treasury Securities   |                           |     |     |      | 279,795,854.52                           | -----   | 44,139,219.29  | -----            | -----   | 323,935,073.81                  |
| Subtotal  |                           |     | 015 | 4500 | 297,737,340.94                           | -----   | -----  | -45,477,408.25   | -----   | 343,214,749.19                  |
| <b>Trust Fund Accounts</b>  |                           |     |     |      |  |   |  |                  |   |                                 |
| Commissary Funds, Federal Prisons, Justice<br>Fund Resources:   |                           |     |     |      |  |   |  |                  |   |                                 |
| Undisbursed Funds   | No Year                   |     | 015 | 8408 | 166,477,264.04                           | -----   | -----  | -42,282,571.15   | -----   | 208,759,835.19                  |
| Total, Federal Prison System  |                           |     |     |      | 3,692,755,627.60                         | 8,672,588,000.00  | -175,211,932.76  | 8,376,236,470.45 | 104,902.61  | 3,813,790,321.78                |
| <b>Office of Justice Programs</b>   |                           |     |     |      |  |   |  |                  |   |                                 |
| <b>General Fund Accounts</b>  |                           |     |     |      |  |   |  |                  |   |                                 |
| Research, Evaluation, and Statistics, Office of Justice Programs,<br>Justice<br>Fund Resources:       |                           |     |     |      |  |   |  |                  |   |                                 |
| Undisbursed Funds   | 2020                      |     | 015 | 0401 | 892,706.56                               | -----   | -----  | 54,905.94        | -----   | 837,800.62                      |
|   | No Year                   |     |     |      | 384,040,845.80                           | 184,658,952.22  | -----  | 104,591,124.60   | -----   | 464,108,673.42                  |
| Subtotal  |                           |     | 015 | 0401 | 384,933,552.36                           | 184,658,952.22  | -----  | 104,646,030.54   | -----   | 464,946,474.04                  |
| Public Safety Officers Benefits, Office of Justice Programs, Justice<br>Fund Resources:               |                           |     |     |      |  |   |  |                  |   |                                 |
| Undisbursed Funds   | No Year                   |     | 015 | 0403 | 147,673,587.93                           | 270,492,677.91  | -----  | 213,658,374.12   | -----   | 204,507,891.72                  |
| State and Local Law Enforcement Assistance, Office of Justice<br>Programs, Justice<br>Fund Resources: |                           |     |     |      |  |   |  |                  |   |                                 |
| Undisbursed Funds   | 2021-2022                 |     | 015 | 0404 | 130,308.34                               | -----   | -----  | -----            | -----   | 130,308.34                      |
|   | No Year                   |     |     |      | 5,632,168,915.64                         | 2,581,716,632.28  | -----  | 1,973,011,878.45 | -----   | 6,240,873,669.47                |
| Subtotal  |                           |     | 015 | 0404 | 5,632,299,223.98                         | 2,581,716,632.28  | -----  | 1,973,011,878.45 | -----   | 6,241,003,977.81                |
| Juvenile Justice Programs, Office of Justice Programs, Justice<br>Fund Resources:                     |                           |     |     |      |  |   |  |                  |   |                                 |
| Undisbursed Funds   | No Year                   |     | 015 | 0405 | 779,209,726.76                           | 385,654,415.50  | -----  | 330,087,932.22   | -----   | 834,776,210.04                  |
| Community Oriented Policing Services, Office of Justice Programs,<br>Justice<br>Fund Resources:       |                           |     |     |      |  |   |  |                  |   |                                 |
| Undisbursed Funds   | No Year                   |     | 015 | 0406 | 1,187,479,525.23                         | 618,355,000.00  | -----  | 339,488,288.20   | -----   | 1,466,346,237.03                |
| Violence Against Women Prevention and Prosecution Programs, Office of                                 |                           |     |     |      |  |   |  |                  |   |                                 |

Footnotes at End of Chapter

Appropriations, Outlays, and Balances - Continued

| Appropriation or Fund Account<br><br>Title   | Account Symbol            |     |     |      | Balances,<br>Beginning of<br>Fiscal Year | Appropriations<br>and Other<br>Obligational<br>Authority <sup>1</sup> | Transfers<br>Borrowings<br>and<br>Investment<br>(Net) <sup>2</sup> | Outlays<br>(Net) | Balances<br>Withdrawn<br>and Other<br>Transactions <sup>3</sup> | Balances, End<br>of Fiscal Year |                   |
|--|---------------------------|-----|-----|------|--|---|--|------------------|---|---------------------------------|-------------------|
|  | Period of<br>Availability | ATA | AID | MAIN |  |   |  |                  |   |                                 | SUB               |
| Justice Programs, Justice<br>Fund Resources:<br>Undisbursed Funds  | No Year                   |     | 015 | 0409 | 000                                      | 1,434,561,185.99  | 682,500,000.00   | -----            | 476,055,298.24  | -----                           | 1,641,005,887.75  |
| <b>Special Fund Accounts</b>   |                           |     |     |      |  |   |  |                  |   |                                 |                   |
| Crime Victims Fund, Justice<br>Fund Resources:<br>Undisbursed Funds  | No Year                   |     | 015 | 5041 | 000                                      | 6,991,289,214.41  | 1,356,682,157.19   | -----            | 2,216,198,088.57  | -----                           | 6,131,773,283.03  |
| Transfer To:<br>Administration for Children and Families, Health and Human<br>Services                             | No Year                   | 075 | 015 | 5041 | 016                                      | 51,213,765.75   | 15,186,899.90  | -----            | 15,349,106.92   | -----                           | 51,051,558.73     |
|  | Subtotal                  |     | 015 | 5041 | 000                                      | 7,042,502,980.16  | 1,371,869,057.09   | -----            | 2,231,547,195.49  | -----                           | 6,182,824,841.76  |
| Domestic Trafficking Victims' Fund, Office of Justice Programs,<br>Justice<br>Fund Resources:<br>Undisbursed Funds | No Year                   |     | 015 | 5606 | 000                                      | 18,732,803.99   | 1,921,185.18   | 5,000,000.00     | 5,478,814.28  | -----                           | 20,175,174.89     |
| <b>Trust Fund Accounts</b>   |                           |     |     |      |  |   |  |                  |   |                                 |                   |
| Gifts, Crime Victims Fund, Office of Justice Programs, Justice<br>Fund Resources:<br>Undisbursed Funds             | No Year                   |     | 015 | 8306 | 000                                      | 26,833.80   | 367,215.05   | -----            | 30.00   | -----                           | 394,018.85        |
| Total, Office of Justice Programs  |                           |     |     |      |  | 16,627,419,420.20   | 6,097,535,135.23   | 5,000,000.00     | 5,673,973,841.54  | -----                           | 17,055,980,713.89 |
| <b>Deductions for Offsetting Receipts</b>  |                           |     |     |      |  |   |  |                  |   |                                 |                   |
| Proprietary Receipts from the Public   |                           |     |     |      |  | -----   | -279,850,274.91  | -----            | -279,850,274.91   | -----                           | -----             |
| Intrabudgetary Receipts Deducted by Agency   |                           |     |     |      |  | -----   | -130,136,184.81  | -----            | -130,136,184.81   | -----                           | -----             |
| Offsetting Governmental Receipts   |                           |     |     |      |  | -----   | -796,103,256.62  | -----            | -796,103,256.62   | -----                           | -----             |
| Total, Offsetting Receipts   |                           |     |     |      |  | -----   | -1,206,089,716.34  | -----            | -1,206,089,716.34   | -----                           | -----             |
| Total, Department of Justice   |                           |     |     |      |  | 35,384,795,568.02   | 51,067,296,140.89  | 5,855,445.19     | 44,326,935,819.36   | 1,213,201,669.37                | 40,917,809,665.37 |

Footnotes at End of Chapter

## Appropriations, Outlays, and Balances - Continued

### Footnotes

- 1 The amounts in this column, unless otherwise footnoted, represent appropriations, increases and rescissions in borrowing authority or new contract authority. Appropriation accounts with appropriation transfer activity are presented in Table 1 (Appropriations and Appropriation Transfers) at the end of this chapter.
- 2 The amounts in this column, unless otherwise footnoted, represent transfers - other than appropriation transfers, borrowings (gross), investments (net), unrealized discounts or funds held outside the Treasury.
- 3 The amounts in this column, unless otherwise footnoted, represent obligated balances canceled for fiscal year 2018 pursuant to 31 U.S.C. 1553 and adjustments to borrowing and contract authority.
- 4 The opening balance(s) of the following account(s) have been adjusted during the current fiscal year and do not agree with last year's closing balance(s):

| <u>Account Symbol: (ATA, AID, POA, MAIN, SUB)</u>     | <u>Adjustment</u> |
|---|-------------------|
| 015 2022-2023 0129 000 - Undi sbursed Funds           | \$4,000,000.00    |
| 015 2022 0129 000 - Undi sbursed Funds                | -\$4,000,000.00   |
| 015 2022 0328 000 - Undi sbursed Funds                | -\$500.00         |
| 015 2022 0328 000 - Funds Hel d Outsi de the Treasury | -\$500.00         |
| 015 2017 0328 000 - Funds Hel d Outsi de the Treasury | \$500.00          |
| 015 X 4526 000 - Undi sbursed Funds                   | \$605,768,000.00  |
| 015 2021 0327 000 - Undi sbursed Funds                | -\$1,194,726.95   |

- 5 Subject to disposition by the administrative agency.
- 6 Represents capital transfer to miscellaneous receipts.

Footnotes

Table 1 - Appropriations and Appropriation Transfers - Department of Justice

| AID | ATA | Period of Availability | MAIN | Net Appropriations and Appropriation Transfers | Appropriation Amount | Net Appropriation Transfers | AID Involved | ATA Involved | Period of Availability Involved | MAIN Involved | Amount From or To (-) |
|-----|-----|------------------------|------|--|----------------------|-----------------------------|--------------|--------------|---------------------------------|---------------|-----------------------|
| 015 |     | X                      | 0128 | 8,390,000.00                                   | 3,390,000.00         | 5,000,000.00                | 015          |              | 23                              | 0128          | 5,000,000.00          |
| 015 |     | 23                     | 0128 | 1,130,610,000.00                               | 1,134,610,000.00     | -4,000,000.00               | 015          |              | X                               | 0128          | -5,000,000.00         |
|     |     |                        |      |  |                      |                             | 015          |              | 23                              | 0129          | 1,000,000.00          |
| 015 |     | X                      | 0129 | -5,000,000.00                                  | 0.00                 | -5,000,000.00               | 015          |              | X                               | 0134          | -5,000,000.00         |
| 015 |     | 23                     | 0129 | 140,000,000.00                                 | 141,000,000.00       | -1,000,000.00               | 015          |              | 23                              | 0128          | -1,000,000.00         |
| 015 |     | X                      | 0134 | 143,000,000.00                                 | 138,000,000.00       | 5,000,000.00                | 015          |              | X                               | 0129          | 5,000,000.00          |
| 015 |     | X                      | 0200 | 146,792,315.00                                 | 0.00                 | 146,792,315.00              | 011          |              | X                               | 5512          | 51,892,315.00         |
|     |     |                        |      |  |                      |                             | 015          |              | 23                              | 0200          | 94,900,000.00         |
| 015 |     | 2223                   | 0200 | -100,000.00                                    | 0.00                 | -100,000.00                 | 011          |              | 2223                            | 1070          | -100,000.00           |
| 015 |     | 23                     | 0200 | 10,501,810,500.00                              | 10,691,300,000.00    | -189,489,500.00             | 015          |              | X                               | 0200          | -94,900,000.00        |
|     |     |                        |      |  |                      |                             | 015          |              | 23                              | 0203          | -65,189,500.00        |
|     |     |                        |      |  |                      |                             | 015          |              | 23                              | 1020          | -29,400,000.00        |
| 015 |     | 2324                   | 0200 | 2,081,067.00                                   | 0.00                 | 2,081,067.00                | 011          |              | 2324                            | 1070          | 2,081,067.00          |
| 015 |     | X                      | 0203 | 641,895,000.00                                 | 651,895,000.00       | -10,000,000.00              | 015          |              | X                               | 1020          | -10,000,000.00        |
| 015 |     | 23                     | 0203 | 65,189,500.00                                  | 0.00                 | 65,189,500.00               | 015          |              | 23                              | 0200          | 65,189,500.00         |
| 015 |     | 2324                   | 0322 | 928,247.00                                     | 0.00                 | 928,247.00                  | 011          |              | 2324                            | 1070          | 928,247.00            |
| 015 |     | X                      | 0324 | 8,033,321.00                                   | 0.00                 | 8,033,321.00                | 011          |              | X                               | 5512          | 8,033,321.00          |
| 015 |     | 2324                   | 0324 | 1,027,432.00                                   | 0.00                 | 1,027,432.00                | 011          |              | 2324                            | 1070          | 1,027,432.00          |
| 015 |     | X                      | 0328 | 10,000,000.00                                  | 0.00                 | 10,000,000.00               | 015          |              | X                               | 5041          | 10,000,000.00         |
| 015 |     | 23                     | 0328 | 135,000,000.00                                 | 139,000,000.00       | -4,000,000.00               | 015          |              | 2324                            | 0328          | -4,000,000.00         |
| 015 |     | 2324                   | 0328 | 4,000,000.00                                   | 0.00                 | 4,000,000.00                | 015          |              | 23                              | 0328          | 4,000,000.00          |
| 015 |     | 23                     | 0339 | 855,000,000.00                                 | 856,000,000.00       | -1,000,000.00               | 015          |              | 2327                            | 0339          | -5,000,000.00         |
|     |     |                        |      |  |                      |                             | 070          |              | X                               | 5088          | 4,000,000.00          |
| 015 |     | 2327                   | 0339 | 5,000,000.00                                   | 0.00                 | 5,000,000.00                | 015          |              | 23                              | 0339          | 5,000,000.00          |
| 015 |     | X                      | 0401 | 184,915,080.00                                 | 77,000,000.00        | 107,915,080.00              | 015          |              | X                               | 0404          | 43,415,080.00         |
|     |     |                        |      |  |                      |                             | 015          |              | X                               | 0405          | 8,000,000.00          |
|     |     |                        |      |  |                      |                             | 015          |              | X                               | 0406          | 44,000,000.00         |
|     |     |                        |      |  |                      |                             | 015          |              | X                               | 0409          | 2,500,000.00          |
|     |     |                        |      |  |                      |                             | 015          |              | 23                              | 1060          | 10,000,000.00         |
| 015 |     | X                      | 0404 | 2,650,114,920.00                               | 2,696,805,000.00     | -46,690,080.00              | 013          |              | X                               | 0500          | -1,500,000.00         |
|     |     |                        |      |  |                      |                             | 015          |              | X                               | 0401          | -43,415,080.00        |
|     |     |                        |      |  |                      |                             | 015          |              | X                               | 0406          | 525,000.00            |



## Appropriations, Outlays, and Balances - Continued

### Footnotes

Table 1 - Appropriations and Appropriation Transfers - Department of Justice

| AID   | ATA | Period of Availability | MAIN | Net Appropriations and Appropriation Transfers | Appropriation Amount | Net Appropriation Transfers | AID Involved | ATA Involved | Period of Availability Involved | MAIN Involved | Amount From or To (-) |
|-------|-----|------------------------|------|--|----------------------|-----------------------------|--------------|--------------|---------------------------------|---------------|-----------------------|
|       |     |                        |      |  |                      |                             | 015          |              | X                               | 1020          | -2,300,000.00         |
| 015   |     | X                      | 0405 | 392,000,000.00                                 | 400,000,000.00       | -8,000,000.00               | 015          |              | X                               | 0401          | -8,000,000.00         |
| 015   |     | X                      | 0406 | 633,355,000.00                                 | 682,880,000.00       | -49,525,000.00              | 015          |              | X                               | 0401          | -44,000,000.00        |
|       |     |                        |      |  |                      |                             | 015          |              | X                               | 0404          | -525,000.00           |
|       |     |                        |      |  |                      |                             | 015          |              | X                               | 1020          | -5,000,000.00         |
| 015   |     | X                      | 0409 | 697,500,000.00                                 | 700,000,000.00       | -2,500,000.00               | 015          |              | X                               | 0401          | -2,500,000.00         |
| 015   |     | 23                     | 0500 | 23,724,000.00                                  | 25,024,000.00        | -1,300,000.00               | 015          |              | 23                              | 1020          | -1,300,000.00         |
| 015   |     | 2324                   | 0700 | 263,957.00                                     | 0.00                 | 263,957.00                  | 011          |              | 2324                            | 1070          | 263,957.00            |
| 015   |     | 23                     | 1003 | 19,900,000.00                                  | 0.00                 | 19,900,000.00               | 015          |              | 23                              | 1060          | 19,900,000.00         |
| 015   |     | X                      | 1020 | 2,147,089,000.00                               | 2,129,789,000.00     | 17,300,000.00               | 015          |              | X                               | 0203          | 10,000,000.00         |
|       |     |                        |      |  |                      |                             | 015          |              | X                               | 0404          | 2,300,000.00          |
|       |     |                        |      |  |                      |                             | 015          |              | X                               | 0406          | 5,000,000.00          |
| 015   |     | 23                     | 1020 | 30,700,000.00                                  | 0.00                 | 30,700,000.00               | 015          |              | 23                              | 0200          | 29,400,000.00         |
|       |     |                        |      |  |                      |                             | 015          |              | 23                              | 0500          | 1,300,000.00          |
| 015   |     | 23                     | 1060 | 8,271,688,000.00                               | 8,392,588,000.00     | -120,900,000.00             | 015          |              | X                               | 0401          | -10,000,000.00        |
|       |     |                        |      |  |                      |                             | 015          |              | 23                              | 1003          | -19,900,000.00        |
|       |     |                        |      |  |                      |                             | 015          | 075          | 23                              | 1060          | -91,000,000.00        |
| 015   |     | X                      | 1100 | 7,967,438.00                                   | 0.00                 | 7,967,438.00                | 011          |              | X                               | 5512          | 7,967,438.00          |
| 015   |     | 2223                   | 1100 | -242,004.00                                    | 0.00                 | -242,004.00                 | 011          |              | 2223                            | 1070          | -242,004.00           |
| 015   |     | 2324                   | 1100 | 15,354,385.00                                  | 0.00                 | 15,354,385.00               | 011          |              | 2324                            | 1070          | 15,354,385.00         |
| 015   |     | X                      | 5041 | -29,541,775.90                                 | 0.00                 | -29,541,775.90              | 015          |              | X                               | 0328          | -10,000,000.00        |
|       |     |                        |      |  |                      |                             | 015          | 075          | X                               | 5041          | -15,186,899.90        |
|       |     |                        |      |  |                      |                             | 513          |              | X                               | 1200          | -4,354,876.00         |
| 015   |     | X                      | 5042 | -5,379,876.94                                  | 0.00                 | -5,379,876.94               | 072          |              | X                               | 0306          | -5,379,876.94         |
| 015   | 075 | 23                     | 1060 | 91,000,000.00                                  | 0.00                 | 91,000,000.00               | 015          |              | 23                              | 1060          | 91,000,000.00         |
| 015   | 075 | X                      | 5041 | 15,186,899.90                                  | 0.00                 | 15,186,899.90               | 015          |              | X                               | 5041          | 15,186,899.90         |
| Total |     |                        |      | 28,939,252,405.06                              | 28,859,281,000.00    | 79,971,405.06               |              |              |                                 |               | 79,971,405.06         |

Appropriations, Outlays, and Balances - Continued

| Appropriation or Fund Account<br><br>Title  | Account Symbol            |     |     |      | Balances,<br>Beginning of<br>Fiscal Year | Appropriations<br>and Other<br>Obligational<br>Authority <sup>1</sup> | Transfers<br>Borrowings<br>and<br>Investment<br>(Net) <sup>2</sup> | Outlays<br>(Net) | Balances<br>Withdrawn<br>and Other<br>Transactions <sup>3</sup> | Balances, End<br>of Fiscal Year |                  |
|---|---------------------------|-----|-----|------|--|---|--|------------------|---|---------------------------------|------------------|
|   | Period of<br>Availability | ATA | AID | MAIN |  |   |  |                  |   |                                 | SUB              |
| <p align="center"><b>Department of Labor</b></p> <p align="center"><b>Employment and Training Administration</b></p> <p align="center"><b>General Fund Accounts</b></p> |                           |     |     |      |  |   |  |                  |   |                                 |                  |
| <p>Short Time Compensation Programs, Employment and Training Administration, Labor Fund Resources:</p>  |                           |     |     |      |  |   |  |                  |   |                                 |                  |
| Undisbursed Funds   | No Year                   |     | 016 | 0168 | 000                                      | 153,211,082.92  | -227,813,055.54  | -----            | -92,013,964.15  | -----                           | 17,411,991.53    |
| <p>Program Administration, Employment and Training Administration, Labor Fund Resources:</p>  |                           |     |     |      |  |   |  |                  |   |                                 |                  |
| Undisbursed Funds   | 2023-2024                 |     | 016 | 0172 | 000                                      | -----   | 4,989,000.00   | -----            | -213,265.14   | -----                           | 5,202,265.14     |
|   | 2023                      |     |     |      |  | -----   | 121,361,000.00   | -----            | 110,195,602.49  | -----                           | 11,165,397.51    |
|   | 2022-2023                 |     |     |      |  | 345,867.19  | -----  | -----            | -520,850.05   | -----                           | 866,717.24       |
|   | 2022                      |     |     |      |  | 11,141,546.60   | -----  | -----            | 9,698,299.14  | -----                           | 1,443,247.46     |
|   | 2021-2022                 |     |     |      |  | 254,299.92  | -----  | -----            | 2,391.31  | -----                           | 251,908.61       |
|   | 2020-2022                 |     |     |      |  | 102,039.78  | -----  | -----            | 78,641.78   | -----                           | 23,398.00        |
|   | 2021                      |     |     |      |  | 1,567,937.31  | -----  | -----            | 660,719.39  | -----                           | 907,217.92       |
|   | 2020-2021                 |     |     |      |  | 3,034,775.00  | -----  | -----            | 106,086.40  | -----                           | 2,928,688.60     |
|   | 2020                      |     |     |      |  | 655,783.21  | -----  | -----            | 277,047.78  | -----                           | 378,735.43       |
|   | 2019-2020                 |     |     |      |  | 3,029,391.34  | -----  | -----            | -----   | -----                           | 3,029,391.34     |
|   | 2019                      |     |     |      |  | 868,296.31  | -----  | -560,962.00      | 5,085.14  | -----                           | 302,249.17       |
|   | 2018-2019                 |     |     |      |  | 1,028,238.38  | -----  | -----            | 896,058.44  | -----                           | 132,179.94       |
|   | 2018                      |     |     |      |  | 204,725.32  | -----  | -----            | 6,349.44  | 198,375.88                      | -----            |
|   | 2017-2018                 |     |     |      |  | 91,600.93   | -----  | -----            | -----   | 91,600.93                       | -----            |
|   | No Year                   |     |     |      |  | 5,292,389.38  | -----  | -----            | 3,195,574.97  | -----                           | 2,096,814.41     |
|   | Subtotal                  |     | 016 | 0172 | 000                                      | 27,616,890.67   | 126,350,000.00   | -560,962.00      | 124,387,741.09  | 289,976.81                      | 28,728,210.77    |
| <p>Training and Employment Services, Employment and Training Administration, Labor Fund Resources:</p>  |                           |     |     |      |  |   |  |                  |   |                                 |                  |
| Undisbursed Funds   | 2023-2024                 |     | 016 | 0174 | 000                                      | -----   | 2,347,463,438.00   | -----            | 65,862,008.14   | -----                           | 2,281,601,429.86 |
|   | 2023                      |     |     |      |  | -----   | 1,764,474,000.00   | -----            | 678,487,607.63  | -----                           | 1,085,986,392.37 |
|   | 2022-2023                 |     |     |      |  | 2,064,853,863.07  | -----  | -3,690,000.00    | 953,145,736.33  | -----                           | 1,108,018,126.74 |
|   | 2022                      |     |     |      |  | 1,055,987,457.85  | -----  | -----            | 603,171,079.34  | -----                           | 452,816,378.51   |
|   | 2021-2022                 |     |     |      |  | 958,735,934.87  | -----  | -----            | 490,736,868.99  | -----                           | 467,999,065.88   |
|   | 2020-2022                 |     |     |      |  | 157,274,101.23  | -----  | -6,734,101.63    | 48,798,862.46   | -----                           | 101,741,137.14   |
|   | 2021                      |     |     |      |  | 395,666,451.95  | -----  | -500,000.00      | 289,489,135.69  | -----                           | 105,677,316.26   |
|   | 2020-2021                 |     |     |      |  | 453,342,035.13  | -----  | -9,059,824.58    | 198,892,084.55  | -----                           | 245,390,126.00   |
|   | 2020                      |     |     |      |  | 113,285,895.94  | -----  | -4,500,000.00    | 41,967,558.01   | -----                           | 66,818,337.93    |
|   | 2019-2020                 |     |     |      |  | 211,065,619.78  | -----  | -----            | 85,431,591.62   | -----                           | 125,634,028.16   |
|   | 2019                      |     |     |      |  | 29,384,925.14   | -----  | -----            | 4,702,569.86  | -----                           | 24,682,355.28    |
|   | 2018-2019                 |     |     |      |  | 104,779,622.93  | -----  | -----            | 32,084,971.97   | -----                           | 72,694,650.96    |

Footnotes at End of Chapter

## Appropriations, Outlays, and Balances - Continued

| Appropriation or Fund Account<br><br>Title  | Account Symbol            |     |     |      | Balances,<br>Beginning of<br>Fiscal Year | Appropriations<br>and Other<br>Obligational<br>Authority <sup>1</sup> | Transfers<br>Borrowings<br>and<br>Investment<br>(Net) <sup>2</sup> | Outlays<br>(Net) | Balances<br>Withdrawn<br>and Other<br>Transactions <sup>3</sup> | Balances, End<br>of Fiscal Year |                  |
|---|---------------------------|-----|-----|------|--|---|--|------------------|---|---------------------------------|------------------|
|   | Period of<br>Availability | ATA | AID | MAIN |  |   |  |                  |   |                                 | SUB              |
|   | 2018                      |     |     |      | 39,339,947.78                            | -----   | -----  | -518,517.82      | 39,858,465.60   | -----                           |                  |
|   | 2017-2018                 |     |     |      | 30,451,044.42                            | -----   | -----  | 707,609.17       | 29,743,435.25   | -----                           |                  |
| Transfer To:  |                           |     |     |      |  |   |  |                  |   |                                 |                  |
| Bureau of Indian Affairs  | 2023-2024                 | 014 | 016 | 0174 | 020                                      | -----   | 19,612,562.00  | -----            | 17,273,606.00   | -----                           | 2,338,956.00     |
|   | 2022-2023                 |     |     |      |  | 17,641,836.00   | -----  | 60,000.00        | 17,577,882.00   | -----                           | 123,954.00       |
|   | 2020-2022                 |     |     |      |  | -----   | -----  | 6,734,101.63     | 1,861,309.84  | -----                           | 4,872,791.79     |
|   | 2020-2021                 |     |     |      |  | -----   | -----  | 5,059,824.58     | -----   | -----                           | -----            |
|   | Subtotal                  |     | 016 | 0174 | 000                                      | 5,631,808,736.09  | 4,131,550,000.00   | -12,630,000.00   | 3,534,731,788.36  | 69,601,900.85                   | 6,146,395,046.88 |
| Community Service Employment for Older Americans, Employment and Training Administration, Labor Fund Resources:               |                           |     |     |      |  |   |  |                  |   |                                 |                  |
| Undisbursed Funds   | 2023-2024                 |     | 016 | 0175 | 000                                      | -----   | 403,040,000.00   | -----            | 61,838,758.06   | -----                           | 341,201,241.94   |
|   | 2022-2023                 |     |     |      |  | 345,405,602.49  | -----  | -1,157,000.00    | 318,769,694.36  | -----                           | 25,478,908.13    |
|   | 2020-2023                 |     |     |      |  | -----   | -----  | 15,350,099.00    | 3,892,997.75  | -----                           | 11,457,101.25    |
|   | 2021-2022                 |     |     |      |  | 25,716,151.60   | -----  | -----            | 941,278.41  | -----                           | 24,774,873.19    |
|   | 2019-2022                 |     |     |      |  | 4,672,989.20  | -----  | -----            | 2,700,196.14  | -----                           | 1,972,793.06     |
|   | 2020-2021                 |     |     |      |  | 15,356,938.16   | -----  | -15,350,099.00   | -456.53   | -----                           | 7,295.69         |
|   | 2018-2021                 |     |     |      |  | 1,105,315.66  | -----  | -----            | 286,084.80  | -----                           | 819,230.86       |
|   | 2019-2020                 |     |     |      |  | 32,996.78   | -----  | -----            | -----   | -----                           | 32,996.78        |
|   | 2017-2020                 |     |     |      |  | 3,766,482.06  | -----  | -----            | 1,134,599.90  | -----                           | 2,631,882.16     |
|   | 2018-2019                 |     |     |      |  | 1,466,420.29  | -----  | -----            | -1,875.72   | -----                           | 1,468,296.01     |
|   | 2016-2019                 |     |     |      |  | 641,944.25  | -----  | -----            | -----   | -----                           | 641,944.25       |
|   | 2017-2018                 |     |     |      |  | 773,812.91  | -----  | -----            | -5,072.51   | 778,885.42                      | -----            |
|   | 2015-2018                 |     |     |      |  | 657,908.31  | -----  | -----            | -----   | 657,908.31                      | -----            |
|   | Subtotal                  |     | 016 | 0175 | 000                                      | 399,596,561.71  | 403,040,000.00   | -1,157,000.00    | 389,556,204.66  | 1,436,793.73                    | 410,486,563.32   |
| Payments to the Unemployment Trust Fund, Employment and Training Administration, Labor Fund Resources:                        |                           |     |     |      |  |   |  |                  |   |                                 |                  |
| Undisbursed Funds   | No Year                   |     | 016 | 0178 | 000                                      | -----   | -391,933,052.89  | -----            | -391,933,052.89   | -----                           | -----            |
| State Unemployment Insurance and Employment Service Operations, Employment and Training Administration, Labor Fund Resources: |                           |     |     |      |  |   |  |                  |   |                                 |                  |
| Undisbursed Funds   | 2023-2024                 |     | 016 | 0179 | 000                                      | -----   | 81,372,000.00  | -----            | 80,953,101.59   | -----                           | 418,898.41       |
|   | 2023                      |     |     |      |  | -----   | -----  | -----            | -2,591,912.94   | -----                           | 2,591,912.94     |
|   | 2022-2023                 |     |     |      |  | 164,108,973.13  | -----  | -3,743,000.00    | 114,037,455.26  | -----                           | 46,328,517.87    |
|   | 2022                      |     |     |      |  | 70,901.07   | -----  | -----            | -2,613,694.47   | -----                           | 2,684,595.54     |
|   | 2021-2022                 |     |     |      |  | 317,589,220.46  | -----  | -----            | 290,962,563.89  | -----                           | 26,626,656.57    |
|   | 2021                      |     |     |      |  | 9,090,077.06  | -----  | -----            | 7,617,910.89  | -----                           | 1,472,166.17     |
|   | 2020-2021                 |     |     |      |  | 129,727,376.96  | -----  | -----            | 129,586,403.29  | -----                           | 140,973.67       |
|   | 2020                      |     |     |      |  | 3,766,904.34  | -----  | -----            | 501,223.55  | -----                           | 3,265,680.79     |
|   | 2019-2020                 |     |     |      |  | 8,204,332.00  | -----  | -----            | 6,974,618.27  | -----                           | 1,229,713.73     |

Footnotes at End of Chapter

Appropriations, Outlays, and Balances - Continued

| Appropriation or Fund Account<br><br>Title  | Account Symbol            |     |     |             | Balances,<br>Beginning of<br>Fiscal Year | Appropriations<br>and Other<br>Obligational<br>Authority <sup>1</sup> | Transfers<br>Borrowings<br>and<br>Investment<br>(Net) <sup>2</sup> | Outlays<br>(Net) | Balances<br>Withdrawn<br>and Other<br>Transactions <sup>3</sup> | Balances, End<br>of Fiscal Year |                  |
|---|---------------------------|-----|-----|-------------|--|---|--|------------------|---|---------------------------------|------------------|
|   | Period of<br>Availability | ATA | AID | MAIN<br>SUB |  |   |  |                  |   |                                 |                  |
|   | 2019                      |     |     |             | 952,513.19                               | -----   | -----  | 97,862.84        | -----   | 854,650.35                      |                  |
|   | 2018-2019                 |     |     |             | 1,851,428.32                             | -----   | -----  | -1,345,166.98    | -----   | 3,196,595.30                    |                  |
|   | 2018                      |     |     |             | 1,074,058.21                             | -----   | -----  | 1,074,058.21     | -----   | -----                           |                  |
|   | 2017-2018                 |     |     |             | 6,323,500.24                             | -----   | -----  | 6,323,500.24     | -----   | -----                           |                  |
|   | No Year                   |     |     |             | 1,530,858,703.91                         | -1,000,000,000.00   | -----  | -300,091,590.77  | -----   | 830,950,294.68                  |                  |
|   | Subtotal                  |     | 016 | 0179        | 000                                      | 2,173,617,988.89  | -918,628,000.00  | -3,743,000.00    | 331,486,332.87  | -----                           | 919,760,656.02   |
| Office of Job Corps, Employment and Training Administration, Labor<br>Fund Resources: |                           |     |     |             |  |   |  |                  |   |                                 |                  |
| Undisbursed Funds   | 2023-2026                 |     | 016 | 0181        | 000                                      | -----   | 121,868,382.00   | -----            | -----   | -----                           | 121,868,382.00   |
|   | 2022-2025                 |     |     |             |  | 111,158,982.00  | -----  | -8,797,071.00    | -----   | -----                           | 85,058,672.73    |
|   | 2023-2024                 |     |     |             |  | -----   | 1,546,311,676.00   | -----            | -----   | -----                           | 1,467,526,633.66 |
|   | 2021-2024                 |     |     |             |  | 88,136,168.78   | -----  | -----            | -----   | -----                           | 54,900,356.15    |
|   | 2023                      |     |     |             |  | -----   | 33,830,000.00  | -----            | -----   | -----                           | 1,446,312.37     |
|   | 2022-2023                 |     |     |             |  | 1,481,913,001.37  | -----  | -104,907,754.00  | -----   | -----                           | 213,948,857.46   |
|   | 2020-2023                 |     |     |             |  | 57,365,085.29   | -----  | -----            | -----   | -----                           | 28,186,486.11    |
|   | 2022                      |     |     |             |  | 1,466,157.22  | -----  | -----            | -----   | -----                           | 74,379.21        |
|   | 2021-2022                 |     |     |             |  | 330,260,885.25  | -----  | -----            | -----   | -----                           | 148,401,991.23   |
|   | 2019-2022                 |     |     |             |  | 37,665,010.68   | -----  | -----            | -----   | -----                           | 14,862,460.89    |
|   | 2021                      |     |     |             |  | 694,028.95  | -----  | -----            | -----   | -----                           | 699,065.65       |
|   | 2020-2021                 |     |     |             |  | 131,609,053.42  | -----  | -----            | -----   | -----                           | 122,123,436.25   |
|   | 2018-2021                 |     |     |             |  | 35,207,341.70   | -----  | -----            | -----   | -----                           | 22,462,814.90    |
|   | 2020                      |     |     |             |  | 199,554.69  | -----  | -----            | -----   | -----                           | 199,554.69       |
|   | 2019-2020                 |     |     |             |  | 140,508,178.63  | -----  | -3,409,217.00    | -----   | -----                           | 122,688,123.37   |
|   | 2017-2020                 |     |     |             |  | 2,979,668.07  | -----  | -----            | -----   | -----                           | 576,549.70       |
|   | 2019                      |     |     |             |  | 326,037.80  | -----  | -----            | -----   | -----                           | 326,037.80       |
|   | 2018-2019                 |     |     |             |  | 72,442,025.42   | -----  | -----            | -----   | -----                           | 71,956,606.69    |
|   | 2016-2019                 |     |     |             |  | 36,983,320.31   | -----  | -----            | -----   | -----                           | 36,940,474.31    |
|   | 2018                      |     |     |             |  | 711,626.76  | -----  | -----            | -----   | 711,626.76                      | -----            |
|   | 2017-2018                 |     |     |             |  | 66,824,163.60   | -----  | 2,041,391.39     | -----   | 68,366,781.00                   | -----            |
|   | 2015-2018                 |     |     |             |  | 4,976,591.92  | -----  | 56,006.49        | -----   | 631,128.70                      | -----            |
|   | No Year                   |     |     |             |  | 3,874,002.95  | -----  | -----            | -----   | -----                           | 3,565,815.45     |
| Transfer To:  |                           |     |     |             |  |   |  |                  |   |                                 |                  |
| Department of Agriculture   | 2023-2026                 | 012 | 016 | 0181        | 000                                      | -----   | 1,131,618.00   | -----            | 8,242.26  | -----                           | 1,123,375.74     |
|   | 2022-2025                 |     |     |             |  | 1,841,018.00  | -----  | 8,797,071.00     | -----   | -----                           | 5,277,483.49     |
|   | 2023-2024                 |     |     |             |  | -----   | 57,013,324.00  | -----            | -----   | -----                           | 33,336,644.28    |
|   | 2021-2024                 |     |     |             |  | 2,801,777.73  | -----  | -----            | -----   | -----                           | 1,097,344.83     |
|   | 2022-2023                 |     |     |             |  | 33,480,154.63   | -----  | 100,002,754.00   | -----   | -----                           | 11,479,364.10    |
|   | 2020-2023                 |     |     |             |  | 991,549.42  | -----  | -----            | -----   | -----                           | 513,328.15       |
|   | 2021-2022                 |     |     |             |  | 13,984,633.32   | -----  | -----            | -----   | -----                           | 4,710,075.35     |

Footnotes at End of Chapter

## Appropriations, Outlays, and Balances - Continued

| Appropriation or Fund Account<br><br>Title  | Account Symbol            |     |     |      | Balances,<br>Beginning of<br>Fiscal Year | Appropriations<br>and Other<br>Obligational<br>Authority <sup>1</sup> | Transfers<br>Borrowings<br>and<br>Investment<br>(Net) <sup>2</sup> | Outlays<br>(Net) | Balances<br>Withdrawn<br>and Other<br>Transactions <sup>3</sup> | Balances, End<br>of Fiscal Year |                  |
|---|---------------------------|-----|-----|------|--|---|--|------------------|---|---------------------------------|------------------|
|   | Period of<br>Availability | ATA | AID | MAIN |  |   |  |                  |   |                                 | SUB              |
|   | 2019-2022                 |     |     |      | 513,036.39                               | -----   | -----  | 454,315.36       | -----   | 58,721.03                       |                  |
|   | 2020-2021                 |     |     |      | 4,895,353.67                             | -----   | -----  | 664,200.60       | -----   | 4,231,153.07                    |                  |
|   | 2018-2021                 |     |     |      | 46,707.73                                | -----   | -----  | 24,496.59        | -----   | 22,211.14                       |                  |
|   | 2019-2020                 |     |     |      | 5,472,343.54                             | -----   | -----  | 109,626.78       | -----   | 5,362,716.76                    |                  |
|   | 2017-2020                 |     |     |      | 37,892.08                                | -----   | -----  | -----            | -----   | 37,892.08                       |                  |
|   | 2018-2019                 |     |     |      | 3,191,762.73                             | -----   | -----  | 1,153.12         | -----   | 3,190,609.61                    |                  |
|   | 2016-2019                 |     |     |      | 24,774.02                                | -----   | -----  | -----            | -----   | 24,774.02                       |                  |
|   | 2017-2018                 |     |     |      | 2,033,948.32                             | -----   | -2,041,391.39  | -7,443.07        | -----   | -----                           |                  |
|   | 2015-2018                 |     |     |      | 56,006.49                                | -----   | -56,006.49   | -----            | -----   | -----                           |                  |
|   | Subtotal                  |     | 016 | 0181 | 000                                      | 2,674,671,842.88  | 1,760,155,000.00   | -8,314,217.00    | 1,768,524,385.15  | 69,709,536.46                   | 2,588,278,704.27 |
| Office of Job Corps - Recovery Act, Departmental Management, Labor<br>Fund Resources:   |                           |     |     |      |  |   |  |                  |   |                                 |                  |
| Undisbursed Funds   | 2009-2010                 |     | 016 | 0182 | 000                                      | 31,396,830.08   | -----  | -----            | 3,489,677.71  | -----                           | 27,907,152.37    |
| Training and Employment Services - Recovery Act, Employment and<br>Training Administration, Labor<br>Fund Resources:  |                           |     |     |      |  |   |  |                  |   |                                 |                  |
| Undisbursed Funds   | No Year                   |     | 016 | 0184 | 000                                      | 16,868,473.36   | -----  | -----            | 5,494,758.11  | -----                           | 11,373,715.25    |
| Federal Unemployment Benefits and Allowances, Employment and Training<br>Administration, Labor<br>Fund Resources:   |                           |     |     |      |  |   |  |                  |   |                                 |                  |
| Undisbursed Funds   | 2023                      |     | 016 | 0326 | 000                                      | -----   | 466,219,200.00   | -----            | 33,967,438.81   | -----                           | 432,251,761.19   |
|   | 2022                      |     |     |      |  | 429,490,826.27  | -----  | -----            | 12,624,295.94   | -----                           | 416,866,530.33   |
|   | 2021                      |     |     |      |  | 542,582,142.40  | -----  | -----            | 101,254,013.57  | -----                           | 441,328,128.83   |
|   | 2020                      |     |     |      |  | 387,400,554.38  | -----  | -----            | 35,781,794.26   | -----                           | 351,618,760.12   |
|   | 2019                      |     |     |      |  | 414,248,999.19  | -----  | -2,519.74        | -----   | 414,251,518.93                  |                  |
|   | 2018                      |     |     |      |  | 355,680,289.54  | -----  | -----            | -2,082.28   | 355,682,371.82                  | -----            |
|   | Subtotal                  |     | 016 | 0326 | 000                                      | 2,129,402,811.78  | 466,219,200.00   | -----            | 183,622,940.56  | 355,682,371.82                  | 2,056,316,699.40 |
| Federal Additional Unemployment Compensation Program - Recovery Act,<br>Employment and Training Administration, Labor<br>Fund Resources:                        |                           |     |     |      |  |   |  |                  |   |                                 |                  |
| Undisbursed Funds   | No Year                   |     | 016 | 1800 | 000                                      | 16,953,059.34   | -----  | -----            | -----   | -----                           | 16,953,059.34    |
| Federal Unemployment Compensation Program, Employment and Training<br>Administration, Labor<br>Fund Resources:  |                           |     |     |      |  |   |  |                  |   |                                 |                  |
| Undisbursed Funds   | No Year                   |     | 016 | 1801 | 000                                      | 4,417,906,360.45  | -1,433,286,695.58  | -----            | -458,916,425.50   | -----                           | 3,443,536,090.37 |
| <b>Special Fund Accounts</b>  |                           |     |     |      |  |   |  |                  |   |                                 |                  |
| Salaries and Expenses, H-1B Funded, State Unemployment Insurance and<br>Employment Operations, Employment and Training Administration, Labor<br>Fund Resources: |                           |     |     |      |  |   |  |                  |   |                                 |                  |
| Undisbursed Funds   | 2017-2018                 |     | 016 | 5142 | 000                                      | 127,618.08  | -----  | -----            | -----   | 127,618.08                      | -----            |
|   | No Year                   |     |     |      |  | 20,213,908.51   | 17,259,187.50  | -----            | 21,171,188.32   | -----                           | 16,301,907.69    |

Footnotes at End of Chapter

Appropriations, Outlays, and Balances - Continued

| Appropriation or Fund Account<br><br>Title   | Account Symbol            |     |      |             | Balances,<br>Beginning of<br>Fiscal Year | Appropriations<br>and Other<br>Obligational<br>Authority <sup>1</sup> | Transfers<br>Borrowings<br>and<br>Investment<br>(Net) <sup>2</sup> | Outlays<br>(Net)               | Balances<br>Withdrawn<br>and Other<br>Transactions <sup>3</sup> | Balances, End<br>of Fiscal Year |
|--|---------------------------|-----|------|-------------|--|---|--|--------------------------------|---|---------------------------------|
|  | Period of<br>Availability | ATA | AID  | MAIN<br>SUB |  |   |  |                                |   |                                 |
| Subtotal   |                           | 016 | 5142 | 000         | 20,341,526.59                            | 17,259,187.50   | -----  | 21,171,188.32                  | 127,618.08  | 16,301,907.69                   |
| Salaries and Expenses, H-1B Funded, Training and Employment Services,<br>Employment and Training Administration, Labor<br>Fund Resources:<br>Undisbursed Funds | No Year                   | 016 | 5152 | 000         | 544,507,115.20                           | 172,591,876.00  | -----  | 118,212,768.46                 | <sup>5</sup> 142,000,000.00                                     | 456,886,222.74                  |
| <b>Trust Fund Accounts</b>   |                           |     |      |             |  |   |  |                                |   |                                 |
| Unemployment Trust Fund - Treasury Managed, Labor<br>Fund Resources:<br>Undisbursed Funds  | No Year                   | 016 | 8042 | 000         | 3,340,087,368.09                         | <sup>6</sup> 43,535,780,698.53  | -8,258,109,157.68  | <sup>6</sup> 36,018,130,574.96 | -----   | 2,599,628,333.98                |
| Investments in US Treasury Securities  |                           |     |      |             | 73,587,428,000.00                        | -----   | 8,258,255,000.00   | -----                          | -----   | 81,845,683,000.00               |
| Subtotal   |                           | 016 | 8042 | 000         | 76,927,515,368.09                        | 43,535,780,698.53   | 145,842.32   | 36,018,130,574.96              | -----   | 84,445,311,333.98               |
| Total, Employment and Training Administration  |                           |     |      |             | 95,165,414,648.05                        | 47,641,285,158.02   | -26,259,336.68   | 41,555,944,917.71              | 638,848,197.75  | 100,585,647,353.93              |
| <b>Employee Benefits Security Administration</b>   |                           |     |      |             |  |   |  |                                |   |                                 |
| <b>General Fund Accounts</b>   |                           |     |      |             |  |   |  |                                |   |                                 |
| Salaries and Expenses, Employee Benefits Security Administration,<br>Labor<br>Fund Resources:<br>Undisbursed Funds   | 2023-2024                 | 016 | 1700 | 000         | -----                                    | 1,200,000.00  | -----  | -----                          | -----   | 1,200,000.00                    |
|  | 2023                      |     |      |             | -----                                    | 189,900,000.00  | -----  | 174,796,865.95                 | -----   | 15,103,134.05                   |
|  | 2022-2023                 |     |      |             | 2,709,048.70                             | -----   | -----  | 578,410.20                     | -----   | 2,130,638.50                    |
|  | 2022                      |     |      |             | 17,230,076.64                            | -----   | -----  | 14,983,219.14                  | -----   | 2,246,857.50                    |
|  | 2020-2022                 |     |      |             | 30,460.08                                | -----   | -----  | -8,735.59                      | -----   | 39,195.67                       |
|  | 2021                      |     |      |             | 6,852,699.62                             | -----   | -----  | 316,890.30                     | -----   | 6,535,809.32                    |
|  | 2020-2021                 |     |      |             | 1,113,837.79                             | -----   | -----  | 94,689.00                      | -----   | 1,019,148.79                    |
|  | 2020                      |     |      |             | 383,800.23                               | -----   | -----  | 142,064.80                     | -----   | 241,735.43                      |
|  | 2019                      |     |      |             | 768,107.49                               | -----   | -504,240.00  | 48,934.78                      | -----   | 214,932.71                      |
|  | 2018-2019                 |     |      |             | 1,082,235.00                             | -----   | -----  | -----                          | -----   | 1,082,235.00                    |
|  | 2018                      |     |      |             | 848,650.67                               | -----   | -----  | 380.90                         | 848,269.77  | -----                           |
|  | No Year                   |     |      |             | 849,002.40                               | -----   | -----  | -16.06                         | -----   | 849,018.46                      |
| Subtotal   |                           | 016 | 1700 | 000         | 31,867,918.62                            | 191,100,000.00  | -504,240.00  | 190,952,703.42                 | 848,269.77  | 30,662,705.43                   |
| Total, Employee Benefits Security Administration   |                           |     |      |             | 31,867,918.62                            | 191,100,000.00  | -504,240.00  | 190,952,703.42                 | 848,269.77  | 30,662,705.43                   |
| <b>Pension Benefit Guaranty Corporation</b>  |                           |     |      |             |  |   |  |                                |   |                                 |
| <b>Public Enterprise Funds</b>   |                           |     |      |             |  |   |  |                                |   |                                 |
| Pension Benefit Guaranty Corporation Fund, Pension Benefit Guaranty<br>Corporation, Labor<br>Fund Resources:<br>Undisbursed Funds                              | 2021-2030                 | 016 | 4204 | 000         | 35,483,770.34                            | 45,927,399,529.79   | -----  | 45,593,538,509.72              | -----   | 369,344,790.41                  |
|  | 2017-2021                 |     |      |             | 11,932,649.48                            | -----   | -----  | 2,185,935.75                   | -----   | 9,746,713.73                    |
|  | No Year                   |     |      |             | 22,267,630.00                            | -----   | -5,450,061,751.95  | -5,432,499,937.09              | -----   | 4,705,815.14                    |
| Unrealized Discount on Investments   |                           |     |      |             | -1,382,267,470.93                        | -----   | -85,544,153.50   | -----                          | -----   | -1,467,811,624.43               |

Footnotes at End of Chapter

## Appropriations, Outlays, and Balances - Continued

| Appropriation or Fund Account<br><br>Title  | Account Symbol            |     |     |      | Balances,<br>Beginning of<br>Fiscal Year | Appropriations<br>and Other<br>Obligational<br>Authority <sup>1</sup> | Transfers<br>Borrowings<br>and<br>Investment<br>(Net) <sup>2</sup> | Outlays<br>(Net)  | Balances<br>Withdrawn<br>and Other<br>Transactions <sup>3</sup> | Balances, End<br>of Fiscal Year |                  |
|---|---------------------------|-----|-----|------|--|---|--|-------------------|---|---------------------------------|------------------|
|   | Period of<br>Availability | ATA | AID | MAIN |  |   |  |                   |   |                                 | SUB              |
| Investments in US Treasury Securities   |                           |     |     |      | 55,626,021,920.46                        | -----   | 5,535,605,905.45   | -----             | -----   | 61,161,627,825.91               |                  |
| Funds Held Outside the Treasury   |                           |     |     |      | 5,000.00                                 | -----   | -----  | -----             | -----   | 5,000.00                        |                  |
| Subtotal  |                           |     | 016 | 4204 | 000                                      | 54,313,443,499.35   | 45,927,399,529.79  | 40,163,224,508.38 | -----   | 60,077,618,520.76               |                  |
| Total, Pension Benefit Guaranty Corporation   |                           |     |     |      | 54,313,443,499.35                        | 45,927,399,529.79   | -----  | 40,163,224,508.38 | -----   | 60,077,618,520.76               |                  |
| <b>Office of Workers' Compensation Programs</b>   |                           |     |     |      |  |   |  |                   |   |                                 |                  |
| <b>General Fund Accounts</b>  |                           |     |     |      |  |   |  |                   |   |                                 |                  |
| Salaries and Expenses, Office of Workers' Compensation Programs, Labor  |                           |     |     |      |  |   |  |                   |   |                                 |                  |
| Fund Resources:   |                           |     |     |      |  |   |  |                   |   |                                 |                  |
| Undisbursed Funds   | 2023                      |     | 016 | 0163 | 000                                      | -----   | 120,500,000.00   | -----             | 109,995,471.24  | -----                           | 10,504,528.76    |
|   | 2021-2023                 |     |     |      |  | 5,739,185.97  | -967,618.38  | -----             | 4,771,567.59  | -----                           | -----            |
|   | 2022                      |     |     |      |  | 11,006,459.97   | -----  | -----             | 9,329,592.26  | -----                           | 1,676,867.71     |
|   | 2021                      |     |     |      |  | 1,779,679.17  | -----  | -----             | 125,375.96  | -----                           | 1,654,303.21     |
|   | 2020                      |     |     |      |  | 809,208.40  | -----  | -----             | 153,209.76  | -----                           | 655,998.64       |
|   | 2019                      |     |     |      |  | 754,504.16  | -----  | -----             | -698.36   | -----                           | 755,202.52       |
|   | 2018                      |     |     |      |  | 1,007,219.18  | -----  | -----             | 1,007,219.18  | -----                           | -----            |
| Subtotal  |                           |     | 016 | 0163 | 000                                      | 21,096,256.85   | 119,532,381.62   | -----             | 124,374,518.45  | 1,007,219.18                    | 15,246,900.84    |
| Special Benefits for Disabled Coal Miners, Office of Workers' Compensation Program, Labor   |                           |     |     |      |  |   |  |                   |   |                                 |                  |
| Fund Resources:   |                           |     |     |      |  |   |  |                   |   |                                 |                  |
| Undisbursed Funds   | No Year                   |     | 016 | 0169 | 000                                      | 16,084,418.71   | 46,744,233.00  | -----             | 42,948,454.20   | -----                           | 19,880,197.51    |
| Special Benefits, Office of Workers' Compensation Programs, Labor   |                           |     |     |      |  |   |  |                   |   |                                 |                  |
| Fund Resources:   |                           |     |     |      |  |   |  |                   |   |                                 |                  |
| Undisbursed Funds   | No Year                   |     | 016 | 1521 | 000                                      | 1,565,091,689.01  | 250,000,000.00   | -----             | 779,600,608.97  | -----                           | 1,035,491,080.04 |
| Energy Employees Occupational Illness Compensation Fund, Labor  |                           |     |     |      |  |   |  |                   |   |                                 |                  |
| Fund Resources:   |                           |     |     |      |  |   |  |                   |   |                                 |                  |
| Undisbursed Funds   | No Year                   |     | 016 | 1523 | 000                                      | 39,078,545.70   | 2,187,832,025.64   | -----             | 2,172,925,674.74  | -----                           | 53,984,896.60    |
| Administrative Expenses, Energy Employees Occupational Illness Compensation Fund, Office of Workers' Compensation Programs, Labor |                           |     |     |      |  |   |  |                   |   |                                 |                  |
| Fund Resources:   |                           |     |     |      |  |   |  |                   |   |                                 |                  |
| Undisbursed Funds   | No Year                   |     | 016 | 1524 | 000                                      | 29,622,313.18   | 133,325,641.14   | -----             | 134,711,810.52  | -----                           | 28,236,143.80    |
| <b>Special Fund Accounts</b>  |                           |     |     |      |  |   |  |                   |   |                                 |                  |
| Panama Canal Commission Compensation Fund, Labor  |                           |     |     |      |  |   |  |                   |   |                                 |                  |
| Fund Resources:   |                           |     |     |      |  |   |  |                   |   |                                 |                  |
| Undisbursed Funds   | No Year                   |     | 016 | 5155 | 000                                      | 122,229.62  | 137,404.53   | 2,951,990.20      | 3,194,972.17  | -----                           | 16,652.18        |
| Unrealized Discount on Investments  |                           |     |     |      |  | -----   | -----  | -525,685.58       | -----   | -----                           | -525,685.58      |
| Investments in US Treasury Securities   |                           |     |     |      |  | 14,979,990.20   | -----  | -2,426,304.62     | -----   | -----                           | 12,553,685.58    |
| Subtotal  |                           |     | 016 | 5155 | 000                                      | 15,102,219.82   | 137,404.53   | -----             | 3,194,972.17  | -----                           | 12,044,652.18    |
| <b>Trust Fund Accounts</b>  |                           |     |     |      |  |   |  |                   |   |                                 |                  |

Footnotes at End of Chapter

Appropriations, Outlays, and Balances - Continued

| Appropriation or Fund Account<br><br>Title  | Account Symbol            |     |     |             | Balances,<br>Beginning of<br>Fiscal Year | Appropriations<br>and Other<br>Obligational<br>Authority <sup>1</sup> | Transfers<br>Borrowings<br>and<br>Investment<br>(Net) <sup>2</sup> | Outlays<br>(Net) | Balances<br>Withdrawn<br>and Other<br>Transactions <sup>3</sup> | Balances, End<br>of Fiscal Year |
|---|---------------------------|-----|-----|-------------|--|---|--|------------------|---|---------------------------------|
|   | Period of<br>Availability | ATA | AID | MAIN<br>SUB |  |   |  |                  |   |                                 |
| Relief and Rehabilitation, Longshoremen's and Harbor Workers' Compensation Act, as Amended, Labor Fund Resources: |                           |     |     |             |  |   |  |                  |   |                                 |
| Undisbursed Funds   | No Year                   |     | 016 | 8130 000    | 6,362,948.18                             | 95,684,195.81   | -12,000,000.00   | 86,796,797.31    | -----   | 3,250,346.68                    |
| Investments in US Treasury Securities   |                           |     |     |             | 58,000,000.00                            | -----   | 12,000,000.00  | -----            | -----   | 70,000,000.00                   |
| Subtotal  |                           |     | 016 | 8130 000    | 64,362,948.18                            | 95,684,195.81   | -----  | 86,796,797.31    | -----   | 73,250,346.68                   |
| Relief and Rehabilitation, Workmen's Compensation Act, within the District of Columbia, Labor Fund Resources:     |                           |     |     |             |  |   |  |                  |   |                                 |
| Undisbursed Funds   | No Year                   |     | 016 | 8134 000    | 1,299,130.93                             | 4,478,376.46  | -----  | 5,111,108.18     | -----   | 666,399.21                      |
| Investments in US Treasury Securities   |                           |     |     |             | 2,000,000.00                             | -----   | -----  | -----            | -----   | 2,000,000.00                    |
| Subtotal  |                           |     | 016 | 8134 000    | 3,299,130.93                             | 4,478,376.46  | -----  | 5,111,108.18     | -----   | 2,666,399.21                    |
| Black Lung Disability Trust Fund - Treasury Managed, Labor Fund Resources:  |                           |     |     |             |  |   |  |                  |   |                                 |
| Undisbursed Funds   | No Year                   |     | 016 | 8144 000    | 208,033,299.67                           | 142,189,621.19  | 41,794,900.56  | 198,317,348.39   | -----   | 193,700,473.03                  |
| Transfer To:  |                           |     |     |             |  |   |  |                  |   |                                 |
| Employment Standards Administration, Labor Authority to Borrow from the Treasury                                  | No Year                   | 016 | 016 | 8144 015    | 74,046,789.46                            | 154,685,000.00  | -----  | 136,624,744.76   | -----   | 92,107,044.70                   |
| Authority to Borrow from the Treasury   |                           |     |     |             | -160,513,503.93                          | 2,888,864,503.93  | -2,728,351,000.00  | -----            | 146,092,327.29  | -146,092,327.29                 |
| Subtotal  |                           |     | 016 | 8144 000    | 121,566,585.20                           | 3,185,739,125.12  | -2,686,556,099.44  | 334,942,093.15   | 146,092,327.29  | 139,715,190.44                  |
| Total, Office of Workers' Compensation Programs   |                           |     |     |             | 1,875,304,107.58                         | 6,023,473,383.32  | -2,686,556,099.44  | 3,684,606,037.69 | 147,099,546.47  | 1,380,515,807.30                |
| <b>Wage and Hour Division</b>   |                           |     |     |             |  |   |  |                  |   |                                 |
| <b>General Fund Accounts</b>  |                           |     |     |             |  |   |  |                  |   |                                 |
| Salaries and Expenses, Wage and Hour Division, Labor Fund Resources:  |                           |     |     |             |  |   |  |                  |   |                                 |
| Undisbursed Funds   | 2023                      |     | 016 | 0143 000    | -----                                    | 260,000,000.00  | -----  | 246,684,568.01   | -----   | 13,315,431.99                   |
|   | 2021-2023                 |     |     |             | 8,864,611.78                             | -594.07   | -----  | 8,864,017.71     | -----   | -----                           |
|   | 2022                      |     |     |             | 14,323,189.69                            | -----   | -----  | 13,230,042.49    | -----   | 1,093,147.20                    |
|   | 2021                      |     |     |             | 1,056,579.44                             | -----   | -----  | 398,729.88       | -----   | 657,849.56                      |
|   | 2020                      |     |     |             | 691,075.19                               | -----   | -----  | 180,683.37       | -----   | 510,391.82                      |
|   | 2019                      |     |     |             | 538,774.12                               | -----   | -----  | 114.48           | -----   | 538,659.64                      |
|   | 2018                      |     |     |             | 644,258.25                               | -----   | -----  | 185.38           | 644,072.87  | -----                           |
| Subtotal  |                           |     | 016 | 0143 000    | 26,118,488.47                            | 259,999,405.93  | -----  | 269,358,341.32   | 644,072.87  | 16,115,480.21                   |
| <b>Special Fund Accounts</b>  |                           |     |     |             |  |   |  |                  |   |                                 |
| H-1B and L Fraud Protection and Detection Account, Wage and Hour Division, Labor Fund Resources:                  |                           |     |     |             |  |   |  |                  |   |                                 |
| Undisbursed Funds   | No Year                   |     | 016 | 5393 000    | 26,942,932.97                            | 46,494,194.95   | -----  | 42,034,722.01    | -----   | 31,402,405.91                   |
| Total, Wage and Hour Division   |                           |     |     |             | 53,061,421.44                            | 306,493,600.88  | -----  | 311,393,063.33   | 644,072.87  | 47,517,886.12                   |
| <b>Office of Federal Contract Compliance Programs</b>   |                           |     |     |             |  |   |  |                  |   |                                 |

Footnotes at End of Chapter



## Appropriations, Outlays, and Balances - Continued

| Appropriation or Fund Account<br><br>Title   | Account Symbol            |     |     |      | Balances,<br>Beginning of<br>Fiscal Year | Appropriations<br>and Other<br>Obligational<br>Authority <sup>1</sup> | Transfers<br>Borrowings<br>and<br>Investment<br>(Net) <sup>2</sup> | Outlays<br>(Net) | Balances<br>Withdrawn<br>and Other<br>Transactions <sup>3</sup> | Balances, End<br>of Fiscal Year |
|--|---------------------------|-----|-----|------|--|---|--|------------------|---|---------------------------------|
|  | Period of<br>Availability | ATA | AID | MAIN |  |   |  |                  |   |                                 |
| <b>General Fund Accounts</b>   |                           |     |     |      |  |   |  |                  |   |                                 |
| Salaries and Expenses, Office of Federal Contract and Compliance Programs, Labor Fund Resources: |                           |     |     |      |  |   |  |                  |   |                                 |
| Undisbursed Funds  | 2023                      |     | 016 | 0148 | 000                                      | -----<br>110,976,000.00   | -----  | 104,883,082.78   | -----   | 6,092,917.22                    |
|  | 2022                      |     |     |      |  | 5,610,973.13  | -----  | 5,172,749.67     | -----   | 438,223.46                      |
|  | 2021                      |     |     |      |  | 1,577,369.47  | -----  | 816,853.57       | -----   | 760,515.90                      |
|  | 2020                      |     |     |      |  | 280,265.62  | -----  | 45,703.66        | -----   | 234,561.96                      |
|  | 2019                      |     |     |      |  | 519,009.10  | -----  | 6,457.00         | -----   | 512,552.10                      |
|  | 2018                      |     |     |      |  | 1,403,027.87  | -----  | 162.82           | 1,402,865.05  | -----                           |
|  | Subtotal                  |     | 016 | 0148 | 000                                      | 9,390,645.19  | -----  | 110,925,009.50   | 1,402,865.05  | 8,038,770.64                    |
| Total, Office of Federal Contract Compliance Programs  |                           |     |     |      |  | 9,390,645.19  | -----  | 110,925,009.50   | 1,402,865.05  | 8,038,770.64                    |
| <b>Office of Labor Management Standards</b>  |                           |     |     |      |  |   |  |                  |   |                                 |
| <b>General Fund Accounts</b>   |                           |     |     |      |  |   |  |                  |   |                                 |
| Salaries and Expenses, Office of Labor Management and Standards, Labor Fund Resources:           |                           |     |     |      |  |   |  |                  |   |                                 |
| Undisbursed Funds  | 2023                      |     | 016 | 0150 | 000                                      | -----<br>48,515,000.00  | -----  | 43,876,314.12    | -----   | 4,638,685.88                    |
|  | 2022                      |     |     |      |  | 2,292,160.99  | -----  | 2,163,766.00     | -----   | 128,394.99                      |
|  | 2021                      |     |     |      |  | 481,345.63  | -----  | 42,887.38        | -----   | 438,458.25                      |
|  | 2020                      |     |     |      |  | 62,840.82   | -----  | 31,192.92        | -----   | 31,647.90                       |
|  | 2019                      |     |     |      |  | 46,985.52   | -----  | 255.90           | -----   | 46,729.62                       |
|  | 2018                      |     |     |      |  | 165,643.07  | -----  | 369.49           | 165,273.58  | -----                           |
|  | Subtotal                  |     | 016 | 0150 | 000                                      | 3,048,976.03  | -----  | 46,114,785.81    | 165,273.58  | 5,283,916.64                    |
| Total, Office of Labor Management Standards  |                           |     |     |      |  | 3,048,976.03  | -----  | 46,114,785.81    | 165,273.58  | 5,283,916.64                    |
| <b>Occupational Safety and Health Administration</b>   |                           |     |     |      |  |   |  |                  |   |                                 |
| <b>General Fund Accounts</b>   |                           |     |     |      |  |   |  |                  |   |                                 |
| Salaries and Expenses, Occupational Safety and Health Administration Fund Resources:             |                           |     |     |      |  |   |  |                  |   |                                 |
| Undisbursed Funds  | 2023                      |     | 016 | 0400 | 000                                      | -----<br>632,309,000.00   | -----  | 563,082,737.56   | -----   | 69,226,262.44                   |
|  | 2021-2023                 |     |     |      |  | 59,021,819.23   | -24,165,318.07   | 23,295,112.17    | -----   | 11,561,388.99                   |
|  | 2022                      |     |     |      |  | 79,788,370.63   | -----  | 70,976,083.11    | -----   | 8,812,287.52                    |
|  | 2020-2022                 |     |     |      |  | 1,353,364.95  | -----  | 917,429.58       | -----   | 435,935.37                      |
|  | 2021                      |     |     |      |  | 11,872,637.39   | -----  | 4,896,110.03     | -----   | 6,976,527.36                    |
|  | 2020                      |     |     |      |  | 4,511,246.62  | -----  | 720,943.53       | -1,841,522.00   | 1,948,781.09                    |
|  | 2019                      |     |     |      |  | 1,008,983.01  | -----  | 16,188.20        | -497,169.00   | 495,625.81                      |
|  | 2018                      |     |     |      |  | 2,839,439.56  | -----  | -1,189.66        | 2,840,629.22  | -----                           |
|  | Subtotal                  |     | 016 | 0400 | 000                                      | 160,395,861.39  | 608,143,681.93   | 663,903,414.52   | 2,840,629.22  | 99,456,808.58                   |
| Total, Occupational Safety and Health Administration   |                           |     |     |      |  | 160,395,861.39  | 608,143,681.93   | 663,903,414.52   | 2,840,629.22  | 99,456,808.58                   |

Footnotes at End of Chapter

Appropriations, Outlays, and Balances - Continued

| Appropriation or Fund Account<br><br>Title                             | Account Symbol            |     |     |      |     | Balances,<br>Beginning of<br>Fiscal Year | Appropriations<br>and Other<br>Obligational<br>Authority <sup>1</sup> | Transfers<br>Borrowings<br>and<br>Investment<br>(Net) <sup>2</sup> | Outlays<br>(Net) | Balances<br>Withdrawn<br>and Other<br>Transactions <sup>3</sup> | Balances, End<br>of Fiscal Year |
|--|---------------------------|-----|-----|------|-----|--|---|--|------------------|---|---------------------------------|
|  | Period of<br>Availability | ATA | AID | MAIN | SUB |  |   |  |                  |   |                                 |
| <b>Mine Safety and Health Administration</b>                           |                           |     |     |      |     |  |   |  |                  |   |                                 |
| <b>General Fund Accounts</b>   |                           |     |     |      |     |  |   |  |                  |   |                                 |
| Salaries and Expenses, Mine Safety and Health Administration           |                           |     |     |      |     |  |   |  |                  |   |                                 |
| Fund Resources:  |                           |     |     |      |     |  |   |  |                  |   |                                 |
| Undisbursed Funds  | 2023                      |     | 016 | 1200 | 000 | -----                                    | 387,816,000.00  | -----  | 355,666,792.36   | -----   | 32,149,207.64                   |
|  | 2021-2023                 |     |     |      |     | 7,673,880.92                             | -41,362.82  | -----  | 6,626,257.42     | -----   | 72,260.68                       |
|  | 2022                      |     |     |      |     | 36,687,234.49                            | -----   | -----  | 30,555,381.83    | -----   | 6,131,852.66                    |
|  | 2021                      |     |     |      |     | 8,573,315.78                             | -----   | -----  | 3,929,121.21     | -----   | 4,644,194.57                    |
|  | 2020                      |     |     |      |     | 4,750,826.03                             | -----   | -2,186,890.00  | 80,400.74        | -----   | 2,483,535.29                    |
|  | 2019                      |     |     |      |     | 577,990.22                               | -----   | -----  | 22,755.33        | -----   | 555,234.89                      |
|  | 2018                      |     |     |      |     | 2,162,260.42                             | -----   | -----  | -----            | 2,162,260.42  | -----                           |
|  | No Year                   |     |     |      |     | 5,233.00                                 | -----   | -----  | -----            | 5,233.00  | -----                           |
|  | Subtotal                  |     | 016 | 1200 | 000 | 59,496,740.86                            | 387,774,637.18  | -2,186,890.00  | 396,880,708.89   | 2,167,493.42  | 46,036,285.73                   |
| Total, Mine Safety and Health Administration                           |                           |     |     |      |     | 59,496,740.86                            | 387,774,637.18  | -2,186,890.00  | 396,880,708.89   | 2,167,493.42  | 46,036,285.73                   |
| <b>Bureau of Labor Statistics</b>                                      |                           |     |     |      |     |  |   |  |                  |   |                                 |
| <b>General Fund Accounts</b>   |                           |     |     |      |     |  |   |  |                  |   |                                 |
| Salaries and Expenses, Bureau of Labor Statistics, Department of Labor |                           |     |     |      |     |  |   |  |                  |   |                                 |
| Fund Resources:  |                           |     |     |      |     |  |   |  |                  |   |                                 |
| Undisbursed Funds  | 2022-2026                 |     | 016 | 0200 | 000 | 28,393,783.96                            | -----   | -----  | 2,899,502.13     | -----   | 25,494,281.83                   |
|  | 2021-2024                 |     |     |      |     | 13,000,000.00                            | -----   | -----  | 98,741.21        | -----   | 12,901,258.79                   |
|  | 2020-2024                 |     |     |      |     | 25,863,711.63                            | -----   | -----  | 417,040.94       | -----   | 25,446,670.69                   |
|  | 2023                      |     |     |      |     | -----                                    | 629,952,000.00  | -----  | 497,938,411.95   | -----   | 132,013,588.05                  |
|  | 2022                      |     |     |      |     | 101,014,331.08                           | -----   | -----  | 94,565,481.48    | -----   | 6,448,849.60                    |
|  | 2021                      |     |     |      |     | 11,535,276.61                            | -----   | -----  | 4,901,045.49     | -----   | 6,634,231.12                    |
|  | 2020                      |     |     |      |     | 3,589,274.21                             | -----   | -----  | 626,561.88       | -----   | 2,962,712.33                    |
|  | 2019                      |     |     |      |     | 2,142,269.86                             | -----   | -----  | 827,197.21       | -----   | 1,315,072.65                    |
|  | 2018                      |     |     |      |     | 4,238,072.74                             | -----   | -----  | 646,915.13       | 3,591,157.61  | -----                           |
|  | Subtotal                  |     | 016 | 0200 | 000 | 189,776,720.09                           | 629,952,000.00  | -----  | 602,920,897.42   | 3,591,157.61  | 213,216,665.06                  |
| Total, Bureau of Labor Statistics                                      |                           |     |     |      |     | 189,776,720.09                           | 629,952,000.00  | -----  | 602,920,897.42   | 3,591,157.61  | 213,216,665.06                  |
| <b>Departmental Management</b>   |                           |     |     |      |     |  |   |  |                  |   |                                 |
| <b>General Fund Accounts</b>   |                           |     |     |      |     |  |   |  |                  |   |                                 |
| Office of the Inspector General, Departmental Management, Labor        |                           |     |     |      |     |  |   |  |                  |   |                                 |
| Fund Resources:  |                           |     |     |      |     |  |   |  |                  |   |                                 |
| Undisbursed Funds  | 2023                      |     | 016 | 0106 | 000 | -----                                    | 89,187,000.00   | -----  | 81,314,485.84    | -----   | 7,872,514.16                    |
|  | 2021-2023                 |     |     |      |     | 10,526,948.17                            | -----   | -----  | 9,093,566.66     | -----   | 1,433,381.51                    |
|  | 2022                      |     |     |      |     | 11,342,723.78                            | -----   | -----  | 9,985,319.64     | -----   | 1,357,404.14                    |
|  | 2021                      |     |     |      |     | 1,310,059.26                             | -----   | -----  | 478,085.62       | -----   | 831,973.64                      |
|  | 2020                      |     |     |      |     | 1,125,861.71                             | -----   | -----  | 180,169.09       | -----   | 945,692.62                      |

Footnotes at End of Chapter

## Appropriations, Outlays, and Balances - Continued

| Appropriation or Fund Account<br><br>Title                       | Account Symbol            |     |     |      | Balances,<br>Beginning of<br>Fiscal Year | Appropriations<br>and Other<br>Obligational<br>Authority <sup>1</sup> | Transfers<br>Borrowings<br>and<br>Investment<br>(Net) <sup>2</sup> | Outlays<br>(Net) | Balances<br>Withdrawn<br>and Other<br>Transactions <sup>3</sup> | Balances, End<br>of Fiscal Year |                |
|--|---------------------------|-----|-----|------|--|---|--|------------------|---|---------------------------------|----------------|
|  | Period of<br>Availability | ATA | AID | MAIN |  |   |  |                  |   |                                 | SUB            |
|  | 2019                      |     |     |      | 579,199.87                               | -----   | -----  | 16,662.39        | -----   | 562,537.48                      |                |
|  | 2018                      |     |     |      | 592,011.23                               | -----   | -----  | 368,254.14       | 223,757.09  | -----                           |                |
|  | No Year                   |     |     |      | 11,411,264.77                            | 2,000,000.00  | -----  | 1,696,695.74     | -----   | 11,714,569.03                   |                |
|  | Subtotal                  |     | 016 | 0106 | 36,888,068.79                            | 91,187,000.00   | -----  | 103,133,239.12   | 223,757.09  | 24,718,072.58                   |                |
| IT Modernization, Departmental Management, Labor                 |                           |     |     |      |  |   |  |                  |   |                                 |                |
| Fund Resources:  |                           |     |     |      |  |   |  |                  |   |                                 |                |
| Undisbursed Funds  |                           |     |     |      |  |   |  |                  |   |                                 |                |
|  | 2023-2024                 |     | 016 | 0162 | 000                                      | -----   | 34,269,000.00  | -----            | 17,689,079.38   | -----                           | 16,579,920.62  |
|  | 2022-2023                 |     |     |      |  | 14,020,859.60   | -----  | 9,829,203.93     | -----   | 4,191,655.67                    |                |
|  | 2021-2022                 |     |     |      |  | 3,488,068.76  | -----  | 2,640,097.19     | -----   | 847,971.57                      |                |
|  | 2020-2021                 |     |     |      |  | 483,769.87  | -----  | 387,848.58       | -----   | 95,921.29                       |                |
|  | 2019-2020                 |     |     |      |  | 424,142.36  | -----  | -----            | -----   | 424,142.36                      |                |
|  | 2018-2019                 |     |     |      |  | 83,363.02   | -----  | 48,174.73        | -----   | 35,188.29                       |                |
|  | 2017-2018                 |     |     |      |  | 391,113.42  | -----  | -----            | 391,113.42  | -----                           |                |
|  | Subtotal                  |     | 016 | 0162 | 000                                      | 18,891,317.03   | 34,269,000.00  | 30,594,403.81    | 391,113.42  | 22,174,799.80                   |                |
| Veterans Employment and Training, Departmental Management, Labor |                           |     |     |      |  |   |  |                  |   |                                 |                |
| Fund Resources:  |                           |     |     |      |  |   |  |                  |   |                                 |                |
| Undisbursed Funds  |                           |     |     |      |  |   |  |                  |   |                                 |                |
|  | 2023                      |     | 016 | 0164 | 000                                      | -----   | 65,500,000.00  | -----            | -97,799,058.77  | -----                           | 163,299,058.77 |
|  | 2022                      |     |     |      |  | 160,921,389.78  | -----  | 137,786,575.28   | -----   | 23,134,814.50                   |                |
|  | 2021                      |     |     |      |  | 23,304,626.45   | -----  | 10,428,656.35    | -----   | 12,875,970.10                   |                |
|  | 2020                      |     |     |      |  | 7,966,677.41  | -----  | 398,035.87       | -----   | 7,568,641.54                    |                |
|  | 2019-2020                 |     |     |      |  | 109,007.89  | -----  | -----            | -----   | 109,007.89                      |                |
|  | 2019                      |     |     |      |  | 9,196,727.54  | -----  | -18,036.59       | -----   | 9,214,764.13                    |                |
|  | 2018                      |     |     |      |  | 10,881,769.87   | -----  | -84,310.00       | 10,966,079.87   | -----                           |                |
|  | Subtotal                  |     | 016 | 0164 | 000                                      | 212,380,198.94  | 65,500,000.00  | 50,711,862.14    | 10,966,079.87   | 216,202,256.93                  |                |
| Salaries and Expenses, Departmental Management, Labor            |                           |     |     |      |  |   |  |                  |   |                                 |                |
| Fund Resources:  |                           |     |     |      |  |   |  |                  |   |                                 |                |
| Undisbursed Funds  |                           |     |     |      |  |   |  |                  |   |                                 |                |
|  | 2023-2027                 |     | 016 | 0165 | 000                                      | -----   | 8,421,000.00   | -----            | -----   | 8,421,000.00                    |                |
|  | 2020-2027                 |     |     |      |  | 21,684,048.61   | -----  | 5,407,641.26     | -----   | 16,276,407.35                   |                |
|  | 2022-2026                 |     |     |      |  | 8,421,000.00  | 5,065,000.00   | 13,435,000.00    | 7,427,578.27  | 19,493,421.73                   |                |
|  | 2023-2024                 |     |     |      |  | -----   | 81,725,000.00  | -----            | 4,388,039.73  | 77,336,960.27                   |                |
|  | 2020-2024                 |     |     |      |  | 160,343,154.52  | -----  | 27,513,505.18    | -----   | 132,829,649.34                  |                |
|  | 2023                      |     |     |      |  | -----   | 303,383,000.00   | -----            | 264,908,198.19  | 38,474,801.81                   |                |
|  | 2022-2023                 |     |     |      |  | 76,417,319.19   | -----  | 21,745,970.54    | -----   | 54,671,348.65                   |                |
|  | 2021-2023                 |     |     |      |  | 6,388,630.05  | -----  | 6,385,785.43     | -----   | 2,844.62                        |                |
|  | 2022                      |     |     |      |  | 32,406,903.46   | -----  | 26,706,980.75    | -----   | 5,699,922.71                    |                |
|  | 2021-2022                 |     |     |      |  | 75,513,036.75   | -----  | 20,129,838.22    | -----   | 55,383,198.53                   |                |
|  | 2020-2022                 |     |     |      |  | 0.34  | -----  | -----            | -----   | 0.34                            |                |
|  | 2021                      |     |     |      |  | 5,875,314.33  | -----  | 4,174,000.33     | -----   | 1,701,314.00                    |                |
|  | 2020-2021                 |     |     |      |  | 44,380,649.56   | -----  | 18,310,733.26    | -----   | 26,069,916.30                   |                |
|  | 2020                      |     |     |      |  | 2,317,232.61  | -----  | 1,093,725.43     | -----   | 1,223,507.18                    |                |

Footnotes at End of Chapter

Appropriations, Outlays, and Balances - Continued

| Appropriation or Fund Account<br><br>Title  | Account Symbol            |     |     |      | Balances,<br>Beginning of<br>Fiscal Year | Appropriations<br>and Other<br>Obligational<br>Authority <sup>1</sup> | Transfers<br>Borrowings<br>and<br>Investment<br>(Net) <sup>2</sup> | Outlays<br>(Net) | Balances<br>Withdrawn<br>and Other<br>Transactions <sup>3</sup> | Balances, End<br>of Fiscal Year |                  |
|---|---------------------------|-----|-----|------|--|---|--|------------------|---|---------------------------------|------------------|
|   | Period of<br>Availability | ATA | AID | MAIN |  |   |  |                  |   |                                 | SUB              |
|   | 2019-2020                 |     |     |      | 30,146,186.11                            | -----   | -----  | 15,339,067.13    | -----   | 14,807,118.98                   |                  |
|   | 2019                      |     |     |      | 2,010,753.19                             | -----   | -----  | 204,473.45       | -----   | 1,806,279.74                    |                  |
|   | 2018-2019                 |     |     |      | 12,696,518.03                            | -----   | -----  | 10,361,633.53    | -----   | 2,334,884.50                    |                  |
|   | 2018                      |     |     |      | 2,567,582.10                             | -----   | -----  | -19,075.03       | 2,586,657.13  | -----                           |                  |
|   | 2017-2018                 |     |     |      | 7,787,300.86                             | -----   | -----  | 6,935,194.75     | 852,106.11  | -----                           |                  |
|   | No Year                   |     |     |      | 3,393,683.50                             | -----   | -----  | 2,396,960.89     | -----   | 996,722.61                      |                  |
|   | Subtotal                  |     | 016 | 0165 | 000                                      | 492,349,313.21  | 398,594,000.00   | 13,435,000.00    | 443,410,251.31  | 3,438,763.24                    | 457,529,298.66   |
| <b>Special Fund Accounts</b>  |                           |     |     |      |  |   |  |                  |   |                                 |                  |
| HIRE Vets Medallion Award Fund, Departmental Management, Labor<br>Fund Resources:       |                           |     |     |      |  |   |  |                  |   |                                 |                  |
| Undisbursed Funds   | No Year                   |     | 016 | 5623 | 000                                      | 293,353.00  | 152,290.00   | -----            | 247,584.91  | -----                           | 198,058.09       |
| <b>Intragovernmental Funds</b>  |                           |     |     |      |  |   |  |                  |   |                                 |                  |
| Working Capital Fund, Labor<br>Fund Resources:  |                           |     |     |      |  |   |  |                  |   |                                 |                  |
| Undisbursed Funds   | 2023-2028                 |     | 016 | 4601 | 000                                      | -----   | -----  | 18,000,000.00    | 28,321.56   | -----                           | 17,971,678.44    |
|   | 2022-2027                 |     |     |      | 15,000,000.00                            | -----   | -----  | 4,239,608.29     | -----   | -----                           | 10,760,391.71    |
|   | 2021-2026                 |     |     |      | 1,874,519.87                             | -----   | -----  | 1,826,578.51     | -----   | -----                           | 47,941.36        |
|   | No Year                   |     |     |      | 398,635,032.22                           | -----   | -----  | 10,444,741.00    | -12,450,512.81  | -----                           | 421,530,286.03   |
|   | Subtotal                  |     | 016 | 4601 | 000                                      | 415,509,552.09  | -----  | 28,444,741.00    | -6,356,004.45   | -----                           | 450,310,297.54   |
| <b>Trust Fund Accounts</b>  |                           |     |     |      |  |   |  |                  |   |                                 |                  |
| Gifts and Bequests, Departmental Management, Labor<br>Fund Resources:                   |                           |     |     |      |  |   |  |                  |   |                                 |                  |
| Undisbursed Funds   | No Year                   |     | 016 | 8131 | 000                                      | 144,824.59  | -----  | -----            | -----   | -----                           | 144,824.59       |
| Total, Departmental Management  |                           |     |     |      | 1,176,456,627.65                         | 589,702,290.00  | 41,879,741.00  | 621,741,336.84   | 15,019,713.62   | -----                           | 1,171,277,608.19 |
| <b>Office of Disability Employment Policy</b>   |                           |     |     |      |  |   |  |                  |   |                                 |                  |
| <b>General Fund Accounts</b>  |                           |     |     |      |  |   |  |                  |   |                                 |                  |
| Salaries and Expenses, Office of Disability Employment Policy, Labor<br>Fund Resources: |                           |     |     |      |  |   |  |                  |   |                                 |                  |
| Undisbursed Funds   | 2023                      |     | 016 | 0166 | 000                                      | -----   | 42,860,000.00  | -----            | 18,382,491.20   | -----                           | 24,477,508.80    |
|   | 2022                      |     |     |      | 22,844,221.38                            | -----   | -----  | -----            | 13,301,617.17   | -----                           | 9,542,604.21     |
|   | 2021                      |     |     |      | 54,092,664.56                            | -----   | -----  | -----            | 20,731,678.41   | -----                           | 33,360,986.15    |
|   | 2020                      |     |     |      | 6,968,779.06                             | -----   | -----  | -----            | 3,942,526.58  | -----                           | 3,026,252.48     |
|   | 2019                      |     |     |      | 2,205,652.20                             | -----   | -----  | -----            | 1,616,037.47  | -----                           | 589,614.73       |
|   | 2018                      |     |     |      | 465,005.46                               | -----   | -----  | -----            | -----   | 465,005.46                      | -----            |
|   | Subtotal                  |     | 016 | 0166 | 000                                      | 86,576,322.66   | 42,860,000.00  | -----            | 57,974,350.83   | 465,005.46                      | 70,996,966.37    |
| Total, Office of Disability Employment Policy   |                           |     |     |      | 86,576,322.66                            | 42,860,000.00   | -----  | 57,974,350.83    | 465,005.46  | -----                           | 70,996,966.37    |
| <b>Deductions for Offsetting Receipts</b>   |                           |     |     |      |  |   |  |                  |   |                                 |                  |
| Proprietary Receipts from the Public  |                           |     |     |      | -----                                    | -461,116,756.70   | -----  | -461,116,756.70  | -----   | -----                           | -----            |

Footnotes at End of Chapter

## Appropriations, Outlays, and Balances - Continued

| Appropriation or Fund Account              | Account Symbol            |     |     |      |     | Balances,<br>Beginning of<br>Fiscal Year | Appropriations<br>and Other<br>Obligational<br>Authority <sup>1</sup> | Transfers<br>Borrowings<br>and<br>Investment<br>(Net) <sup>2</sup> | Outlays<br>(Net)  | Balances<br>Withdrawn<br>and Other<br>Transactions <sup>3</sup> | Balances, End<br>of Fiscal Year |
|--|---------------------------|-----|-----|------|-----|--|---|--|-------------------|---|---------------------------------|
| Title                                      | Period of<br>Availability | ATA | AID | MAIN | SUB |  |   |  |                   |   |                                 |
| Intrabudgetary Receipts Deducted by Agency |                           |     |     |      |     | -----                                    | -415,280,653.26   | -----  | -415,280,653.26   | -----   | -----                           |
| Total, Offsetting Receipts                 |                           |     |     |      |     | -----                                    | -876,397,409.96   | -----  | -876,397,409.96   | -----   | -----                           |
| Total, Department of Labor                 |                           |     |     |      |     | 153,124,233,488.91                       | 101,631,277,871.16  | -2,675,965,516.12  | 87,530,184,324.38 | 813,092,224.82  | 163,736,269,294.75              |

Footnotes at End of Chapter

Footnotes

- 1 The amounts in this column, unless otherwise footnoted, represent appropriations, increases and rescissions in borrowing authority or new contract authority. Appropriation accounts with appropriation transfer activity are presented in Table 1 (Appropriations and Appropriation Transfers) at the end of this chapter.
- 2 The amounts in this column, unless otherwise footnoted, represent transfers - other than appropriation transfers, borrowings (gross), investments (net), unrealized discounts or funds held outside the Treasury.
- 3 The amounts in this column, unless otherwise footnoted, represent obligated balances canceled for fiscal year 2018 pursuant to 31 U.S.C. 1553 and adjustments to borrowing and contract authority.
- 4 Pursuant to Public Law # 104-208, 110 Stat. 3009-112 Sec. 8112, the balance for this account has been extended beyond the normal period of availability to liquidate obligations.
- 5 Represents capital transfer to miscellaneous receipts.
- 6 Excludes \$150,249,002.88 refund of taxes.
- 7 The opening balance(s) of the following account(s) have been adjusted during the current fiscal year and do not agree with last year's closing balance(s):

| <u>Account Symbol: (ATA, AID, POA, MAIN, SUB)</u> | <u>Adjustment</u>  |
|---|--------------------|
| 016 2021-2023 0163 000 - Undi sbursed Funds       | -\$1, 528, 900. 00 |
| 016 2021-2023 0143 000 - Undi sbursed Funds       | \$4, 028, 900. 00  |
| 016 2021-2023 1200 000 - Undi sbursed Funds       | -\$2, 500, 000. 00 |

## Appropriations, Outlays, and Balances - Continued

### Footnotes

Table 1 - Appropriations and Appropriation Transfers - Department of Labor

| AID          | ATA | Period of Availability | MAIN | Net Appropriations and Appropriation Transfers | Appropriation Amount    | Net Appropriation Transfers | AID Involved | ATA Involved | Period of Availability Involved | MAIN Involved | Amount From or To (-) |
|--------------|-----|------------------------|------|--|-------------------------|-----------------------------|--------------|--------------|---------------------------------|---------------|-----------------------|
| 016          | 012 | 2324                   | 0181 | 57,013,324.00                                  | 0.00                    | 57,013,324.00               | 016          |              | 2324                            | 0181          | 57,013,324.00         |
| 016          | 012 | 2326                   | 0181 | 1,131,618.00                                   | 0.00                    | 1,131,618.00                | 016          |              | 2326                            | 0181          | 1,131,618.00          |
| 016          | 014 | 2324                   | 0174 | 19,612,562.00                                  | 0.00                    | 19,612,562.00               | 016          |              | 2324                            | 0174          | 19,612,562.00         |
| 016          |     | X                      | 0106 | 2,000,000.00                                   | 0.00                    | 2,000,000.00                | 016          |              | 23                              | 0106          | 2,000,000.00          |
| 016          |     | 23                     | 0106 | 89,187,000.00                                  | 91,187,000.00           | -2,000,000.00               | 016          |              | X                               | 0106          | -2,000,000.00         |
| 016          |     | 2226                   | 0165 | 5,065,000.00                                   | 0.00                    | 5,065,000.00                | 016          |              | 23                              | 0174          | 5,065,000.00          |
| 016          |     | 23                     | 0165 | 303,383,000.00                                 | 301,883,000.00          | 1,500,000.00                | 016          |              | 2324                            | 0175          | 1,500,000.00          |
| 016          |     | 2327                   | 0165 | 8,421,000.00                                   | 8,281,000.00            | 140,000.00                  | 016          |              | 23                              | 0166          | 140,000.00            |
| 016          |     | 23                     | 0166 | 42,860,000.00                                  | 43,000,000.00           | -140,000.00                 | 016          |              | 2327                            | 0165          | -140,000.00           |
| 016          |     | 23                     | 0172 | 121,361,000.00                                 | 118,900,000.00          | 2,461,000.00                | 016          |              | 23                              | 0174          | 2,461,000.00          |
| 016          |     | 2324                   | 0172 | 4,989,000.00                                   | 0.00                    | 4,989,000.00                | 016          |              | 2324                            | 0174          | 1,835,000.00          |
|              |     |                        |      |  |                         |                             | 016          |              | 2324                            | 0175          | 460,000.00            |
|              |     |                        |      |  |                         |                             | 016          |              | 2324                            | 0179          | 2,694,000.00          |
| 016          |     | 23                     | 0174 | 1,764,474,000.00                               | 1,772,000,000.00        | -7,526,000.00               | 016          |              | 2226                            | 0165          | -5,065,000.00         |
|              |     |                        |      |  |                         |                             | 016          |              | 23                              | 0172          | -2,461,000.00         |
| 016          |     | 2324                   | 0174 | 2,347,463,438.00                               | 2,368,911,000.00        | -21,447,562.00              | 016          | 014          | 2324                            | 0174          | -19,612,562.00        |
|              |     |                        |      |  |                         |                             | 016          |              | 2324                            | 0172          | -1,835,000.00         |
| 016          |     | 2324                   | 0175 | 403,040,000.00                                 | 405,000,000.00          | -1,960,000.00               | 016          |              | 23                              | 0165          | -1,500,000.00         |
|              |     |                        |      |  |                         |                             | 016          |              | 2324                            | 0172          | -460,000.00           |
| 016          |     | 2324                   | 0179 | 81,372,000.00                                  | 84,066,000.00           | -2,694,000.00               | 016          |              | 2324                            | 0172          | -2,694,000.00         |
| 016          |     | 2324                   | 0181 | 1,546,311,676.00                               | 1,603,325,000.00        | -57,013,324.00              | 016          | 012          | 2324                            | 0181          | -57,013,324.00        |
| 016          |     | 2326                   | 0181 | 121,868,382.00                                 | 123,000,000.00          | -1,131,618.00               | 016          | 012          | 2326                            | 0181          | -1,131,618.00         |
| 016          |     | 23                     | 1700 | 189,900,000.00                                 | 191,100,000.00          | -1,200,000.00               | 016          |              | 2324                            | 1700          | -1,200,000.00         |
| 016          |     | 2324                   | 1700 | 1,200,000.00                                   | 0.00                    | 1,200,000.00                | 016          |              | 23                              | 1700          | 1,200,000.00          |
| 016          |     | X                      | 8042 | -81,300,000.00                                 | 0.00                    | -81,300,000.00              | 060          |              | X                               | 8051          | -63,500,000.00        |
|              |     |                        |      |  |                         |                             | 060          |              | X                               | 8051          | -17,800,000.00        |
| 016          |     | X                      | 8144 | -154,685,000.00                                | 0.00                    | -154,685,000.00             | 016          | 016          | X                               | 8144          | -154,685,000.00       |
| 016          | 016 | X                      | 8144 | 154,685,000.00                                 | 0.00                    | 154,685,000.00              | 016          |              | X                               | 8144          | 154,685,000.00        |
| <b>Total</b> |     |                        |      | <b>7,029,353,000.00</b>                        | <b>7,110,653,000.00</b> | <b>-81,300,000.00</b>       |              |              |                                 |               | <b>-81,300,000.00</b> |

Appropriations, Outlays, and Balances - Continued

| Appropriation or Fund Account<br><br>Title  | Account Symbol            |     |     |             | Balances,<br>Beginning of<br>Fiscal Year | Appropriations<br>and Other<br>Obligational<br>Authority <sup>1</sup> | Transfers<br>Borrowings<br>and<br>Investment<br>(Net) <sup>2</sup> | Outlays<br>(Net) | Balances<br>Withdrawn<br>and Other<br>Transactions <sup>3</sup> | Balances, End<br>of Fiscal Year |
|---|---------------------------|-----|-----|-------------|--|---|--|------------------|---|---------------------------------|
|   | Period of<br>Availability | ATA | AID | MAIN<br>SUB |  |   |  |                  |   |                                 |
| <p style="text-align: center;"><b>Department of State</b><br/><b>Administration of Foreign Affairs</b><br/><b>General Fund Accounts</b></p> |                           |     |     |             |  |   |  |                  |   |                                 |
| Salaries and Expenses, State<br>Fund Resources:<br>Undisbursed Funds  | No Year                   |     | 019 | 0107        | 000                                      | 1,324,177.30  | -----  | -----            | -----   | 1,324,177.30                    |
| Diplomatic and Consular Programs, State<br>Fund Resources:<br>Undisbursed Funds   | 2023-2027                 |     | 019 | 0113        | 000                                      | -----   | 15,800,000.00  | -----            | 5,054,104.78  | 10,745,895.22                   |
|   | 2023-2024                 |     |     |             |  | -----   | 365,054,000.00   | -----            | -8,513,142.83   | 373,567,142.83                  |
|   | 2022-2024                 |     |     |             |  | 257,259,844.39  | -----  | 22,662,000.00    | 104,473,992.76  | 175,447,851.63                  |
|   | 2023                      |     |     |             |  | -----   | 5,421,452,000.00   | 176,421,866.00   | 4,172,923,831.84  | 1,424,950,034.16                |
|   | 2022-2023                 |     |     |             |  | 243,131,292.37  | -----  | 186,611,790.00   | 257,047,970.78  | 172,695,111.59                  |
|   | 2022                      |     |     |             |  | 1,483,124,177.81  | -----  | -186,611,790.00  | 1,087,576,046.21  | 208,936,341.60                  |
|   | 2021-2022                 |     |     |             |  | 199,378,464.32  | -----  | -----            | 162,846,686.97  | 36,531,777.35                   |
|   | 2020-2022                 |     |     |             |  | 26,409,988.97   | -----  | -----            | 16,524,911.60   | 9,885,077.37                    |
|   | 2021                      |     |     |             |  | 322,587,661.78  | -----  | -----            | 84,423,608.75   | 238,164,053.03                  |
|   | 2020-2021                 |     |     |             |  | 72,827,533.33   | -----  | -----            | 22,561,969.66   | 50,265,563.67                   |
|   | 2020                      |     |     |             |  | 155,110,866.75  | -----  | -----            | 23,579,096.23   | 131,531,770.52                  |
|   | 2019-2020                 |     |     |             |  | 67,540,153.84   | -----  | -----            | 5,428,229.39  | 62,111,924.45                   |
|   | 2019                      |     |     |             |  | 155,307,003.33  | -----  | -87,680,433.00   | 10,241,455.37   | 57,385,114.96                   |
|   | 2018-2019                 |     |     |             |  | 70,237,610.58   | -----  | -14,834,065.00   | 2,279,509.54  | 53,124,036.04                   |
|   | 2018                      |     |     |             |  | 144,012,772.42  | -----  | -90,019,547.00   | 29,192,842.83   | 24,800,382.59                   |
|   | 2017-2018                 |     |     |             |  | 16,125,881.00   | -----  | -4,365,955.00    | 539,132.85  | 11,220,793.15                   |
|   | No Year                   |     |     |             |  | 3,047,338,981.55  | 3,813,707,000.00   | 582,186,700.00   | 4,257,707,604.39  | 3,185,525,077.16                |
|   | Subtotal                  |     | 019 | 0113        | 000                                      | 6,260,392,232.44  | 9,616,013,000.00   | 584,370,566.00   | 10,233,887,851.12   | 36,021,175.74                   |
| Capital Investment Fund, State<br>Fund Resources:<br>Undisbursed Funds  | No Year                   |     | 019 | 0120        | 000                                      | 231,178,628.44  | 399,000,000.00   | -----            | 378,026,556.80  | 252,152,071.64                  |
| Conflict Stabilization Operations, State<br>Fund Resources:<br>Undisbursed Funds  | No Year                   |     | 019 | 0121        | 000                                      | 521,459.96  | -----  | -----            | 60,824.45   | 460,635.51                      |
| International Information Programs, State<br>Fund Resources:<br>Undisbursed Funds   | No Year                   |     | 019 | 0201        | 000                                      | 1,016,469.99  | -----  | -----            | -----   | 1,016,469.99                    |
| Educational and Cultural Exchange Programs, State<br>Fund Resources:<br>Undisbursed Funds   | 2022-2023                 |     | 019 | 0209        | 000                                      | -----   | -----  | 10,700,000.00    | 3,250,517.53  | 7,449,482.47                    |
|   | 2021-2022                 |     |     |             |  | 7,814,573.45  | -----  | -----            | 4,485,909.20  | 3,328,664.25                    |
|   | 2020-2021                 |     |     |             |  | 3,490,486.57  | -----  | -----            | 3,028,983.68  | 461,502.89                      |

Footnotes at End of Chapter



## Appropriations, Outlays, and Balances - Continued

| Appropriation or Fund Account<br><br>Title                                      | Account Symbol            |     |     |             | Balances,<br>Beginning of<br>Fiscal Year | Appropriations<br>and Other<br>Obligational<br>Authority <sup>1</sup> | Transfers<br>Borrowings<br>and<br>Investment<br>(Net) <sup>2</sup> | Outlays<br>(Net) | Balances<br>Withdrawn<br>and Other<br>Transactions <sup>3</sup> | Balances, End<br>of Fiscal Year |                  |
|---|---------------------------|-----|-----|-------------|--|---|--|------------------|---|---------------------------------|------------------|
|   | Period of<br>Availability | ATA | AID | MAIN<br>SUB |  |   |  |                  |   |                                 |                  |
|   | 2019-2020                 |     |     |             | 1,897,755.72                             | -----   | -----  | 759,013.01       | -----   | 1,138,742.71                    |                  |
|   | 2018-2019                 |     |     |             | 4,200,665.53                             | -----   | -1,584,000.00  | 264,588.98       | -----   | 2,352,076.55                    |                  |
|   | 2017-2018                 |     |     |             | 3,878,638.88                             | -----   | -----  | -24,513.39       | 3,903,152.27  | -----                           |                  |
|   | No Year                   |     |     |             | 1,180,285,723.69                         | 777,475,110.00  | 3,338,000.00   | 860,431,742.13   | -----   | 1,100,667,091.56                |                  |
|   | Subtotal                  |     | 019 | 0209        | 000                                      | 1,201,567,843.84  | 777,475,110.00   | 12,454,000.00    | 872,196,241.14  | 3,903,152.27                    | 1,115,397,560.43 |
| Centralized Information Technology Modernization Program, State Fund Resources: |                           |     |     |             |  |   |  |                  |   |                                 |                  |
| Undisbursed Funds   | No Year                   |     | 019 | 0507        | 000                                      | 526,180.38  | -----  | -----            | -----   | 526,180.38                      |                  |
| Protection of Foreign Missions and Officials, State Fund Resources:             |                           |     |     |             |  |   |  |                  |   |                                 |                  |
| Undisbursed Funds   | 2023-2024                 |     | 019 | 0520        | 000                                      | -----   | 30,890,000.00  | -----            | 5,439.93  | -----                           | 30,884,560.07    |
|   | 2022-2023                 |     |     |             |  | 30,843,436.78   | -----  | -----            | 23,592,704.43   | -----                           | 7,250,732.35     |
|   | 2021-2022                 |     |     |             |  | 19,217,352.07   | -----  | -----            | 19,146,818.42   | -----                           | 70,533.65        |
|   | 2020-2021                 |     |     |             |  | 40,636.87   | -----  | -----            | -----   | -----                           | 40,636.87        |
|   | 2019-2020                 |     |     |             |  | 4.40  | -----  | -----            | -----   | -----                           | 4.40             |
|   | 2018-2019                 |     |     |             |  | 0.57  | -----  | -----            | -----   | -----                           | 0.57             |
|   | 2017-2018                 |     |     |             |  | 31,665.48   | -----  | -----            | -----   | 31,665.48                       | -----            |
|   | No Year                   |     |     |             |  | 414.64  | -----  | -----            | -----   | -----                           | 414.64           |
|   | Subtotal                  |     | 019 | 0520        | 000                                      | 50,133,510.81   | 30,890,000.00  | -----            | 42,744,962.78   | 31,665.48                       | 38,246,882.55    |
| Emergencies in the Diplomatic and Consular Service, State Fund Resources:       |                           |     |     |             |  |   |  |                  |   |                                 |                  |
| Undisbursed Funds   | No Year                   |     | 019 | 0522        | 000                                      | 485,693,254.76  | 7,885,000.00   | 20,000,000.00    | 161,238,740.15  | -----                           | 352,339,514.61   |
| Payment to the American Institute in Taiwan, State Fund Resources:              |                           |     |     |             |  |   |  |                  |   |                                 |                  |
| Undisbursed Funds   | 2023                      |     | 019 | 0523        | 000                                      | -----   | 34,083,000.00  | -----            | 21,483,852.27   | -----                           | 12,599,147.73    |
|   | 2022                      |     |     |             |  | 15,533,231.85   | -----  | -----            | 9,071,264.68  | -----                           | 6,461,967.17     |
|   | 2021                      |     |     |             |  | 3,176,803.03  | -----  | -----            | 733,748.13  | -----                           | 2,443,054.90     |
|   | 2020                      |     |     |             |  | 3,780,853.65  | -----  | -----            | 4,000.00  | -----                           | 3,776,853.65     |
|   | 2019                      |     |     |             |  | 7,691,568.77  | -----  | -----            | -554.00   | -----                           | 7,692,122.77     |
|   | 2018                      |     |     |             |  | 7,325,848.72  | -----  | -----            | -245.68   | 7,326,094.40                    | -----            |
|   | Subtotal                  |     | 019 | 0523        | 000                                      | 37,508,306.02   | 34,083,000.00  | -----            | 31,292,065.40   | 7,326,094.40                    | 32,973,146.22    |
| Buying Power Maintenance Account, State Fund Resources:                         |                           |     |     |             |  |   |  |                  |   |                                 |                  |
| Undisbursed Funds   | No Year                   |     | 019 | 0524        | 000                                      | 78,521,867.00   | -----  | 20,478,134.00    | -----   | -----                           | 99,000,001.00    |
| Expenses, Office of Inspector General, State Fund Resources:                    |                           |     |     |             |  |   |  |                  |   |                                 |                  |
| Undisbursed Funds   | 2023-2027                 |     | 019 | 0529        | 000                                      | -----   | 500,000.00   | -----            | -----   | -----                           | 500,000.00       |
|   | 2023-2024                 |     |     |             |  | -----   | 43,700,000.00  | -----            | 13,957,569.21   | -----                           | 29,742,430.79    |
|   | 2022-2024                 |     |     |             |  | 5,888,257.22  | -----  | -----            | 3,441,644.63  | -----                           | 2,446,612.59     |
|   | 2023                      |     |     |             |  | -----   | 95,500,000.00  | -----            | 66,162,366.97   | -----                           | 29,337,633.03    |

Footnotes at End of Chapter

Appropriations, Outlays, and Balances - Continued

| Appropriation or Fund Account<br><br>Title  | Account Symbol            |     |     |      | Balances,<br>Beginning of<br>Fiscal Year | Appropriations<br>and Other<br>Obligational<br>Authority <sup>1</sup> | Transfers<br>Borrowings<br>and<br>Investment<br>(Net) <sup>2</sup> | Outlays<br>(Net) | Balances<br>Withdrawn<br>and Other<br>Transactions <sup>3</sup> | Balances, End<br>of Fiscal Year |                   |
|---|---------------------------|-----|-----|------|--|---|--|------------------|---|---------------------------------|-------------------|
|   | Period of<br>Availability | ATA | AID | MAIN |  |   |  |                  |   |                                 | SUB               |
|   | 2022-2023                 |     |     |      | 28,366,038.28                            | -----   | 3,100,000.00   | 25,133,314.40    | -----   | 6,332,723.88                    |                   |
|   | 2022                      |     |     |      | 18,977,465.24                            | -----   | -3,100,000.00  | 13,117,440.67    | -----   | 2,760,024.57                    |                   |
|   | 2021-2022                 |     |     |      | 11,198,645.70                            | -----   | -----  | 1,642,448.07     | -----   | 9,556,197.63                    |                   |
|   | 2021                      |     |     |      | 5,071,276.64                             | -----   | -----  | 1,074,190.36     | -----   | 3,997,086.28                    |                   |
|   | 2020-2021                 |     |     |      | 1,805,258.95                             | -----   | -----  | 841,167.50       | -----   | 964,091.45                      |                   |
|   | 2020                      |     |     |      | 3,896,675.84                             | -----   | -----  | 110,099.78       | -----   | 3,786,576.06                    |                   |
|   | 2019-2020                 |     |     |      | 2,716,119.48                             | -----   | -----  | 440,536.07       | -----   | 2,275,583.41                    |                   |
|   | 2019                      |     |     |      | 10,306,938.31                            | -----   | -----  | -----            | -----   | 10,306,938.31                   |                   |
|   | 2018-2019                 |     |     |      | 3,295,007.07                             | -----   | -----  | 995,877.22       | -----   | 2,299,129.85                    |                   |
|   | 2018                      |     |     |      | 6,997,588.44                             | -----   | -----  | -367.26          | 6,997,955.70  | -----                           |                   |
|   | 2017-2018                 |     |     |      | 4,993,765.01                             | -----   | -----  | -22,115.51       | 5,015,880.52  | -----                           |                   |
|   | No Year                   |     |     |      | 56,346.51                                | -----   | -----  | -----            | -----   | 56,346.51                       |                   |
|   | Subtotal                  |     | 019 | 0529 | 000                                      | 103,569,382.69  | 139,700,000.00   | -----            | 126,894,172.11  | 12,013,836.22                   | 104,361,374.36    |
| Embassy Security, Construction, and Maintenance, State<br>Fund Resources:               |                           |     |     |      |  |   |  |                  |   |                                 |                   |
| Undisbursed Funds   | 2023-2027                 |     | 019 | 0535 | 000                                      | -----   | 902,615,000.00   | -----            | 542,704,324.33  | -----                           | 359,910,675.67    |
|   | 2022-2026                 |     |     |      |  | 360,009,311.39  | -----  | -----            | 151,286,661.78  | -----                           | 208,722,649.61    |
|   | 2021-2025                 |     |     |      |  | 180,488,962.18  | -----  | -----            | 74,295,468.24   | -----                           | 106,193,493.94    |
|   | 2020-2024                 |     |     |      |  | 112,686,637.70  | -----  | -----            | 39,152,502.52   | -----                           | 73,534,135.18     |
|   | 2019-2023                 |     |     |      |  | 80,716,385.90   | -----  | -----            | 26,907,546.22   | -----                           | 53,808,839.68     |
|   | No Year                   |     |     |      |  | 15,028,529,571.88   | 1,013,206,000.00   | 161,600,000.00   | 1,029,540,818.12  | -----                           | 15,173,794,753.76 |
| Transfer To:  |                           |     |     |      |  |   |  |                  |   |                                 |                   |
| Agency for International Development  | No Year                   | 072 | 019 | 0535 | 000                                      | 600,685.14  | -----  | -----            | -----   | -----                           | 600,685.14        |
|   | Subtotal                  |     | 019 | 0535 | 000                                      | 15,763,031,554.19   | 1,915,821,000.00   | 161,600,000.00   | 1,863,887,321.21  | -----                           | 15,976,565,232.98 |
| Payment to the Foreign Service Retirement and Disability Fund, State<br>Fund Resources: |                           |     |     |      |  |   |  |                  |   |                                 |                   |
| Undisbursed Funds   | 2023                      |     | 019 | 0540 | 000                                      | -----   | 540,700,000.00   | -----            | 540,700,000.00  | -----                           | -----             |
| Representation Expenses, State<br>Fund Resources:                                       |                           |     |     |      |  |   |  |                  |   |                                 |                   |
| Undisbursed Funds   | 2023                      |     | 019 | 0545 | 000                                      | -----   | 7,415,000.00   | -----            | 5,453,362.17  | -----                           | 1,961,637.83      |
|   | 2022                      |     |     |      |  | 2,803,314.80  | -----  | -----            | 2,114,360.05  | -----                           | 688,954.75        |
|   | 2021                      |     |     |      |  | 2,369,055.64  | -----  | -----            | 12,487.84   | -----                           | 2,356,567.80      |
|   | 2020                      |     |     |      |  | 2,754,689.82  | -----  | -----            | 207.28  | -----                           | 2,754,482.54      |
|   | 2019                      |     |     |      |  | 326,995.32  | -----  | -----            | -1,274.22   | -----                           | 328,269.54        |
|   | 2018                      |     |     |      |  | 338,891.71  | -----  | -----            | 2,092.92  | 336,798.79                      | -----             |
|   | Subtotal                  |     | 019 | 0545 | 000                                      | 8,592,947.29  | 7,415,000.00   | -----            | 7,581,236.04  | 336,798.79                      | 8,089,912.46      |
| Repatriation Loans, Liquidating Account, State<br>Fund Resources:                       |                           |     |     |      |  |   |  |                  |   |                                 |                   |
| Undisbursed Funds   | No Year                   |     | 019 | 0600 | 000                                      | 4,588.82  | -----  | -----            | -21,346.12  | <sup>4</sup> 23,375.40          | 2,559.54          |

Footnotes at End of Chapter

## Appropriations, Outlays, and Balances - Continued

| Appropriation or Fund Account<br><br>Title  | Account Symbol            |     |     |      | Balances,<br>Beginning of<br>Fiscal Year | Appropriations<br>and Other<br>Obligational<br>Authority <sup>1</sup> | Transfers<br>Borrowings<br>and<br>Investment<br>(Net) <sup>2</sup> | Outlays<br>(Net) | Balances<br>Withdrawn<br>and Other<br>Transactions <sup>3</sup> | Balances, End<br>of Fiscal Year |
|---|---------------------------|-----|-----|------|--|---|--|------------------|---|---------------------------------|
|   | Period of<br>Availability | ATA | AID | MAIN |  |   |  |                  |   |                                 |
| Repatriation Loans, Program Account, State<br>Fund Resources:<br>Undisbursed Funds  | 2023                      |     | 019 | 0601 | 000                                      | -----<br>2,300,000.00   | -----  | 2,300,000.00     | -----   | -----                           |
| Sudan Claims, Administration of Foreign Affairs, State<br>Fund Resources:<br>Undisbursed Funds                                    | No Year                   |     | 019 | 1158 | 000                                      | 47,986,985.00   | -----  | -----            | -----   | -----                           |
| <b>Special Fund Accounts</b>  |                           |     |     |      |  |   |  |                  |   |                                 |
| Foreign Service National Defined Contributions Retirement Fund, State<br>Fund Resources:<br>Undisbursed Funds                     | No Year                   |     | 019 | 5497 | 000                                      | 2,445,368.07  | 53,121,140.34  | -30,031,739.95   | 22,044,318.00   | -----<br>3,490,450.46           |
| Unrealized Discount on Investments  |                           |     |     |      |  | -17,126,792.89  | -----  | -788,228.49      | -----   | -----<br>-17,915,021.38         |
| Investments in US Treasury Securities   |                           |     |     |      |  | 334,977,971.60  | -----  | 30,819,968.44    | -----   | -----<br>365,797,940.04         |
| Subtotal  |                           |     | 019 | 5497 | 000                                      | 320,296,546.78  | 53,121,140.34  | 0.00             | 22,044,318.00   | -----<br>351,373,369.12         |
| H-1B and L Fraud Prevention and Detection Account, State<br>Fund Resources:<br>Undisbursed Funds                                  | No Year                   |     | 019 | 5515 | 000                                      | 62,213,849.70   | 45,105,678.95  | -----            | 37,190,642.54   | -----<br>70,128,886.11          |
| Consular and Border Security Programs, Administration of Foreign<br>Affairs, State<br>Fund Resources:<br>Undisbursed Funds        | 2023                      |     | 019 | 5713 | 000                                      | -----   | -----  | -----            | -10,922,667.85  | -----<br>10,922,667.85          |
|   | 2022                      |     |     |      |  | 1,668,234.20  | -----  | -----            | 388,416.93  | -----<br>1,279,817.27           |
|   | 2021                      |     |     |      |  | 633,554.72  | -----  | -----            | 12,943.82   | -----<br>620,610.90             |
|   | 2020                      |     |     |      |  | 0.08  | -----  | -----            | -----   | -----<br>0.08                   |
|   | No Year                   |     |     |      |  | 2,994,585,501.40  | 5,482,498,934.68   | 43,025,300.00    | 4,046,846,538.09  | -----<br>4,473,263,197.99       |
|   | Subtotal                  |     | 019 | 5713 | 000                                      | 2,996,887,290.40  | 5,482,498,934.68   | 43,025,300.00    | 4,036,325,230.99  | -----<br>4,486,086,294.09       |
| <b>Intragovernmental Funds</b>  |                           |     |     |      |  |   |  |                  |   |                                 |
| Working Capital Fund, International Cooperative Administrative Support<br>Services, State<br>Fund Resources:<br>Undisbursed Funds | No Year                   |     | 019 | 4519 | 001                                      | \$ 2,272,524,372.18   | -----  | -----            | 180,255,329.32  | -----<br>2,092,269,042.86       |
| Working Capital Fund, State<br>Fund Resources:<br>Undisbursed Funds   | No Year                   |     | 019 | 4519 | 000                                      | 802,071,119.66  | -----  | -----            | -96,395,900.10  | -----<br>898,467,019.76         |
| <b>Trust Fund Accounts</b>  |                           |     |     |      |  |   |  |                  |   |                                 |
| Trust Funds, State<br>Fund Resources:<br>Undisbursed Funds  | No Year                   |     | 019 | 8167 | 000                                      | 415,748.11  | -----  | -----            | 3,704.68  | -----<br>412,043.43             |
| Foreign Service Retirement and Disability Fund, State<br>Fund Resources:<br>Undisbursed Funds                                     | No Year                   |     | 019 | 8186 | 000                                      | 50,499.01   | 1,518,279,868.84   | -373,680,000.00  | 1,144,591,734.08  | -----<br>58,633.77              |
| Investments in US Treasury Securities   |                           |     |     |      |  | 20,681,139,000.00   | -----  | 373,680,000.00   | -----   | -----<br>21,054,819,000.00      |

Footnotes at End of Chapter

Appropriations, Outlays, and Balances - Continued

| Appropriation or Fund Account<br><br>Title   | Account Symbol            |     |      |             | Balances,<br>Beginning of<br>Fiscal Year | Appropriations<br>and Other<br>Obligational<br>Authority <sup>1</sup> | Transfers<br>Borrowings<br>and<br>Investment<br>(Net) <sup>2</sup> | Outlays<br>(Net)  | Balances<br>Withdrawn<br>and Other<br>Transactions <sup>3</sup> | Balances, End<br>of Fiscal Year |
|--|---------------------------|-----|------|-------------|--|---|--|-------------------|---|---------------------------------|
|  | Period of<br>Availability | ATA | AID  | MAIN<br>SUB |  |   |  |                   |   |                                 |
| Subtotal   |                           | 019 | 8186 | 000         | 20,681,189,499.01                        | 1,518,279,868.84  | -----  | 1,144,591,734.08  | -----   | 21,054,877,633.77               |
| Foreign Service National Separation Liability Trust Fund, State<br>Fund Resources: |                           |     |      |             |  |   |  |                   |   |                                 |
| Undisbursed Funds  | No Year                   | 019 | 8340 | 000         | 362,191,203.28                           | 35,805,846.48   | -----  | 37,450,900.78     | -----   | 360,546,148.98                  |
| Unconditional Gift Fund, State<br>Fund Resources:                                  |                           |     |      |             |  |   |  |                   |   |                                 |
| Undisbursed Funds  | No Year                   | 019 | 8821 | 000         | 38,829,991.95                            | 18,752,172.09   | -----  | 22,722,203.52     | -----   | 34,859,960.52                   |
| Conditional Gift Fund, General, State<br>Fund Resources:                           |                           |     |      |             |  |   |  |                   |   |                                 |
| Undisbursed Funds  | No Year                   | 019 | 8822 | 000         | 7,606,349.45                             | 2,468,393.95  | -1,993,489.08  | 1,683,350.12      | -----   | 6,397,904.20                    |
| Unrealized Discount on Investments   |                           |     |      |             | -325,156.25                              | -----   | -774,562.79  | -----             | -----   | -1,099,719.04                   |
| Investments in US Treasury Securities  |                           |     |      |             | 24,030,905.98                            | -----   | 2,768,051.87   | -----             | -----   | 26,798,957.85                   |
| Subtotal   |                           | 019 | 8822 | 000         | 31,312,099.18                            | 2,468,393.95  | -----  | 1,683,350.12      | -----   | 32,097,143.01                   |
| Total, Administration of Foreign Affairs   |                           |     |      |             | 51,839,501,109.18                        | 20,579,327,160.33   | 841,928,000.00   | 19,646,660,139.01 | 59,656,098.30   | 53,554,440,032.20               |
| <b>International Organizations and Conferences</b>                                 |                           |     |      |             |  |   |  |                   |   |                                 |
| <b>General Fund Accounts</b>   |                           |     |      |             |  |   |  |                   |   |                                 |
| Contributions for International Peacekeeping Activities, State<br>Fund Resources:  |                           |     |      |             |  |   |  |                   |   |                                 |
| Undisbursed Funds  | 2023                      | 019 | 1124 | 000         | -----                                    | 1,481,915,000.00  | -----  | 829,425,196.00    | -----   | 652,489,804.00                  |
|  | 2022-2023                 |     |      |             | 723,681,688.00                           | -----   | -----  | 623,681,688.00    | 4 100,000,000.00  | -----                           |
|  | 2019-2020                 |     |      |             | 1.00                                     | -----   | -----  | -----             | -----   | 1.00                            |
|  | 2018-2019                 |     |      |             | 157,552.00                               | -----   | -----  | -----             | -----   | 157,552.00                      |
| Subtotal   |                           | 019 | 1124 | 000         | 723,839,241.00                           | 1,481,915,000.00  | -----  | 1,453,106,884.00  | 100,000,000.00  | 652,647,357.00                  |
| International Conferences and Contingencies, State<br>Fund Resources:              |                           |     |      |             |  |   |  |                   |   |                                 |
| Undisbursed Funds  | No Year                   | 019 | 1125 | 000         | 15,478.29                                | -----   | -----  | -----             | -----   | 15,478.29                       |
| Contributions to International Organizations, State<br>Fund Resources:             |                           |     |      |             |  |   |  |                   |   |                                 |
| Undisbursed Funds  | 2023-2024                 | 019 | 1126 | 000         | -----                                    | 36,500,000.00   | -----  | -----             | -----   | 36,500,000.00                   |
|  | 2023                      |     |      |             | -----                                    | 1,401,500,000.00  | -----  | 1,383,782,882.13  | -----   | 17,717,117.87                   |
|  | 2022-2023                 |     |      |             | 73,525,222.00                            | -----   | 3,548,227.00   | 77,067,787.38     | -----   | 5,661.62                        |
|  | 2022                      |     |      |             | 20,249,172.83                            | -----   | -3,548,227.00  | 2,676,421.10      | -----   | 14,024,524.73                   |
|  | 2021                      |     |      |             | 13,826,459.08                            | -----   | -----  | 5,687,719.73      | -----   | 8,138,739.35                    |
|  | 2020                      |     |      |             | 16,601,982.49                            | -----   | -----  | 2,969,955.29      | -----   | 13,632,027.20                   |
|  | 2019-2020                 |     |      |             | 93,407.64                                | -----   | -----  | -----             | -----   | 93,407.64                       |
|  | 2019                      |     |      |             | 33,426,076.71                            | -----   | -----  | 549,164.36        | -----   | 32,876,912.35                   |
|  | 2018-2019                 |     |      |             | 175,000.00                               | -----   | -----  | -----             | -----   | 175,000.00                      |
|  | 2017-2019                 |     |      |             | 171,000.00                               | -----   | -----  | -----             | -----   | 171,000.00                      |
|  | 2018                      |     |      |             | 19,455,863.23                            | -----   | -----  | 183,839.31        | 19,272,023.92   | -----                           |
|  | No Year                   |     |      |             | 6,085,653.03                             | -----   | -----  | -----             | -----   | 6,085,653.03                    |

Footnotes at End of Chapter

## Appropriations, Outlays, and Balances - Continued

| Appropriation or Fund Account<br><br>Title  | Account Symbol            |     |          |             | Balances,<br>Beginning of<br>Fiscal Year | Appropriations<br>and Other<br>Obligational<br>Authority <sup>1</sup> | Transfers<br>Borrowings<br>and<br>Investment<br>(Net) <sup>2</sup> | Outlays<br>(Net) | Balances<br>Withdrawn<br>and Other<br>Transactions <sup>3</sup> | Balances, End<br>of Fiscal Year |
|---|---------------------------|-----|----------|-------------|--|---|--|------------------|---|---------------------------------|
|   | Period of<br>Availability | ATA | AID      | MAIN<br>SUB |  |   |  |                  |   |                                 |
| Subtotal  |                           |     | 019 1126 | 000         | 183,609,837.01                           | 1,438,000,000.00  | -----  | 1,472,917,769.30 | 19,272,023.92   | 129,420,043.79                  |
| Arrearage Payments, State<br>Fund Resources:  |                           |     |          |             |  |   |  |                  |   |                                 |
| Undisbursed Funds   | No Year                   |     | 019 1130 | 000         | 14.28                                    | -----   | -----  | -----            | -----   | 14.28                           |
| Total, International Organizations and Conferences  |                           |     |          |             | 907,464,570.58                           | 2,919,915,000.00  | -----  | 2,926,024,653.30 | 119,272,023.92  | 782,082,893.36                  |
| <b>International Commissions</b>  |                           |     |          |             |  |   |  |                  |   |                                 |
| <b>General Fund Accounts</b>  |                           |     |          |             |  |   |  |                  |   |                                 |
| Salaries and Expenses, International Boundary and Water Commission,<br>United States and Mexico, State<br>Fund Resources: |                           |     |          |             |  |   |  |                  |   |                                 |
| Undisbursed Funds   | 2023-2024                 |     | 019 1069 | 000         | -----                                    | 3,200,000.00  | -----  | -----            | -----   | 3,200,000.00                    |
|   | 2023                      |     |          |             | -----                                    | 54,735,000.00   | -----  | 36,710,858.41    | -----   | 18,024,141.59                   |
|   | 2022-2023                 |     |          |             | 6,802,620.54                             | -----   | -----  | 5,895,814.10     | -----   | 906,806.44                      |
|   | 2022                      |     |          |             | 6,463,391.86                             | -----   | -----  | 4,862,758.73     | -----   | 1,600,633.13                    |
|   | 2021-2022                 |     |          |             | 3,334.04                                 | -----   | -----  | 958.01           | -----   | 2,376.03                        |
|   | 2021                      |     |          |             | 3,052,485.59                             | -----   | -----  | 1,114,760.48     | -----   | 1,937,725.11                    |
|   | 2020                      |     |          |             | 1,121,494.63                             | -----   | -----  | 3,400.00         | -----   | 1,118,094.63                    |
|   | 2019                      |     |          |             | 1,094,107.33                             | -----   | -----  | 13,680.11        | -----   | 1,080,427.22                    |
|   | 2018                      |     |          |             | 802,155.81                               | -----   | -----  | -20,731.50       | 822,887.31  | -----                           |
| Subtotal  |                           |     | 019 1069 | 000         | 19,339,589.80                            | 57,935,000.00   | -----  | 48,581,498.34    | 822,887.31  | 27,870,204.15                   |
| Construction, International Boundary and Water Commission, United<br>States and Mexico, State<br>Fund Resources:          |                           |     |          |             |  |   |  |                  |   |                                 |
| Undisbursed Funds   | No Year                   |     | 019 1078 | 000         | 236,339,693.70                           | 53,030,000.00   | -----  | 30,202,187.98    | -----   | 259,167,505.72                  |
| American Sections, International Commissions, State<br>Fund Resources:  |                           |     |          |             |  |   |  |                  |   |                                 |
| Undisbursed Funds   | 2023-2024                 |     | 019 1082 | 000         | -----                                    | 700,000.00  | -----  | -----            | -----   | 700,000.00                      |
|   | 2023                      |     |          |             | -----                                    | 15,504,000.00   | -21,000.00   | 11,985,820.04    | -----   | 3,497,179.96                    |
|   | 2022                      |     |          |             | 6,353,215.78                             | -----   | 21,000.00  | 3,411,808.91     | -----   | 2,962,406.87                    |
|   | 2021                      |     |          |             | 2,662,089.78                             | -----   | -----  | 1,297,570.36     | -----   | 1,364,519.42                    |
|   | 2020                      |     |          |             | 1,307,213.88                             | -----   | -----  | 389,317.40       | -----   | 917,896.48                      |
|   | 2019-2020                 |     |          |             | 500,000.00                               | -----   | -----  | -----            | -----   | 500,000.00                      |
|   | 2019                      |     |          |             | 648,645.83                               | -----   | -----  | -----            | -----   | 648,645.83                      |
|   | 2018-2019                 |     |          |             | 1.00                                     | -----   | -----  | -----            | -----   | 1.00                            |
|   | 2018                      |     |          |             | 436,329.71                               | -----   | -----  | -----            | 436,329.71  | -----                           |
|   | 2017-2018                 |     |          |             | 53,713.41                                | -----   | -----  | -----            | 53,713.41   | -----                           |
|   | No Year                   |     |          |             | 86,764.63                                | -----   | -----  | -----            | -----   | 86,764.63                       |
| Funds Held Outside the Treasury   | 2023                      |     |          |             | -----                                    | -----   | 21,000.00  | -----            | -----   | 21,000.00                       |
|   | 2022                      |     |          |             | 21,000.00                                | -----   | -21,000.00   | -----            | -----   | -----                           |

Footnotes at End of Chapter

Appropriations, Outlays, and Balances - Continued

| Appropriation or Fund Account<br><br>Title  | Account Symbol         |     |     |      | Balances, Beginning of Fiscal Year | Appropriations and Other Obligational Authority <sup>1</sup> | Transfers Borrowings and Investment (Net) <sup>2</sup> | Outlays (Net)    | Balances Withdrawn and Other Transactions <sup>3</sup> | Balances, End of Fiscal Year |                  |
|---|------------------------|-----|-----|------|------------------------------------|--|--|------------------|--|------------------------------|------------------|
|   | Period of Availability | ATA | AID | MAIN |                                    |  |  |                  |  |                              | SUB              |
| International Fisheries Commissions, State Fund Resources:  | Subtotal               |     | 019 | 1082 | 000                                | 12,068,974.02  | 16,204,000.00  | -----            | 17,084,516.71  | 490,043.12                   | 10,698,414.19    |
| Undisbursed Funds   | 2023                   |     | 019 | 1087 | 000                                | -----  | 65,719,000.00  | -----            | 63,011,124.21  | -----                        | 2,707,875.79     |
|   | 2022                   |     |     |      |                                    | 1,290,316.82   | -----  | -----            | 889,895.01   | -----                        | 400,421.81       |
|   | 2021                   |     |     |      |                                    | 893,558.95   | -----  | -----            | -26,895.65   | -----                        | 920,454.60       |
|   | 2020                   |     |     |      |                                    | 17,706.35  | -----  | -----            | -----  | -----                        | 17,706.35        |
|   | 2019                   |     |     |      |                                    | 178,880.22   | -----  | -----            | -----  | -----                        | 178,880.22       |
|   | 2018                   |     |     |      |                                    | 131,297.12   | -----  | -----            | -----  | 131,297.12                   | -----            |
|   | Subtotal               |     | 019 | 1087 | 000                                | 2,511,759.46   | 65,719,000.00  | -----            | 63,874,123.57  | 131,297.12                   | 4,225,338.77     |
| Total, International Commissions  |                        |     |     |      |                                    | 270,260,016.98   | 192,888,000.00   | -----            | 159,742,326.60   | 1,444,227.55                 | 301,961,462.83   |
| <b>Other</b>  |                        |     |     |      |                                    |  |  |                  |  |                              |                  |
| <b>General Fund Accounts</b>  |                        |     |     |      |                                    |  |  |                  |  |                              |                  |
| United States Emergency Refugee and Migration Assistance Fund, Funds Appropriated to the President, Executive Office of the President Fund Resources: |                        |     |     |      |                                    |  |  |                  |  |                              |                  |
| Undisbursed Funds   | No Year                |     | 011 | 0040 | 000                                | 100,200,000.00   | -----  | -100,200,000.00  | -----  | -----                        | -----            |
| Transfer To:  |                        |     |     |      |                                    |  |  |                  |  |                              |                  |
| State   | No Year                | 019 | 011 | 0040 | 000                                | 2,010,615,630.28   | 100,000.00   | 2,293,388,000.00 | 603,468,551.04   | -----                        | 3,700,635,079.24 |
|   | Subtotal               |     | 011 | 0040 | 000                                | 2,110,815,630.28   | 100,000.00   | 2,193,188,000.00 | 603,468,551.04   | -----                        | 3,700,635,079.24 |
| International Narcotics Control and Law Enforcement, International Security Assistance, State Fund Resources:   |                        |     |     |      |                                    |  |  |                  |  |                              |                  |
| Undisbursed Funds   | 2017-2018              |     | 011 | 1022 | 000                                | -----  | -----  | 32,503,292.99    | -----  | 32,503,292.99                | -----            |
|   | 2013-2018              |     |     |      |                                    | -----  | -----  | 6,353,493.60     | -----  | 6,353,493.60                 | -----            |
|   | No Year                |     |     |      |                                    | 565.06   | -----  | -----            | -----  | -----                        | 565.06           |
| Transfer To:  |                        |     |     |      |                                    |  |  |                  |  |                              |                  |
| State   | 2020-2025              | 019 | 011 | 1022 | 000                                | -----  | -----  | 607,400.00       | -----  | -----                        | 607,400.00       |
|   | 2023-2024              |     |     |      |                                    | -----  | 1,766,000,000.00                                       | -----            | 121,682,190.07   | -----                        | 1,644,317,809.93 |
|   | 2022-2024              |     |     |      |                                    | 429,949,626.80   | -----  | -----            | 19,992,182.88  | -----                        | 409,957,443.92   |
|   | 2019-2024              |     |     |      |                                    | -----  | -----  | 11,244,718.00    | -----  | -----                        | 11,244,718.00    |
|   | 2022-2023              |     |     |      |                                    | 1,273,902,575.35   | -----  | 7,441,000.00     | 87,807,336.80  | -----                        | 1,193,536,238.55 |
|   | 2018-2023              |     |     |      |                                    | 49,647,789.87  | -----  | 39,050,854.00    | 24,365,317.33  | -----                        | 64,333,326.54    |
|   | 2021-2022              |     |     |      |                                    | 1,085,830,974.85   | -----  | -----            | 205,780,390.51   | -----                        | 880,050,584.34   |
|   | 2017-2022              |     |     |      |                                    | 200,980,709.64   | -----  | -----            | 44,627,990.07  | -----                        | 156,352,719.57   |
|   | 2020-2021              |     |     |      |                                    | 891,978,112.02   | -----  | -607,400.00      | 234,386,942.78   | -----                        | 656,983,769.24   |
|   | 2016-2021              |     |     |      |                                    | 50,697,084.92  | -----  | -----            | 12,201,037.57  | -----                        | 38,496,047.35    |
|   | 2019-2020              |     |     |      |                                    | 851,545,403.36   | -----  | -11,244,718.00   | 293,528,218.03   | -----                        | 546,772,467.33   |
|   | 2015-2020              |     |     |      |                                    | 31,699,689.95  | -----  | -----            | 15,365,485.40  | -----                        | 16,334,204.55    |
|   | 2018-2019              |     |     |      |                                    | 383,620,259.02   | -----  | -39,050,854.00   | 176,673,456.95   | -----                        | 167,895,948.07   |

Footnotes at End of Chapter

## Appropriations, Outlays, and Balances - Continued

| Appropriation or Fund Account                              | Account Symbol            |     |     |      |     | Balances,<br>Beginning of<br>Fiscal Year | Appropriations<br>and Other<br>Obligational<br>Authority <sup>1</sup> | Transfers<br>Borrowings<br>and<br>Investment<br>(Net) <sup>2</sup> | Outlays<br>(Net) | Balances<br>Withdrawn<br>and Other<br>Transactions <sup>3</sup> | Balances, End<br>of Fiscal Year |
|--|---------------------------|-----|-----|------|-----|--|---|--|------------------|---|---------------------------------|
| Title  | Period of<br>Availability | ATA | AID | MAIN | SUB |  |   |  |                  |   |                                 |
|  | 2014-2019                 |     |     |      |     | 27,765,411.21                            | -----   | -----  | 13,485,365.70    | -----   | 14,280,045.51                   |
|  | 2017-2018                 |     |     |      |     | 159,475,389.23                           | -----   | -32,503,292.99   | 126,972,096.24   | -----   | -----                           |
|  | 2013-2018                 |     |     |      |     | 17,715,820.36                            | -----   | -6,353,493.60  | 11,362,326.76    | -----   | -----                           |
|  | No Year                   |     |     |      |     | 2,088,359.19                             | -----   | -----  | 17,701.97        | -----   | 2,070,657.22                    |
|  | Subtotal                  |     | 011 | 1022 | 000 | 5,456,897,770.83                         | 1,766,000,000.00  | 7,441,000.00   | 1,388,248,039.06 | 38,856,786.59   | 5,803,233,945.18                |
| East-West Center, State<br>Fund Resources:                 |                           |     |     |      |     |  |   |  |                  |   |                                 |
| Undisbursed Funds  | 2023                      |     | 019 | 0202 | 000 | -----                                    | 22,000,000.00   | -----  | 17,680,000.00    | -----   | 4,320,000.00                    |
|  | 2022                      |     |     |      |     | 3,601,590.00                             | -----   | -----  | 3,076,000.00     | -----   | 525,590.00                      |
|  | 2021                      |     |     |      |     | 501,000.00                               | -----   | -----  | 328,000.00       | -----   | 173,000.00                      |
|  | 2020                      |     |     |      |     | 343,880.00                               | -----   | -----  | 343,880.00       | -----   | -----                           |
|  | Subtotal                  |     | 019 | 0202 | 000 | 4,446,470.00                             | 22,000,000.00   | -----  | 21,427,880.00    | -----   | 5,018,590.00                    |
| North/South Center, State<br>Fund Resources:               |                           |     |     |      |     |  |   |  |                  |   |                                 |
| Undisbursed Funds  | No Year                   |     | 019 | 0203 | 000 | 1,476.21                                 | -----   | -----  | -----            | -----   | 1,476.21                        |
| National Endowment for Democracy, State<br>Fund Resources: |                           |     |     |      |     |  |   |  |                  |   |                                 |
| Undisbursed Funds  | No Year                   |     | 019 | 0210 | 000 | 288,905,979.47                           | 315,000,000.00  | -----  | 364,406,134.18   | -----   | 239,499,845.29                  |
| Payment to the Asia Foundation, State<br>Fund Resources:   |                           |     |     |      |     |  |   |  |                  |   |                                 |
| Undisbursed Funds  | No Year                   |     | 019 | 0525 | 000 | 8,977,915.93                             | 22,000,000.00   | -----  | 23,910,180.76    | -----   | 7,067,735.17                    |
| Global HIV/AIDS Initiative, State<br>Fund Resources:       |                           |     |     |      |     |  |   |  |                  |   |                                 |
| Undisbursed Funds  | No Year                   |     | 019 | 1030 | 000 | 2,087,375.05                             | -----   | -----  | 21.49            | -----   | 2,087,353.56                    |
| Transfer To:   |                           |     |     |      |     |  |   |  |                  |   |                                 |
| Peace Corps  | No Year                   | 011 | 019 | 1030 | 044 | 2,543.79                                 | -----   | -----  | -----            | -----   | 2,543.79                        |
| Labor  | No Year                   | 016 | 019 | 1030 | 000 | 35,183.23                                | -----   | -----  | -----            | -----   | 35,183.23                       |
| United States Agency for International Development         | No Year                   | 072 | 019 | 1030 | 000 | 2,481,643.30                             | -----   | -----  | 873,929.80       | -----   | 1,607,713.50                    |
| Departmental Management, Health and Human Services         | No Year                   | 075 | 019 | 1030 | 001 | 721,089.69                               | -----   | -----  | 58,922.67        | -----   | 662,167.02                      |
| Defense  | No Year                   | 097 | 019 | 1030 | 000 | 2,192,266.85                             | -----   | -----  | -56,456.71       | -----   | 2,248,723.56                    |
|  | Subtotal                  |     | 019 | 1030 | 000 | 7,520,101.91                             | -----   | -----  | 876,417.25       | -----   | 6,643,684.66                    |
| Global Health Programs, State<br>Fund Resources:           |                           |     |     |      |     |  |   |  |                  |   |                                 |
| Undisbursed Funds  | 2023-2027                 |     | 019 | 1031 | 000 | -----                                    | 5,217,396,747.00  | -----  | 9,760,738.13     | -----   | 5,207,636,008.87                |
|  | 2022-2026                 |     |     |      |     | 2,072,783,283.73                         | -----   | -394,614,131.00  | 414,188,635.38   | -----   | 1,263,980,517.35                |
|  | 2021-2025                 |     |     |      |     | 1,060,834,745.77                         | -----   | -940,995,180.00  | 15,854,381.27    | -----   | 103,985,184.50                  |
|  | 2023-2024                 |     |     |      |     | -----                                    | 1,900,000.00  | -----  | -----            | -----   | 1,900,000.00                    |
|  | 2020-2024                 |     |     |      |     | 83,168,905.33                            | -----   | -44,249,718.00   | 18,791,623.99    | -----   | 20,127,563.34                   |
|  | 2022-2023                 |     |     |      |     | 1,920,000.00                             | -----   | -1,920,000.00  | -----            | -----   | -----                           |
|  | 2019-2023                 |     |     |      |     | 14,452,816.51                            | -----   | -----  | 9,339,527.18     | -----   | 5,113,289.33                    |

Footnotes at End of Chapter

Appropriations, Outlays, and Balances - Continued

| Appropriation or Fund Account<br><br>Title | Account Symbol            |     |     |      | Balances,<br>Beginning of<br>Fiscal Year | Appropriations<br>and Other<br>Obligational<br>Authority <sup>1</sup> | Transfers<br>Borrowings<br>and<br>Investment<br>(Net) <sup>2</sup> | Outlays<br>(Net) | Balances<br>Withdrawn<br>and Other<br>Transactions <sup>3</sup> | Balances, End<br>of Fiscal Year |
|--|---------------------------|-----|-----|------|--|---|--|------------------|---|---------------------------------|
|  | Period of<br>Availability | ATA | AID | MAIN |  |   |  |                  |   |                                 |
|  | 2018-2022                 |     |     |      | 3,157,625.83                             | -----   | -----  | 1,600,442.47     | -----   | 1,557,183.36                    |
|  | 2017-2021                 |     |     |      | 2,702,765.78                             | -----   | -----  | 325,265.73       | -----   | 2,377,500.05                    |
|  | 2016-2020                 |     |     |      | 2,809,350.66                             | -----   | -----  | 43,035.12        | -----   | 2,766,315.54                    |
|  | 2015-2019                 |     |     |      | 10,538,203.56                            | -----   | -----  | 19,968.70        | -----   | 10,518,234.86                   |
|  | 2014-2019                 |     |     |      | 0.20                                     | -----   | -----  | -----            | -----   | 0.20                            |
|  | 2017-2018                 |     |     |      | -----                                    | -----   | -----  | 6,758,421.10     | 6,758,421.10  | -----                           |
|  | 2014-2018                 |     |     |      | 7,513,066.43                             | -----   | -----  | 59,436,715.89    | 96,719.78   | 66,853,062.54                   |
|  | 2013-2018                 |     |     |      | -----                                    | -----   | -----  | 597,843.91       | 597,843.91  | -----                           |
|  | No Year                   |     |     |      | 33,759,231.03                            | -----   | -----  | 14,763.73        | -----   | 15,652,877.54                   |
| Transfer To:                               |                           |     |     |      |  |   |  |                  |   |                                 |
| Peace Corps                                |                           |     |     |      |  |   |  |                  |   |                                 |
|  | 2023-2027                 | 011 | 019 | 1031 | 000                                      | 4,635,795.00  | -----  | -----            | -----   | 4,635,795.00                    |
|  | 2022-2026                 |     |     |      |  | 4,326,069.00  | -----  | 75,058.00        | -----   | 4,401,127.00                    |
|  | 2021-2025                 |     |     |      |  | 2,146,402.00  | -----  | 7,388,280.00     | -----   | 8,112,410.53                    |
|  | 2020-2024                 |     |     |      |  | 29,226,397.19   | -----  | -----            | 7,313,741.13  | 21,912,656.06                   |
|  | 2019-2023                 |     |     |      |  | 15,690,524.85   | -----  | -----            | 14,467,529.37   | 1,222,995.48                    |
|  | 2018-2022                 |     |     |      |  | 635,383.89  | -----  | -----            | 460,628.95  | 174,754.94                      |
|  | 2017-2021                 |     |     |      |  | 82,228.69   | -----  | -----            | -4,689.18   | 86,917.87                       |
|  | 2016-2020                 |     |     |      |  | 202,222.14  | -----  | -----            | -261.40   | 202,483.54                      |
|  | 2015-2019                 |     |     |      |  | 21,125.48   | -----  | -----            | -----   | 21,125.48                       |
|  | 2014-2018                 |     |     |      |  | 46,985.68   | -----  | -----            | -46,985.68  | -----                           |
|  | No Year                   |     |     |      |  | 398,878.56  | -----  | -----            | 5,411.72  | 393,466.84                      |
| Departmental Management, Labor             | No Year                   | 016 | 019 | 1031 | 000                                      | 342,987.00  | -----  | -----            | -----   | 342,987.00                      |
| US Agency for International Development    |                           |     |     |      |  |   |  |                  |   |                                 |
|  | 2023-2027                 | 072 | 019 | 1031 | 000                                      | -----   | 568,133,771.00   | -----            | 1,001.32  | 568,132,769.68                  |
|  | 2022-2026                 |     |     |      |  | 1,208,318,460.47  | -----  | 162,067,772.00   | 843,929,630.07  | 526,456,602.40                  |
|  | 2021-2026                 |     |     |      |  | -----   | -----  | 2,394,863,615.65 | 1,255,361,494.95  | 1,139,502,120.70                |
|  | 2020-2026                 |     |     |      |  | -----   | -----  | 37,978,125.09    | 26,240,222.93   | 11,737,902.16                   |
|  | 2018-2026                 |     |     |      |  | -----   | -----  | 46,628,578.75    | 15,867,122.92   | 30,761,455.83                   |
|  | 2021-2025                 |     |     |      |  | 565,401,403.56  | -----  | 933,336,900.00   | 1,276,182,659.59  | 222,555,643.97                  |
|  | 2020-2025                 |     |     |      |  | 1,125,021,525.73  | -----  | -----            | 797,868,884.67  | 327,152,641.06                  |
|  | 2017-2025                 |     |     |      |  | 14,565,736.90   | -----  | -----            | 7,932,879.17  | 6,632,857.73                    |
|  | 2023-2024                 |     |     |      |  | -----   | 4,165,950,000.00   | -----            | -----   | 4,165,950,000.00                |
|  | 2022-2024                 |     |     |      |  | -----   | -----  | 11,637,500.00    | -----   | 11,637,500.00                   |
|  | 2020-2024                 |     |     |      |  | 233,930,359.32  | -----  | 14,305,089.00    | 164,096,533.72  | 84,138,914.60                   |
|  | 2019-2024                 |     |     |      |  | 12,924,130.60   | -----  | -----            | 18,993.00   | 12,905,137.60                   |
|  | 2016-2024                 |     |     |      |  | 1,072,501.71  | -----  | 1,011,240.87     | 158,871.83  | 1,924,870.75                    |
|  | 2022-2023                 |     |     |      |  | 3,880,000,000.00  | -----  | -99,967,500.00   | 1,168,264,572.59  | 2,611,767,927.41                |
|  | 2019-2023                 |     |     |      |  | 103,804,754.14  | -----  | -----            | 77,617,755.27   | 26,186,998.87                   |
|  | 2018-2023                 |     |     |      |  | 717,810.00  | -----  | 7,989,054.00     | -----   | 8,706,864.00                    |
|  | 2015-2023                 |     |     |      |  | 1,501,788.21  | -----  | 540,302.82       | 730,052.86  | 1,312,038.17                    |

Footnotes at End of Chapter



## Appropriations, Outlays, and Balances - Continued

| Appropriation or Fund Account<br><br>Title     | Account Symbol            |     |     |      | Balances,<br>Beginning of<br>Fiscal Year | Appropriations<br>and Other<br>Obligational<br>Authority <sup>1</sup> | Transfers<br>Borrowings<br>and<br>Investment<br>(Net) <sup>2</sup> | Outlays<br>(Net) | Balances<br>Withdrawn<br>and Other<br>Transactions <sup>3</sup> | Balances, End<br>of Fiscal Year |
|--|---------------------------|-----|-----|------|--|---|--|------------------|---|---------------------------------|
|  | Period of<br>Availability | ATA | AID | MAIN |  |   |  |                  |   |                                 |
|  | 2021-2022                 |     |     |      | 2,394,863,615.65                         | -----   | -2,394,863,615.65  | -----            | -----   | -----                           |
|  | 2020-2022                 |     |     |      | 37,978,125.09                            | -----   | -37,978,125.09   | -44,731.72       | -----   | 44,731.72                       |
|  | 2018-2022                 |     |     |      | 46,628,578.75                            | -----   | -46,628,578.75   | -86,816.69       | -----   | 86,816.69                       |
|  | 2017-2022                 |     |     |      | 2,945,187.97                             | -----   | 33,337,986.67  | 8,194,891.58     | -----   | 28,088,283.06                   |
|  | 2014-2022                 |     |     |      | 282,760.00                               | -----   | 1,792,529.68   | 981,096.08       | -----   | 1,094,193.60                    |
|  | 2020-2021                 |     |     |      | 559,157.96                               | -----   | -----  | -267,873.83      | -----   | 827,031.79                      |
|  | 2017-2021                 |     |     |      | 3,132,379.86                             | -----   | -----  | 3,036,248.58     | -----   | 96,131.28                       |
|  | 2016-2021                 |     |     |      | 30,567,474.71                            | -----   | -----  | 9,034,557.75     | -----   | 21,532,916.96                   |
|  | 2013-2021                 |     |     |      | 3,166,353.48                             | -----   | -----  | 1,234,279.03     | -----   | 1,932,074.45                    |
|  | 2019-2020                 |     |     |      | 362,796,651.54                           | -----   | -----  | 243,522,690.61   | -----   | 119,273,960.93                  |
|  | 2016-2020                 |     |     |      | 16,018,110.60                            | -----   | -1,011,240.87  | 551,956.86       | -----   | 14,454,912.87                   |
|  | 2015-2020                 |     |     |      | 15,542,116.93                            | -----   | -----  | 5,100,757.18     | -----   | 10,441,359.75                   |
|  | 2018-2019                 |     |     |      | 129,485,212.91                           | -----   | -7,989,054.00  | 61,054,770.98    | -----   | 60,441,387.93                   |
|  | 2015-2019                 |     |     |      | 7,071,223.25                             | -----   | -540,302.82  | 4,018,576.72     | -----   | 2,512,343.71                    |
|  | 2014-2019                 |     |     |      | 15,944,417.19                            | -----   | -----  | 2,224,336.81     | -----   | 13,720,080.38                   |
|  | 2017-2018                 |     |     |      | 57,286,862.13                            | -----   | -40,096,407.77   | 17,190,454.36    | -----   | -----                           |
|  | 2014-2018                 |     |     |      | 3,027,527.29                             | -----   | -1,804,493.66  | 1,223,033.63     | -----   | -----                           |
|  | 2013-2018                 |     |     |      | 2,955,190.53                             | -----   | -597,843.91  | 2,357,346.62     | -----   | -----                           |
|  | No Year                   |     |     |      | 154,862,662.17                           | -----   | 90,000,000.00  | 41,345,687.47    | -----   | 203,516,974.70                  |
| Office of Secretary, Health and Human Services | 2023-2027                 | 075 | 019 | 1031 | 001                                      | 604,833,687.00  | -----  | -----            | -----   | 604,833,687.00                  |
|  | 2022-2026                 |     |     |      |  | 1,557,752,627.63  | -----  | 149,651,926.00   | 1,080,992,916.86  | 626,411,636.77                  |
|  | 2021-2025                 |     |     |      |  | 621,591,229.18  | -----  | 270,000.00       | 513,586,622.63  | 108,274,606.55                  |
|  | 2020-2024                 |     |     |      |  | 320,220,515.32  | -----  | 21,546,125.00    | 194,002,187.12  | 147,764,453.20                  |
|  | 2019-2023                 |     |     |      |  | 117,350,042.26  | -----  | -----            | 82,053,940.50   | 35,296,101.76                   |
|  | 2018-2022                 |     |     |      |  | 29,666,428.53   | -----  | -----            | 16,621,145.36   | 13,045,283.17                   |
|  | 2017-2021                 |     |     |      |  | 25,987,055.43   | -----  | -----            | 498,254.41  | 25,488,801.02                   |
|  | 2016-2020                 |     |     |      |  | 17,382,692.36   | -----  | -----            | 1,383,428.61  | 15,999,263.75                   |
|  | 2015-2019                 |     |     |      |  | 35,449,676.23   | -----  | -----            | 580,415.70  | 34,869,260.53                   |
|  | 2014-2018                 |     |     |      |  | 20,990,374.28   | -----  | -20,989,141.96   | 1,232.32  | -----                           |
|  | No Year                   |     |     |      |  | 13,253,046.07   | -----  | -----            | 6,164,184.04  | 7,088,862.03                    |
| Department of Defense                          | 2023-2027                 | 097 | 019 | 1031 | 000                                      | -----   | -----  | 9.96             | -----   | <sup>6</sup> -9.96              |
|  | 2022-2026                 |     |     |      |  | 52,133,000.00   | -----  | 82,819,375.00    | 58,874,767.38   | 76,077,607.62                   |
|  | 2021-2025                 |     |     |      |  | 84,058,324.55   | -----  | -----            | 76,123,114.98   | 7,935,209.57                    |
|  | 2020-2024                 |     |     |      |  | 36,952,855.22   | -----  | 8,398,504.00     | 12,352,246.76   | 32,999,112.46                   |
|  | 2019-2023                 |     |     |      |  | 13,150,032.48   | -----  | -----            | 11,885,931.31   | 1,264,101.17                    |
|  | 2018-2022                 |     |     |      |  | 2,846,585.20  | -----  | -----            | 786,400.66  | 2,060,184.54                    |
|  | 2017-2021                 |     |     |      |  | 1,403,655.18  | -----  | -----            | 584,363.02  | 819,292.16                      |
|  | 2016-2020                 |     |     |      |  | 5,367,109.22  | -----  | -----            | 1,189.20  | 5,365,920.02                    |
|  | 2015-2019                 |     |     |      |  | 51,193,678.19   | -----  | -----            | -470.94   | 51,194,149.13                   |

Footnotes at End of Chapter

Appropriations, Outlays, and Balances - Continued

| Appropriation or Fund Account<br><br>Title | Account Symbol            |     |     |             | Balances,<br>Beginning of<br>Fiscal Year | Appropriations<br>and Other<br>Obligational<br>Authority <sup>1</sup> | Transfers<br>Borrowings<br>and<br>Investment<br>(Net) <sup>2</sup> | Outlays<br>(Net) | Balances<br>Withdrawn<br>and Other<br>Transactions <sup>3</sup> | Balances, End<br>of Fiscal Year |                   |
|--|---------------------------|-----|-----|-------------|--|---|--|------------------|---|---------------------------------|-------------------|
|  | Period of<br>Availability | ATA | AID | MAIN<br>SUB |  |   |  |                  |   |                                 |                   |
|  | 2014-2018                 |     |     |             | 38,439,178.60                            | -----   | -38,388,624.27   | 50,554.33        | -----   | -----                           |                   |
|  | No Year                   |     |     |             | 159,353.23                               | -----   | -----  | 86,682.89        | -----   | 72,670.34                       |                   |
|  | Subtotal                  |     | 019 | 1031        | 000                                      | 16,824,478,737.12   | 10,562,850,000.00  | -235,236.27      | 8,603,377,141.04  | 74,209,327.55                   | 18,709,507,032.26 |
| Democracy Fund, State<br>Fund Resources:   |                           |     |     |             |  |   |  |                  |   |                                 |                   |
| Undisbursed Funds                          | 2021-2026                 |     | 019 | 1121        | 000                                      | -----   | -----  | 22,152.00        | -----   | -----                           | 22,152.00         |
|  | 2020-2025                 |     |     |             |  | 86,751.00   | -----  | 2,550,221.00     | 55,724.08   | -----                           | 2,581,247.92      |
|  | 2023-2024                 |     |     |             |  | -----   | 222,450,000.00   | -----            | -----   | -----                           | 222,450,000.00    |
|  | 2019-2024                 |     |     |             |  | 2,907,982.00  | -----  | 1,539,465.00     | 390,243.41  | -----                           | 4,057,203.59      |
|  | 2022-2023                 |     |     |             |  | 215,450,000.00  | -----  | 2,300,000.00     | 3,883,726.40  | -----                           | 213,866,273.60    |
|  | 2018-2023                 |     |     |             |  | 1,249,273.96  | -----  | 882,572.00       | 462,101.91  | -----                           | 1,669,744.05      |
|  | 2021-2022                 |     |     |             |  | 186,201,943.54  | -----  | -22,152.00       | 52,396,688.38   | -----                           | 133,783,103.16    |
|  | 2017-2022                 |     |     |             |  | 1,136,961.29  | -----  | -----            | 883,178.44  | -----                           | 253,782.85        |
|  | 2020-2021                 |     |     |             |  | 118,831,821.45  | -----  | -2,550,221.00    | 59,298,856.47   | -----                           | 56,982,743.98     |
|  | 2016-2021                 |     |     |             |  | 506,489.63  | -----  | -----            | 286,730.38  | -----                           | 219,759.25        |
|  | 2019-2020                 |     |     |             |  | 57,398,082.61   | -----  | -1,539,465.00    | 38,652,100.24   | -----                           | 17,206,517.37     |
|  | 2015-2020                 |     |     |             |  | 46,213.06   | -----  | -----            | -----   | -----                           | 46,213.06         |
|  | 2018-2019                 |     |     |             |  | 13,614,527.22   | -----  | -882,572.00      | 7,562,664.66  | -----                           | 5,169,290.56      |
|  | 2014-2019                 |     |     |             |  | 361,506.48  | -----  | -----            | 42,634.00   | -----                           | 318,872.48        |
|  | 2017-2018                 |     |     |             |  | 5,540,255.48  | -----  | 428,246.20       | 1,533,259.60  | 4,435,242.08                    | -----             |
|  | 2013-2018                 |     |     |             |  | 93,141.63   | -----  | 516,157.00       | -----   | 609,298.63                      | -----             |
| Transfer To:                               |                           |     |     |             |  |   |  |                  |   |                                 |                   |
| US Agency for International Development    | 2021-2026                 | 072 | 019 | 1121        | 000                                      | -----   | -----  | 97,967,479.79    | 50,709,269.22   | -----                           | 47,258,210.57     |
|  | 2020-2025                 |     |     |             |  | 45,234,861.28   | -----  | -----            | 38,703,724.08   | -----                           | 6,531,137.20      |
|  | 2023-2024                 |     |     |             |  | -----   | 133,250,000.00   | -----            | -----   | -----                           | 133,250,000.00    |
|  | 2022-2023                 |     |     |             |  | 125,250,000.00  | -----  | -2,300,000.00    | 6,765,866.50  | -----                           | 116,184,133.50    |
|  | 2018-2023                 |     |     |             |  | -----   | -----  | -----            | -14,851.44  | -----                           | 14,851.44         |
|  | 2021-2022                 |     |     |             |  | 97,967,479.79   | -----  | -97,967,479.79   | -----   | -----                           | -----             |
|  | 2017-2022                 |     |     |             |  | 60,115.33   | -----  | 3,480,154.95     | 1,326,064.99  | -----                           | 2,214,205.29      |
|  | 2020-2021                 |     |     |             |  | -----   | -----  | -----            | -262.46   | -----                           | 262.46            |
|  | 2016-2021                 |     |     |             |  | 1,454,662.76  | -----  | -----            | 374,413.02  | -----                           | 1,080,249.74      |
|  | 2019-2020                 |     |     |             |  | 9,360,191.37  | -----  | -----            | 6,206,283.59  | -----                           | 3,153,907.78      |
|  | 2015-2020                 |     |     |             |  | 1,063,300.33  | -----  | -----            | 464,394.62  | -----                           | 598,905.71        |
|  | 2018-2019                 |     |     |             |  | 3,389,480.00  | -----  | -----            | 1,208,305.09  | -----                           | 2,181,174.91      |
|  | 2017-2018                 |     |     |             |  | 5,411,576.48  | -----  | -3,908,401.15    | 1,503,175.33  | -----                           | -----             |
|  | 2013-2018                 |     |     |             |  | 516,157.00  | -----  | -516,157.00      | -----   | -----                           | -----             |
|  | Subtotal                  |     | 019 | 1121        | 000                                      | 893,132,773.69  | 355,700,000.00   | 0.00             | 272,694,290.51  | 5,044,540.71                    | 971,093,942.47    |

Footnotes at End of Chapter

## Appropriations, Outlays, and Balances - Continued

| Appropriation or Fund Account<br><br>Title  | Account Symbol            |     |     |      | Balances,<br>Beginning of<br>Fiscal Year | Appropriations<br>and Other<br>Obligational<br>Authority <sup>1</sup> | Transfers<br>Borrowings<br>and<br>Investment<br>(Net) <sup>2</sup> | Outlays<br>(Net) | Balances<br>Withdrawn<br>and Other<br>Transactions <sup>3</sup> | Balances, End<br>of Fiscal Year |                  |
|---|---------------------------|-----|-----|------|--|---|--|------------------|---|---------------------------------|------------------|
|   | Period of<br>Availability | ATA | AID | MAIN |  |   |  |                  |   |                                 | SUB              |
| Migration and Refugee Assistance, State<br>Fund Resources:<br>Undisbursed Funds   | 2021-2022                 |     | 019 | 1143 | 000                                      | 12,050,809.88   | -----  | -----            | 9,963,168.56  | -----                           | 2,087,641.32     |
|   | No Year                   |     |     |      |  | 2,217,694,580.43  | 4,447,202,545.00   | -----            | 4,883,014,539.59  | -----                           | 1,781,882,585.84 |
|   | Subtotal                  |     | 019 | 1143 | 000                                      | 2,229,745,390.31  | 4,447,202,545.00   | -----            | 4,892,977,708.15  | -----                           | 1,783,970,227.16 |
| United States Bilateral Science and Technology Agreements, State<br>Fund Resources:<br>Undisbursed Funds                                  | No Year                   |     | 019 | 1151 | 000                                      | 24,278.47   | -----  | -----            | -----   | -----                           | 24,278.47        |
| Andean Counterdrug Programs, State<br>Fund Resources:<br>Undisbursed Funds  | 2008-2010                 |     | 019 | 1154 | 000                                      | 5-----  | -----  | -----            | -----   | -----                           | -----            |
|   | 2007-2009                 |     |     |      |  | 5-----  | -----  | -----            | -----   | -----                           | -----            |
|   | No Year                   |     |     |      |  | 1,848,423.18  | -----  | -----            | 25,897.28   | -----                           | 1,822,525.90     |
| Transfer To:<br>United States Agency for International Development  | No Year                   | 072 | 019 | 1154 | 000                                      | 189,471.45  | -----  | -----            | -----   | -----                           | 189,471.45       |
|   | Subtotal                  |     | 019 | 1154 | 000                                      | 2,037,894.63  | -----  | -----            | 25,897.28   | -----                           | 2,011,997.35     |
| Complex Crises Fund, Funds Appropriated to the President, Agency for<br>International Development<br>Fund Resources:<br>Undisbursed Funds | No Year                   |     | 072 | 1015 | 000                                      | 111,979,596.93  | 60,000,000.00  | -----            | 60,161,680.31   | -----                           | 111,817,916.62   |
| Transfer To:<br>State   | No Year                   | 019 | 072 | 1015 | 000                                      | 3,730.00  | -----  | -----            | -----   | -----                           | 3,730.00         |
|   | Subtotal                  |     | 072 | 1015 | 000                                      | 111,983,326.93  | 60,000,000.00  | -----            | 60,161,680.31   | -----                           | 111,821,646.62   |
| <b>Special Fund Accounts</b>  |                           |     |     |      |  |   |  |                  |   |                                 |                  |
| Fisherman's Protective Fund, Special Account, State<br>Fund Resources:<br>Undisbursed Funds   | No Year                   |     | 019 | 5116 | 000                                      | 630,948.81  | -----  | -----            | -----   | -----                           | 630,948.81       |
| Fishermen's Guaranty Fund, State<br>Fund Resources:<br>Undisbursed Funds  | No Year                   |     | 019 | 5121 | 000                                      | 2,747,861.55  | -----  | -----            | -----   | -----                           | 2,747,861.55     |
| International Center, Washington, D. C., State<br>Fund Resources:<br>Undisbursed Funds  | No Year                   |     | 019 | 5151 | 000                                      | 7,491,048.59  | 7,294,694.83   | -309,347.57      | 4,233,212.47  | -----                           | 10,243,183.38    |
| Unrealized Discount on Investments  |                           |     |     |      |  | -309,347.57   | -----  | -329,144.59      | -----   | -----                           | -638,492.16      |
| Investments in US Treasury Securities   |                           |     |     |      |  | 12,309,347.57   | -----  | 638,492.16       | -----   | -----                           | 12,947,839.73    |
|   | Subtotal                  |     | 019 | 5151 | 000                                      | 19,491,048.59   | 7,294,694.83   | -----            | 4,233,212.47  | -----                           | 22,552,530.95    |
| International Litigation Fund, State<br>Fund Resources:<br>Undisbursed Funds  | No Year                   |     | 019 | 5177 | 000                                      | 20,275,221.33   | 3,119,331.00   | -----            | 2,180,185.14  | -----                           | 21,214,367.19    |
| <b>Trust Fund Accounts</b>  |                           |     |     |      |  |   |  |                  |   |                                 |                  |

Footnotes at End of Chapter

Appropriations, Outlays, and Balances - Continued

| Appropriation or Fund Account<br><br>Title   | Account Symbol            |     |          |             | Balances,<br>Beginning of<br>Fiscal Year | Appropriations<br>and Other<br>Obligational<br>Authority <sup>1</sup> | Transfers<br>Borrowings<br>and<br>Investment<br>(Net) <sup>2</sup> | Outlays<br>(Net)  | Balances<br>Withdrawn<br>and Other<br>Transactions <sup>3</sup> | Balances, End<br>of Fiscal Year |
|--|---------------------------|-----|----------|-------------|--|---|--|-------------------|---|---------------------------------|
|  | Period of<br>Availability | ATA | AID      | MAIN<br>SUB |  |   |  |                   |   |                                 |
| American Studies Endowment Fund, State<br>Fund Resources:<br>Undisbursed Funds                       | No Year                   |     | 019 8166 | 000         | 42,710.83                                | -----   | -----  | -----             | -----   | 42,710.83                       |
| Israeli Arab Scholarship Program, State<br>Fund Resources:<br>Undisbursed Funds                      | No Year                   |     | 019 8271 | 000         | 701,010.58                               | 91,703.76   | 267,812.50   | 189,415.00        | -----   | 871,111.84                      |
| Unrealized Discount on Investments   |                           |     |          |             | -42,921.72                               | -----   | -267,812.50  | -----             | -----   | -310,734.22                     |
| Investments in US Treasury Securities  |                           |     |          |             | 4,978,500.00                             | -----   | -----  | -----             | -----   | 4,978,500.00                    |
| Subtotal   |                           |     | 019 8271 | 000         | 5,636,588.86                             | 91,703.76   | -----  | 189,415.00        | -----   | 5,538,877.62                    |
| Eastern Europe Student Exchange Endowment Fund, State<br>Fund Resources:<br>Undisbursed Funds        | No Year                   |     | 019 8272 | 000         | 129,199.03                               | -----   | -----  | -----             | -----   | 129,199.03                      |
| Center for Middle Eastern-Western Dialogue Trust Fund, State<br>Fund Resources:<br>Undisbursed Funds | No Year                   |     | 019 8813 | 000         | 2,290,028.78                             | 155,247.80  | 952,606.16   | 843,915.00        | -----   | 2,553,967.74                    |
| Unrealized Discount on Investments   |                           |     |          |             | -84,612.15                               | -----   | -231,180.87  | -----             | -----   | -315,793.02                     |
| Investments in US Treasury Securities  |                           |     |          |             | 10,119,898.90                            | -----   | -721,425.29  | -----             | -----   | 9,398,473.61                    |
| Subtotal   |                           |     | 019 8813 | 000         | 12,325,315.53                            | 155,247.80  | -----  | 843,915.00        | -----   | 11,636,648.33                   |
| Eisenhower Exchange Fellowship Program Trust Fund<br>Fund Resources:<br>Undisbursed Funds            | No Year                   |     | 570 8276 | 000         | 3,894,877.63                             | 133,411.99  | -3,816,557.89  | 1,139.00          | -----   | 210,592.73                      |
| Unrealized Discount on Investments   |                           |     |          |             | -22,789.89                               | -----   | -71,696.74   | -----             | -----   | -94,486.63                      |
| Investments in US Treasury Securities  |                           |     |          |             | 4,083,800.00                             | -----   | 3,888,254.63   | -----             | -----   | 7,972,054.63                    |
| Subtotal   |                           |     | 570 8276 | 000         | 7,955,887.74                             | 133,411.99  | 0.00   | 1,139.00          | -----   | 8,088,160.73                    |
| Total, Other   |                           |     |          |             | 28,008,202,528.05                        | 17,561,646,934.38   | 2,200,393,763.73   | 16,239,021,786.19 | 118,110,654.85  | 31,413,110,785.12               |
| <b>Deductions for Offsetting Receipts</b>  |                           |     |          |             |  |   |  |                   |   |                                 |
| Proprietary Receipts from the Public   |                           |     |          |             | -----                                    | -5,513,915,632.62   | -----  | -5,516,511,680.48 | -----   | -----                           |
| Intrabudgetary Receipts Deducted by Agency   |                           |     |          |             | -----                                    | -458,079,593.97   | -----  | -458,079,593.97   | -----   | -----                           |
| Total, Offsetting Receipts   |                           |     |          |             | -----                                    | -5,971,995,226.59   | -----  | -5,974,591,274.45 | -----   | -----                           |
| Total, Department of State   |                           |     |          |             | 81,025,428,224.79                        | 35,281,781,868.12   | 3,042,321,763.73   | 32,996,857,630.65 | 298,483,004.62  | 86,051,595,173.51               |
| <b>Memorandum</b>  |                           |     |          |             |  |   |  |                   |   |                                 |
| <b>Financing Accounts</b>  |                           |     |          |             |  |   |  |                   |   |                                 |
| <b>Public Enterprise Funds</b>   |                           |     |          |             |  |   |  |                   |   |                                 |
| Repatriation Loans, Financing Account, State<br>Fund Resources:<br>Undisbursed Funds                 | No Year                   |     | 019 4107 | 000         | 5,848,680.89                             | -----   | 2,441,046.00   | 1,458,798.82      | -----   | 6,830,928.07                    |
| Authority to Borrow from the Treasury  |                           |     |          |             | -----                                    | 2,453,046.00  | -2,453,046.00  | -----             | -----   | -----                           |
| Subtotal   |                           |     | 019 4107 | 000         | 5,848,680.89                             | 2,453,046.00  | -12,000.00   | 1,458,798.82      | -----   | 6,830,928.07                    |

Footnotes at End of Chapter

## Appropriations, Outlays, and Balances - Continued

| Appropriation or Fund Account | Account Symbol            |     |     |      |     | Balances,<br>Beginning of<br>Fiscal Year | Appropriations<br>and Other<br>Obligational<br>Authority <sup>1</sup> | Transfers<br>Borrowings<br>and<br>Investment<br>(Net) <sup>2</sup> | Outlays<br>(Net) | Balances<br>Withdrawn<br>and Other<br>Transactions <sup>3</sup> | Balances, End<br>of Fiscal Year |
|-------------------------------|---------------------------|-----|-----|------|-----|--|---|--|------------------|---|---------------------------------|
| Title                         | Period of<br>Availability | ATA | AID | MAIN | SUB |  |   |  |                  |   |                                 |
| Total, Financing Accounts     |                           |     |     |      |     | 5,848,680.89                             | 2,453,046.00  | -12,000.00   | 1,458,798.82     | -----   | 6,830,928.07                    |

Footnotes at End of Chapter

---

**Footnotes**

---

- 1 The amounts in this column, unless otherwise footnoted, represent appropriations, increases and rescissions in borrowing authority or new contract authority. Appropriation accounts with appropriation transfer activity are presented in Table 1 (Appropriations and Appropriation Transfers) at the end of this chapter.
- 2 The amounts in this column, unless otherwise footnoted, represent transfers - other than appropriation transfers, borrowings (gross), investments (net), unrealized discounts or funds held outside the Treasury.
- 3 The amounts in this column, unless otherwise footnoted, represent obligated balances canceled for fiscal year 2018 pursuant to 31 U.S.C. 1553 and adjustments to borrowing and contract authority.
- 4 Represents capital transfer to miscellaneous receipts.
- 5 The opening balance(s) of the following account(s) have been adjusted during the current fiscal year and do not agree with last year's closing balance(s):

| <u>Account Symbol:(ATA, AID, POA, MAIN, SUB)</u> | <u>Adjustment</u> |
|--|-------------------|
| 019 X 4519 001 - Undi sbursed Funds              | -\$796.00         |
| 019 2008-2010 1154 000 - Undi sbursed Funds      | \$145,107.74      |
| 019 2007-2009 1154 000 - Undi sbursed Funds      | \$7,138,845.59    |
| 019 X 1154 000 - Undi sbursed Funds              | -\$18,588.18      |

- 6 Subject to disposition by the administrative agency.

## Appropriations, Outlays, and Balances - Continued

### Footnotes

Table 1 - Appropriations and Appropriation Transfers - Department of State

| AID | ATA | Period of Availability | MAIN | Net Appropriations and Appropriation Transfers | Appropriation Amount | Net Appropriation Transfers | AID Involved | ATA Involved | Period of Availability Involved | MAIN Involved | Amount From or To (-) |
|-----|-----|------------------------|------|--|----------------------|-----------------------------|--------------|--------------|---------------------------------|---------------|-----------------------|
| 011 |     | X                      | 0040 | 0.00   | 100,000.00           | -100,000.00                 | 011          | 019          | X                               | 0040          | -100,000.00           |
| 011 |     | 2324                   | 1022 | 0.00   | 1,766,000,000.00     | -1,766,000,000.00           | 011          | 019          | 2324                            | 1022          | -1,766,000,000.00     |
| 019 | 011 | 2327                   | 1031 | 4,635,795.00                                   | 0.00                 | 4,635,795.00                | 019          |              | 2327                            | 1031          | 4,635,795.00          |
| 019 |     | X                      | 0113 | 3,813,707,000.00                               | 0.00                 | 3,813,707,000.00            | 019          |              | 23                              | 0113          | 3,813,707,000.00      |
| 019 |     | 23                     | 0113 | 5,421,452,000.00                               | 9,463,159,000.00     | -4,041,707,000.00           | 019          |              | X                               | 0113          | -3,813,707,000.00     |
|     |     |                        |      |  |                      |                             | 019          |              | 2324                            | 0113          | -228,000,000.00       |
| 019 |     | 2324                   | 0113 | 365,054,000.00                                 | 147,054,000.00       | 218,000,000.00              | 019          |              | 23                              | 0113          | 228,000,000.00        |
|     |     |                        |      |  |                      |                             | 019          |              | X                               | 0120          | -10,000,000.00        |
| 019 |     | 2327                   | 0113 | 15,800,000.00                                  | 0.00                 | 15,800,000.00               | 019          |              | 2327                            | 1159          | 15,800,000.00         |
| 019 |     | X                      | 0120 | 399,000,000.00                                 | 389,000,000.00       | 10,000,000.00               | 019          |              | 2324                            | 0113          | 10,000,000.00         |
| 019 |     | X                      | 0522 | 7,885,000.00                                   | 8,885,000.00         | -1,000,000.00               | 019          |              | 23                              | 0601          | -1,000,000.00         |
| 019 |     | 23                     | 0529 | 95,500,000.00                                  | 98,500,000.00        | -3,000,000.00               | 019          |              | 2324                            | 0529          | -3,000,000.00         |
| 019 |     | 2324                   | 0529 | 43,700,000.00                                  | 40,700,000.00        | 3,000,000.00                | 019          |              | 23                              | 0529          | 3,000,000.00          |
| 019 |     | 2327                   | 0529 | 500,000.00                                     | 0.00                 | 500,000.00                  | 019          |              | 2327                            | 1159          | 500,000.00            |
| 019 |     | 23                     | 0601 | 1,000,000.00                                   | 0.00                 | 1,000,000.00                | 019          |              | X                               | 0522          | 1,000,000.00          |
| 019 |     | 2324                   | 1031 | 1,900,000.00                                   | 4,165,950,000.00     | -4,164,050,000.00           | 019          |              | 23                              | 1005          | 1,900,000.00          |
|     |     |                        |      |  |                      |                             | 019          | 072          | 2324                            | 1031          | -4,165,950,000.00     |
| 019 |     | 2327                   | 1031 | 5,217,396,747.00                               | 6,395,000,000.00     | -1,177,603,253.00           | 019          | 011          | 2327                            | 1031          | -4,635,795.00         |
|     |     |                        |      |  |                      |                             | 019          | 072          | 2327                            | 1031          | -568,133,771.00       |
|     |     |                        |      |  |                      |                             | 019          | 075          | 2327                            | 1031          | -604,833,687.00       |
| 019 |     | 23                     | 1069 | 54,735,000.00                                  | 57,935,000.00        | -3,200,000.00               | 019          |              | 2324                            | 1069          | -3,200,000.00         |
| 019 |     | 2324                   | 1069 | 3,200,000.00                                   | 0.00                 | 3,200,000.00                | 019          |              | 23                              | 1069          | 3,200,000.00          |
| 019 |     | 23                     | 1082 | 15,504,000.00                                  | 16,204,000.00        | -700,000.00                 | 019          |              | 2324                            | 1082          | -700,000.00           |
| 019 |     | 2324                   | 1082 | 700,000.00                                     | 0.00                 | 700,000.00                  | 019          |              | 23                              | 1082          | 700,000.00            |
| 019 |     | 2324                   | 1121 | 222,450,000.00                                 | 355,700,000.00       | -133,250,000.00             | 019          | 072          | 2324                            | 1121          | -133,250,000.00       |
| 019 |     | 23                     | 1126 | 1,401,500,000.00                               | 1,438,000,000.00     | -36,500,000.00              | 019          |              | 2324                            | 1126          | -36,500,000.00        |
| 019 |     | 2324                   | 1126 | 36,500,000.00                                  | 0.00                 | 36,500,000.00               | 019          |              | 23                              | 1126          | 36,500,000.00         |
| 019 |     | 2327                   | 1159 | 0.00   | 100,000,000.00       | -100,000,000.00             | 011          |              | 2327                            | 1075          | -17,000,000.00        |
|     |     |                        |      |  |                      |                             | 019          |              | 2327                            | 0113          | -15,800,000.00        |
|     |     |                        |      |  |                      |                             | 019          |              | 2327                            | 0529          | -500,000.00           |
|     |     |                        |      |  |                      |                             | 072          |              | 2327                            | 1037          | -66,700,000.00        |
| 011 | 019 | X                      | 0040 | 100,000.00                                     | 0.00                 | 100,000.00                  | 011          |              | X                               | 0040          | 100,000.00            |

**Footnotes**

Table 1 - Appropriations and Appropriation Transfers - Department of State

| AID   | ATA | Period of Availability | MAIN | Net Appropriations and Appropriation Transfers | Appropriation Amount | Net Appropriation Transfers | AID Involved | ATA Involved | Period of Availability Involved | MAIN Involved | Amount From or To (-) |
|-------|-----|------------------------|------|--|----------------------|-----------------------------|--------------|--------------|---------------------------------|---------------|-----------------------|
| 011   | 019 | 2324                   | 1022 | 1,766,000,000.00                               | 0.00                 | 1,766,000,000.00            | 011          |              | 2324                            | 1022          | 1,766,000,000.00      |
| 019   | 072 | 2324                   | 1031 | 4,165,950,000.00                               | 0.00                 | 4,165,950,000.00            | 019          |              | 2324                            | 1031          | 4,165,950,000.00      |
| 019   | 072 | 2327                   | 1031 | 568,133,771.00                                 | 0.00                 | 568,133,771.00              | 019          |              | 2327                            | 1031          | 568,133,771.00        |
| 019   | 072 | 2324                   | 1121 | 133,250,000.00                                 | 0.00                 | 133,250,000.00              | 019          |              | 2324                            | 1121          | 133,250,000.00        |
| 019   | 075 | 2327                   | 1031 | 604,833,687.00                                 | 0.00                 | 604,833,687.00              | 019          |              | 2327                            | 1031          | 604,833,687.00        |
| Total |     |                        |      | 24,360,387,000.00                              | 24,442,187,000.00    | -81,800,000.00              |              |              |                                 |               | -81,800,000.00        |



**This Page Left Blank Intentionally**

---

Appropriations, Outlays, and Balances - Continued

| Appropriation or Fund Account<br><br>Title   | Account Symbol            |     |     |      | Balances,<br>Beginning of<br>Fiscal Year | Appropriations<br>and Other<br>Obligational<br>Authority <sup>1</sup> | Transfers<br>Borrowings<br>and<br>Investment<br>(Net) <sup>2</sup> | Outlays<br>(Net) | Balances<br>Withdrawn<br>and Other<br>Transactions <sup>3</sup> | Balances, End<br>of Fiscal Year |                |
|--|---------------------------|-----|-----|------|--|---|--|------------------|---|---------------------------------|----------------|
|  | Period of<br>Availability | ATA | AID | MAIN |  |   |  |                  |   |                                 | SUB            |
| <p><b>Department of Transportation</b><br/> <b>Office of the Secretary</b><br/> <b>General Fund Accounts</b></p>         |                           |     |     |      |  |   |  |                  |   |                                 |                |
| <p>Salaries and Expenses, Office of the Secretary, Transportation<br/> Fund Resources:</p>                               |                           |     |     |      |  |   |  |                  |   |                                 |                |
| Undisbursed Funds  | 2023                      |     | 069 | 0102 | 000                                      | -----   | 171,014,000.00   | -----            | 132,740,894.49  | -----                           | 38,273,105.51  |
|  | 2021-2023                 |     |     |      |  | 951,507.56  | -----  | -----            | 730,116.36  | -----                           | 221,391.20     |
|  | 2022                      |     |     |      |  | 24,534,309.58   | -----  | -----            | 17,097,246.35   | -----                           | 7,437,063.23   |
|  | 2021-2022                 |     |     |      |  | 1,450,000.00  | -----  | -----            | 1,399,995.25  | -----                           | 50,004.75      |
|  | 2021                      |     |     |      |  | 8,415,833.05  | -----  | -----            | 413,498.10  | -----                           | 8,002,334.95   |
|  | 2020                      |     |     |      |  | 2,441,597.67  | -----  | -----            | -12,739.90  | -----                           | 2,454,337.57   |
|  | 2019                      |     |     |      |  | 1,880,319.46  | -----  | -----            | -98,931.52  | -----                           | 1,979,250.98   |
|  | 2018                      |     |     |      |  | 1,976,258.58  | -----  | -----            | -155,037.89   | 2,131,296.47                    | -----          |
|  | No Year                   |     |     |      |  | 72,109,289.35   | -87.72   | -----            | -5,809,307.55   | -----                           | 77,918,509.18  |
|  | Subtotal                  |     | 069 | 0102 | 000                                      | 113,759,115.25  | 171,013,912.28   | -----            | 146,305,733.69  | 2,131,296.47                    | 136,335,997.37 |
| <p>Aviation Manufacturing Payroll Support Program, Office of the<br/> Secretary, Transportation<br/> Fund Resources:</p> |                           |     |     |      |  |   |  |                  |   |                                 |                |
| Undisbursed Funds  | 2021-2023                 |     | 069 | 0110 | 000                                      | 2,510,267,198.06  | -2,309,829,475.02  | -----            | 191,083,230.35  | -----                           | 9,354,492.69   |
| <p>Financial Management Capital, Office of the Secretary, Transportation<br/> Fund Resources:</p>                        |                           |     |     |      |  |   |  |                  |   |                                 |                |
| Undisbursed Funds  | 2023-2024                 |     | 069 | 0116 | 000                                      | -----   | 5,000,000.00   | -----            | 1,812,856.00  | -----                           | 3,187,144.00   |
|  | 2022-2023                 |     |     |      |  | 4,602,174.00  | -----  | -----            | 2,480,491.60  | -----                           | 2,121,682.40   |
|  | 2021-2022                 |     |     |      |  | 1,079,829.00  | -----  | -----            | 1,017,425.00  | -----                           | 62,404.00      |
|  | 2020-2021                 |     |     |      |  | 12.80   | -----  | -----            | -----   | -----                           | 12.80          |
|  | 2018-2020                 |     |     |      |  | 31,386.88   | -----  | -----            | -----   | -----                           | 31,386.88      |
|  | No Year                   |     |     |      |  | 1,226,414.33  | -----  | -----            | -----   | -----                           | 1,226,414.33   |
|  | Subtotal                  |     | 069 | 0116 | 000                                      | 6,939,817.01  | 5,000,000.00   | -----            | 5,310,772.60  | -----                           | 6,629,044.41   |
| <p>Office of Civil Rights, Office of the Secretary, Transportation<br/> Fund Resources:</p>                              |                           |     |     |      |  |   |  |                  |   |                                 |                |
| Undisbursed Funds  | 2023                      |     | 069 | 0118 | 000                                      | -----   | 14,800,000.00  | -----            | 9,958,454.08  | -----                           | 4,841,545.92   |
|  | 2022                      |     |     |      |  | 4,483,467.18  | -----  | -----            | 3,816,006.43  | -----                           | 667,460.75     |
|  | 2021                      |     |     |      |  | 867,729.33  | -----  | -----            | 258,056.18  | -----                           | 609,673.15     |
|  | 2020                      |     |     |      |  | 586,832.57  | -----  | -----            | 12,631.65   | -----                           | 574,200.92     |
|  | 2019                      |     |     |      |  | 489,441.40  | -----  | -----            | 4,768.03  | -----                           | 484,673.37     |
|  | 2018                      |     |     |      |  | 561,373.94  | -----  | -----            | -53,975.31  | 615,349.25                      | -----          |
|  | Subtotal                  |     | 069 | 0118 | 000                                      | 6,988,844.42  | 14,800,000.00  | -----            | 13,995,941.06   | 615,349.25                      | 7,177,554.11   |
| <p>Small and Disadvantaged Business Utilization and Outreach, Office of</p>  |                           |     |     |      |  |   |  |                  |   |                                 |                |

Footnotes at End of Chapter

## Appropriations, Outlays, and Balances - Continued

| Appropriation or Fund Account<br><br>Title   | Account Symbol            |     |     |      |     | Balances,<br>Beginning of<br>Fiscal Year | Appropriations<br>and Other<br>Obligational<br>Authority <sup>1</sup> | Transfers<br>Borrowings<br>and<br>Investment<br>(Net) <sup>2</sup> | Outlays<br>(Net) | Balances<br>Withdrawn<br>and Other<br>Transactions <sup>3</sup> | Balances, End<br>of Fiscal Year |
|--|---------------------------|-----|-----|------|-----|--|---|--|------------------|---|---------------------------------|
|  | Period of<br>Availability | ATA | AID | MAIN | SUB |  |   |  |                  |   |                                 |
| the Secretary, Transportation<br>Fund Resources:<br>Undisbursed Funds  | 2023-2024                 |     | 069 | 0119 | 000 | -----                                    | 5,132,000.00  | -----  | 1,188,200.96     | -----   | 3,943,799.04                    |
|  | 2022-2023                 |     |     |      |     | 3,616,907.13                             | -----   | -----  | 3,284,547.88     | -----   | 332,359.25                      |
|  | 2021-2022                 |     |     |      |     | 627,565.68                               | -----   | -----  | 384,028.93       | -----   | 243,536.75                      |
|  | 2020-2021                 |     |     |      |     | 237,299.18                               | -----   | -----  | -15,442.84       | -----   | 252,742.02                      |
|  | 2019-2020                 |     |     |      |     | 69,401.90                                | -----   | -----  | -----            | -----   | 69,401.90                       |
|  | 2018-2019                 |     |     |      |     | 72,803.10                                | -----   | -----  | -79,001.46       | -----   | 151,804.56                      |
|  | 2017-2018                 |     |     |      |     | 62,063.33                                | -----   | -----  | -----            | 62,063.33   | -----                           |
|  | No Year                   |     |     |      |     | 3,061,495.21                             | -----   | -----  | 264,562.31       | -----   | 2,796,932.90                    |
|  | Subtotal                  |     | 069 | 0119 | 000 | 7,747,535.53                             | 5,132,000.00  | -----  | 5,026,895.78     | 62,063.33   | 7,790,576.42                    |
| Transportation Planning, Research, and Development, Office of the<br>Secretary, Transportation<br>Fund Resources:<br>Undisbursed Funds | 2023-2024                 |     | 069 | 0142 | 000 | -----                                    | 1,500,000.00  | -----  | -----            | -----   | 1,500,000.00                    |
|  | 2022-2023                 |     |     |      |     | -----                                    | -----   | 2,500,000.00   | -----            | -----   | 2,500,000.00                    |
|  | 2014-2019                 |     |     |      |     | 111,195.20                               | -----   | -----  | -----            | -----   | 111,195.20                      |
|  | 2013-2018                 |     |     |      |     | 98,352.21                                | -----   | -----  | -----            | 98,352.21   | -----                           |
|  | No Year                   |     |     |      |     | 37,687,506.07                            | 23,629,000.00   | -7,066,000.00  | 2,116,619.23     | -----   | 52,133,886.84                   |
| Transfer To:   |                           |     |     |      |     |  |   |  |                  |   |                                 |
| Transportation Planning, Research, and Development, Federal<br>Highway Administration, Transportation                                  | No Year                   | 069 | 069 | 0142 | 005 | -----                                    | 10,665,000.00   | 1,000,000.00   | -----            | -----   | 11,665,000.00                   |
| Transportation Planning, Research, and Development, Federal<br>Railroad Administration, Transportation                                 | No Year                   | 069 | 069 | 0142 | 007 | -----                                    | -----   | 750,000.00   | -----            | -----   | 750,000.00                      |
| Transportation Planning, Research, and Development, Federal<br>Transit Administration, Transportation                                  | No Year                   | 069 | 069 | 0142 | 011 | -----                                    | -----   | 5,316,000.00   | 272,520.49       | -----   | 5,043,479.51                    |
| Transportation Planning, Research and Development, Federal<br>Aviation Administration, Transportation                                  | No Year                   | 069 | 069 | 0142 | 013 | -----                                    | 2,249,000.00  | -----  | -----            | -----   | 2,249,000.00                    |
|  | Subtotal                  |     | 069 | 0142 | 000 | 37,897,053.48                            | 38,043,000.00   | 2,500,000.00   | 2,389,139.72     | 98,352.21   | 75,952,561.55                   |
| National Infrastructure Investments, Office of the Secretary,<br>Transportation<br>Fund Resources:<br>Undisbursed Funds                | 2023-2027                 |     | 069 | 0143 | 000 | -----                                    | 1,470,000,000.00  | -----  | -----            | -----   | 1,470,000,000.00                |
|  | 2022-2026                 |     |     |      |     | 1,470,000,000.00                         | -----   | -1,470,000,000.00  | -----            | -----   | -----                           |
|  | 2023-2024                 |     |     |      |     | -----                                    | 53,939,902.58   | -----  | -----            | -----   | 53,939,902.58                   |
|  | 2021-2024                 |     |     |      |     | 12,910,100.00                            | -----   | 19,229,167.00  | 523,714.44       | -----   | 31,615,552.56                   |
|  | 2022-2023                 |     |     |      |     | 53,939,902.58                            | -53,939,902.58  | -----  | -----            | -----   | -----                           |
|  | 2020-2022                 |     |     |      |     | 2,683,231.95                             | -----   | -----  | 2,082,225.90     | -----   | 601,006.05                      |
|  | 2019-2021                 |     |     |      |     | 357,105.71                               | -----   | -----  | -261,250.96      | -----   | 618,356.67                      |
|  | 2018-2020                 |     |     |      |     | 21,714,181.92                            | -----   | -----  | -----            | -----   | 21,714,181.92                   |
|  | 2017-2020                 |     |     |      |     | 5,812,694.20                             | -----   | -----  | -242,827.13      | -----   | 6,055,521.33                    |

Footnotes at End of Chapter

Appropriations, Outlays, and Balances - Continued

| Appropriation or Fund Account<br><br>Title  | Account Symbol            |     |     |      | Balances,<br>Beginning of<br>Fiscal Year | Appropriations<br>and Other<br>Obligational<br>Authority <sup>1</sup> | Transfers<br>Borrowings<br>and<br>Investment<br>(Net) <sup>2</sup> | Outlays<br>(Net) | Balances<br>Withdrawn<br>and Other<br>Transactions <sup>3</sup> | Balances, End<br>of Fiscal Year |
|---|---------------------------|-----|-----|------|--|---|--|------------------|---|---------------------------------|
|   | Period of<br>Availability | ATA | AID | MAIN |  |   |  |                  |   |                                 |
|   | 2016-2019                 |     |     |      | 1,550,328.48                             | -----   | -----  | -12,525.52       | -----   | 1,562,854.00                    |
|   | 2015-2017                 |     |     |      | 8,620,806.79                             | -----   | 8,508,019.14   | -----            | 17,128,825.93   | -----                           |
|   | No Year                   |     |     |      | 1,755,000,000.00                         | 1,764,000,000.00  | -1,755,000,000.00  | -----            | -----   | 1,764,000,000.00                |
| Transfer To:  |                           |     |     |      |  |   |  |                  |   |                                 |
| National Infrastructure Investments, Federal Highway<br>Administration, Transportation  | 2022-2026                 | 069 | 069 | 0143 | 005                                      | -----   | -----  | 1,018,899,540.00 | -----   | 1,018,899,540.00                |
|   | 2021-2024                 |     |     |      | 653,409,225.00                           | -----   | -19,229,167.00   | 9,487,635.24     | -----   | 624,692,422.76                  |
|   | 2021-2022                 |     |     |      | 265,490,889.52                           | -----   | -----  | 54,602,188.80    | -----   | 210,888,700.72                  |
|   | 2020-2022                 |     |     |      | 671,379,584.05                           | -----   | -----  | 261,619,038.15   | -----   | 409,760,545.90                  |
|   | 2019-2021                 |     |     |      | 188,460,147.86                           | -----   | -----  | 97,018,226.94    | -----   | 91,441,920.92                   |
|   | 2018-2020                 |     |     |      | 289,661,382.37                           | -----   | -----  | 156,629,979.46   | -----   | 133,031,402.91                  |
|   | 2017-2020                 |     |     |      | 102,724,399.35                           | -----   | -----  | 44,011,523.90    | -----   | 58,712,875.45                   |
|   | 2016-2019                 |     |     |      | 16,534,647.42                            | -----   | -----  | 6,599,655.94     | -----   | 9,934,991.48                    |
|   | 2015-2017                 |     |     |      | 11,856,068.34                            | -----   | -4,297,024.70  | 7,559,043.64     | -----   | -----                           |
|   | 2013-2014                 |     |     |      | 1,454,454.67                             | -----   | -----  | 541,132.91       | -----   | * 913,321.76                    |
|   | No Year                   |     |     |      | -----                                    | -----   | 1,390,857,466.00   | 240,525.26       | -----   | 1,390,616,940.74                |
| National Infrastructure Investments, Federal Railroad<br>Administration, Transportation | 2022-2026                 | 069 | 069 | 0143 | 007                                      | -----   | -----  | 94,734,138.00    | -----   | 94,734,138.00                   |
|   | 2021-2024                 |     |     |      | 71,424,281.00                            | -----   | -----  | 270,481.31       | -----   | 71,153,799.69                   |
|   | 2021-2022                 |     |     |      | 16,157,375.00                            | -----   | -----  | -----            | -----   | 16,157,375.00                   |
|   | 2020-2022                 |     |     |      | 47,000,410.20                            | -----   | -----  | 534,725.22       | -----   | 46,465,684.98                   |
|   | 2019-2021                 |     |     |      | 6,664,417.68                             | -----   | -----  | 5,475,099.34     | -----   | 1,189,318.34                    |
|   | 2018-2020                 |     |     |      | 49,329,352.38                            | -----   | -----  | 7,095,130.41     | -----   | 42,234,221.97                   |
|   | 2017-2020                 |     |     |      | 13,060,197.85                            | -----   | -----  | 7,125,284.23     | -----   | 5,934,913.62                    |
|   | 2016-2019                 |     |     |      | 19,170,300.17                            | -----   | -----  | 9,266,032.82     | -----   | 9,904,267.35                    |
|   | No Year                   |     |     |      | -----                                    | -----   | 145,376,513.00   | -----            | -----   | 145,376,513.00                  |
| National Infrastructure Investments, Federal Transit<br>Administration, Transportation  | 2022-2026                 | 069 | 069 | 0143 | 011                                      | -----   | -----  | 218,269,834.00   | -----   | 218,269,834.00                  |
|   | 2021-2024                 |     |     |      | 184,247,021.00                           | -----   | -----  | 354,215.61       | -----   | 183,892,805.39                  |
|   | 2021-2022                 |     |     |      | 63,188,192.00                            | -----   | -----  | 1,973,333.00     | -----   | 61,214,859.00                   |
|   | 2020-2022                 |     |     |      | 100,956,190.22                           | -----   | -----  | 8,773,522.13     | -----   | 92,182,668.09                   |
|   | 2019-2021                 |     |     |      | 34,576,317.38                            | -----   | -----  | 5,130,480.11     | -----   | 29,445,837.27                   |
|   | 2018-2020                 |     |     |      | 77,260,009.34                            | -----   | -----  | 25,100,760.03    | -----   | 52,159,249.31                   |
|   | 2017-2020                 |     |     |      | 13,381,536.00                            | -----   | -----  | 2,037,204.00     | -----   | 11,344,332.00                   |
|   | 2016-2019                 |     |     |      | 17,856,115.03                            | -----   | -----  | 8,462,939.45     | -----   | 9,393,175.58                    |
|   | 2015-2017                 |     |     |      | 26,869,127.44                            | -----   | -4,210,994.44  | 22,658,133.00    | -----   | -----                           |
|   | No Year                   |     |     |      | -----                                    | -----   | 193,311,021.00   | -----            | -----   | 193,311,021.00                  |
| National Infrastructure Investments, Maritime   | 2022-2026                 | 069 | 069 | 0143 | 017                                      | -----   | -----  | 138,096,488.00   | -----   | 138,096,488.00                  |

Footnotes at End of Chapter

## Appropriations, Outlays, and Balances - Continued

| Appropriation or Fund Account<br><br>Title   | Account Symbol            |     |     |      | Balances,<br>Beginning of<br>Fiscal Year | Appropriations<br>and Other<br>Obligational<br>Authority <sup>1</sup> | Transfers<br>Borrowings<br>and<br>Investment<br>(Net) <sup>2</sup> | Outlays<br>(Net) | Balances<br>Withdrawn<br>and Other<br>Transactions <sup>3</sup> | Balances, End<br>of Fiscal Year |                  |
|--|---------------------------|-----|-----|------|--|---|--|------------------|---|---------------------------------|------------------|
|  | Period of<br>Availability | ATA | AID | MAIN |  |   |  |                  |   |                                 | SUB              |
| Administration, Transportation   | 2021-2024                 |     |     |      | 77,282,473.00                            | -----   | -----  | 827,433.32       | -----   | 76,455,039.68                   |                  |
|  | 2021-2022                 |     |     |      | 10,400,000.00                            | -----   | -----  | -----            | -----   | 10,400,000.00                   |                  |
|  | 2020-2022                 |     |     |      | 62,424,974.70                            | -----   | -----  | 8,999,740.94     | -----   | 53,425,233.76                   |                  |
|  | 2019-2021                 |     |     |      | 89,467,184.48                            | -----   | -----  | 15,268,471.86    | -----   | 74,198,712.62                   |                  |
|  | 2018-2020                 |     |     |      | 173,252,521.47                           | -----   | -----  | 39,269,528.29    | -----   | 133,982,993.18                  |                  |
|  | 2017-2020                 |     |     |      | 7,742,467.25                             | -----   | -----  | 3,468,100.19     | -----   | 4,274,367.06                    |                  |
|  | 2016-2019                 |     |     |      | 18,712,629.34                            | -----   | -----  | 2,191,046.44     | -----   | 16,521,582.90                   |                  |
|  | No Year                   |     |     |      | -----                                    | -----   | 25,455,000.00  | -----            | -----   | 25,455,000.00                   |                  |
|  | Subtotal                  |     | 069 | 0143 | 000                                      | 6,713,982,243.14  | 3,234,000,000.00   | 0.00             | 814,679,948.67  | 17,128,825.93                   | 9,116,173,468.54 |
| New Headquarters Building, Office of the Secretary, Transportation<br>Fund Resources:  |                           |     |     |      |  |   |  |                  |   |                                 |                  |
| Undisbursed Funds  | No Year                   |     | 069 | 0147 | 000                                      | 112,868.89  | -----  | -----            | -----   | -----                           | 112,868.89       |
| General Fund Payment To National Surface Transportation and Innovative<br>Finance Bureau Highway Trust Fund Account, Upward Reestimates, Office<br>of Secretary, Transportation<br>Fund Resources: |                           |     |     |      |  |   |  |                  |   |                                 |                  |
| Undisbursed Funds  | No Year                   |     | 069 | 0149 | 000                                      | -----   | 262,893,074.24   | -----            | 262,893,074.23  | -----                           | 0.01             |
| Minority Business Resource Center Program, Office of the Secretary,<br>Transportation<br>Fund Resources:   |                           |     |     |      |  |   |  |                  |   |                                 |                  |
| Undisbursed Funds  | 2019                      |     | 069 | 0155 | 000                                      | 137,766.22  | -----  | -----            | -----   | -----                           | 137,766.22       |
|  | 2018                      |     |     |      |  | 436,560.86  | -----  | -----            | 437,534.14  | -----                           | -----            |
|  | Subtotal                  |     | 069 | 0155 | 000                                      | 574,327.08  | -----  | -----            | -973.28   | 437,534.14                      | 137,766.22       |
| Cyber Security Initiatives, Office of the Secretary, Transportation<br>Fund Resources:   |                           |     |     |      |  |   |  |                  |   |                                 |                  |
| Undisbursed Funds  | 2023-2024                 |     | 069 | 0159 | 000                                      | -----   | 48,100,000.00  | -----            | 3,164,034.88  | -----                           | 44,935,965.12    |
|  | 2022-2023                 |     |     |      |  | 27,161,860.72   | -----  | -----            | 14,250,907.14   | -----                           | 12,910,953.58    |
|  | 2021-2022                 |     |     |      |  | 11,409,068.68   | -----  | -----            | 10,572,107.76   | -----                           | 836,960.92       |
|  | 2020-2021                 |     |     |      |  | 656,481.63  | -----  | -----            | 538,676.95  | -----                           | 117,804.68       |
|  | 2019-2020                 |     |     |      |  | 154,693.69  | -----  | -----            | -----   | -----                           | 154,693.69       |
|  | 2018-2019                 |     |     |      |  | 19,518.90   | -----  | -----            | -----   | -----                           | 19,518.90        |
|  | 2017-2018                 |     |     |      |  | 142,021.40  | -----  | -----            | -----   | 207,546.77                      | -----            |
|  | Subtotal                  |     | 069 | 0159 | 000                                      | 39,543,645.02   | 48,100,000.00  | -----            | 28,460,201.36   | 207,546.77                      | 58,975,896.89    |
| Thriving Communities, Office of the Secretary, Transportation<br>Fund Resources:   |                           |     |     |      |  |   |  |                  |   |                                 |                  |
| Undisbursed Funds  | 2023-2025                 |     | 069 | 0162 | 000                                      | -----   | 25,000,000.00  | -----            | -----   | -----                           | 25,000,000.00    |
|  | 2022-2024                 |     |     |      |  | 24,624,609.84   | -----  | -----            | 1,175,954.32  | -----                           | 23,448,655.52    |
|  | Subtotal                  |     | 069 | 0162 | 000                                      | 24,624,609.84   | 25,000,000.00  | -----            | 1,175,954.32  | -----                           | 48,448,655.52    |

Footnotes at End of Chapter

Appropriations, Outlays, and Balances - Continued

| Appropriation or Fund Account<br><br>Title   | Account Symbol            |     |     |      | Balances,<br>Beginning of<br>Fiscal Year | Appropriations<br>and Other<br>Obligational<br>Authority <sup>1</sup> | Transfers<br>Borrowings<br>and<br>Investment<br>(Net) <sup>2</sup> | Outlays<br>(Net) | Balances<br>Withdrawn<br>and Other<br>Transactions <sup>3</sup> | Balances, End<br>of Fiscal Year |                |
|--|---------------------------|-----|-----|------|--|---|--|------------------|---|---------------------------------|----------------|
|  | Period of<br>Availability | ATA | AID | MAIN |  |   |  |                  |   |                                 | SUB            |
| National Surface Transportation and Innovative Finance Bureau,<br>Transportation<br>Fund Resources:<br>Undisbursed Funds                                 | No Year                   |     | 069 | 0170 | 000                                      | 15,405,316.68   | 8,850,000.00   | -----            | 4,514,698.97  | -----                           | 19,740,617.71  |
| Research and Technology, Office of the Secretary, Transportation<br>Fund Resources:<br>Undisbursed Funds   | 2023                      |     | 069 | 1730 | 000                                      | -----   | 11,454,000.00  | -----            | 10,253,913.75   | -----                           | 1,200,086.25   |
|  | 2022                      |     |     |      |  | 1,207,772.90  | -----  | -----            | 860,872.14  | -----                           | 346,900.76     |
|  | 2021                      |     |     |      |  | 144,928.89  | -----  | -----            | 6,273.74  | -----                           | 138,655.15     |
|  | 2019-2021                 |     |     |      |  | 63,379.12   | -----  | -----            | -764.80   | -----                           | 64,143.92      |
|  | 2020                      |     |     |      |  | 323,434.36  | -----  | -----            | 2,321.48  | -----                           | 321,112.88     |
|  | 2018-2020                 |     |     |      |  | 266,440.49  | -----  | -----            | -85,473.04  | -----                           | 351,913.53     |
|  | 2019                      |     |     |      |  | 103,973.27  | -----  | -----            | -409.96   | -----                           | 104,383.23     |
|  | 2017-2019                 |     |     |      |  | 3,055,823.48  | -----  | -----            | 5,510.52  | -----                           | 3,050,312.96   |
|  | 2018                      |     |     |      |  | 98,041.78   | -----  | -----            | -----   | 98,041.78                       | -----          |
|  | 2016-2018                 |     |     |      |  | 4,351,720.37  | -----  | -----            | -8,360.70   | 4,360,081.07                    | -----          |
|  | No Year                   |     |     |      |  | 75,932,483.44   | 37,542,000.00  | -----            | 25,632,856.09   | -----                           | 87,841,627.35  |
|  | Subtotal                  |     | 069 | 1730 | 000                                      | 85,547,998.10   | 48,996,000.00  | -----            | 36,666,739.22   | 4,458,122.85                    | 93,419,136.03  |
| Transportation Demonstration Program, Office of the Secretary,<br>Transportation<br>Fund Resources:<br>Undisbursed Funds                                 | No Year                   |     | 069 | 1731 | 000                                      | 100,000,000.00  | -----  | -100,000,000.00  | -----   | -----                           | -----          |
| Transfer To:   |                           |     |     |      |  |   |  |                  |   |                                 |                |
| Transportation Demonstration Program, Federal Aviation<br>Administration, Transportation   | No Year                   | 069 | 069 | 1731 | 013                                      | -----   | -----  | 62,000,000.00    | -----   | -----                           | 62,000,000.00  |
| Transportation Demonstration Program, Maritime<br>Administration, Transportation   | No Year                   | 069 | 069 | 1731 | 017                                      | -----   | -----  | 38,000,000.00    | -----   | -----                           | 38,000,000.00  |
|  | Subtotal                  |     | 069 | 1731 | 000                                      | 100,000,000.00  | -----  | -----            | -----   | -----                           | 100,000,000.00 |
| Operational Support, Office of the Secretary, Transportation<br>Fund Resources:<br>Undisbursed Funds   | No Year                   |     | 069 | 1732 | 000                                      | 84,454,212.45   | 104,256,000.00   | -15,567,458.11   | 12,652,078.41   | -----                           | 160,490,675.93 |
| Transfer To:   |                           |     |     |      |  |   |  |                  |   |                                 |                |
| Operational Support, Federal Highway Administration,<br>Transportation   | No Year                   | 069 | 069 | 1732 | 005                                      | 10,419,080.71   | -----  | 14,791,458.11    | 7,080,270.35  | -----                           | 18,130,268.47  |
| Operational Support, Federal Railroad Administration,<br>Transportation  | No Year                   | 069 | 069 | 1732 | 007                                      | -----   | -----  | 776,000.00       | 739,900.00  | -----                           | 36,100.00      |
|  | Subtotal                  |     | 069 | 1732 | 000                                      | 94,873,293.16   | 104,256,000.00   | -----            | 20,472,248.76   | -----                           | 178,657,044.40 |
| National Culvert Removal, Replacement, and Restoration Grant Program,<br>Office of the Secretary, Transportation<br>Fund Resources:<br>Undisbursed Funds | No Year                   |     | 069 | 1733 | 000                                      | 196,000,000.00  | 196,000,000.00   | -----            | -----   | -----                           | 392,000,000.00 |

Footnotes at End of Chapter

## Appropriations, Outlays, and Balances - Continued

| Appropriation or Fund Account<br><br>Title  | Account Symbol            |     |     |      | Balances,<br>Beginning of<br>Fiscal Year | Appropriations<br>and Other<br>Obligational<br>Authority <sup>1</sup> | Transfers<br>Borrowings<br>and<br>Investment<br>(Net) <sup>2</sup> | Outlays<br>(Net) | Balances<br>Withdrawn<br>and Other<br>Transactions <sup>3</sup> | Balances, End<br>of Fiscal Year |
|---|---------------------------|-----|-----|------|--|---|--|------------------|---|---------------------------------|
|   | Period of<br>Availability | ATA | AID | MAIN |  |   |  |                  |   |                                 |
| Strengthening Mobility and Revolutionizing Transportation Grant Program, Office of the Secretary, Transportation Fund Resources:<br>Undisbursed Funds | No Year                   |     | 069 | 1734 | 000                                      | 98,000,000.00   | 98,000,000.00  | -----            | -----   | 196,000,000.00                  |
| Safe Streets and Roads for All, Office of the Secretary, Transportation Fund Resources:<br>Undisbursed Funds  | No Year                   |     | 069 | 1735 | 000                                      | 980,000,000.00  | 980,000,000.00   | -802,721,018.54  | -----   | 1,157,278,981.46                |
| Transfer To:<br>Safe Streets and Roads for All, Federal Highway Administration, Transportation  | No Year                   | 069 | 069 | 1735 | 005                                      | -----   | -----  | 802,721,018.54   | 17,605.27   | 802,703,413.27                  |
| Subtotal  |                           |     | 069 | 1735 | 000                                      | 980,000,000.00  | 980,000,000.00   | -----            | 17,605.27   | 1,959,982,394.73                |
| Asset Concessions and Innovative Finance Assistance, Office of the Secretary, Transportation Fund Resources:<br>Undisbursed Funds                     | No Year                   |     | 069 | 1736 | 000                                      | 20,000,000.00   | 18,860,000.00  | -----            | -----   | 38,860,000.00                   |
| <b>Special Fund Accounts</b>  |                           |     |     |      |  |   |  |                  |   |                                 |
| Essential Air Service and Rural Airport Improvement Fund, Office of the Secretary, Transportation Fund Resources:<br>Undisbursed Funds                | 2021                      |     | 069 | 5423 | 000                                      | 38,140.00   | -----  | -----            | -----   | 38,140.00                       |
|   | No Year                   |     |     |      |  | 76,243,054.90   | 138,546,632.79   | -----            | 75,247,285.51   | 139,542,402.18                  |
| Subtotal  |                           |     | 069 | 5423 | 000                                      | 76,281,194.90   | 138,546,632.79   | -----            | 75,247,285.51   | 139,580,542.18                  |
| <b>Intragovernmental Funds</b>  |                           |     |     |      |  |   |  |                  |   |                                 |
| Working Capital Fund, Transportation Fund Resources:<br>Undisbursed Funds   | No Year                   |     | 069 | 4520 | 000                                      | 230,989,662.01  | -----  | -----            | -9,247,263.99   | 240,236,926.00                  |
| Working Capital Fund, Transportation Systems Center, Transportation Fund Resources:<br>Undisbursed Funds  | No Year                   |     | 069 | 4522 | 000                                      | 289,400,362.28  | 4,500,000.00   | -----            | -88,221,317.11  | 382,121,679.39                  |
| <b>Trust Fund Accounts</b>  |                           |     |     |      |  |   |  |                  |   |                                 |
| Payment to Air Carriers, Office of the Secretary, Transportation Fund Resources:<br>Undisbursed Funds   | No Year                   |     | 069 | 8304 | 000                                      | 71,498,243.70   | 354,827,000.00   | -----            | 343,135,329.00  | 83,189,914.70                   |
| Gifts and Bequests, Office of the Secretary, Transportation Fund Resources:<br>Undisbursed Funds  | No Year                   |     | 069 | 8548 | 000                                      | 100,000.00  | -----  | -----            | 100,000.00  | -----                           |
| National Surface Transportation Finance Bureau, Transportation Fund Resources:<br>Undisbursed Funds   | No Year                   |     | 069 | 8634 | 000                                      | 10,242,204.75   | 309,441,872.53   | -----            | 287,834,289.41  | 31,849,787.87                   |
| Unfunded Contract Authority   |                           |     |     |      |  | 42,916,056.05   | -----  | -----            | 42,916,056.05   | -----                           |
| Total, Office of the Secretary  |                           |     |     |      |  | 11,773,691,589.35   | 3,756,430,016.82   | 2,500,000.00     | 2,141,839,533.54  | 68,055,147.00                   |
|   |                           |     |     |      |  |   |  |                  |   |                                 |

Footnotes at End of Chapter

Appropriations, Outlays, and Balances - Continued

| Appropriation or Fund Account<br><br>Title  | Account Symbol            |     |     |      | Balances,<br>Beginning of<br>Fiscal Year | Appropriations<br>and Other<br>Obligational<br>Authority <sup>1</sup> | Transfers<br>Borrowings<br>and<br>Investment<br>(Net) <sup>2</sup> | Outlays<br>(Net) | Balances<br>Withdrawn<br>and Other<br>Transactions <sup>3</sup> | Balances, End<br>of Fiscal Year |                  |
|---|---------------------------|-----|-----|------|--|---|--|------------------|---|---------------------------------|------------------|
|   | Period of<br>Availability | ATA | AID | MAIN |  |   |  |                  |   |                                 | SUB              |
| <b>Federal Aviation Administration</b>  |                           |     |     |      |  |   |  |                  |   |                                 |                  |
| <b>General Fund Accounts</b>  |                           |     |     |      |  |   |  |                  |   |                                 |                  |
| Operations, Federal Aviation Administration, Transportation<br>Fund Resources:                                |                           |     |     |      |  |   |  |                  |   |                                 |                  |
| Undisbursed Funds   | 2023-2024                 |     | 069 | 1301 | 000                                      | -----   | 1,921,179,000.00   | -----            | 345,084,867.65  | -----                           | 1,576,094,132.35 |
|   | 2022-2023                 |     |     |      |  | 1,652,502,196.28  | -----  | -----            | 1,496,739,417.80  | -----                           | 155,762,778.48   |
|   | 2021-2022                 |     |     |      |  | 130,211,917.66  | -----  | -----            | 73,770,105.41   | -----                           | 56,441,812.25    |
|   | 2020-2021                 |     |     |      |  | 45,939,624.20   | -----  | -----            | 10,553,910.09   | -----                           | 35,385,714.11    |
|   | 2019-2020                 |     |     |      |  | 21,526,558.95   | -----  | -----            | 344,823.92  | -----                           | 21,181,735.03    |
|   | 2018-2019                 |     |     |      |  | 24,813,302.50   | -----  | -----            | -2,908,563.47   | -----                           | 27,721,865.97    |
|   | 2017-2018                 |     |     |      |  | 23,834,899.94   | -----  | -----            | -1,187,623.96   | 25,022,523.90                   | -----            |
|   | No Year                   |     |     |      |  | 88,385,033.43   | -----  | 1,440,000.00     | -1,492,273.10   | -----                           | 91,317,306.53    |
|   | Subtotal                  |     | 069 | 1301 | 000                                      | 1,987,213,532.96  | 1,921,179,000.00   | 1,440,000.00     | 1,920,904,664.34  | 25,022,523.90                   | 1,963,905,344.72 |
| Facilities and Equipment, Federal Aviation Administration,<br>Transportation<br>Fund Resources:               |                           |     |     |      |  |   |  |                  |   |                                 |                  |
| Undisbursed Funds   | 2022-2024                 |     | 069 | 1308 | 000                                      | 92,536,612.52   | -----  | -----            | 80,086,836.69   | -----                           | 12,449,775.83    |
|   | No Year                   |     |     |      |  | 966,073,803.36  | 1,000,000,000.00   | -----            | 261,909,628.96  | -----                           | 1,704,164,174.40 |
|   | Subtotal                  |     | 069 | 1308 | 000                                      | 1,058,610,415.88  | 1,000,000,000.00   | -----            | 341,996,465.65  | -----                           | 1,716,613,950.23 |
| Airport Terminal Program, Federal Aviation Administration,<br>Transportation<br>Fund Resources:               |                           |     |     |      |  |   |  |                  |   |                                 |                  |
| Undisbursed Funds   | 2023-2027                 |     | 069 | 1337 | 000                                      | -----   | 999,000,000.00   | -----            | 12,564,213.04   | -----                           | 986,435,786.96   |
|   | 2022-2026                 |     |     |      |  | 997,036,922.33  | -----  | -----            | 193,743,326.68  | -----                           | 803,293,595.65   |
|   | Subtotal                  |     | 069 | 1337 | 000                                      | 997,036,922.33  | 999,000,000.00   | -----            | 206,307,539.72  | -----                           | 1,789,729,382.61 |
| Airport Infrastructure Grants, Federal Aviation Administration,<br>Transportation<br>Fund Resources:          |                           |     |     |      |  |   |  |                  |   |                                 |                  |
| Undisbursed Funds   | 2023-2027                 |     | 069 | 1338 | 000                                      | -----   | 2,999,000,000.00   | -----            | 25,450,192.45   | -----                           | 2,973,549,807.55 |
|   | 2022-2026                 |     |     |      |  | 2,992,338,014.23  | -----  | -----            | 241,541,724.19  | -----                           | 2,750,796,290.04 |
|   | Subtotal                  |     | 069 | 1338 | 000                                      | 2,992,338,014.23  | 2,999,000,000.00   | -----            | 266,991,916.64  | -----                           | 5,724,346,097.59 |
| Research, Engineering, and Development, Federal Aviation<br>Administration, Transportation<br>Fund Resources: |                           |     |     |      |  |   |  |                  |   |                                 |                  |
| Undisbursed Funds   | 2022-2026                 |     | 069 | 1339 | 000                                      | 297,000,000.00  | -----  | -----            | 159,346.37  | -----                           | 296,840,653.63   |
| Relief for Airports, Federal Aviation Administration, Transportation<br>Fund Resources:                       |                           |     |     |      |  |   |  |                  |   |                                 |                  |
| Undisbursed Funds   | 2021-2024                 |     | 069 | 2815 | 000                                      | 4,983,031,754.84  | -48,227,519.95   | -----            | 3,443,089,663.62  | -----                           | 1,491,714,571.27 |
| Emergency FAA Employee Leave Fund, Federal Aviation Administration,   |                           |     |     |      |  |   |  |                  |   |                                 |                  |

Footnotes at End of Chapter



## Appropriations, Outlays, and Balances - Continued

| Appropriation or Fund Account<br><br>Title  | Account Symbol            |     |     |      | Balances,<br>Beginning of<br>Fiscal Year | Appropriations<br>and Other<br>Obligational<br>Authority <sup>1</sup> | Transfers<br>Borrowings<br>and<br>Investment<br>(Net) <sup>2</sup> | Outlays<br>(Net)  | Balances<br>Withdrawn<br>and Other<br>Transactions <sup>3</sup> | Balances, End<br>of Fiscal Year |                   |
|---|---------------------------|-----|-----|------|--|---|--|-------------------|---|---------------------------------|-------------------|
|   | Period of<br>Availability | ATA | AID | MAIN |  |   |  |                   |   |                                 | SUB               |
| Transportation<br>Fund Resources:<br>Undisbursed Funds  | 2021-2022                 |     | 069 | 2816 | 000                                      | 7,858,058.14  | -----  | 867.50            | -----   | 7,857,190.64                    |                   |
| Grants-in-Aid for Airports, Federal Aviation Administration,<br>Transportation<br>Fund Resources:<br>Undisbursed Funds  | 2023-2025                 |     | 069 | 2819 | 000                                      | -----   | 558,555,000.00   | -----             | 1,478,841.00  | -----                           | 557,076,159.00    |
|   | 2022-2024                 |     |     |      |  | 551,322,265.19  | -----  | 23,573,691.33     | -----   | 527,748,573.86                  |                   |
|   | Subtotal                  |     | 069 | 2819 | 000                                      | 551,322,265.19  | 558,555,000.00   | 25,052,532.33     | -----   | 1,084,824,732.86                |                   |
| <b>Special Fund Accounts</b>  |                           |     |     |      |  |   |  |                   |   |                                 |                   |
| Aviation User Fees, Federal Aviation Administration, Transportation<br>Fund Resources:<br>Undisbursed Funds   | No Year                   |     | 069 | 5422 | 000                                      | 15,884,567.06   | 433,782.97   | -----             | 1,675,136.49  | -----                           | 14,643,213.54     |
| <b>Public Enterprise Funds</b>  |                           |     |     |      |  |   |  |                   |   |                                 |                   |
| Aviation Insurance Revolving Fund, Transportation<br>Fund Resources:<br>Undisbursed Funds   | No Year                   |     | 069 | 4120 | 000                                      | 4,606,934.04  | -----  | -66,525,859.31    | -67,143,080.39  | -----                           | 5,224,155.12      |
| Unrealized Discount on Investments  |                           |     |     |      |  | -22,705,890.63  | -----  | -23,728,076.27    | -----   | -----                           | -46,433,966.90    |
| Investments in US Treasury Securities   |                           |     |     |      |  | 2,366,183,736.24  | -----  | 90,253,935.58     | -----   | -----                           | 2,456,437,671.82  |
|   | Subtotal                  |     | 069 | 4120 | 000                                      | 2,348,084,779.65  | -----  | -----             | -67,143,080.39  | -----                           | 2,415,227,860.04  |
| <b>Intragovernmental Funds</b>  |                           |     |     |      |  |   |  |                   |   |                                 |                   |
| Administrative Services Franchise Fund, Federal Aviation<br>Administration, Transportation<br>Fund Resources:<br>Undisbursed Funds  | No Year                   |     | 069 | 4562 | 000                                      | 393,188,397.32  | -----  | -----             | -108,696,117.76   | -----                           | 501,884,515.08    |
| <b>Trust Fund Accounts</b>  |                           |     |     |      |  |   |  |                   |   |                                 |                   |
| Airport and Airway Trust Fund - Treasury Managed, Transportation<br>Fund Resources:<br>Undisbursed Funds  | No Year                   |     | 069 | 8103 | 000                                      | 766,692,645.63  | 5,759,387,720.97   | -5,736,330,477.37 | 5,339.00  | -----                           | 789,749,550.23    |
| Investments in US Treasury Securities   |                           |     |     |      |  | 10,818,211,000.00   | -----  | 5,782,577,000.00  | -----   | -----                           | 16,600,788,000.00 |
|   | Subtotal                  |     | 069 | 8103 | 000                                      | 11,584,903,645.63   | 5,759,387,720.97   | 46,246,522.63     | 339.00  | -----                           | 17,390,537,550.23 |
| Operations, Airport and Airway Trust Fund, Federal Aviation<br>Administration, Transportation<br>Fund Resources:<br>Undisbursed Funds   | 2023-2024                 |     | 069 | 8104 | 000                                      | -----   | 9,993,821,000.00   | -----             | 9,993,821,000.00  | -----                           | -----             |
| Grants-In-Aid for Airports, Liquidation of Contract Authorization,<br>Airport and Airway Trust Fund, Federal Aviation Administration,<br>Transportation<br>Fund Resources:<br>Undisbursed Funds | 2021-2023                 |     | 069 | 8106 | 000                                      | 374,023,063.98  | -----  | -----             | 186,370,545.41  | -----                           | 187,652,518.57    |
|   | 2020-2022                 |     |     |      |  | 180,653,075.33  | -----  | -----             | 98,284,373.67   | -----                           | 82,368,701.66     |
|   | 2021                      |     |     |      |  | 493,315,809.02  | -----  | -----             | 356,100,478.43  | -----                           | 137,215,330.59    |
|   | 2019-2021                 |     |     |      |  | 91,048,065.95   | -----  | -----             | 36,337,281.37   | -----                           | 54,710,784.58     |

Footnotes at End of Chapter

Appropriations, Outlays, and Balances - Continued

| Appropriation or Fund Account<br><br>Title  | Account Symbol            |     |      |             | Balances,<br>Beginning of<br>Fiscal Year | Appropriations<br>and Other<br>Obligational<br>Authority <sup>1</sup> | Transfers<br>Borrowings<br>and<br>Investment<br>(Net) <sup>2</sup> | Outlays<br>(Net)  | Balances<br>Withdrawn<br>and Other<br>Transactions <sup>3</sup> | Balances, End<br>of Fiscal Year |                  |
|---|---------------------------|-----|------|-------------|--|---|--|-------------------|---|---------------------------------|------------------|
|   | Period of<br>Availability | ATA | AID  | MAIN<br>SUB |  |   |  |                   |   |                                 |                  |
| Unfunded Contract Authority   | 2018-2020                 |     |      |             | 127,059,442.79                           | -----   | -----  | 31,829,416.53     | -----   | 95,230,026.26                   |                  |
|   | No Year                   |     |      |             | 1,517,829,581.18                         | 3,110,000,000.00  | -----  | 3,786,792,552.59  | <sup>6</sup> 7,383,944.10                                       | 833,653,084.49                  |                  |
|   |                           |     |      |             | 4,164,367,863.52                         | <sup>7</sup> -----  | -----  | -----             | -2,337.64   | 4,164,370,201.16                |                  |
|   | Subtotal                  |     | 069  | 8106        | 000                                      | 6,948,296,901.77  | 3,110,000,000.00   | -----             | 4,495,714,648.00  | 7,381,606.46                    | 5,555,200,647.31 |
| Facilities and Equipment, Airport and Airway Trust Fund, Federal Aviation Administration, Transportation Fund Resources:              |                           |     |      |             |  |   |  |                   |   |                                 |                  |
| Undisbursed Funds   | 2023-2027                 |     | 069  | 8107        | 000                                      | -----   | 4,500,000.00   | -----             | 1,462,941.10  | -----                           | 3,037,058.90     |
|   | 2022-2026                 |     |      |             | 110,895.00                               | 12,100,000.00   | -----  | 11,326,188.59     | -----   | 884,706.41                      |                  |
|   | 2023-2025                 |     |      |             | -----                                    | 472,000,000.00  | -----  | 446,609,159.46    | -----   | 25,390,840.54                   |                  |
|   | 2023-2024                 |     |      |             | -----                                    | 552,500,000.00  | -----  | 519,764,827.72    | -----   | 32,735,172.28                   |                  |
|   | 2022-2024                 |     |      |             | 19,398,545.77                            | 845,000,000.00  | -----  | 836,894,735.26    | -----   | 27,503,810.51                   |                  |
|   | 2022-2023                 |     |      |             | 30,735,458.62                            | 29,000,000.00   | -----  | 58,514,796.79     | -----   | 1,220,661.83                    |                  |
|   | 2021-2023                 |     |      |             | 72,545,553.58                            | 645,000,000.00  | -----  | 681,929,531.94    | -----   | 35,616,021.64                   |                  |
|   | 2021-2022                 |     |      |             | 3,006,817.04                             | -----   | -----  | 2,078,822.23      | -----   | 927,994.81                      |                  |
|   | 2020-2022                 |     |      |             | 48,331,903.13                            | 269,000,000.00  | -----  | 296,135,170.73    | -----   | 21,196,732.40                   |                  |
|   | 2020-2021                 |     |      |             | 1,417,754.76                             | -----   | -----  | 135,800.33        | -----   | 1,281,954.43                    |                  |
|   | 2019-2021                 |     |      |             | 18,603,847.49                            | 78,000,000.00   | -----  | 91,878,433.96     | -----   | 4,725,413.53                    |                  |
|   | 2019-2020                 |     |      |             | 1,615,240.48                             | -----   | -----  | 39,398.96         | -----   | 1,575,841.52                    |                  |
|   | 2018-2020                 |     |      |             | 9,374,602.69                             | 47,500,000.00   | -----  | 53,828,572.26     | -----   | 3,046,030.43                    |                  |
|   | 2018-2019                 |     |      |             | 1,482,914.34                             | -----   | -----  | -1,659.56         | -----   | 1,484,573.90                    |                  |
|   | 2017-2019                 |     |      |             | 3,969,104.56                             | 4,000,000.00  | -----  | 6,599,894.13      | -----   | 1,369,210.43                    |                  |
|   | 2016-2018                 |     |      |             | 2,693,216.46                             | 46,051,000.00   | -44,219,356.92   | 4,524,859.54      | -----   | -----                           |                  |
|   | No Year                   |     |      |             | 129,783,106.92                           | 99,146,175.40   | -----  | 70,438,168.71     | -----   | 158,491,113.61                  |                  |
| Subtotal  |                           | 069 | 8107 | 000         | 343,068,960.84                           | 3,103,797,175.40  | -44,219,356.92   | 3,082,159,642.15  | -----   | 320,487,137.17                  |                  |
| Research, Engineering and Development, Airport and Airway Trust Fund, Federal Aviation Administration, Transportation Fund Resources: |                           |     |      |             |  |   |  |                   |   |                                 |                  |
| Undisbursed Funds   | 2023-2025                 |     | 069  | 8108        | 000                                      | -----   | 52,503,710.00  | -----             | 48,234,863.16   | -----                           | 4,268,846.84     |
|   | 2022-2024                 |     |      |             | 5,701,938.52                             | 63,000,000.00   | -----  | 63,990,454.88     | -----   | 4,711,483.64                    |                  |
|   | 2021-2023                 |     |      |             | 2,637,079.22                             | 52,500,000.00   | -----  | 51,781,536.61     | -----   | 3,355,542.61                    |                  |
|   | 2020-2022                 |     |      |             | 6,979,130.85                             | 38,000,000.00   | -----  | 41,565,756.16     | -----   | 3,413,374.69                    |                  |
|   | 2019-2021                 |     |      |             | 3,944,664.26                             | 11,000,000.00   | -----  | 12,363,352.95     | -----   | 2,581,311.31                    |                  |
|   | 2018-2020                 |     |      |             | 3,455,531.98                             | 2,000,000.00  | -----  | 4,392,153.51      | -----   | 1,063,378.47                    |                  |
|   | 2017-2019                 |     |      |             | 3,040,609.48                             | -----   | -----  | 842,496.56        | -----   | 2,198,112.92                    |                  |
|   | 2016-2018                 |     |      |             | 832,782.65                               | 1,200,000.00  | -2,027,165.71  | 5,616.94          | -----   | -----                           |                  |
|   | No Year                   |     |      |             | 16,657,548.94                            | -----   | -----  | -1,104,809.68     | -----   | 17,762,358.62                   |                  |
| Subtotal  |                           | 069 | 8108 | 000         | 43,249,285.90                            | 220,203,710.00  | -2,027,165.71  | 222,071,421.09    | -----   | 39,354,409.10                   |                  |
| Total, Federal Aviation Administration  |                           |     |      |             | 34,551,087,501.74                        | 29,617,149,869.39   | 1,440,000.00   | 23,824,105,984.75 | 32,404,130.36   | 40,313,167,256.02               |                  |

Footnotes at End of Chapter

## Appropriations, Outlays, and Balances - Continued

| Appropriation or Fund Account<br><br>Title  | Account Symbol            |     |     |             | Balances,<br>Beginning of<br>Fiscal Year | Appropriations<br>and Other<br>Obligational<br>Authority <sup>1</sup> | Transfers<br>Borrowings<br>and<br>Investment<br>(Net) <sup>2</sup> | Outlays<br>(Net) | Balances<br>Withdrawn<br>and Other<br>Transactions <sup>3</sup> | Balances, End<br>of Fiscal Year |                   |
|---|---------------------------|-----|-----|-------------|--|---|--|------------------|---|---------------------------------|-------------------|
|   | Period of<br>Availability | ATA | AID | MAIN<br>SUB |  |   |  |                  |   |                                 |                   |
| <b>Federal Highway Administration</b>   |                           |     |     |             |  |   |  |                  |   |                                 |                   |
| <b>General Fund Accounts</b>  |                           |     |     |             |  |   |  |                  |   |                                 |                   |
| Emergency Relief Program, Federal Highway Administration, Transportation          |                           |     |     |             |  |   |  |                  |   |                                 |                   |
| Fund Resources:   |                           |     |     |             |  |   |  |                  |   |                                 |                   |
| Undisbursed Funds   | No Year                   |     | 069 | 0500        | 000                                      | 3,282,106,072.30  | 803,000,000.00   | -16,432,351.13   | 708,978,162.83  | -----                           | 3,359,695,558.34  |
| Transfer To:  |                           |     |     |             |  |   |  |                  |   |                                 |                   |
| Forest Service, Agriculture   | No Year                   | 012 | 069 | 0500        | 011                                      | 85,826,717.98   | -----  | 14,506,978.00    | 20,644,440.21   | -----                           | 79,689,255.77     |
| Bureau of Reclamation, Interior   | No Year                   | 014 | 069 | 0500        | 006                                      | 59,710.00   | -----  | -----            | 59,710.00   | -----                           | -----             |
| National Park Service, Interior   | No Year                   | 014 | 069 | 0500        | 010                                      | 6,804,282.23  | -----  | 1,275,373.13     | 1,330,665.35  | -----                           | 6,748,990.01      |
| Bureau of Land Management, Interior   | No Year                   | 014 | 069 | 0500        | 011                                      | 495,693.53  | -----  | -----            | -----   | -----                           | 495,693.53        |
| U.S. Fish & Wildlife Service, Interior  | No Year                   | 014 | 069 | 0500        | 016                                      | 6,532,254.65  | -----  | 650,000.00       | 2,047,131.85  | -----                           | 5,135,122.80      |
| Bureau of Indian Affairs, Interior  | No Year                   | 014 | 069 | 0500        | 020                                      | 7,078,257.89  | -----  | -----            | 3,897,347.45  | -----                           | 3,180,910.44      |
| Corps of Engineers  | No Year                   | 096 | 069 | 0500        | 000                                      | 10,750,073.35   | -----  | -----            | 3,295,594.44  | -----                           | 7,454,478.91      |
| Subtotal  |                           |     | 069 | 0500        | 000                                      | 3,399,653,061.93  | 803,000,000.00   | 0.00             | 740,253,052.13  | -----                           | 3,462,400,009.80  |
| Surface Transportation Projects, Federal Highway Administration, Transportation   |                           |     |     |             |  |   |  |                  |   |                                 |                   |
| Fund Resources:   |                           |     |     |             |  |   |  |                  |   |                                 |                   |
| Undisbursed Funds   | No Year                   |     | 069 | 0505        | 000                                      | 1,039,902.83  | -----  | -----            | 19,021.65   | -----                           | 1,020,881.18      |
| Surface Transportation Priorities, Federal Highway Administration, Transportation |                           |     |     |             |  |   |  |                  |   |                                 |                   |
| Fund Resources:   |                           |     |     |             |  |   |  |                  |   |                                 |                   |
| Undisbursed Funds   | No Year                   |     | 069 | 0538        | 000                                      | 75,881,227.36   | -----  | -----            | 7,162,309.12  | -----                           | 68,718,918.24     |
| Highway Beautification, Federal Highway Administration, Transportation            |                           |     |     |             |  |   |  |                  |   |                                 |                   |
| Fund Resources:   |                           |     |     |             |  |   |  |                  |   |                                 |                   |
| Undisbursed Funds   | No Year                   |     | 069 | 0540        | 000                                      | 9,264.22  | -----  | -----            | -----   | -----                           | 9,264.22          |
| TIFIA General Fund Program Account, Office of the Secretary, Transportation       |                           |     |     |             |  |   |  |                  |   |                                 |                   |
| Fund Resources:   |                           |     |     |             |  |   |  |                  |   |                                 |                   |
| Undisbursed Funds   | No Year                   |     | 069 | 0542        | 000                                      | 270,520.97  | 44,233.56  | -----            | 44,233.56   | -----                           | 270,520.97        |
| Highway Infrastructure Programs, Federal Highway Administration, Transportation   |                           |     |     |             |  |   |  |                  |   |                                 |                   |
| Fund Resources:   |                           |     |     |             |  |   |  |                  |   |                                 |                   |
| Undisbursed Funds   | 2023-2026                 |     | 069 | 0548        | 000                                      | -----   | 11,169,816,613.00  | -----            | 208,758,303.48  | -----                           | 10,961,058,309.52 |
|   | 2022-2025                 |     |     |             |  | 10,107,380,203.29   | -----  | -10,337,472.22   | 1,138,373,135.62  | -----                           | 8,958,669,595.45  |
|   | 2021-2024                 |     |     |             |  | 6,832,597,106.46  | -37,179,830.95   | -158,806,826.55  | 2,365,150,141.27  | -----                           | 4,271,460,307.69  |
|   | 2020-2023                 |     |     |             |  | 1,138,943,437.04  | -----  | -2,668,754.00    | 489,409,714.29  | -----                           | 646,864,968.75    |
|   | 2019-2022                 |     |     |             |  | 1,263,929,414.64  | -----  | -----            | 578,980,185.03  | -----                           | 684,949,229.61    |
|   | 2018-2021                 |     |     |             |  | 502,497,802.69  | -----  | -----            | 224,659,553.70  | -----                           | 277,838,248.99    |
|   | No Year                   |     |     |             |  | 1,932,201,306.11  | 1,627,816,728.00   | -126,604,975.00  | 103,873,967.77  | -----                           | 3,329,539,091.34  |
| Transfer To:  |                           |     |     |             |  |   |  |                  |   |                                 |                   |
| Nationally Significant Federal Lands and Tribal Projects,                         | 2021-2024                 | 014 | 069 | 0548        | 010                                      | 12,132,197.30   | -----  | -----            | -----   | -----                           | 12,132,197.30     |

Footnotes at End of Chapter

Appropriations, Outlays, and Balances - Continued

| Appropriation or Fund Account<br><br>Title  | Account Symbol            |     |     |      |     | Balances,<br>Beginning of<br>Fiscal Year | Appropriations<br>and Other<br>Obligational<br>Authority <sup>1</sup> | Transfers<br>Borrowings<br>and<br>Investment<br>(Net) <sup>2</sup> | Outlays<br>(Net) | Balances<br>Withdrawn<br>and Other<br>Transactions <sup>3</sup> | Balances, End<br>of Fiscal Year |
|---|---------------------------|-----|-----|------|-----|--|---|--|------------------|---|---------------------------------|
|   | Period of<br>Availability | ATA | AID | MAIN | SUB |  |   |  |                  |   |                                 |
| Highway Infrastructure Programs   | 2020-2023                 |     |     |      |     | 17,668,527.70                            | -----   | -----  | 11,971.22        | -----   | 17,656,556.48                   |
|   | No Year                   |     |     |      |     | 3,634,275.00                             | 123,272.00  | 182,975.00   | 62,415.70        | -----   | 3,878,106.30                    |
| Tribal Transportation Facility Bridge Program   | 2023-2026                 | 014 | 069 | 0548 | 020 | -----                                    | 6,940,000.00  | -----  | -----            | -----   | 6,940,000.00                    |
|   | 2022-2025                 |     |     |      |     | 9,106,031.00                             | -----   | 10,337,472.22  | 10,811,949.75    | -----   | 8,631,553.47                    |
|   | 2021-2024                 |     |     |      |     | 17,283,280.89                            | -----   | 10,093,784.55  | 18,907,092.18    | -----   | 8,469,973.26                    |
| Highway Infrastructure Programs, Office of the Secretary,<br>Transportation   | No Year                   | 069 | 069 | 0548 | 001 | 18,715,000.00                            | 18,715,000.00   | 886,000.00   | 119,733.57       | -----   | 38,196,266.43                   |
| NATIONAL ELECTRIC VEHICLE PROGRAM-JOINT OFFICE  | No Year                   | 089 | 069 | 0548 | 000 | 72,559,094.53                            | -----   | 125,536,000.00   | 21,955,836.85    | -----   | 176,139,257.68                  |
| Subtotal  |                           |     | 069 | 0548 | 000 | 21,928,647,676.65                        | 12,786,231,782.05   | -151,381,796.00  | 5,161,074,000.43 | -----   | 29,402,423,662.27               |
| State Infrastructure Banks, Federal Highway Administration,<br>Transportation<br>Fund Resources:                              |                           |     |     |      |     |  |   |  |                  |   |                                 |
| Undisbursed Funds   | No Year                   |     | 069 | 0549 | 000 | 1,375,400.00                             | -----   | -----  | -----            | -----   | 1,375,400.00                    |
| Delta Regional Transportation Development Program, Federal Highway<br>Administration, Transportation<br>Fund Resources:       |                           |     |     |      |     |  |   |  |                  |   |                                 |
| Undisbursed Funds   | No Year                   |     | 069 | 0551 | 000 | 1,839,129.40                             | -----   | -----  | -----            | -----   | 1,839,129.40                    |
| Railroad-Highway Crossings Demonstration Projects, Federal Highway<br>Administration, Transportation<br>Fund Resources:       |                           |     |     |      |     |  |   |  |                  |   |                                 |
| Undisbursed Funds   | No Year                   |     | 069 | 0557 | 000 | 90,435.00                                | -----   | -----  | -----            | -----   | 90,435.00                       |
| Interstate Transfer Grants-Highways, Federal Highway Administration,<br>Transportation<br>Fund Resources:                     |                           |     |     |      |     |  |   |  |                  |   |                                 |
| Undisbursed Funds   | No Year                   |     | 069 | 0560 | 000 | 5,211,248.53                             | -----   | -----  | -----            | -----   | 5,211,248.53                    |
| Kentucky Bridge Project, Federal Highway Administration,<br>Transportation<br>Fund Resources:                                 |                           |     |     |      |     |  |   |  |                  |   |                                 |
| Undisbursed Funds   | No Year                   |     | 069 | 0572 | 000 | 133,231.12                               | -----   | -----  | -----            | -----   | 133,231.12                      |
| Highway Demonstration Projects, Preliminary Engineering, Federal<br>Highway Administration, Transportation<br>Fund Resources: |                           |     |     |      |     |  |   |  |                  |   |                                 |
| Undisbursed Funds   | No Year                   |     | 069 | 0583 | 000 | 733,429.56                               | -----   | -----  | -----            | -----   | 733,429.56                      |
| Turquoise Trail Project, Federal Highway Administration,<br>Transportation<br>Fund Resources:                                 |                           |     |     |      |     |  |   |  |                  |   |                                 |
| Transfer To:  |                           |     |     |      |     |  |   |  |                  |   |                                 |
| Interior, Bureau of Indian Affairs  | No Year                   | 014 | 069 | 0592 | 020 | 1,059,636.43                             | -----   | -----  | -----            | -----   | 1,059,636.43                    |
| Highway Demonstration Projects, Federal Highway Administration,<br>Transportation<br>Fund Resources:                          |                           |     |     |      |     |  |   |  |                  |   |                                 |
| Undisbursed Funds   | No Year                   |     | 069 | 0598 | 000 | 1,008,990.76                             | -----   | -----  | 143,525.00       | -----   | 865,465.76                      |

Footnotes at End of Chapter

## Appropriations, Outlays, and Balances - Continued

| Appropriation or Fund Account<br><br>Title   | Account Symbol            |     |     |      | Balances,<br>Beginning of<br>Fiscal Year | Appropriations<br>and Other<br>Obligational<br>Authority <sup>1</sup> | Transfers<br>Borrowings<br>and<br>Investment<br>(Net) <sup>2</sup> | Outlays<br>(Net) | Balances<br>Withdrawn<br>and Other<br>Transactions <sup>3</sup> | Balances, End<br>of Fiscal Year |
|--|---------------------------|-----|-----|------|--|---|--|------------------|---|---------------------------------|
|  | Period of<br>Availability | ATA | AID | MAIN |  |   |  |                  |   |                                 |
| Appalachian Development System, Federal Highway Administration,<br>Transportation<br>Fund Resources:<br>Undisbursed Funds  | No Year                   |     | 069 | 0640 | 000                                      | 14,834,084.72   | -----  | 498,659.28       | -----   | 14,335,425.44                   |
| Miscellaneous Highway Project, Federal Highway Administration,<br>Transportation<br>Fund Resources:<br>Undisbursed Funds   | No Year                   |     | 069 | 0641 | 000                                      | 118,173.38  | -----  | -0.05            | -----   | 118,173.43                      |
| Arkansas I-69 Connector, Federal Highway Administration,<br>Transportation<br>Fund Resources:<br>Undisbursed Funds   | No Year                   |     | 069 | 0644 | 000                                      | 8,800,083.75  | -----  | 436,770.75       | -----   | 8,363,313.00                    |
| Neighborhood Access and Environmental Programs, Federal Highway<br>Administration, Transportation<br>Fund Resources:<br>Undisbursed Funds  | 2022-2026                 |     | 069 | 0647 | 000                                      | 5,305,000,000.00  | -----  | 500,000.00       | -----   | 5,304,500,000.00                |
| <b>Trust Fund Accounts</b>   |                           |     |     |      |  |   |  |                  |   |                                 |
| Trust Fund Share of Other Highway Programs, Federal Highway<br>Administration, Transportation<br>Fund Resources:<br>Undisbursed Funds  | No Year                   |     | 069 | 8009 | 000                                      | 302,094.56  | -----  | -----            | -----   | 302,094.56                      |
| Advances from State Cooperating Agencies, Foreign Governments, and<br>Other Federal Agencies, Federal Highway Administration, Transportation<br>Fund Resources:<br>Undisbursed Funds | No Year                   |     | 069 | 8054 | 000                                      | 30,447,737.39   | 7,529,179.15   | 11,678,256.09    | -----   | 26,298,660.45                   |
| Bridge Capacity Improvement, Federal Highway Administration,<br>Transportation<br>Fund Resources:<br>Undisbursed Funds   | No Year                   |     | 069 | 8057 | 000                                      | 392,111.54  | -----  | -----            | -----   | 392,111.54                      |
| Miscellaneous Highway Project, Federal Highway Administration,<br>Transportation<br>Fund Resources:<br>Undisbursed Funds   | No Year                   |     | 069 | 8058 | 000                                      | 1,117,028.77  | 7,273,000.00   | 6,924,924.31     | -----   | 1,465,104.46                    |
| Transfer To:<br>Federal Transit Administration, Transportation   | No Year                   | 069 | 069 | 8058 | 011                                      | 758,019.00  | -----  | -----            | -----   | 758,019.00                      |
|  | Subtotal                  |     | 069 | 8058 | 000                                      | 1,875,047.77  | 7,273,000.00   | 6,924,924.31     | -----   | 2,223,123.46                    |
| Construction and Improvements to Halls Mills Road, New Jersey, Federal<br>Highway Administration, Transportation<br>Fund Resources:<br>Undisbursed Funds                             | No Year                   |     | 069 | 8061 | 000                                      | 1,000,000.00  | -----  | -----            | -----   | 1,000,000.00                    |
| Appalachian Development Highway System, Federal Highway<br>Administration, Transportation<br>Fund Resources:<br>Undisbursed Funds  | No Year                   |     | 069 | 8072 | 000                                      | 4,000.00  | -----  | -----            | -----   | 4,000.00                        |

Footnotes at End of Chapter

Appropriations, Outlays, and Balances - Continued

| Appropriation or Fund Account<br><br>Title  | Account Symbol            |     |     |             | Balances,<br>Beginning of<br>Fiscal Year | Appropriations<br>and Other<br>Obligational<br>Authority <sup>1</sup> | Transfers<br>Borrowings<br>and<br>Investment<br>(Net) <sup>2</sup> | Outlays<br>(Net)  | Balances<br>Withdrawn<br>and Other<br>Transactions <sup>3</sup> | Balances, End<br>of Fiscal Year |
|---|---------------------------|-----|-----|-------------|--|---|--|-------------------|---|---------------------------------|
|   | Period of<br>Availability | ATA | AID | MAIN<br>SUB |  |   |  |                   |   |                                 |
| Federal-Aid Highways, Liquidation of Contract Authorization, Federal Highway Administration, Transportation Fund Resources: |                           |     |     |             |  |   |  |                   |   |                                 |
| Undisbursed Funds   | No Year                   |     | 069 | 8083 000    | 1,301,438,304.12                         | 47,687,400,076.35   | -----  | 47,557,286,116.78 | -----   | 1,431,552,263.69                |
| Transfer To:  |                           |     |     |             |  |   |  |                   |   |                                 |
| Forest Service, Agriculture   | No Year                   | 012 | 069 | 8083 011    | 6,614,808.30                             | 31,280,033.35   | -----  | 12,792,996.98     | -----   | 25,101,844.67                   |
| Departmental Offices, Interior  | No Year                   | 014 | 069 | 8083 001    | 1,200.80                                 | -----   | -----  | 1,200.80          | -----   | -----                           |
| Bureau of Reclamation, Interior   | No Year                   | 014 | 069 | 8083 006    | 4,755,905.18                             | 5,810,000.00  | -----  | 4,905,486.19      | -----   | 5,660,418.99                    |
| National Park Service, Interior   | No Year                   | 014 | 069 | 8083 010    | 20,999,891.33                            | 91,000,000.00   | -----  | 72,484,433.10     | -----   | 39,515,458.23                   |
| Bureau of Land Management, Interior   | No Year                   | 014 | 069 | 8083 011    | 3,434,366.81                             | 3,125,660.00  | -----  | 2,183,078.63      | -----   | 4,376,948.18                    |
| United States Fish & Wildlife Service, Interior   | No Year                   | 014 | 069 | 8083 016    | 1,793,776.98                             | 15,729,000.00   | -----  | 15,401,820.67     | -----   | 2,120,956.31                    |
| Bureau of Indian Affairs, Interior  | No Year                   | 014 | 069 | 8083 020    | 137,903,909.25                           | 260,000,000.00  | -----  | 282,637,120.07    | -----   | 115,266,789.18                  |
| Navy  | No Year                   | 017 | 069 | 8083 000    | 516,544.63                               | -----   | -----  | -----             | -----   | 516,544.63                      |
| Treasury  | No Year                   | 020 | 069 | 8083 009    | 2,275,151.58                             | -----   | -----  | 1,665,117.73      | -----   | 610,033.85                      |
| Army  | No Year                   | 021 | 069 | 8083 000    | -548,820.55                              | -----   | -----  | -----             | -----   | <sup>8</sup> -548,820.55        |
| National Highway Traffic Safety Administration, Transportation  | No Year                   | 069 | 069 | 8083 006    | 1,267,222.23                             | -----   | -----  | -----             | -----   | 1,267,222.23                    |
| Federal Railroad Administration, Transportation   | No Year                   | 069 | 069 | 8083 007    | 13,994,037.96                            | 12,000,000.00   | -----  | 17,148,978.52     | -----   | 8,845,059.44                    |
| Federal Transit Administration, Transportation  | No Year                   | 069 | 069 | 8083 011    | 4,914,436.83                             | 15,000,000.00   | -----  | 4,933,108.00      | -----   | 14,981,328.83                   |
| Research and Special Programs Administration, Transportation  | No Year                   | 069 | 069 | 8083 014    | 387,102.47                               | -----   | -----  | -----             | -----   | 387,102.47                      |
| Maritime Administration, Transportation   | No Year                   | 069 | 069 | 8083 017    | 5,457,265.49                             | 20,000,000.00   | -----  | 18,226,295.44     | -----   | 7,230,970.05                    |
| Federal Motor Carrier Safety Administration, Transportation   | No Year                   | 069 | 069 | 8083 026    | 668,922.02                               | -----   | -----  | -----             | -----   | 668,922.02                      |
| Research and Innovative Technology Administration, Transportation   | No Year                   | 069 | 069 | 8083 030    | 35,619,817.36                            | 96,034,100.00   | -----  | 88,193,446.15     | -----   | 43,460,471.21                   |
| Corps of Engineers  | No Year                   | 096 | 069 | 8083 000    | 10,237,578.48                            | 4,700,000.00  | -----  | 9,124,614.60      | -----   | 5,812,963.88                    |
| Appalachian Regional Commission   | No Year                   | 309 | 069 | 8083 000    | 1,330,335.88                             | 1,644,317.00  | -----  | 1,253,449.07      | -----   | 1,721,203.81                    |
| Denali Commission   | No Year                   | 513 | 069 | 8083 067    | 148,686.74                               | -----   | -----  | 45,405.92         | -----   | 103,280.82                      |
| Unfunded Contract Authority   |                           |     |     |             | <sup>9</sup> 54,573,262,506.61           | <sup>10</sup> 4,160,539,310.43  | -----  | -----             | 51,258,940.56   | 58,682,542,876.48               |
| Bureau of Reclamation, Interior   | No Year                   | 014 | 069 | 8083 006    | -----                                    | -----   | -----  | -----             | -----   | -----                           |
| National Park Service, Interior   | No Year                   | 014 | 069 | 8083 010    | -----                                    | -----   | -----  | -----             | -----   | -----                           |
| Bureau of Land Management, Interior   | No Year                   | 014 | 069 | 8083 011    | -----                                    | -----   | -----  | -----             | -----   | -----                           |
| United States Fish & Wildlife Service, Interior   | No Year                   | 014 | 069 | 8083 016    | -----                                    | -----   | -----  | -----             | -----   | -----                           |
| Bureau of Indian Affairs, Interior  | No Year                   | 014 | 069 | 8083 020    | -----                                    | -----   | -----  | -----             | -----   | -----                           |
| Navy  | No Year                   | 017 | 069 | 8083 000    | -----                                    | -----   | -----  | -----             | -----   | -----                           |
| Treasury  | No Year                   | 020 | 069 | 8083 009    | -----                                    | -----   | -----  | -----             | -----   | -----                           |
| Federal Railroad Administration, Transportation   | No Year                   | 069 | 069 | 8083 007    | -----                                    | -----   | -----  | -----             | -----   | -----                           |
| Research and Special Programs Admin, Transportation   | No Year                   | 069 | 069 | 8083 014    | -----                                    | -----   | -----  | -----             | -----   | -----                           |
| Maritime Administration, Transportation   | No Year                   | 069 | 069 | 8083 017    | -----                                    | -----   | -----  | -----             | -----   | -----                           |
| Federal Motor Carrier Safety Administration, Transportation   | No Year                   | 069 | 069 | 8083 026    | -----                                    | -----   | -----  | -----             | -----   | -----                           |
| Research and Innovative Technology Administration, Transportation   | No Year                   | 069 | 069 | 8083 030    | -----                                    | -----   | -----  | -----             | -----   | -----                           |

Footnotes at End of Chapter

## Appropriations, Outlays, and Balances - Continued

| Appropriation or Fund Account<br><br>Title   | Account Symbol            |     |     |      |     | Balances,<br>Beginning of<br>Fiscal Year | Appropriations<br>and Other<br>Obligational<br>Authority <sup>1</sup> | Transfers<br>Borrowings<br>and<br>Investment<br>(Net) <sup>2</sup> | Outlays<br>(Net)  | Balances<br>Withdrawn<br>and Other<br>Transactions <sup>3</sup> | Balances, End<br>of Fiscal Year |
|--|---------------------------|-----|-----|------|-----|--|---|--|-------------------|---|---------------------------------|
|  | Period of<br>Availability | ATA | AID | MAIN | SUB |  |   |  |                   |   |                                 |
| Appalachian Regional Commission  | No Year                   | 309 | 069 | 8083 | 000 | -----                                    | -----   | -----  | -----             | -----   | -----                           |
| Subtotal   |                           |     | 069 | 8083 | 000 | 56,126,472,950.50                        | 52,404,262,497.13   | -----  | 48,088,282,668.65 | 51,258,940.56   | 60,391,193,838.42               |
| Highway Trust Fund - Treasury Managed, Transportation<br>Fund Resources:   |                           |     |     |      |     |  |   |  |                   |   |                                 |
| Undisbursed Funds  | No Year                   |     | 069 | 8102 | 000 | 2,810,038,154.05                         | 11 -11,923,226,878.90   | 11,873,262,691.67  | 11 15,646.00      | -----   | 2,760,058,320.82                |
| Investments in US Treasury Securities  |                           |     |     |      |     | 127,546,568,649.69                       | -----   | -11,873,262,691.67   | -----             | -----   | 115,673,305,958.02              |
| Subtotal   |                           |     | 069 | 8102 | 000 | 130,356,606,803.74                       | -11,923,226,878.90  | -----  | 15,646.00         | -----   | 118,433,364,278.84              |
| Corridor Safety Improvement Demonstration Project, Federal Highway<br>Administration, Transportation<br>Fund Resources:                              |                           |     |     |      |     |  |   |  |                   |   |                                 |
| Undisbursed Funds  | No Year                   |     | 069 | 8120 | 000 | 683,040.53                               | -----   | -----  | -----             | -----   | 683,040.53                      |
| Contributions for Highway Research Program, Federal Highway<br>Administration, Transportation<br>Fund Resources:                                     |                           |     |     |      |     |  |   |  |                   |   |                                 |
| Undisbursed Funds  | No Year                   |     | 069 | 8264 | 000 | 2,950,447.88                             | 454,760.00  | -----  | 675,135.13        | -----   | 2,730,072.75                    |
| Cooperative Work, Forest Highways, Federal Highway Administration,<br>Transportation<br>Fund Resources:  |                           |     |     |      |     |  |   |  |                   |   |                                 |
| Undisbursed Funds  | No Year                   |     | 069 | 8265 | 000 | 4,369,351.33                             | -----   | -----  | -----             | -----   | 4,369,351.33                    |
| International Highway Transportation Outreach Program, Federal Highway<br>Administration, Transportation<br>Fund Resources:                          |                           |     |     |      |     |  |   |  |                   |   |                                 |
| Undisbursed Funds  | No Year                   |     | 069 | 8371 | 000 | 266,396.01                               | -----   | -----  | -----             | -----   | 266,396.01                      |
| Highway Projects, Federal Highway Administration, Transportation<br>Fund Resources:  |                           |     |     |      |     |  |   |  |                   |   |                                 |
| Undisbursed Funds  | No Year                   |     | 069 | 8382 | 000 | 7,282,883.20                             | -----   | -----  | 56,089.43         | -----   | 7,226,793.77                    |
| Mineola Grade Crossing, Federal Highway Administration, Transportation<br>Fund Resources:  |                           |     |     |      |     |  |   |  |                   |   |                                 |
| Undisbursed Funds  | No Year                   |     | 069 | 8386 | 000 | 462.00                                   | -----   | -----  | -----             | -----   | 462.00                          |
| Right-of-Way Revolving Fund, Liquidation of Contract Authorization,<br>Trust Fund, Federal Highway Administration, Transportation<br>Fund Resources: |                           |     |     |      |     |  |   |  |                   |   |                                 |
| Undisbursed Funds  | No Year                   |     | 069 | 8402 | 000 | 4,278,779.63                             | -----   | -----  | -----             | -----   | 4,278,779.63                    |
| Technical Assistance, United States Dollars Advanced from Foreign<br>Governments, Federal Highway Administration, Transportation<br>Fund Resources:  |                           |     |     |      |     |  |   |  |                   |   |                                 |
| Undisbursed Funds  | No Year                   |     | 069 | 8502 | 000 | 324,060.46                               | -----   | -----  | -----             | -----   | 324,060.46                      |
| Equipment, Supplies, Etc., for Cooperating Countries, Federal Highway<br>Administration, Transportation<br>Fund Resources:                           |                           |     |     |      |     |  |   |  |                   |   |                                 |
| Undisbursed Funds  | No Year                   |     | 069 | 8632 | 000 | 6,708.74                                 | -----   | -----  | -----             | -----   | 6,708.74                        |
| Total, Federal Highway Administration  |                           |     |     |      |     | 217,282,968,371.89                       | 54,085,568,572.99   | -151,381,796.00  | 54,017,764,291.48 | 51,258,940.56   | 217,148,131,916.84              |

Footnotes at End of Chapter

Appropriations, Outlays, and Balances - Continued

| Appropriation or Fund Account<br><br>Title  | Account Symbol            |     |     |      | Balances,<br>Beginning of<br>Fiscal Year | Appropriations<br>and Other<br>Obligational<br>Authority <sup>1</sup> | Transfers<br>Borrowings<br>and<br>Investment<br>(Net) <sup>2</sup> | Outlays<br>(Net) | Balances<br>Withdrawn<br>and Other<br>Transactions <sup>3</sup> | Balances, End<br>of Fiscal Year |                 |
|---|---------------------------|-----|-----|------|--|---|--|------------------|---|---------------------------------|-----------------|
|   | Period of<br>Availability | ATA | AID | MAIN |  |   |  |                  |   |                                 | SUB             |
| <b>Federal Motor Carrier Safety Administration</b>  |                           |     |     |      |  |   |  |                  |   |                                 |                 |
| <b>General Fund Accounts</b>  |                           |     |     |      |  |   |  |                  |   |                                 |                 |
| Motor Carrier Safety Grants, Federal Motor Carrier Safety Administration, Transportation Fund Resources:  |                           |     |     |      |  |   |  |                  |   |                                 |                 |
| Undisbursed Funds   | 2023-2026                 |     | 069 | 2817 | 000                                      | -----   | 124,500,000.00   | -----            | 4,796,122.23  | -----                           | 119,703,877.77  |
|   | 2022-2025                 |     |     |      |  | 120,183,873.01  | -----  | -----            | 32,676,056.05   | -----                           | 87,507,816.96   |
|   | Subtotal                  |     | 069 | 2817 | 000                                      | 120,183,873.01  | 124,500,000.00   | -----            | 37,472,178.28   | -----                           | 207,211,694.73  |
| Motor Carrier Safety Operations and Programs, Federal Motor Carrier Safety Administration, Transportation Fund Resources:                                 |                           |     |     |      |  |   |  |                  |   |                                 |                 |
| Undisbursed Funds   | 2023-2026                 |     | 069 | 2818 | 000                                      | -----   | 10,000,000.00  | -----            | -----   | -----                           | 10,000,000.00   |
|   | 2022-2025                 |     |     |      |  | 9,849,039.80  | -----  | -----            | 2,168,482.98  | -----                           | 7,680,556.82    |
|   | Subtotal                  |     | 069 | 2818 | 000                                      | 9,849,039.80  | 10,000,000.00  | -----            | 2,168,482.98  | -----                           | 17,680,556.82   |
| <b>Trust Fund Accounts</b>  |                           |     |     |      |  |   |  |                  |   |                                 |                 |
| National Motor Carrier Safety Program, Liquidation of Contract Authorization, Federal Motor Carrier Safety Administration, Transportation Fund Resources: |                           |     |     |      |  |   |  |                  |   |                                 |                 |
| Undisbursed Funds   | No Year                   |     | 069 | 8048 | 000                                      | 7,257,834.93  | -----  | -----            | -----   | -----                           | 7,257,834.93    |
| Unfunded Contract Authority   |                           |     |     |      |  | 4,809,831.36  | -----  | -----            | -----   | -----                           | 4,809,831.36    |
|   | Subtotal                  |     | 069 | 8048 | 000                                      | 12,067,666.29   | -----  | -----            | -----   | -----                           | 12,067,666.29   |
| Motor Carrier Safety Grants, Federal Motor Carrier Safety Administration, Transportation Fund Resources:  |                           |     |     |      |  |   |  |                  |   |                                 |                 |
| Undisbursed Funds   | No Year                   |     | 069 | 8158 | 000                                      | 166,602,007.34  | 410,771,139.00   | -----            | 463,182,169.91  | -----                           | 114,190,976.43  |
| Unfunded Contract Authority   |                           |     |     |      |  | -217,953,462.94   | <sup>12</sup> -----  | -----            | -----   | -----                           | -217,953,462.94 |
|   | Subtotal                  |     | 069 | 8158 | 000                                      | -51,351,455.60  | 410,771,139.00   | -----            | 463,182,169.91  | -----                           | -103,762,486.51 |
| Motor Carrier Safety Operations and Programs, Federal Motor Carrier Safety Administration, Transportation Fund Resources:                                 |                           |     |     |      |  |   |  |                  |   |                                 |                 |
| Undisbursed Funds   | No Year                   |     | 069 | 8159 | 000                                      | 170,674,598.54  | 417,705,937.68   | -----            | 359,493,563.01  | -----                           | 228,886,973.21  |
| Unfunded Contract Authority   |                           |     |     |      |  | 1,111,000.00  | <sup>13</sup> -----  | -----            | -----   | -----                           | 1,111,000.00    |
|   | Subtotal                  |     | 069 | 8159 | 000                                      | 171,785,598.54  | 417,705,937.68   | -----            | 359,493,563.01  | -----                           | 229,997,973.21  |
| Total, Federal Motor Carrier Safety Administration  |                           |     |     |      |  | 262,534,722.04  | 962,977,076.68   | -----            | 862,316,394.18  | -----                           | 363,195,404.54  |
| <b>National Highway Traffic Safety Administration</b>   |                           |     |     |      |  |   |  |                  |   |                                 |                 |
| <b>General Fund Accounts</b>  |                           |     |     |      |  |   |  |                  |   |                                 |                 |
| Operations and Research, National Highway Traffic Safety Administration, Transportation Fund Resources:   |                           |     |     |      |  |   |  |                  |   |                                 |                 |
| Undisbursed Funds   | 2023-2026                 |     | 069 | 0650 | 000                                      | -----   | 70,000,000.00  | -----            | 8,834,006.76  | -----                           | 61,165,993.24   |
|   | 2022-2025                 |     |     |      |  | 68,211,411.30   | -----  | -----            | 20,947,964.88   | -----                           | 47,263,446.42   |
|   | 2023-2024                 |     |     |      |  | -----   | 211,000,000.00   | -----            | 114,910,882.84  | -----                           | 96,089,117.16   |

Footnotes at End of Chapter



## Appropriations, Outlays, and Balances - Continued

| Appropriation or Fund Account<br><br>Title  | Account Symbol            |           |     |      | Balances,<br>Beginning of<br>Fiscal Year | Appropriations<br>and Other<br>Obligational<br>Authority <sup>1</sup> | Transfers<br>Borrowings<br>and<br>Investment<br>(Net) <sup>2</sup> | Outlays<br>(Net) | Balances<br>Withdrawn<br>and Other<br>Transactions <sup>3</sup> | Balances, End<br>of Fiscal Year |
|---|---------------------------|-----------|-----|------|--|---|--|------------------|---|---------------------------------|
|   | Period of<br>Availability | ATA       | AID | MAIN |  |   |  |                  |   |                                 |
|   | 2023                      |           |     |      | -----                                    | -----   | -----  | -291,536.50      | -----   | 291,536.50                      |
|   | 2022-2023                 |           |     |      | 96,508,671.56                            | -----   | -----  | 60,784,472.44    | -----   | 35,724,199.12                   |
|   | 2022                      |           |     |      | 1,000,581.75                             | -----   | -----  | 320,278.89       | -----   | 680,302.86                      |
|   | 2021-2022                 |           |     |      | 35,301,708.34                            | -----   | -----  | 23,092,426.06    | -----   | 12,209,282.28                   |
|   | 2021                      |           |     |      | 14,171,944.31                            | -----   | -----  | 8,087,826.92     | -----   | 6,084,117.39                    |
|   | 2020-2021                 |           |     |      | 13,515,609.30                            | -----   | -----  | 9,068,113.18     | -----   | 4,447,496.12                    |
|   | 2020                      |           |     |      | 6,123,122.91                             | -----   | -----  | 647,895.67       | -----   | 5,475,227.24                    |
|   | 2019-2020                 |           |     |      | 5,546,731.37                             | -----   | -----  | 1,568,840.29     | -----   | 3,977,891.08                    |
|   | 2019                      |           |     |      | 6,250,212.98                             | -----   | -----  | 1,019,563.83     | -----   | 5,230,649.15                    |
|   | 2018-2019                 |           |     |      | 1,966,068.78                             | -----   | -----  | 215,712.30       | -----   | 1,750,356.48                    |
|   | 2018                      |           |     |      | 5,840,209.21                             | -----   | -----  | 266,844.21       | 5,573,365.00  | -----                           |
|   | 2017-2018                 |           |     |      | 1,242,224.97                             | -----   | -----  | 2,501.80         | 1,239,723.17  | -----                           |
|   | No Year                   |           |     |      | 4,270,691.00                             | -----   | -----  | -696,731.94      | -----   | 4,967,422.94                    |
|   | Subtotal                  |           | 069 | 0650 | 000                                      | 259,949,187.78  | 281,000,000.00   | 248,779,061.63   | 6,813,088.17  | 285,357,037.98                  |
| Consumer Assistance to Recycle and Save Program, National Highway Traffic Safety Administration, Transportation Fund Resources: |                           |           |     |      |  |   |  |                  |   |                                 |
|   | Undisbursed Funds         |           | 069 | 0654 | 000                                      | 20,482,346.54   | -----  | -----            | -----   | 20,482,346.54                   |
| Next Generation 911 Implementation Grants, National Highway Traffic Safety Administration, Transportation Fund Resources:       |                           |           |     |      |  |   |  |                  |   |                                 |
|   | Undisbursed Funds         | 2012-2022 | 069 | 0661 | 000                                      | 21,709,813.23   | -----  | 18,188.88        | -----   | 21,691,624.35                   |
| Crash Data, National Highway Traffic Safety Administration, Transportation Fund Resources:                                      |                           |           |     |      |  |   |  |                  |   |                                 |
|   | Undisbursed Funds         | 2023-2026 | 069 | 0669 | 000                                      | -----   | 149,000,000.00   | -----            | -----   | 149,000,000.00                  |
|   |                           | 2022-2025 |     |      |  | 148,284,490.31  | -----  | 8,235,834.43     | -----   | 140,048,655.88                  |
|   | Subtotal                  |           | 069 | 0669 | 000                                      | 148,284,490.31  | 149,000,000.00   | 8,235,834.43     | -----   | 289,048,655.88                  |
| Vehicle Safety and Behavioral Research Programs, National Highway Traffic Safety Administration, Transportation Fund Resources: |                           |           |     |      |  |   |  |                  |   |                                 |
|   | Undisbursed Funds         | 2023-2026 | 069 | 0670 | 000                                      | -----   | 39,700,000.00  | -----            | 5,391,168.79  | 34,308,831.21                   |
|   |                           | 2022-2025 |     |      |  | 32,641,863.38   | -----  | 15,476,552.83    | -----   | 17,165,310.55                   |
|   | Subtotal                  |           | 069 | 0670 | 000                                      | 32,641,863.38   | 39,700,000.00  | 20,867,721.62    | -----   | 51,474,141.76                   |
| Supplemental Highway Traffic Safety Programs, National Highway Traffic Safety Administration, Transportation Fund Resources:    |                           |           |     |      |  |   |  |                  |   |                                 |
|   | Undisbursed Funds         | 2023-2026 | 069 | 0671 | 000                                      | -----   | 62,000,000.00  | -----            | 8,272,102.23  | 53,727,897.77                   |
|   |                           | 2022-2025 |     |      |  | 57,514,202.35   | -----  | 11,943,294.05    | -----   | 45,570,908.30                   |
|   | Subtotal                  |           | 069 | 0671 | 000                                      | 57,514,202.35   | 62,000,000.00  | 20,215,396.28    | -----   | 99,298,806.07                   |
| <b>Trust Fund Accounts</b>  |                           |           |     |      |  |   |  |                  |   |                                 |

Footnotes at End of Chapter

Appropriations, Outlays, and Balances - Continued

| Appropriation or Fund Account<br><br>Title  | Account Symbol            |     |     |             | Balances,<br>Beginning of<br>Fiscal Year | Appropriations<br>and Other<br>Obligational<br>Authority <sup>1</sup> | Transfers<br>Borrowings<br>and<br>Investment<br>(Net) <sup>2</sup> | Outlays<br>(Net) | Balances<br>Withdrawn<br>and Other<br>Transactions <sup>3</sup> | Balances, End<br>of Fiscal Year |                |                 |
|---|---------------------------|-----|-----|-------------|--|---|--|------------------|---|---------------------------------|----------------|-----------------|
|   | Period of<br>Availability | ATA | AID | MAIN<br>SUB |  |   |  |                  |   |                                 |                |                 |
| Operations and Research - Trust Fund, National Highway Traffic Safety Administration, Transportation<br>Fund Resources:   |                           |     |     |             |  |   |  |                  |   |                                 |                |                 |
| Undisbursed Funds   | No Year                   |     | 069 | 8016        | 000                                      | 45,568,134.50   | 206,000,000.00   | -----            | 163,010,728.55  | -----                           | 88,557,405.95  |                 |
| Unfunded Contract Authority   |                           |     |     |             |  | -46,301,401.00  | <sup>14</sup> -----  | -----            |   | -----                           | 1,739,414.71   | -48,040,815.71  |
| Subtotal  |                           |     | 069 | 8016        | 000                                      | -733,266.50   | 206,000,000.00   | -----            | 163,010,728.55  | -----                           | 1,739,414.71   | 40,516,590.24   |
| Highway Traffic Safety Grants, Liquidation of Contract Authorization, Trust Fund, National Highway Traffic Safety Administration, Transportation<br>Fund Resources: |                           |     |     |             |  |   |  |                  |   |                                 |                |                 |
| Undisbursed Funds   | No Year                   |     | 069 | 8020        | 000                                      | 140,809,540.54  | 993,781,732.03   | -----            | 788,230,724.55  | -----                           |                | 346,360,548.02  |
| Transfer To:  |                           |     |     |             |  |   |  |                  |   |                                 |                |                 |
| Federal Highway Administration, Transportation  | No Year                   | 069 | 069 | 8020        | 005                                      | 1,522,955.18  | -1,151,018.03  | -----            | 371,937.15  | -----                           |                | -----           |
| Unfunded Contract Authority   |                           |     |     |             |  | <sup>9</sup> -77,724,974.22   | -----  | -----            |   | -----                           | 153,919,137.25 | -231,644,111.47 |
| Federal Highway Administration, Transportation  | No Year                   | 069 | 069 | 8020        | 005                                      | <sup>9</sup> 23,204.08  | <sup>16</sup> 1,174,222.11   | -----            | -----   | -----                           |                | 1,197,426.19    |
| Subtotal  |                           |     | 069 | 8020        | 000                                      | 64,607,521.50   | 992,630,714.00   | -----            | 788,602,661.70  | -----                           | 153,919,137.25 | 114,716,436.55  |
| National Driver Register, National Highway Traffic Safety Administration, Transportation<br>Fund Resources:   |                           |     |     |             |  |   |  |                  |   |                                 |                |                 |
| Unfunded Contract Authority   | No Year                   |     | 069 | 8362        | 000                                      | -141,915.00   | -----  | -----            | -----   | -----                           |                | -141,915.00     |
| Total, National Highway Traffic Safety Administration   |                           |     |     |             |  | 604,314,243.59  | 1,730,330,714.00   | -----            | 1,249,729,593.09  | -----                           | 162,471,640.13 | 922,443,724.37  |
| <b>Federal Railroad Administration</b>  |                           |     |     |             |  |   |  |                  |   |                                 |                |                 |
| <b>General Fund Accounts</b>  |                           |     |     |             |  |   |  |                  |   |                                 |                |                 |
| Northeast Corridor Improvement Program, Federal Railroad Administration, Transportation<br>Fund Resources:  |                           |     |     |             |  |   |  |                  |   |                                 |                |                 |
| Undisbursed Funds   | No Year                   |     | 069 | 0123        | 000                                      | 10,568,983.22   | -----  | -----            | -----   | -----                           |                | 10,568,983.22   |
| Capital and Debt Service Grants to the National Railroad Passenger Corporation, Federal Railroad Administration, Transportation<br>Fund Resources:                  |                           |     |     |             |  |   |  |                  |   |                                 |                |                 |
| Undisbursed Funds   | No Year                   |     | 069 | 0125        | 000                                      | 384,273.34  | -----  | -----            | 288,001.23  | -----                           |                | 96,272.11       |
| Restoration and Enhancement Grants, Federal Railroad Administration, Transportation<br>Fund Resources:  |                           |     |     |             |  |   |  |                  |   |                                 |                |                 |
| Undisbursed Funds   | No Year                   |     | 069 | 0127        | 000                                      | 36,252,466.98   | -----  | -42,999.94       | 2,830,172.66  | -----                           |                | 33,379,294.38   |
| Magnetic Levitation Technology Deployment Program, Federal Railroad Administration, Transportation<br>Fund Resources:   |                           |     |     |             |  |   |  |                  |   |                                 |                |                 |
| Undisbursed Funds   | No Year                   |     | 069 | 0129        | 000                                      | 14,000,000.00   | -----  | -----            | -----   | -----                           |                | 14,000,000.00   |
| Safety and Operations, Federal Railroad Administration, Transportation<br>Fund Resources:   |                           |     |     |             |  |   |  |                  |   |                                 |                |                 |
| Undisbursed Funds   | 2023                      |     | 069 | 0700        | 000                                      | -----   | 225,449,000.00   | 10,000,000.00    | 190,212,778.11  | -----                           |                | 45,236,221.89   |
|   | 2022                      |     |     |             |  | 46,235,397.98   | -----  | -----            | 32,370,234.92   | -----                           |                | 13,865,163.06   |
|   | 2021                      |     |     |             |  | 15,402,220.08   | -----  | -----            | 1,759,712.35  | -----                           |                | 13,642,507.73   |

Footnotes at End of Chapter

## Appropriations, Outlays, and Balances - Continued

| Appropriation or Fund Account<br><br>Title   | Account Symbol            |     |     |      | Balances,<br>Beginning of<br>Fiscal Year | Appropriations<br>and Other<br>Obligational<br>Authority <sup>1</sup> | Transfers<br>Borrowings<br>and<br>Investment<br>(Net) <sup>2</sup> | Outlays<br>(Net) | Balances<br>Withdrawn<br>and Other<br>Transactions <sup>3</sup> | Balances, End<br>of Fiscal Year |                  |
|--|---------------------------|-----|-----|------|--|---|--|------------------|---|---------------------------------|------------------|
|  | Period of<br>Availability | ATA | AID | MAIN |  |   |  |                  |   |                                 | SUB              |
|  | 2020                      |     |     |      | 12,069,276.06                            | -----   | -----  | 3,748,672.60     | -----   | 8,320,603.46                    |                  |
|  | 2019                      |     |     |      | 11,123,814.94                            | -----   | -----  | 182,322.38       | -----   | 10,941,492.56                   |                  |
|  | 2018                      |     |     |      | 7,704,277.60                             | -----   | -----  | 3,263,066.45     | 4,441,211.15  | -----                           |                  |
|  | No Year                   |     |     |      | 64,481,908.67                            | 25,000,000.00   | -----  | 19,440,186.64    | -----   | 70,041,722.03                   |                  |
|  | Subtotal                  |     | 069 | 0700 | 000                                      | 157,016,895.33  | 250,449,000.00   | 10,000,000.00    | 250,976,973.45  | 4,441,211.15                    | 162,047,710.73   |
| Railroad Safety Technology Program, Federal Railroad Administration, Transportation  |                           |     |     |      |  |   |  |                  |   |                                 |                  |
| Fund Resources:  |                           |     |     |      |  |   |  |                  |   |                                 |                  |
| Undisbursed Funds  | No Year                   |     | 069 | 0701 | 000                                      | 642,445.00  | -----  | -----            | -----   | -----                           | 642,445.00       |
| Railroad Safety, Federal Railroad Administration, Transportation   |                           |     |     |      |  |   |  |                  |   |                                 |                  |
| Fund Resources:  |                           |     |     |      |  |   |  |                  |   |                                 |                  |
| Undisbursed Funds  | No Year                   |     | 069 | 0702 | 000                                      | 17,707,312.66   | -1,610,000.00  | -----            | 1,139,189.82  | -----                           | 14,958,122.84    |
| Grants to the National Railroad Passenger Corporation, Federal Railroad Administration, Transportation                                 |                           |     |     |      |  |   |  |                  |   |                                 |                  |
| Fund Resources:  |                           |     |     |      |  |   |  |                  |   |                                 |                  |
| Undisbursed Funds  | No Year                   |     | 069 | 0704 | 000                                      | 45,145,990.20   | -----  | -----            | 411,930.79  | -----                           | 44,734,059.41    |
| Passenger Rail Service, Capital Assistance to States - Intercity, Federal Railroad Administration, Transportation                      |                           |     |     |      |  |   |  |                  |   |                                 |                  |
| Fund Resources:  |                           |     |     |      |  |   |  |                  |   |                                 |                  |
| Undisbursed Funds  | No Year                   |     | 069 | 0715 | 000                                      | 6,760,555.84  | -----  | -----            | 1,859,957.23  | -----                           | 4,900,598.61     |
| Rail Line Relocation and Improvement Program, Federal Railroad Administration, Transportation  |                           |     |     |      |  |   |  |                  |   |                                 |                  |
| Fund Resources:  |                           |     |     |      |  |   |  |                  |   |                                 |                  |
| Undisbursed Funds  | No Year                   |     | 069 | 0716 | 000                                      | 3,186,124.16  | -1,811,124.16  | -----            | -----   | -----                           | 1,375,000.00     |
| Capital Assistance for High Speed Rail Corridors and Intercity Passenger Rail Service, Federal Railroad Administration, Transportation |                           |     |     |      |  |   |  |                  |   |                                 |                  |
| Fund Resources:  |                           |     |     |      |  |   |  |                  |   |                                 |                  |
| Undisbursed Funds  | No Year                   |     | 069 | 0719 | 000                                      | 1,264,063,281.78  | -----  | -9,999.07        | 18,145,915.95   | -----                           | 1,245,907,366.76 |
| Next Generation High Speed Rail, Federal Railroad Administration, Transportation   |                           |     |     |      |  |   |  |                  |   |                                 |                  |
| Fund Resources:  |                           |     |     |      |  |   |  |                  |   |                                 |                  |
| Undisbursed Funds  | No Year                   |     | 069 | 0722 | 000                                      | 945,241.27  | -----  | -----            | -----   | -----                           | 945,241.27       |
| Pennsylvania Station Redevelopment Project, Federal Railroad Administration, Transportation  |                           |     |     |      |  |   |  |                  |   |                                 |                  |
| Fund Resources:  |                           |     |     |      |  |   |  |                  |   |                                 |                  |
| Undisbursed Funds  | No Year                   |     | 069 | 0723 | 000                                      | 0.66  | -----  | -----            | -----   | 0.66                            | -----            |
| Railroad Research and Development, Federal Railroad Administration, Transportation   |                           |     |     |      |  |   |  |                  |   |                                 |                  |
| Fund Resources:  |                           |     |     |      |  |   |  |                  |   |                                 |                  |
| Undisbursed Funds  | 2022-2024                 |     | 069 | 0745 | 000                                      | -----   | -----  | -----            | -409,000.00   | -----                           | 409,000.00       |
|  | 2018                      |     |     |      |  | 1,699.00  | -----  | -----            | 1,699.00  | -----                           | -----            |
|  | No Year                   |     |     |      |  | 75,730,271.38   | 44,000,000.00  | -----            | 33,555,985.34   | -----                           | 86,174,286.04    |
|  | Subtotal                  |     | 069 | 0745 | 000                                      | 75,731,970.38   | 44,000,000.00  | -----            | 33,148,684.34   | -----                           | 86,583,286.04    |

Footnotes at End of Chapter

Appropriations, Outlays, and Balances - Continued

| Appropriation or Fund Account<br><br>Title   | Account Symbol            |     |     |      | Balances,<br>Beginning of<br>Fiscal Year | Appropriations<br>and Other<br>Obligational<br>Authority <sup>1</sup> | Transfers<br>Borrowings<br>and<br>Investment<br>(Net) <sup>2</sup> | Outlays<br>(Net) | Balances<br>Withdrawn<br>and Other<br>Transactions <sup>3</sup> | Balances, End<br>of Fiscal Year |                   |
|--|---------------------------|-----|-----|------|--|---|--|------------------|---|---------------------------------|-------------------|
|  | Period of<br>Availability | ATA | AID | MAIN |  |   |  |                  |   |                                 | SUB               |
| Railroad Rehabilitation and Improvement Financing Program, Office of the Secretary, Transportation Fund Resources:                       |                           |     |     |      |  |   |  |                  |   |                                 |                   |
| Undisbursed Funds  | 2023                      |     | 069 | 0750 | 000                                      | -----   | 45,302,424.55  | -----            | 45,302,424.54   | -----                           | 0.01              |
|  | 2019                      |     |     |      |  | 0.87  | -----  | -----            | -----   | -----                           | 0.87              |
|  | 2018                      |     |     |      |  | 0.50  | -----  | -----            | 0.50  | -----                           | -----             |
|  | No Year                   |     |     |      |  | 35,636,622.71   | -----  | -----            | -----   | -----                           | 35,636,622.71     |
|  | Subtotal                  |     | 069 | 0750 | 000                                      | 35,636,624.08   | 45,302,424.55  | -----            | 45,302,424.54   | 0.50                            | 35,636,623.59     |
| Financial Assistance Oversight and Technical Assistance, Federal Railroad Administration, Transportation Fund Resources:                 |                           |     |     |      |  |   |  |                  |   |                                 |                   |
| Undisbursed Funds  | No Year                   |     | 069 | 0759 | 000                                      | 242,836,891.91  | 14,200,000.00  | 3,276,888.44     | 39,985,521.82   | -----                           | 220,328,258.53    |
| Railroad Crossing Elimination Program, Federal Railroad Administration, Transportation Fund Resources:                                   |                           |     |     |      |  |   |  |                  |   |                                 |                   |
| Undisbursed Funds  | No Year                   |     | 069 | 0760 | 000                                      | 588,000,000.00  | 600,000,000.00   | -----            | -----   | -----                           | 1,188,000,000.00  |
| Northeast Corridor Grants to the National Railroad Passenger Corporation, Transportation Fund Resources:                                 |                           |     |     |      |  |   |  |                  |   |                                 |                   |
| Undisbursed Funds  | 2021-2024                 |     | 069 | 1774 | 000                                      | 1,000,000.00  | -1,000,000.00  | -----            | -----   | -----                           | -----             |
|  | No Year                   |     |     |      |  | 1,199,737,916.91  | 2,458,510,000.00   | -281,774.09      | 1,455,137,497.71  | -----                           | 2,202,828,645.11  |
|  | Subtotal                  |     | 069 | 1774 | 000                                      | 1,200,737,916.91  | 2,457,510,000.00   | -281,774.09      | 1,455,137,497.71  | -----                           | 2,202,828,645.11  |
| National Network Grants to the National Railroad Passenger Corporation, Transportation Fund Resources:                                   |                           |     |     |      |  |   |  |                  |   |                                 |                   |
| Undisbursed Funds  | 2021-2024                 |     | 069 | 1775 | 000                                      | 1,000,000.00  | -1,000,000.00  | -----            | -----   | -----                           | -----             |
|  | No Year                   |     |     |      |  | 3,190,602,078.12  | 4,392,500,000.00   | -1,040,214.34    | 1,734,987,072.15  | -----                           | 5,847,074,791.63  |
|  | Subtotal                  |     | 069 | 1775 | 000                                      | 3,191,602,078.12  | 4,391,500,000.00   | -1,040,214.34    | 1,734,987,072.15  | -----                           | 5,847,074,791.63  |
| Federal-State Partnership for Intercity Passenger Rail Grants, Federal Railroad Administration, Transportation Fund Resources:           |                           |     |     |      |  |   |  |                  |   |                                 |                   |
| Undisbursed Funds  | No Year                   |     | 069 | 2810 | 000                                      | 8,192,316,599.71  | 7,298,000,000.00   | -1,328,934.00    | 37,153,690.17   | -----                           | 15,451,833,975.54 |
| Consolidated Rail Infrastructure and Safety Improvements Grants, Federal Railroad Administration, Transportation Fund Resources:         |                           |     |     |      |  |   |  |                  |   |                                 |                   |
| Undisbursed Funds  | No Year                   |     | 069 | 2811 | 000                                      | 2,881,206,064.68  | 1,548,800,000.00   | -572,967.00      | 130,068,100.21  | -----                           | 4,299,364,997.47  |
| <b>Trust Fund Accounts</b>   |                           |     |     |      |  |   |  |                  |   |                                 |                   |
| High-Speed Ground Transportation, Liquidation of Contract Authorization, Federal Railroad Administration, Transportation Fund Resources: |                           |     |     |      |  |   |  |                  |   |                                 |                   |
| Undisbursed Funds  | No Year                   |     | 069 | 8552 | 000                                      | 29,031.27   | -----  | -----            | -----   | 29,031.27                       | -----             |
| Total, Federal Railroad Administration   |                           |     |     |      |  | 17,964,770,747.50   | 16,646,340,300.39  | 10,000,000.00    | 3,751,435,132.07  | 4,470,243.58                    | 30,865,205,672.24 |

Footnotes at End of Chapter

## Appropriations, Outlays, and Balances - Continued

| Appropriation or Fund Account  | Account Symbol            |     |     |      | Balances,<br>Beginning of<br>Fiscal Year | Appropriations<br>and Other<br>Obligational<br>Authority <sup>1</sup> | Transfers<br>Borrowings<br>and<br>Investment<br>(Net) <sup>2</sup> | Outlays<br>(Net) | Balances<br>Withdrawn<br>and Other<br>Transactions <sup>3</sup> | Balances, End<br>of Fiscal Year |
|--|---------------------------|-----|-----|------|--|---|--|------------------|---|---------------------------------|
| Title  | Period of<br>Availability | ATA | AID | MAIN |  |   |  |                  |   |                                 |
| <b>Federal Transit Administration</b>  |                           |     |     |      |  |   |  |                  |   |                                 |
| <b>General Fund Accounts</b>   |                           |     |     |      |  |   |  |                  |   |                                 |
| Administrative Expenses, Federal Transit Administration,<br>Transportation<br>Fund Resources:                        |                           |     |     |      |  |   |  |                  |   |                                 |
| Undisbursed Funds  | 2021-2022                 |     | 069 | 1120 | 000                                      | 2,163,571.17  | -----  | 756,267.84       | -----   | 1,407,303.33                    |
|  | 2020-2021                 |     |     |      |  | 1,045,060.42  | -----  | 354,619.32       | -----   | 690,441.10                      |
|  | 2020                      |     |     |      |  | 689,654.95  | -----  | 68,107.26        | -----   | 621,547.69                      |
|  | 2019                      |     |     |      |  | 796,686.82  | -----  | -343.63          | -----   | 797,030.45                      |
|  | 2018                      |     |     |      |  | 1,093,464.03  | -----  | -247,669.99      | 1,341,134.02  | -----                           |
|  | No Year                   |     |     |      |  | 332,335.03  | -----  | -48,576.66       | -----   | 380,911.69                      |
|  | Subtotal                  |     | 069 | 1120 | 000                                      | 6,120,772.42  | -----  | 882,404.14       | 1,341,134.02  | 3,897,234.26                    |
| Research, Training, and Human Resources, Federal Transit<br>Administration, Transportation<br>Fund Resources:        |                           |     |     |      |  |   |  |                  |   |                                 |
| Undisbursed Funds  | No Year                   |     | 069 | 1121 | 000                                      | 4,060.79  | -----  | -----            | -----   | 4,060.79                        |
| Urban Formula Grants, Federal Transit Administration, Transportation<br>Fund Resources:                              |                           |     |     |      |  |   |  |                  |   |                                 |
| Undisbursed Funds  | No Year                   |     | 069 | 1124 | 000                                      | 31,867.02   | -----  | -----            | -----   | 31,867.02                       |
| Job Access and Reverse Commute Grants, Federal Transit Administration,<br>Transportation<br>Fund Resources:          |                           |     |     |      |  |   |  |                  |   |                                 |
| Undisbursed Funds  | No Year                   |     | 069 | 1125 | 000                                      | 648,301.17  | -----  | -----            | -----   | 648,301.17                      |
| Washington Metropolitan Area Transit Authority, Federal Transit<br>Administration, Transportation<br>Fund Resources: |                           |     |     |      |  |   |  |                  |   |                                 |
| Undisbursed Funds  | No Year                   |     | 069 | 1128 | 000                                      | 144,899,343.91  | 150,000,000.00   | 150,988,110.00   | -----   | 143,911,233.91                  |
| Formula Grants, Federal Transit Administration, Transportation<br>Fund Resources:                                    |                           |     |     |      |  |   |  |                  |   |                                 |
| Undisbursed Funds  | No Year                   |     | 069 | 1129 | 000                                      | 15,012,961.20   | -----  | 361,459.00       | -----   | 14,651,502.20                   |
| Capital Investment Grants, Federal Transit Administration,<br>Transportation<br>Fund Resources:                      |                           |     |     |      |  |   |  |                  |   |                                 |
| Undisbursed Funds  | 2023-2025                 |     | 069 | 1134 | 000                                      | -----   | 212,368,694.74   | -----            | -----   | 212,368,694.74                  |
|  | 2021-2024                 |     |     |      |  | 1,215,315,559.06  | -----  | 246,580,026.33   | -----   | 968,735,532.73                  |
|  | 2022-2023                 |     |     |      |  | 198,499,972.42  | -112,368,693.42  | -----            | -----   | 86,131,279.00                   |
|  | 2020-2023                 |     |     |      |  | 819,671,756.18  | -100,000,001.32  | 80,590,837.40    | -----   | 639,080,917.46                  |
|  | 2019-2022                 |     |     |      |  | 893,292,756.62  | -----  | 242,181,328.29   | -----   | 651,111,428.33                  |
|  | 2018-2021                 |     |     |      |  | 654,177,018.09  | -----  | 130,549,605.95   | -----   | 523,627,412.14                  |
|  | No Year                   |     |     |      |  | 5,108,525,850.66  | 4,235,000,000.00   | 1,636,890,937.24 | -----   | 7,706,634,913.42                |
|  | Subtotal                  |     | 069 | 1134 | 000                                      | 8,889,482,913.03  | 4,235,000,000.00   | 2,336,792,735.21 | -----   | 10,787,690,177.82               |

Footnotes at End of Chapter

Appropriations, Outlays, and Balances - Continued

| Appropriation or Fund Account<br><br>Title  | Account Symbol            |     |     |      | Balances,<br>Beginning of<br>Fiscal Year | Appropriations<br>and Other<br>Obligational<br>Authority <sup>1</sup> | Transfers<br>Borrowings<br>and<br>Investment<br>(Net) <sup>2</sup> | Outlays<br>(Net) | Balances<br>Withdrawn<br>and Other<br>Transactions <sup>3</sup> | Balances, End<br>of Fiscal Year |
|---|---------------------------|-----|-----|------|--|---|--|------------------|---|---------------------------------|
|   | Period of<br>Availability | ATA | AID | MAIN |  |   |  |                  |   |                                 |
| University Transportation Research, Federal Transit Administration,<br>Transportation<br>Fund Resources:<br>Undisbursed Funds             | No Year                   |     | 069 | 1136 | 000                                      | 5,494.95  | -----  | -----            | -----   | 5,494.95                        |
| Transit Research, Federal Transit Administration, Transportation<br>Fund Resources:<br>Undisbursed Funds                                  | No Year                   |     | 069 | 1137 | 000                                      | 11,855,394.15   | -----  | -----            | -1,640,753.50   | 13,496,147.65                   |
| Public Transportation Emergency Relief Program, Federal Transit<br>Administration, Transportation<br>Fund Resources:<br>Undisbursed Funds | No Year                   |     | 069 | 1140 | 000                                      | 5,017,093,381.33  | 213,905,338.00   | -----            | 715,798,825.22  | 4,515,199,894.11                |
| Technical Assistance and Training, Federal Transit Administration,<br>Transportation<br>Fund Resources:<br>Undisbursed Funds              | 2023-2024                 |     | 069 | 1142 | 000                                      | -----   | 7,500,000.00   | -----            | -----   | 7,500,000.00                    |
|   | 2022-2023                 |     |     |      |  | 7,500,000.00  | -----  | -----            | 1,465,872.68  | 6,034,127.32                    |
|   | 2021-2022                 |     |     |      |  | 5,687,824.33  | -----  | -----            | 2,948,339.72  | 2,739,484.61                    |
|   | 2020-2021                 |     |     |      |  | 1,364,783.09  | -----  | -----            | 1,364,783.09  | -----                           |
|   | 2019                      |     |     |      |  | 421,091.57  | -----  | -----            | 410,106.99  | 10,984.58                       |
|   | 2018                      |     |     |      |  | 77,379.06   | -----  | -----            | 56,834.83   | 20,544.23                       |
|   | No Year                   |     |     |      |  | 864,502.24  | -----  | -----            | 183,894.17  | 680,608.07                      |
|   | Subtotal                  |     | 069 | 1142 | 000                                      | 15,915,580.29   | 7,500,000.00   | -----            | 6,429,831.48  | 20,544.23                       |
| Electric or Low-Emitting Ferry Program, Federal Transit<br>Administration, Transportation<br>Fund Resources:<br>Undisbursed Funds         | No Year                   |     | 069 | 1144 | 000                                      | 49,995,000.00   | 49,995,000.00  | -----            | -----   | 99,990,000.00                   |
| All Stations Accessibility Program, Federal Transit Administration,<br>Transportation<br>Fund Resources:<br>Undisbursed Funds             | No Year                   |     | 069 | 1145 | 000                                      | 349,965,000.00  | 349,965,000.00   | -----            | -----   | 699,930,000.00                  |
| Ferry Service for Rural Communities, Federal Transit Administration,<br>Transportation<br>Fund Resources:<br>Undisbursed Funds            | No Year                   |     | 069 | 1146 | 000                                      | 199,980,000.00  | 199,980,000.00   | -----            | -----   | 399,960,000.00                  |
| Transit Infrastructure Grants, Federal Transit Administration,<br>Transportation<br>Fund Resources:<br>Undisbursed Funds                  | 2021-2024                 |     | 069 | 2812 | 000                                      | 14,441,255,128.00   | -----  | 148,713,042.00   | 7,983,969,292.78  | 6,605,998,877.22                |
|   | 2020-2023                 |     |     |      |  | -----   | -----  | 2,668,754.00     | 1,195,480.00  | 1,473,274.00                    |
|   | No Year                   |     |     |      |  | 10,152,650,554.89   | 2,591,754,324.00   | -----            | 2,437,552,662.91  | 10,306,852,215.98               |
|   | Subtotal                  |     | 069 | 2812 | 000                                      | 24,593,905,682.89   | 2,591,754,324.00   | 151,381,796.00   | 10,422,717,435.69   | 16,914,324,367.20               |
| <b>Trust Fund Accounts</b>  |                           |     |     |      |  |   |  |                  |   |                                 |

Footnotes at End of Chapter

## Appropriations, Outlays, and Balances - Continued

| Appropriation or Fund Account<br><br>Title   | Account Symbol            |     |     |      | Balances,<br>Beginning of<br>Fiscal Year | Appropriations<br>and Other<br>Obligational<br>Authority <sup>1</sup> | Transfers<br>Borrowings<br>and<br>Investment<br>(Net) <sup>2</sup> | Outlays<br>(Net) | Balances<br>Withdrawn<br>and Other<br>Transactions <sup>3</sup> | Balances, End<br>of Fiscal Year |                   |
|--|---------------------------|-----|-----|------|--|---|--|------------------|---|---------------------------------|-------------------|
|  | Period of<br>Availability | ATA | AID | MAIN |  |   |  |                  |   |                                 | SUB               |
| <b>Discretionary Grants, Liquidation of Contract Authorization, Highway Trust Fund, Federal Transit Administration, Transportation Fund Resources:</b> |                           |     |     |      |  |   |  |                  |   |                                 |                   |
| Undisbursed Funds  | No Year                   |     | 069 | 8191 | 000                                      | 2,598.00  | -----  | -----            | -----   | 2,598.00                        |                   |
| Unfunded Contract Authority  |                           |     |     |      |  | -38,246,635.15  | -----  | -----            | -----   | -38,246,635.15                  |                   |
| Subtotal   |                           |     | 069 | 8191 | 000                                      | -38,244,037.15  | -----  | -----            | -----   | -38,244,037.15                  |                   |
| <b>Formula and Bus Grants, Liquidation of Contract Authorization, Federal Transit Administration, Transportation Fund Resources:</b>                   |                           |     |     |      |  |   |  |                  |   |                                 |                   |
| Undisbursed Funds  | No Year                   |     | 069 | 8350 | 000                                      | 999,679,018.09  | 9,565,097,301.00   | -----            | 9,965,362,146.82  | 599,414,172.27                  |                   |
| Unfunded Contract Authority  |                           |     |     |      |  | <sup>9</sup> 3,439,237,476.04   | <sup>17</sup> 961,827,101.00                                       | -----            | -----   | 4,401,064,577.04                |                   |
| Subtotal   |                           |     | 069 | 8350 | 000                                      | 4,438,916,494.13  | 10,526,924,402.00  | -----            | 9,965,362,146.82  | 5,000,478,749.31                |                   |
| Total, Federal Transit Administration  |                           |     |     |      |  | 43,695,588,210.13   | 18,325,024,064.00  | 151,381,796.00   | 23,597,692,194.06   | 1,361,678.25                    | 38,572,940,197.82 |
| <b>Saint Lawrence Seaway Development Corporation</b>   |                           |     |     |      |  |   |  |                  |   |                                 |                   |
| <b>Public Enterprise Funds</b>   |                           |     |     |      |  |   |  |                  |   |                                 |                   |
| Great Lakes St. Lawrence Seaway Development Corporation Fund, Transportation Fund Resources:   |                           |     |     |      |  |   |  |                  |   |                                 |                   |
| Undisbursed Funds  | No Year                   |     | 069 | 4089 | 000                                      | 47,739,591.93   | -----  | 480,000.00       | 2,104,437.27  | 46,115,154.66                   |                   |
| Funds Held Outside the Treasury  |                           |     |     |      |  | 10,240,000.00   | -----  | -480,000.00      | -----   | 9,760,000.00                    |                   |
| Authority to Borrow from the Treasury  |                           |     |     |      |  | 3,200,000.00  | -----  | -----            | -----   | 3,200,000.00                    |                   |
| Subtotal   |                           |     | 069 | 4089 | 000                                      | 61,179,591.93   | -----  | -----            | 2,104,437.27  | 59,075,154.66                   |                   |
| <b>Trust Fund Accounts</b>   |                           |     |     |      |  |   |  |                  |   |                                 |                   |
| Operations and Maintenance, Great Lakes St. Lawrence Seaway Development Corporation, Transportation Fund Resources:                                    |                           |     |     |      |  |   |  |                  |   |                                 |                   |
| Undisbursed Funds  | No Year                   |     | 069 | 8003 | 000                                      | -----   | 38,500,000.00  | -----            | 38,500,000.00   | -----                           |                   |
| Total, Saint Lawrence Seaway Development Corporation   |                           |     |     |      |  | 61,179,591.93   | 38,500,000.00  | -----            | 40,604,437.27   | 59,075,154.66                   |                   |
| <b>Pipeline and Hazardous Materials Safety Administration</b>  |                           |     |     |      |  |   |  |                  |   |                                 |                   |
| <b>General Fund Accounts</b>   |                           |     |     |      |  |   |  |                  |   |                                 |                   |
| Research and Special Programs, Pipeline and Hazardous Materials Safety Administration, Transportation Fund Resources:                                  |                           |     |     |      |  |   |  |                  |   |                                 |                   |
| Undisbursed Funds  | No Year                   |     | 069 | 0104 | 000                                      | 18,717.03   | -----  | -----            | -----   | 18,717.03                       |                   |
| Operational Expenses, Pipeline and Hazardous Materials Safety Administration, Transportation Fund Resources:   |                           |     |     |      |  |   |  |                  |   |                                 |                   |
| Undisbursed Funds  | 2023-2025                 |     | 069 | 1400 | 000                                      | -----   | 4,500,000.00   | -----            | -----   | 4,500,000.00                    |                   |
|  | 2022-2024                 |     |     |      |  | 4,500,000.00  | -----  | -----            | 1,257,438.34  | 3,242,561.66                    |                   |
|  | 2023                      |     |     |      |  | -----   | 25,436,000.00  | -----            | 18,907,604.44   | 6,528,395.56                    |                   |
|  | 2021-2023                 |     |     |      |  | 3,176,877.41  | -----  | -----            | 787,438.00  | 2,389,439.41                    |                   |
|  | 2022                      |     |     |      |  | 7,467,541.86  | -----  | -----            | 6,515,745.12  | 951,796.74                      |                   |

Footnotes at End of Chapter

Appropriations, Outlays, and Balances - Continued

| Appropriation or Fund Account<br><br>Title  | Account Symbol            |     |     |      | Balances,<br>Beginning of<br>Fiscal Year | Appropriations<br>and Other<br>Obligational<br>Authority <sup>1</sup> | Transfers<br>Borrowings<br>and<br>Investment<br>(Net) <sup>2</sup> | Outlays<br>(Net) | Balances<br>Withdrawn<br>and Other<br>Transactions <sup>3</sup> | Balances, End<br>of Fiscal Year |
|---|---------------------------|-----|-----|------|--|---|--|------------------|---|---------------------------------|
|   | Period of<br>Availability | ATA | AID | MAIN |  |   |  |                  |   |                                 |
|   | 2020-2022                 |     |     |      | 212,271.93                               | -----   | -----  | 149,115.13       | -----   | 63,156.80                       |
|   | 2021                      |     |     |      | 994,160.89                               | -----   | -----  | 349,761.69       | -----   | 644,399.20                      |
|   | 2020                      |     |     |      | 269,256.49                               | -----   | -----  | 7,196.32         | -----   | 262,060.17                      |
|   | 2019                      |     |     |      | 842,275.19                               | -----   | -----  | 100,541.86       | -----   | 741,733.33                      |
|   | 2018                      |     |     |      | 162,465.20                               | -----   | -----  | -10,188.51       | 172,653.71  | -----                           |
|   | Subtotal                  |     | 069 | 1400 | 000                                      | 17,624,848.97   | 29,936,000.00  | 28,064,652.39    | 172,653.71  | 19,323,542.87                   |
| Hazardous Materials Safety, Pipeline and Hazardous Materials Safety<br>Administration, Transportation<br>Fund Resources:  |                           |     |     |      |  |   |  |                  |   |                                 |
| Undisbursed Funds   | 2023-2025                 |     | 069 | 1401 | 000                                      | -----   | 12,070,000.00  | 27,553.86        | -----   | 12,042,446.14                   |
|   | 2022-2024                 |     |     |      |  | 11,920,000.00   | -----  | 5,500,927.52     | -----   | 6,419,072.48                    |
|   | 2023                      |     |     |      |  | -----   | 58,673,000.00  | 46,513,119.48    | -----   | 12,159,880.52                   |
|   | 2021-2023                 |     |     |      |  | 7,870,374.08  | -----  | 3,010,732.02     | -----   | 4,859,642.06                    |
|   | 2022                      |     |     |      |  | 11,537,533.83   | -----  | 10,582,777.25    | -----   | 954,756.58                      |
|   | 2020-2022                 |     |     |      |  | 2,359,365.69  | -----  | 1,465,417.32     | -----   | 893,948.37                      |
|   | 2021                      |     |     |      |  | 369,426.43  | -----  | 55,635.25        | -----   | 313,791.18                      |
|   | 2019-2021                 |     |     |      |  | 3,390,699.52  | -----  | 1,214,158.91     | -----   | 2,176,540.61                    |
|   | 2020                      |     |     |      |  | 305,099.12  | -----  | 49,225.45        | -----   | 255,873.67                      |
|   | 2018-2020                 |     |     |      |  | 164,169.61  | -----  | -----            | -----   | 164,169.61                      |
|   | 2019                      |     |     |      |  | 255,621.14  | -----  | 21,211.61        | -----   | 234,409.53                      |
|   | 2017-2019                 |     |     |      |  | 11,840.96   | -----  | -5,546.64        | -----   | 17,387.60                       |
|   | 2018                      |     |     |      |  | 290,480.79  | -----  | -43,464.10       | 333,944.89  | -----                           |
|   | 2016-2018                 |     |     |      |  | 64,306.56   | -----  | -169.77          | 64,476.33   | -----                           |
|   | No Year                   |     |     |      |  | 998,377.73  | -----  | -649,750.23      | -----   | 1,648,127.96                    |
|   | Subtotal                  |     | 069 | 1401 | 000                                      | 39,537,295.46   | 70,743,000.00  | 67,741,827.93    | 398,421.22  | 42,140,046.31                   |
| Natural Gas Distribution Infrastructure Safety and Modernization Grant<br>Program, Pipeline and Hazardous Materials Safety Administration,<br>Transportation<br>Fund Resources: |                           |     |     |      |  |   |  |                  |   |                                 |
| Undisbursed Funds   | 2023-2033                 |     | 069 | 1402 | 000                                      | -----   | 199,980,000.00   | 525,409.68       | -----   | 199,454,590.32                  |
|   | 2022-2032                 |     |     |      |  | 198,674,032.11  | -----  | 1,618,477.24     | -----   | 197,055,554.87                  |
|   | Subtotal                  |     | 069 | 1402 | 000                                      | 198,674,032.11  | 199,980,000.00   | 2,143,886.92     | -----   | 396,510,145.19                  |
| <b>Special Fund Accounts</b>  |                           |     |     |      |  |   |  |                  |   |                                 |
| Pipeline Safety, Pipeline and Hazardous Materials Safety<br>Administration, Transportation<br>Fund Resources:   |                           |     |     |      |  |   |  |                  |   |                                 |
| Undisbursed Funds   | 2023-2025                 |     | 069 | 5172 | 000                                      | -----   | 160,985,000.00   | 43,903,665.20    | -----   | 117,081,334.80                  |
|   | 2022-2024                 |     |     |      |  | 117,759,561.57  | -----  | 90,194,812.92    | -----   | 27,564,748.65                   |
|   | 2021-2023                 |     |     |      |  | 28,337,469.72   | -----  | 11,590,648.27    | -----   | 16,746,821.45                   |
|   | 2020-2022                 |     |     |      |  | 15,387,086.75   | -----  | 4,453,185.09     | -----   | 10,933,901.66                   |
|   | 2019-2021                 |     |     |      |  | 10,453,418.82   | -----  | 2,630,078.57     | -----   | 7,823,340.25                    |

Footnotes at End of Chapter



## Appropriations, Outlays, and Balances - Continued

| Appropriation or Fund Account<br><br>Title  | Account Symbol            |     |     |      | Balances,<br>Beginning of<br>Fiscal Year | Appropriations<br>and Other<br>Obligational<br>Authority <sup>1</sup> | Transfers<br>Borrowings<br>and<br>Investment<br>(Net) <sup>2</sup> | Outlays<br>(Net) | Balances<br>Withdrawn<br>and Other<br>Transactions <sup>3</sup> | Balances, End<br>of Fiscal Year |                |
|---|---------------------------|-----|-----|------|--|---|--|------------------|---|---------------------------------|----------------|
|   | Period of<br>Availability | ATA | AID | MAIN |  |   |  |                  |   |                                 | SUB            |
|   | 2018-2020                 |     |     |      | 6,421,643.54                             | -----   | -----  | 1,375,115.33     | -----   | 5,046,528.21                    |                |
|   | 2017-2019                 |     |     |      | 3,982,582.80                             | -----   | -----  | 812,100.02       | -----   | 3,170,482.78                    |                |
|   | 2018                      |     |     |      | 647,078.72                               | -868,186.51   | -----  | -221,107.79      | -----   | -----                           |                |
|   | 2016-2018                 |     |     |      | 1,700,395.82                             | -564,586.22   | -----  | 1,135,809.60     | -----   | -----                           |                |
|   | No Year                   |     |     |      | 700,654.23                               | -----   | -----  | 138,197.32       | -----   | 562,456.91                      |                |
|   | Subtotal                  |     | 069 | 5172 | 000                                      | 185,389,891.97  | 159,552,227.27   | -----            | 156,012,504.53  | -----                           | 188,929,614.71 |
| Emergency Preparedness Grant, Pipeline and Hazardous Materials Safety Administration, Transportation Fund Resources:        |                           |     |     |      |  |   |  |                  |   |                                 |                |
| Undisbursed Funds   | 2021-2023                 |     | 069 | 5282 | 000                                      | 552,773.26  | -----  | -----            | 483,551.16  | -----                           | 69,222.10      |
|   | No Year                   |     |     |      |  | 77,226,899.20   | 25,698,575.00  | -----            | 28,193,796.07   | -----                           | 74,731,678.13  |
|   | Subtotal                  |     | 069 | 5282 | 000                                      | 77,779,672.46   | 25,698,575.00  | -----            | 28,677,347.23   | -----                           | 74,800,900.23  |
| <b>Trust Fund Accounts</b>  |                           |     |     |      |  |   |  |                  |   |                                 |                |
| Trust Fund Share of Pipeline Safety, Pipeline and Hazardous Materials Safety Administration, Transportation Fund Resources: |                           |     |     |      |  |   |  |                  |   |                                 |                |
| Undisbursed Funds   | 2023-2025                 |     | 069 | 8121 | 000                                      | -----   | 29,000,000.00  | -----            | 25,938,618.86   | -----                           | 3,061,381.14   |
|   | 2022-2024                 |     |     |      |  | 686,820.17  | 4,650,000.00   | -----            | 3,101,704.24  | -----                           | 2,235,115.93   |
|   | 2021-2023                 |     |     |      |  | 1,852,497.94  | 2,000,000.00   | -----            | 3,608,874.92  | -----                           | 243,623.02     |
|   | 2020-2022                 |     |     |      |  | 11,174.00   | -----  | -----            | -----   | -----                           | 11,174.00      |
|   | 2019-2021                 |     |     |      |  | 243,909.58  | -----  | -----            | -----   | -----                           | 243,909.58     |
|   | 2018-2020                 |     |     |      |  | 999.55  | -----  | -----            | -----   | -----                           | 999.55         |
|   | 2017-2019                 |     |     |      |  | 145,621.75  | -----  | -----            | -----   | -----                           | 145,621.75     |
|   | 2016-2018                 |     |     |      |  | 211.35  | -----  | -680,979.95      | -680,768.60   | -----                           | -----          |
|   | Subtotal                  |     | 069 | 8121 | 000                                      | 2,941,234.34  | 35,650,000.00  | -680,979.95      | 31,968,429.42   | -----                           | 5,941,824.97   |
| Total, Pipeline and Hazardous Materials Safety Administration   |                           |     |     |      |  | 521,965,692.34  | 521,559,802.27   | -680,979.95      | 314,608,648.42  | 571,074.93                      | 727,664,791.31 |
| <b>Office of Inspector General</b>  |                           |     |     |      |  |   |  |                  |   |                                 |                |
| <b>General Fund Accounts</b>  |                           |     |     |      |  |   |  |                  |   |                                 |                |
| Salaries and Expenses, Office of the Inspector General, Transportation Fund Resources:                                      |                           |     |     |      |  |   |  |                  |   |                                 |                |
| Undisbursed Funds   | 2023                      |     | 069 | 0130 | 000                                      | -----   | 108,073,000.00   | -----            | 94,730,017.50   | -----                           | 13,342,982.50  |
|   | 2022                      |     |     |      |  | 11,710,148.82   | -----  | -----            | 8,815,565.06  | -----                           | 2,894,583.76   |
|   | 2021                      |     |     |      |  | 2,680,750.36  | -----  | -----            | 772,978.11  | -----                           | 1,907,772.25   |
|   | 2020                      |     |     |      |  | 1,334,285.05  | -----  | -----            | 140,104.76  | -----                           | 1,194,180.29   |
|   | 2019                      |     |     |      |  | 1,237,219.39  | -----  | -----            | -1,555.07   | -----                           | 1,238,774.46   |
|   | 2018                      |     |     |      |  | 1,076,438.25  | -----  | -----            | 679,476.86  | 396,961.39                      | -----          |
|   | No Year                   |     |     |      |  | 10,421,316.01   | 4,324,000.00   | -----            | 433,098.79  | -----                           | 14,312,217.22  |
|   | Subtotal                  |     | 069 | 0130 | 000                                      | 28,460,157.88   | 112,397,000.00   | -----            | 105,569,686.01  | 396,961.39                      | 34,890,510.48  |
| Total, Office of Inspector General  |                           |     |     |      |  | 28,460,157.88   | 112,397,000.00   | -----            | 105,569,686.01  | 396,961.39                      | 34,890,510.48  |

Footnotes at End of Chapter

Appropriations, Outlays, and Balances - Continued

| Appropriation or Fund Account<br><br>Title   | Account Symbol            |     |     |      | Balances,<br>Beginning of<br>Fiscal Year | Appropriations<br>and Other<br>Obligational<br>Authority <sup>1</sup> | Transfers<br>Borrowings<br>and<br>Investment<br>(Net) <sup>2</sup> | Outlays<br>(Net) | Balances<br>Withdrawn<br>and Other<br>Transactions <sup>3</sup> | Balances, End<br>of Fiscal Year  |
|--|---------------------------|-----|-----|------|--|---|--|------------------|---|----------------------------------|
|  | Period of<br>Availability | ATA | AID | MAIN |  |   |  |                  |   |                                  |
| <b>Maritime Administration</b>   |                           |     |     |      |  |   |  |                  |   |                                  |
| <b>General Fund Accounts</b>   |                           |     |     |      |  |   |  |                  |   |                                  |
| Ready Reserve Force, Maritime Administration, Transportation<br>Fund Resources:                        |                           |     |     |      |  |   |  |                  |   |                                  |
| Undisbursed Funds  | 2022-2026                 |     | 069 | 1710 | 000                                      | -----   | -----  | -----            | 582,691.60  | ----- <sup>8</sup> -582,691.60   |
|  | 2023                      |     |     |      |  | -----   | -----  | -----            | 2,408,453.79  | ----- <sup>9</sup> -2,408,453.79 |
|  | 2022                      |     |     |      |  | -15,432,297.13  | -----  | -----            | -15,506,018.56  | ----- 73,721.43                  |
|  | 2021                      |     |     |      |  | -326,108.13   | -----  | -----            | -324,468.17   | ----- <sup>8</sup> -1,639.96     |
|  | 2020                      |     |     |      |  | -45,295.73  | -----  | -----            | -61,257.13  | ----- 15,961.40                  |
|  | No Year                   |     |     |      |  | 275,787,177.49  | -----  | -----            | -150,980,436.89   | ----- 426,767,614.38             |
|  | Subtotal                  |     | 069 | 1710 | 000                                      | 259,983,476.50  | -----  | -----            | -163,881,035.36   | ----- 423,864,511.86             |
| Maritime Security Program, Maritime Administration, Transportation<br>Fund Resources:                  |                           |     |     |      |  |   |  |                  |   |                                  |
| Undisbursed Funds  | No Year                   |     | 069 | 1711 | 000                                      | 101,689,329.72  | 263,000,000.00   | -----            | 301,153,769.05  | ----- 63,535,560.67              |
| State Maritime Academy Operations, Maritime Administration,<br>Transportation<br>Fund Resources:       |                           |     |     |      |  |   |  |                  |   |                                  |
| Undisbursed Funds  | 2023-2027                 |     | 069 | 1712 | 000                                      | -----   | 2,400,000.00   | -----            | -----   | ----- 2,400,000.00               |
|  | 2022-2026                 |     |     |      |  | 2,400,000.00  | -----  | -----            | 430,000.00  | ----- 1,970,000.00               |
|  | 2023-2024                 |     |     |      |  | -----   | 6,000,000.00   | -----            | 6,000,000.00  | -----                            |
|  | 2021-2022                 |     |     |      |  | 1,971,800.59  | -----  | -----            | 702,966.13  | ----- 1,268,834.46               |
|  | 2020-2021                 |     |     |      |  | 1,495,026.53  | -----  | -----            | 451,026.06  | ----- 1,044,000.47               |
|  | 2019-2020                 |     |     |      |  | 502,812.00  | -----  | -----            | 166,000.00  | ----- 336,812.00                 |
|  | No Year                   |     |     |      |  | 1,004,372,589.87  | 112,300,000.00   | -----            | 437,597,452.80  | ----- 679,075,137.07             |
|  | Subtotal                  |     | 069 | 1712 | 000                                      | 1,010,742,228.99  | 120,700,000.00   | -----            | 445,347,444.99  | ----- 686,094,784.00             |
| Port Infrastructure Development Program, Maritime Administration,<br>Transportation<br>Fund Resources: |                           |     |     |      |  |   |  |                  |   |                                  |
| Undisbursed Funds  | 2023-2033                 |     | 069 | 1713 | 000                                      | -----   | 450,000,000.00   | -----            | -----   | ----- 450,000,000.00             |
|  | 2022-2032                 |     |     |      |  | 449,373,772.91  | -----  | -----            | 3,248,453.92  | ----- 446,125,318.99             |
|  | No Year                   |     |     |      |  | 919,924,776.38  | 212,203,512.00   | -----            | 67,147,630.88   | ----- 1,064,980,657.50           |
|  | Subtotal                  |     | 069 | 1713 | 000                                      | 1,369,298,549.29  | 662,203,512.00   | -----            | 70,396,084.80   | ----- 1,961,105,976.49           |
| Cable Security Fleet, Maritime Administration, Transportation<br>Fund Resources:                       |                           |     |     |      |  |   |  |                  |   |                                  |
| Undisbursed Funds  | No Year                   |     | 069 | 1717 | 000                                      | 13,225,806.56   | 10,000,000.00  | -----            | 10,000,000.00   | ----- 13,225,806.56              |
| Tanker Security Program, Maritime Administration, Transportation<br>Fund Resources:                    |                           |     |     |      |  |   |  |                  |   |                                  |
| Undisbursed Funds  | No Year                   |     | 069 | 1718 | 000                                      | 60,000,000.00   | 60,000,000.00  | -----            | 6,990,053.23  | ----- 113,009,946.77             |
| Operations and Training, Maritime Administration, Transportation<br>Fund Resources:                    |                           |     |     |      |  |   |  |                  |   |                                  |
| Undisbursed Funds  | 2022-2032                 |     | 069 | 1750 | 000                                      | 25,000,000.00   | -----  | -----            | 312,662.54  | ----- 24,687,337.46              |

Footnotes at End of Chapter

## Appropriations, Outlays, and Balances - Continued

| Appropriation or Fund Account<br><br>Title   | Account Symbol            |     |     |      | Balances,<br>Beginning of<br>Fiscal Year | Appropriations<br>and Other<br>Obligational<br>Authority <sup>1</sup> | Transfers<br>Borrowings<br>and<br>Investment<br>(Net) <sup>2</sup> | Outlays<br>(Net) | Balances<br>Withdrawn<br>and Other<br>Transactions <sup>3</sup> | Balances, End<br>of Fiscal Year |                |
|--|---------------------------|-----|-----|------|--|---|--|------------------|---|---------------------------------|----------------|
|  | Period of<br>Availability | ATA | AID | MAIN |  |   |  |                  |   |                                 | SUB            |
|  | 2023-2024                 |     |     |      | -----                                    | 93,848,000.00   | -----  | 66,848,815.32    | -----   | 26,999,184.68                   |                |
|  | 2023                      |     |     |      | -----                                    | 65,512,000.00   | -----  | 50,290,744.45    | -----   | 15,221,255.55                   |                |
|  | 2022-2023                 |     |     |      | 29,134,064.47                            | -----   | -----  | 19,625,472.91    | -----   | 9,508,591.56                    |                |
|  | 2022                      |     |     |      | 13,298,652.92                            | -----   | -----  | 8,308,219.65     | -----   | 4,990,433.27                    |                |
|  | 2021-2022                 |     |     |      | 7,813,913.53                             | -----   | -----  | 3,769,693.55     | -----   | 4,044,219.98                    |                |
|  | 2021                      |     |     |      | 4,611,607.10                             | -----   | -----  | 2,109,549.61     | -----   | 2,502,057.49                    |                |
|  | 2020-2021                 |     |     |      | 2,997,647.45                             | -----   | -----  | 1,565,808.31     | -----   | 1,431,839.14                    |                |
|  | 2020                      |     |     |      | 2,095,497.89                             | -----   | -----  | 198,199.89       | -----   | 1,897,298.00                    |                |
|  | 2019-2020                 |     |     |      | 1,128,710.24                             | -----   | -----  | 448,378.17       | -----   | 680,332.07                      |                |
|  | 2019                      |     |     |      | 1,096,915.55                             | -----   | -----  | 417,506.48       | -----   | 679,409.07                      |                |
|  | 2018-2019                 |     |     |      | 493,499.95                               | -----   | -----  | 251.31           | -----   | 493,248.64                      |                |
|  | 2018                      |     |     |      | 1,651,157.37                             | -----   | -----  | 34,614.06        | 1,616,543.31  | -----                           |                |
|  | 2017-2018                 |     |     |      | 420,637.41                               | -----   | -----  | 35,796.29        | 384,841.12  | -----                           |                |
|  | No Year                   |     |     |      | 143,501,704.12                           | 53,821,000.00   | -----  | 39,291,008.07    | -----   | 158,031,696.05                  |                |
|  | Subtotal                  |     | 069 | 1750 | 000                                      | 233,244,008.00  | 213,181,000.00   | -----            | 193,256,720.61  | 2,001,384.43                    | 251,166,902.96 |
| Maritime Guaranteed Loan (Title XI) Program Account, Maritime Administration, Transportation Fund Resources: |                           |     |     |      |  |   |  |                  |   |                                 |                |
| Undisbursed Funds  | 2023                      |     | 069 | 1752 | 000                                      | -----   | 3,000,000.00   | -----            | 3,000,000.00  | -----                           | -----          |
|  | No Year                   |     |     |      |  | 35,519,763.62   | 140,097,202.86   | -----            | 140,097,202.86  | -----                           | 35,519,763.62  |
|  | Subtotal                  |     | 069 | 1752 | 000                                      | 35,519,763.62   | 143,097,202.86   | -----            | 143,097,202.86  | -----                           | 35,519,763.62  |
| Ship Disposal, Maritime Administration, Transportation Fund Resources:                                       |                           |     |     |      |  |   |  |                  |   |                                 |                |
| Undisbursed Funds  | No Year                   |     | 069 | 1768 | 000                                      | 73,715,555.77   | -6,000,000.00  | -----            | 26,900,288.91   | -----                           | 40,815,266.86  |
| Assistance to Shipyards, Maritime Administration, Transportation Fund Resources:                             |                           |     |     |      |  |   |  |                  |   |                                 |                |
| Undisbursed Funds  | No Year                   |     | 069 | 1770 | 000                                      | 32,976,145.86   | 20,000,000.00  | -----            | 13,581,497.83   | -----                           | 39,394,648.03  |
| <b>Special Fund Accounts</b>   |                           |     |     |      |  |   |  |                  |   |                                 |                |
| Port of Guam Improvement Enterprise Fund, Maritime Administration, Transportation Fund Resources:            |                           |     |     |      |  |   |  |                  |   |                                 |                |
| Undisbursed Funds  | No Year                   |     | 069 | 5560 | 000                                      | 2,120,116.11  | -----  | -----            | 560,247.63  | -----                           | 1,559,868.48   |
| <b>Public Enterprise Funds</b>   |                           |     |     |      |  |   |  |                  |   |                                 |                |
| War-Risk Insurance Revolving Fund, Maritime Administration, Transportation Fund Resources:                   |                           |     |     |      |  |   |  |                  |   |                                 |                |
| Undisbursed Funds  | No Year                   |     | 069 | 4302 | 000                                      | 600,275.36  | -----  | -635,227.82      | -700,127.69   | -----                           | 665,175.23     |
| Unrealized Discount on Investments   |                           |     |     |      |  | -833,328.14   | -----  | -411,126.27      | -----   | -----                           | -1,244,454.41  |
| Investments in US Treasury Securities  |                           |     |     |      |  | 51,978,876.21   | -----  | 1,046,354.09     | -----   | -----                           | 53,025,230.30  |
|  | Subtotal                  |     | 069 | 4302 | 000                                      | 51,745,823.43   | -----  | -----            | -700,127.69   | -----                           | 52,445,951.12  |

Footnotes at End of Chapter

Appropriations, Outlays, and Balances - Continued

| Appropriation or Fund Account<br><br>Title  | Account Symbol            |     |     |      | Balances,<br>Beginning of<br>Fiscal Year | Appropriations<br>and Other<br>Obligational<br>Authority <sup>1</sup> | Transfers<br>Borrowings<br>and<br>Investment<br>(Net) <sup>2</sup> | Outlays<br>(Net)  | Balances<br>Withdrawn<br>and Other<br>Transactions <sup>3</sup> | Balances, End<br>of Fiscal Year |                    |
|---|---------------------------|-----|-----|------|--|---|--|-------------------|---|---------------------------------|--------------------|
|   | Period of<br>Availability | ATA | AID | MAIN |  |   |  |                   |   |                                 | SUB                |
| Vessel Operations Revolving Fund, Maritime Administration,<br>Transportation<br>Fund Resources:<br>Undisbursed Funds  | No Year                   |     | 069 | 4303 | 000                                      | 36,388,050.77   | -----  | -----             | 980,030.59  | -----                           | 35,408,020.18      |
| <b>Trust Fund Accounts</b>  |                           |     |     |      |  |   |  |                   |   |                                 |                    |
| Gifts and Bequests, Maritime Administration, Transportation<br>Fund Resources:<br>Undisbursed Funds   | No Year                   |     | 069 | 8503 | 000                                      | 6,751,272.28  | 900,517.09   | -----             | 1,552,755.52  | -----                           | 6,099,033.85       |
| Special Studies, Services and Projects, Maritime Administration,<br>Transportation<br>Fund Resources:<br>Undisbursed Funds  | No Year                   |     | 069 | 8547 | 000                                      | 4,198.07  | -----  | -----             | -----   | -----                           | 4,198.07           |
| Total, Maritime Administration  |                           |     |     |      |  | 3,287,404,324.97  | 1,487,082,231.95   | -----             | 1,049,234,932.97  | 2,001,384.43                    | 3,723,250,239.52   |
| <b>Deductions for Offsetting Receipts</b>   |                           |     |     |      |  |   |  |                   |   |                                 |                    |
| Proprietary Receipts from the Public  |                           |     |     |      |  | -----   | -537,530,753.05  | -----             | -1,012,477,100.11   | -----                           | -----              |
| Intrabudgetary Receipts Deducted by Agency  |                           |     |     |      |  | -----   | -265,891,440.09  | -----             | -265,891,440.09   | -----                           | -----              |
| Offsetting Governmental Receipts  |                           |     |     |      |  | -----   | -153,386,480.54  | -----             | -153,386,480.54   | -----                           | -----              |
| Total, Offsetting Receipts  |                           |     |     |      |  | -----   | -956,808,673.68  | -----             | -1,431,755,020.74   | -----                           | -----              |
| Total, Department of Transportation   |                           |     |     |      |  | 330,033,965,153.36  | 126,326,550,974.81   | 13,259,020.05     | 109,523,145,807.10  | 322,991,200.63                  | 346,052,691,793.43 |
| <b>Memorandum</b>   |                           |     |     |      |  |   |  |                   |   |                                 |                    |
| <b>Financing Accounts</b>   |                           |     |     |      |  |   |  |                   |   |                                 |                    |
| <b>Public Enterprise Funds</b>  |                           |     |     |      |  |   |  |                   |   |                                 |                    |
| Transportation Infrastructure Finance and Innovation Account, Direct<br>Loan Financing Account, Office of the Secretary, Transportation<br>Fund Resources:<br>Undisbursed Funds | No Year                   |     | 069 | 4123 | 000                                      | 292,748,083.79  | -----  | 5,423,738,932.36  | 5,714,538,601.94  | -----                           | 1,948,414.21       |
| Authority to Borrow from the Treasury   |                           |     |     |      |  | 10,754,128,772.49   | 1,799,000,193.00   | -6,291,289,224.88 | -----   | 292,927,963.85                  | 5,968,911,776.76   |
| Subtotal  |                           |     | 069 | 4123 | 000                                      | 11,046,876,856.28   | 1,799,000,193.00   | -867,550,292.52   | 5,714,538,601.94  | 292,927,963.85                  | 5,970,860,190.97   |
| Transportation Infrastructure Finance and Innovation Act, Guaranteed<br>Loan Account, Office of the Secretary, Transportation<br>Fund Resources:<br>Undisbursed Funds           | No Year                   |     | 069 | 4145 | 000                                      | 5,000.00  | -----  | -----             | -----   | -----                           | 5,000.00           |
| Transportation Infrastructure Finance and Innovation Act, Line of<br>Credit Financing Account, Office of the Secretary, Transportation<br>Fund Resources:<br>Undisbursed Funds  | No Year                   |     | 069 | 4173 | 000                                      | 10,000.00   | -----  | -----             | -----   | -----                           | 10,000.00          |
| Military Useful Vessel Obligation Guarantee, Financing Account,<br>Maritime Administration, Transportation<br>Fund Resources:<br>Undisbursed Funds                              | No Year                   |     | 069 | 4304 | 000                                      | 114,729,221.11  | -----  | 5,421.31          | -142,566,218.94   | -----                           | 257,300,861.36     |
| Authority to Borrow from the Treasury   |                           |     |     |      |  | -----   | 5,010,000.00   | -5,421.31         | -----   | 5,004,578.69                    | -----              |

Footnotes at End of Chapter

## Appropriations, Outlays, and Balances - Continued

| Appropriation or Fund Account<br><br>Title   | Account Symbol            |     |     |             | Balances,<br>Beginning of<br>Fiscal Year | Appropriations<br>and Other<br>Obligational<br>Authority <sup>1</sup> | Transfers<br>Borrowings<br>and<br>Investment<br>(Net) <sup>2</sup> | Outlays<br>(Net)        | Balances<br>Withdrawn<br>and Other<br>Transactions <sup>3</sup> | Balances, End<br>of Fiscal Year |
|--|---------------------------|-----|-----|-------------|--|---|--|-------------------------|---|---------------------------------|
|  | Period of<br>Availability | ATA | AID | MAIN<br>SUB |  |   |  |                         |   |                                 |
|  | Subtotal                  |     | 069 | 4304<br>000 | 114,729,221.11                           | 5,010,000.00  | -----  | -142,566,218.94         | 5,004,578.69  | 257,300,861.36                  |
| TIGER TIFIA Direct Loan Financing Account, Office of the Secretary, Transportation<br>Fund Resources:                              |                           |     |     |             |  |   |  |                         |   |                                 |
| Undisbursed Funds  | No Year                   |     | 069 | 4347<br>000 | 0.02                                     | -----   | -434,322.06  | -434,322.06             | -----   | 0.02                            |
| Authority to Borrow from the Treasury  |                           |     |     |             | -----                                    | 179,278.00  | -179,277.75  | -----                   | 0.25  | -----                           |
|  | Subtotal                  |     | 069 | 4347<br>000 | 0.02                                     | 179,278.00  | -613,599.81  | -434,322.06             | 0.25  | 0.02                            |
| TIFIA General Fund Direct Loan Financing Account, Office of the Secretary, Transportation<br>Fund Resources:                       |                           |     |     |             |  |   |  |                         |   |                                 |
| Undisbursed Funds  | No Year                   |     | 069 | 4348<br>000 | 402,949.80                               | -----   | -1,612,944.11  | -1,209,994.31           | -----   | -----                           |
| Authority to Borrow from the Treasury  |                           |     |     |             | -----                                    | 2,716,513.02  | -2,419,174.98  | -----                   | 297,338.04  | -----                           |
|  | Subtotal                  |     | 069 | 4348<br>000 | 402,949.80                               | 2,716,513.02  | -4,032,119.09  | -1,209,994.31           | 297,338.04  | - 0 -                           |
| Railroad Rehabilitation and Improvement, Direct Loan Financing Account, Office of the Secretary, Transportation<br>Fund Resources: |                           |     |     |             |  |   |  |                         |   |                                 |
| Undisbursed Funds  | No Year                   |     | 069 | 4420<br>000 | 70,167,593.73                            | -----   | 724,713,851.20   | 768,883,031.23          | -----   | 25,998,413.70                   |
| Authority to Borrow from the Treasury  |                           |     |     |             | 3,496,371,259.29                         | 287,758,461.65  | -852,649,275.89  | -----                   | 66,422,891.70   | 2,865,057,553.35                |
|  | Subtotal                  |     | 069 | 4420<br>000 | 3,566,538,853.02                         | 287,758,461.65  | -127,935,424.69  | 768,883,031.23          | 66,422,891.70   | 2,891,055,967.05                |
| Maritime Guaranteed Loan (Title XI) FFB Financing Account<br>Fund Resources:   |                           |     |     |             |  |   |  |                         |   |                                 |
| Undisbursed Funds  | No Year                   |     | 069 | 4494<br>000 | 12,135,650.91                            | -----   | <sup>18,19</sup> -7,888,692.30                                     | -8,376,097.17           | -----   | 12,623,055.78                   |
| Authority to Borrow from the Treasury  |                           |     |     |             | -----                                    | 8,063,847.00  | -8,063,847.00  | -----                   | -----   | -----                           |
|  | Subtotal                  |     | 069 | 4494<br>000 | 12,135,650.91                            | 8,063,847.00  | -15,952,539.30   | -8,376,097.17           | -----   | 12,623,055.78                   |
| <b>Total, Financing Accounts</b>   |                           |     |     |             | <b>14,740,698,531.14</b>                 | <b>2,102,728,292.67</b>   | <b>-1,016,083,975.41</b>   | <b>6,330,835,000.69</b> | <b>364,652,772.53</b>   | <b>9,131,855,075.18</b>         |

Footnotes at End of Chapter

Footnotes

- 1 The amounts in this column, unless otherwise footnoted, represent appropriations, increases and rescissions in borrowing authority or new contract authority. Appropriation accounts with appropriation transfer activity are presented in Table 1 (Appropriations and Appropriation Transfers) at the end of this chapter.
- 2 The amounts in this column, unless otherwise footnoted, represent transfers - other than appropriation transfers, borrowings (gross), investments (net), unrealized discounts or funds held outside the Treasury.
- 3 The amounts in this column, unless otherwise footnoted, represent obligated balances canceled for fiscal year 2018 pursuant to 31 U.S.C. 1553 and adjustments to borrowing and contract authority.
- 4 Pursuant to Public Law # 117-103, 136 Stat. 689-680, the balance for this account has been extended beyond the normal period of availability to liquidate obligations.
- 5 Excludes \$255,720,944.15 refund of taxes.
- 6 Represents capital transfer to miscellaneous receipts.
- 7 Represents \$3,350,000,000.00 and \$3,350,000,000.00, which are new contract authority and appropriations to liquidate, respectively.
- 8 Subject to disposition by the administrative agency.
- 9 The opening balance(s) of the following account(s) have been adjusted during the current fiscal year and do not agree with last year's closing balance(s):

| <u>Account Symbol: (ATA, AID, POA, MAIN, SUB)</u> |   |      |     |                               | <u>Adjustment</u>   |
|---|---|------|-----|-------------------------------|---------------------|
| 069   | X | 8083 | 000 | - Unfunded Contract Authority | \$4,910,899,154.80  |
| 069   | X | 8020 | 000 | - Unfunded Contract Authority | \$8,403,892.76      |
| 069 069   | X | 8020 | 005 | - Unfunded Contract Authority | -\$8,403,892.76     |
| 069   | X | 8350 | 000 | - Unfunded Contract Authority | -\$4,091,230,388.90 |

- 10 Represents \$52,558,121,979.24 and \$53,184,783,505.32, which are new contract authority and appropriations to liquidate, respectively.
- 11 Excludes \$448,250,000.00 refund of taxes.
- 12 Represents \$506,150,000.00 and \$506,150,000.00, which are new contract authority and appropriations to liquidate, respectively.
- 13 Represents \$367,500,000.00 and \$367,500,000.00, which are new contract authority and appropriations to liquidate, respectively.
- 14 Represents \$197,000,000.00 and \$197,000,000.00, which are new contract authority and appropriations to liquidate, respectively.
- 15 Represents \$922,827,509.92 and \$924,001,732.03, which are new contract authority and appropriations to liquidate, respectively.
- 16 Represents \$23,204.08 and \$1,151,018.03, which are new contract authority and appropriations to liquidate, respectively.
- 17 Represents \$20,396,323,083.04 and \$14,699,097,301.00, which are new contract authority and appropriations to liquidate, respectively.
- 18 Includes \$15,952,539.30 which represents repayment of borrowing from the Federal Financing Bank in lieu of issuance of agency debt.
- 19 Includes \$8,063,847.00 which represents borrowing from the U.S. Treasury.

## Appropriations, Outlays, and Balances - Continued

### Footnotes

Table 1 - Appropriations and Appropriation Transfers - Department of Transportation

| AID | ATA | Period of Availability | MAIN | Net Appropriations and Appropriation Transfers | Appropriation Amount | Net Appropriation Transfers | AID Involved | ATA Involved | Period of Availability Involved | MAIN Involved | Amount From or To (-) |
|-----|-----|------------------------|------|--|----------------------|-----------------------------|--------------|--------------|---------------------------------|---------------|-----------------------|
| 069 | 012 | X                      | 8083 | 31,280,033.35                                  | 0.00                 | 31,280,033.35               | 069          |              | X                               | 8083          | 31,280,033.35         |
| 069 | 014 | X                      | 0548 | 123,272.00                                     | 0.00                 | 123,272.00                  | 069          |              | X                               | 0548          | 123,272.00            |
| 069 | 014 | 2326                   | 0548 | 6,940,000.00                                   | 0.00                 | 6,940,000.00                | 069          |              | 2326                            | 0548          | 6,940,000.00          |
| 069 | 014 | X                      | 8083 | 5,810,000.00                                   | 0.00                 | 5,810,000.00                | 069          |              | X                               | 8083          | 5,810,000.00          |
| 069 | 014 | X                      | 8083 | 91,000,000.00                                  | 0.00                 | 91,000,000.00               | 069          |              | X                               | 8083          | 91,000,000.00         |
| 069 | 014 | X                      | 8083 | 3,125,660.00                                   | 0.00                 | 3,125,660.00                | 069          |              | X                               | 8083          | 3,125,660.00          |
| 069 | 014 | X                      | 8083 | 15,729,000.00                                  | 0.00                 | 15,729,000.00               | 069          |              | X                               | 8083          | 15,729,000.00         |
| 069 | 014 | X                      | 8083 | 260,000,000.00                                 | 0.00                 | 260,000,000.00              | 069          |              | X                               | 8083          | 260,000,000.00        |
| 069 | 309 | X                      | 8083 | 1,644,317.00                                   | 0.00                 | 1,644,317.00                | 069          |              | X                               | 8083          | 1,644,317.00          |
| 069 |     | X                      | 0130 | 4,324,000.00                                   | 0.00                 | 4,324,000.00                | 069          |              | X                               | 0548          | 1,000,000.00          |
|     |     |                        |      |  |                      |                             | 069          |              | X                               | 0759          | 495,000.00            |
|     |     |                        |      |  |                      |                             | 069          |              | X                               | 1144          | 5,000.00              |
|     |     |                        |      |  |                      |                             | 069          |              | X                               | 1145          | 35,000.00             |
|     |     |                        |      |  |                      |                             | 069          |              | X                               | 1146          | 20,000.00             |
|     |     |                        |      |  |                      |                             | 069          |              | 2327                            | 1337          | 1,000,000.00          |
|     |     |                        |      |  |                      |                             | 069          |              | 2327                            | 1338          | 1,000,000.00          |
|     |     |                        |      |  |                      |                             | 069          |              | 2333                            | 1402          | 20,000.00             |
|     |     |                        |      |  |                      |                             | 069          |              | X                               | 1732          | 544,000.00            |
|     |     |                        |      |  |                      |                             | 069          |              | X                               | 2812          | 205,000.00            |
| 069 |     | X                      | 0142 | 23,629,000.00                                  | 36,543,000.00        | -12,914,000.00              | 069          | 069          | X                               | 0142          | -10,665,000.00        |
|     |     |                        |      |  |                      |                             | 069          | 069          | X                               | 0142          | -2,249,000.00         |
| 069 |     | 2324                   | 0142 | 1,500,000.00                                   | 0.00                 | 1,500,000.00                | 072          |              | 2324                            | 1037          | 1,500,000.00          |
| 069 |     | X                      | 0143 | 1,764,000,000.00                               | 1,800,000,000.00     | -36,000,000.00              | 069          |              | X                               | 1732          | -36,000,000.00        |
| 069 |     | 2327                   | 0143 | 1,470,000,000.00                               | 1,500,000,000.00     | -30,000,000.00              | 069          |              | X                               | 1732          | -30,000,000.00        |
| 069 |     | X                      | 0548 | 1,627,816,728.00                               | 1,582,400,000.00     | 45,416,728.00               | 069          | 014          | X                               | 0548          | -123,272.00           |
|     |     |                        |      |  |                      |                             | 069          |              | X                               | 0130          | -1,000,000.00         |
|     |     |                        |      |  |                      |                             | 069          |              | 2326                            | 0548          | 65,255,000.00         |
|     |     |                        |      |  |                      |                             | 069          | 069          | X                               | 0548          | -18,715,000.00        |
| 069 |     | 2326                   | 0548 | 11,169,816,613.00                              | 11,289,811,613.00    | -119,995,000.00             | 069          | 014          | 2326                            | 0548          | -6,940,000.00         |
|     |     |                        |      |  |                      |                             | 069          |              | X                               | 0548          | -65,255,000.00        |
|     |     |                        |      |  |                      |                             | 069          |              | X                               | 1732          | -12,800,000.00        |
|     |     |                        |      |  |                      |                             | 513          |              | X                               | 1200          | -20,000,000.00        |

Footnotes

Table 1 - Appropriations and Appropriation Transfers - Department of Transportation

| AID | ATA | Period of Availability | MAIN | Net Appropriations and Appropriation Transfers | Appropriation Amount | Net Appropriation Transfers | AID Involved | ATA Involved | Period of Availability Involved | MAIN Involved | Amount From or To (-) |
|-----|-----|------------------------|------|--|----------------------|-----------------------------|--------------|--------------|---------------------------------|---------------|-----------------------|
|     |     |                        |      |  |                      |                             | 573          |              | 2326                            | 3742          | -15,000,000.00        |
| 069 |     | 2324                   | 0650 | 211,000,000.00                                 | 210,000,000.00       | 1,000,000.00                | 069          |              | 2326                            | 0669          | 1,000,000.00          |
| 069 |     | 2326                   | 0650 | 70,000,000.00                                  | 0.00                 | 70,000,000.00               | 069          |              | 2326                            | 0670          | 70,000,000.00         |
| 069 |     | 2326                   | 0669 | 149,000,000.00                                 | 150,000,000.00       | -1,000,000.00               | 069          |              | 2324                            | 0650          | -1,000,000.00         |
| 069 |     | 2326                   | 0670 | 39,700,000.00                                  | 109,700,000.00       | -70,000,000.00              | 069          |              | 2326                            | 0650          | -70,000,000.00        |
| 069 |     | X                      | 0759 | 14,200,000.00                                  | 0.00                 | 14,200,000.00               | 575          |              | X                               | 2996          | -495,000.00           |
|     |     |                        |      |  |                      |                             | 069          |              | X                               | 0130          | -495,000.00           |
|     |     |                        |      |  |                      |                             | 069          |              | X                               | 1774          | 1,490,000.00          |
|     |     |                        |      |  |                      |                             | 069          |              | X                               | 1775          | 500,000.00            |
|     |     |                        |      |  |                      |                             | 069          |              | X                               | 2810          | 2,000,000.00          |
|     |     |                        |      |  |                      |                             | 069          |              | X                               | 2811          | 11,200,000.00         |
| 069 |     | X                      | 1144 | 49,995,000.00                                  | 50,000,000.00        | -5,000.00                   | 069          |              | X                               | 0130          | -5,000.00             |
| 069 |     | X                      | 1145 | 349,965,000.00                                 | 350,000,000.00       | -35,000.00                  | 069          |              | X                               | 0130          | -35,000.00            |
| 069 |     | X                      | 1146 | 199,980,000.00                                 | 200,000,000.00       | -20,000.00                  | 069          |              | X                               | 0130          | -20,000.00            |
| 069 |     | 2327                   | 1337 | 999,000,000.00                                 | 1,000,000,000.00     | -1,000,000.00               | 069          |              | X                               | 0130          | -1,000,000.00         |
| 069 |     | 2327                   | 1338 | 2,999,000,000.00                               | 3,000,000,000.00     | -1,000,000.00               | 069          |              | X                               | 0130          | -1,000,000.00         |
| 069 |     | 2333                   | 1402 | 199,980,000.00                                 | 200,000,000.00       | -20,000.00                  | 069          |              | X                               | 0130          | -20,000.00            |
| 069 |     | X                      | 1732 | 104,256,000.00                                 | 0.00                 | 104,256,000.00              | 069          |              | X                               | 0130          | -544,000.00           |
|     |     |                        |      |  |                      |                             | 069          |              | X                               | 0143          | 36,000,000.00         |
|     |     |                        |      |  |                      |                             | 069          |              | 2327                            | 0143          | 30,000,000.00         |
|     |     |                        |      |  |                      |                             | 069          |              | 2326                            | 0548          | 12,800,000.00         |
|     |     |                        |      |  |                      |                             | 069          |              | X                               | 1733          | 4,000,000.00          |
|     |     |                        |      |  |                      |                             | 069          |              | X                               | 1734          | 2,000,000.00          |
|     |     |                        |      |  |                      |                             | 069          |              | X                               | 1735          | 20,000,000.00         |
| 069 |     | X                      | 1733 | 196,000,000.00                                 | 200,000,000.00       | -4,000,000.00               | 069          |              | X                               | 1732          | -4,000,000.00         |
| 069 |     | X                      | 1734 | 98,000,000.00                                  | 100,000,000.00       | -2,000,000.00               | 069          |              | X                               | 1732          | -2,000,000.00         |
| 069 |     | X                      | 1735 | 980,000,000.00                                 | 1,000,000,000.00     | -20,000,000.00              | 069          |              | X                               | 1732          | -20,000,000.00        |
| 069 |     | X                      | 1774 | 2,458,510,000.00                               | 2,460,000,000.00     | -1,490,000.00               | 069          |              | X                               | 0759          | -1,490,000.00         |
| 069 |     | X                      | 1775 | 4,392,500,000.00                               | 4,393,000,000.00     | -500,000.00                 | 069          |              | X                               | 0759          | -500,000.00           |
| 069 |     | X                      | 2810 | 7,298,000,000.00                               | 7,300,000,000.00     | -2,000,000.00               | 069          |              | X                               | 0759          | -2,000,000.00         |
| 069 |     | X                      | 2811 | 1,548,800,000.00                               | 1,560,000,000.00     | -11,200,000.00              | 069          |              | X                               | 0759          | -11,200,000.00        |
| 069 |     | X                      | 2812 | 2,591,754,324.00                               | 2,591,959,324.00     | -205,000.00                 | 069          |              | X                               | 0130          | -205,000.00           |



## Appropriations, Outlays, and Balances - Continued

### Footnotes

Table 1 - Appropriations and Appropriation Transfers - Department of Transportation

| AID | ATA | Period<br>of<br>Availability | MAIN | Net Appropriations and<br>Appropriation Transfers | Appropriation Amount | Net Appropriation<br>Transfers | AID<br>Involved | ATA<br>Involved | Period<br>of<br>Availability<br>Involved | MAIN<br>Involved | Amount From or To (-) |
|-----|-----|------------------------------|------|---|----------------------|--------------------------------|-----------------|-----------------|--|------------------|-----------------------|
| 069 |     | X                            | 5422 | -138,546,669.79                                   | 0.00                 | -138,546,669.79                | 069             |                 | X  | 5423             | -138,546,669.79       |
| 069 |     | X                            | 5423 | 138,546,669.79                                    | 0.00                 | 138,546,669.79                 | 069             |                 | X  | 5422             | 138,546,669.79        |
| 069 |     | X                            | 8003 | 38,500,000.00                                     | 0.00                 | 38,500,000.00                  | 096             |                 | X  | 8863             | 38,500,000.00         |
| 069 |     | X                            | 8016 | 206,000,000.00                                    | 0.00                 | 206,000,000.00                 | 069             |                 | X  | 8102             | 206,000,000.00        |
| 069 |     | X                            | 8020 | 993,781,732.03                                    | 0.00                 | 993,781,732.03                 | 069             |                 | X  | 8083             | 127,630,714.00        |
|     |     |                              |      |   |                      |                                | 069             |                 | X  | 8102             | 865,000,000.00        |
|     |     |                              |      |   |                      |                                | 069             | 069             | X  | 8020             | 1,151,018.03          |
| 069 |     | X                            | 8058 | 7,273,000.00                                      | 0.00                 | 7,273,000.00                   | 069             |                 | X  | 8102             | 7,273,000.00          |
| 069 |     | X                            | 8083 | 47,687,400,076.35                                 | 0.00                 | 47,687,400,076.35              | 069             | 012             | X  | 8083             | -31,280,033.35        |
|     |     |                              |      |   |                      |                                | 069             | 014             | X  | 8083             | -5,810,000.00         |
|     |     |                              |      |   |                      |                                | 069             | 014             | X  | 8083             | -91,000,000.00        |
|     |     |                              |      |   |                      |                                | 069             | 014             | X  | 8083             | -3,125,660.00         |
|     |     |                              |      |   |                      |                                | 069             | 014             | X  | 8083             | -15,729,000.00        |
|     |     |                              |      |   |                      |                                | 069             | 014             | X  | 8083             | -260,000,000.00       |
|     |     |                              |      |   |                      |                                | 069             | 309             | X  | 8083             | -1,644,317.00         |
|     |     |                              |      |   |                      |                                | 069             |                 | X  | 8020             | -127,630,714.00       |
|     |     |                              |      |   |                      |                                | 069             |                 | X  | 8102             | 49,483,000,000.00     |
|     |     |                              |      |   |                      |                                | 069             |                 | X  | 8350             | -1,065,097,301.00     |
|     |     |                              |      |   |                      |                                | 069             |                 | X  | 8634             | -46,548,798.30        |
|     |     |                              |      |   |                      |                                | 069             | 069             | X  | 8083             | -12,000,000.00        |
|     |     |                              |      |   |                      |                                | 069             | 069             | X  | 8083             | -15,000,000.00        |
|     |     |                              |      |   |                      |                                | 069             | 069             | X  | 8083             | -20,000,000.00        |
|     |     |                              |      |   |                      |                                | 069             | 069             | X  | 8083             | -96,034,100.00        |
|     |     |                              |      |   |                      |                                | 069             | 096             | X  | 8083             | -4,700,000.00         |
| 069 |     | X                            | 8102 | -59,839,537,989.00                                | 0.00                 | -59,839,537,989.00             | 069             |                 | X  | 8016             | -206,000,000.00       |
|     |     |                              |      |   |                      |                                | 069             |                 | X  | 8020             | -865,000,000.00       |
|     |     |                              |      |   |                      |                                | 069             |                 | X  | 8058             | -7,273,000.00         |
|     |     |                              |      |   |                      |                                | 069             |                 | X  | 8083             | -49,483,000,000.00    |
|     |     |                              |      |   |                      |                                | 069             |                 | X  | 8158             | -410,771,139.00       |
|     |     |                              |      |   |                      |                                | 069             |                 | X  | 8159             | -367,493,850.00       |
|     |     |                              |      |   |                      |                                | 069             |                 | X  | 8350             | -8,500,000,000.00     |
| 069 |     | X                            | 8103 | -16,774,499,000.00                                | 0.00                 | -16,774,499,000.00             | 069             |                 | 2324                                     | 8104             | -9,993,821,000.00     |

Footnotes

Table 1 - Appropriations and Appropriation Transfers - Department of Transportation

| AID | ATA | Period of Availability | MAIN | Net Appropriations and Appropriation Transfers | Appropriation Amount | Net Appropriation Transfers | AID Involved | ATA Involved | Period of Availability Involved | MAIN Involved | Amount From or To (-) |
|-----|-----|------------------------|------|--|----------------------|-----------------------------|--------------|--------------|---------------------------------|---------------|-----------------------|
|     |     |                        |      |  |                      |                             | 069          |              | X                               | 8106          | -3,110,000,000.00     |
|     |     |                        |      |  |                      |                             | 069          |              | X                               | 8107          | -91,000,000.00        |
|     |     |                        |      |  |                      |                             | 069          |              | 1618                            | 8107          | -46,051,000.00        |
|     |     |                        |      |  |                      |                             | 069          |              | 1719                            | 8107          | -4,000,000.00         |
|     |     |                        |      |  |                      |                             | 069          |              | 1820                            | 8107          | -47,500,000.00        |
|     |     |                        |      |  |                      |                             | 069          |              | 1921                            | 8107          | -78,000,000.00        |
|     |     |                        |      |  |                      |                             | 069          |              | 2022                            | 8107          | -269,000,000.00       |
|     |     |                        |      |  |                      |                             | 069          |              | 2123                            | 8107          | -645,000,000.00       |
|     |     |                        |      |  |                      |                             | 069          |              | 2223                            | 8107          | -29,000,000.00        |
|     |     |                        |      |  |                      |                             | 069          |              | 2224                            | 8107          | -845,000,000.00       |
|     |     |                        |      |  |                      |                             | 069          |              | 2226                            | 8107          | -12,100,000.00        |
|     |     |                        |      |  |                      |                             | 069          |              | 2324                            | 8107          | -552,500,000.00       |
|     |     |                        |      |  |                      |                             | 069          |              | 2325                            | 8107          | -472,000,000.00       |
|     |     |                        |      |  |                      |                             | 069          |              | 2327                            | 8107          | -4,500,000.00         |
|     |     |                        |      |  |                      |                             | 069          |              | 1618                            | 8108          | -1,200,000.00         |
|     |     |                        |      |  |                      |                             | 069          |              | 1820                            | 8108          | -2,000,000.00         |
|     |     |                        |      |  |                      |                             | 069          |              | 1921                            | 8108          | -11,000,000.00        |
|     |     |                        |      |  |                      |                             | 069          |              | 2022                            | 8108          | -38,000,000.00        |
|     |     |                        |      |  |                      |                             | 069          |              | 2123                            | 8108          | -52,500,000.00        |
|     |     |                        |      |  |                      |                             | 069          |              | 2224                            | 8108          | -63,000,000.00        |
|     |     |                        |      |  |                      |                             | 069          |              | 2325                            | 8108          | -52,500,000.00        |
|     |     |                        |      |  |                      |                             | 069          |              | X                               | 8304          | -354,827,000.00       |
| 069 |     | 2324                   | 8104 | 9,993,821,000.00                               | 0.00                 | 9,993,821,000.00            | 069          |              | X                               | 8103          | 9,993,821,000.00      |
| 069 |     | X                      | 8106 | 3,110,000,000.00                               | 0.00                 | 3,110,000,000.00            | 069          |              | X                               | 8103          | 3,110,000,000.00      |
| 069 |     | X                      | 8107 | 91,000,000.00                                  | 0.00                 | 91,000,000.00               | 069          |              | X                               | 8103          | 91,000,000.00         |
| 069 |     | 1618                   | 8107 | 46,051,000.00                                  | 0.00                 | 46,051,000.00               | 069          |              | X                               | 8103          | 46,051,000.00         |
| 069 |     | 1719                   | 8107 | 4,000,000.00                                   | 0.00                 | 4,000,000.00                | 069          |              | X                               | 8103          | 4,000,000.00          |
| 069 |     | 1820                   | 8107 | 47,500,000.00                                  | 0.00                 | 47,500,000.00               | 069          |              | X                               | 8103          | 47,500,000.00         |
| 069 |     | 1921                   | 8107 | 78,000,000.00                                  | 0.00                 | 78,000,000.00               | 069          |              | X                               | 8103          | 78,000,000.00         |
| 069 |     | 2022                   | 8107 | 269,000,000.00                                 | 0.00                 | 269,000,000.00              | 069          |              | X                               | 8103          | 269,000,000.00        |
| 069 |     | 2123                   | 8107 | 645,000,000.00                                 | 0.00                 | 645,000,000.00              | 069          |              | X                               | 8103          | 645,000,000.00        |
| 069 |     | 2223                   | 8107 | 29,000,000.00                                  | 0.00                 | 29,000,000.00               | 069          |              | X                               | 8103          | 29,000,000.00         |

## Appropriations, Outlays, and Balances - Continued

### Footnotes

Table 1 - Appropriations and Appropriation Transfers - Department of Transportation

| AID   | ATA | Period of Availability | MAIN | Net Appropriations and Appropriation Transfers | Appropriation Amount | Net Appropriation Transfers | AID Involved | ATA Involved | Period of Availability Involved | MAIN Involved | Amount From or To (-) |
|-------|-----|------------------------|------|--|----------------------|-----------------------------|--------------|--------------|---------------------------------|---------------|-----------------------|
| 069   |     | 2224                   | 8107 | 845,000,000.00                                 | 0.00                 | 845,000,000.00              | 069          |              | X                               | 8103          | 845,000,000.00        |
| 069   |     | 2226                   | 8107 | 12,100,000.00                                  | 0.00                 | 12,100,000.00               | 069          |              | X                               | 8103          | 12,100,000.00         |
| 069   |     | 2324                   | 8107 | 552,500,000.00                                 | 0.00                 | 552,500,000.00              | 069          |              | X                               | 8103          | 552,500,000.00        |
| 069   |     | 2325                   | 8107 | 472,000,000.00                                 | 0.00                 | 472,000,000.00              | 069          |              | X                               | 8103          | 472,000,000.00        |
| 069   |     | 2327                   | 8107 | 4,500,000.00                                   | 0.00                 | 4,500,000.00                | 069          |              | X                               | 8103          | 4,500,000.00          |
| 069   |     | 1618                   | 8108 | 1,200,000.00                                   | 0.00                 | 1,200,000.00                | 069          |              | X                               | 8103          | 1,200,000.00          |
| 069   |     | 1820                   | 8108 | 2,000,000.00                                   | 0.00                 | 2,000,000.00                | 069          |              | X                               | 8103          | 2,000,000.00          |
| 069   |     | 1921                   | 8108 | 11,000,000.00                                  | 0.00                 | 11,000,000.00               | 069          |              | X                               | 8103          | 11,000,000.00         |
| 069   |     | 2022                   | 8108 | 38,000,000.00                                  | 0.00                 | 38,000,000.00               | 069          |              | X                               | 8103          | 38,000,000.00         |
| 069   |     | 2123                   | 8108 | 52,500,000.00                                  | 0.00                 | 52,500,000.00               | 069          |              | X                               | 8103          | 52,500,000.00         |
| 069   |     | 2224                   | 8108 | 63,000,000.00                                  | 0.00                 | 63,000,000.00               | 069          |              | X                               | 8103          | 63,000,000.00         |
| 069   |     | 2325                   | 8108 | 52,503,710.00                                  | 3,710.00             | 52,500,000.00               | 069          |              | X                               | 8103          | 52,500,000.00         |
| 069   |     | 2123                   | 8121 | 2,000,000.00                                   | 0.00                 | 2,000,000.00                | 070          |              | X                               | 8185          | 2,000,000.00          |
| 069   |     | 2224                   | 8121 | 4,650,000.00                                   | 0.00                 | 4,650,000.00                | 070          |              | X                               | 8185          | 4,650,000.00          |
| 069   |     | 2325                   | 8121 | 29,000,000.00                                  | 0.00                 | 29,000,000.00               | 070          |              | X                               | 8185          | 29,000,000.00         |
| 069   |     | X                      | 8158 | 410,771,139.00                                 | 0.00                 | 410,771,139.00              | 069          |              | X                               | 8102          | 410,771,139.00        |
| 069   |     | X                      | 8159 | 367,493,850.00                                 | 0.00                 | 367,493,850.00              | 069          |              | X                               | 8102          | 367,493,850.00        |
| 069   |     | X                      | 8304 | 354,827,000.00                                 | 0.00                 | 354,827,000.00              | 069          |              | X                               | 8103          | 354,827,000.00        |
| 069   |     | X                      | 8350 | 9,565,097,301.00                               | 0.00                 | 9,565,097,301.00            | 069          |              | X                               | 8083          | 1,065,097,301.00      |
|       |     |                        |      |  |                      |                             | 069          |              | X                               | 8102          | 8,500,000,000.00      |
| 069   |     | X                      | 8634 | 46,548,798.30                                  | 0.00                 | 46,548,798.30               | 069          |              | X                               | 8083          | 46,548,798.30         |
| 069   | 069 | X                      | 0142 | 10,665,000.00                                  | 0.00                 | 10,665,000.00               | 069          |              | X                               | 0142          | 10,665,000.00         |
| 069   | 069 | X                      | 0142 | 2,249,000.00                                   | 0.00                 | 2,249,000.00                | 069          |              | X                               | 0142          | 2,249,000.00          |
| 069   | 069 | X                      | 0548 | 18,715,000.00                                  | 0.00                 | 18,715,000.00               | 069          |              | X                               | 0548          | 18,715,000.00         |
| 069   | 069 | X                      | 8020 | -1,151,018.03                                  | 0.00                 | -1,151,018.03               | 069          |              | X                               | 8020          | -1,151,018.03         |
| 069   | 069 | X                      | 8083 | 12,000,000.00                                  | 0.00                 | 12,000,000.00               | 069          |              | X                               | 8083          | 12,000,000.00         |
| 069   | 069 | X                      | 8083 | 15,000,000.00                                  | 0.00                 | 15,000,000.00               | 069          |              | X                               | 8083          | 15,000,000.00         |
| 069   | 069 | X                      | 8083 | 20,000,000.00                                  | 0.00                 | 20,000,000.00               | 069          |              | X                               | 8083          | 20,000,000.00         |
| 069   | 069 | X                      | 8083 | 96,034,100.00                                  | 0.00                 | 96,034,100.00               | 069          |              | X                               | 8083          | 96,034,100.00         |
| 069   | 096 | X                      | 8083 | 4,700,000.00                                   | 0.00                 | 4,700,000.00                | 069          |              | X                               | 8083          | 4,700,000.00          |
| Total |     |                        |      | 41,123,572,647.00                              | 41,083,417,647.00    | 40,155,000.00               |              |              |                                 |               | 40,155,000.00         |

Footnotes

Table 1 - Appropriations and Appropriation Transfers - Department of Transportation

| AID   | ATA | Period of Availability | MAIN | Net Appropriations and Appropriation Transfers | Appropriation Amount | Net Appropriation Transfers | AID Involved | ATA Involved | Period of Availability Involved | MAIN Involved | Amount From or To (-) |
|-------|-----|------------------------|------|--|----------------------|-----------------------------|--------------|--------------|---------------------------------|---------------|-----------------------|
| 069   |     | 2224                   | 8107 | 845,000,000.00                                 | 0.00                 | 845,000,000.00              | 069          |              | X                               | 8103          | 845,000,000.00        |
| 069   |     | 2226                   | 8107 | 12,100,000.00                                  | 0.00                 | 12,100,000.00               | 069          |              | X                               | 8103          | 12,100,000.00         |
| 069   |     | 2324                   | 8107 | 552,500,000.00                                 | 0.00                 | 552,500,000.00              | 069          |              | X                               | 8103          | 552,500,000.00        |
| 069   |     | 2325                   | 8107 | 472,000,000.00                                 | 0.00                 | 472,000,000.00              | 069          |              | X                               | 8103          | 472,000,000.00        |
| 069   |     | 2327                   | 8107 | 4,500,000.00                                   | 0.00                 | 4,500,000.00                | 069          |              | X                               | 8103          | 4,500,000.00          |
| 069   |     | 1618                   | 8108 | 1,200,000.00                                   | 0.00                 | 1,200,000.00                | 069          |              | X                               | 8103          | 1,200,000.00          |
| 069   |     | 1820                   | 8108 | 2,000,000.00                                   | 0.00                 | 2,000,000.00                | 069          |              | X                               | 8103          | 2,000,000.00          |
| 069   |     | 1921                   | 8108 | 11,000,000.00                                  | 0.00                 | 11,000,000.00               | 069          |              | X                               | 8103          | 11,000,000.00         |
| 069   |     | 2022                   | 8108 | 38,000,000.00                                  | 0.00                 | 38,000,000.00               | 069          |              | X                               | 8103          | 38,000,000.00         |
| 069   |     | 2123                   | 8108 | 52,500,000.00                                  | 0.00                 | 52,500,000.00               | 069          |              | X                               | 8103          | 52,500,000.00         |
| 069   |     | 2224                   | 8108 | 63,000,000.00                                  | 0.00                 | 63,000,000.00               | 069          |              | X                               | 8103          | 63,000,000.00         |
| 069   |     | 2325                   | 8108 | 52,503,710.00                                  | 3,710.00             | 52,500,000.00               | 069          |              | X                               | 8103          | 52,500,000.00         |
| 069   |     | 2123                   | 8121 | 2,000,000.00                                   | 0.00                 | 2,000,000.00                | 070          |              | X                               | 8185          | 2,000,000.00          |
| 069   |     | 2224                   | 8121 | 4,650,000.00                                   | 0.00                 | 4,650,000.00                | 070          |              | X                               | 8185          | 4,650,000.00          |
| 069   |     | 2325                   | 8121 | 29,000,000.00                                  | 0.00                 | 29,000,000.00               | 070          |              | X                               | 8185          | 29,000,000.00         |
| 069   |     | X                      | 8158 | 410,771,139.00                                 | 0.00                 | 410,771,139.00              | 069          |              | X                               | 8102          | 410,771,139.00        |
| 069   |     | X                      | 8159 | 367,493,850.00                                 | 0.00                 | 367,493,850.00              | 069          |              | X                               | 8102          | 367,493,850.00        |
| 069   |     | X                      | 8304 | 354,827,000.00                                 | 0.00                 | 354,827,000.00              | 069          |              | X                               | 8103          | 354,827,000.00        |
| 069   |     | X                      | 8350 | 9,565,097,301.00                               | 0.00                 | 9,565,097,301.00            | 069          |              | X                               | 8083          | 1,065,097,301.00      |
|       |     |                        |      |  |                      |                             | 069          |              | X                               | 8102          | 8,500,000,000.00      |
| 069   |     | X                      | 8634 | 46,548,798.30                                  | 0.00                 | 46,548,798.30               | 069          |              | X                               | 8083          | 46,548,798.30         |
| 069   | 069 | X                      | 0142 | 10,665,000.00                                  | 0.00                 | 10,665,000.00               | 069          |              | X                               | 0142          | 10,665,000.00         |
| 069   | 069 | X                      | 0142 | 2,249,000.00                                   | 0.00                 | 2,249,000.00                | 069          |              | X                               | 0142          | 2,249,000.00          |
| 069   | 069 | X                      | 0548 | 18,715,000.00                                  | 0.00                 | 18,715,000.00               | 069          |              | X                               | 0548          | 18,715,000.00         |
| 069   | 069 | X                      | 8020 | -1,151,018.03                                  | 0.00                 | -1,151,018.03               | 069          |              | X                               | 8020          | -1,151,018.03         |
| 069   | 069 | X                      | 8083 | 12,000,000.00                                  | 0.00                 | 12,000,000.00               | 069          |              | X                               | 8083          | 12,000,000.00         |
| 069   | 069 | X                      | 8083 | 15,000,000.00                                  | 0.00                 | 15,000,000.00               | 069          |              | X                               | 8083          | 15,000,000.00         |
| 069   | 069 | X                      | 8083 | 20,000,000.00                                  | 0.00                 | 20,000,000.00               | 069          |              | X                               | 8083          | 20,000,000.00         |
| 069   | 069 | X                      | 8083 | 96,034,100.00                                  | 0.00                 | 96,034,100.00               | 069          |              | X                               | 8083          | 96,034,100.00         |
| 069   | 096 | X                      | 8083 | 4,700,000.00                                   | 0.00                 | 4,700,000.00                | 069          |              | X                               | 8083          | 4,700,000.00          |
| Total |     |                        |      | 41,123,572,647.00                              | 41,083,417,647.00    | 40,155,000.00               |              |              |                                 |               | 40,155,000.00         |

**This Page Left Blank Intentionally**

---

Appropriations, Outlays, and Balances - Continued

| Appropriation or Fund Account<br><br>Title   | Account Symbol            |     |     |             | Balances,<br>Beginning of<br>Fiscal Year | Appropriations<br>and Other<br>Obligational<br>Authority <sup>1</sup> | Transfers<br>Borrowings<br>and<br>Investment<br>(Net) <sup>2</sup> | Outlays<br>(Net) | Balances<br>Withdrawn<br>and Other<br>Transactions <sup>3</sup> | Balances, End<br>of Fiscal Year |                |
|--|---------------------------|-----|-----|-------------|--|---|--|------------------|---|---------------------------------|----------------|
|  | Period of<br>Availability | ATA | AID | MAIN<br>SUB |  |   |  |                  |   |                                 |                |
| <b>Department of the Treasury</b><br><b>Departmental Offices</b><br><b>General Fund Accounts</b><br>Salaries and Expenses, Departmental Offices, Treasury<br>Fund Resources: |                           |     |     |             |  |   |  |                  |   |                                 |                |
| Undisbursed Funds  | 2022-2031                 |     | 020 | 0101        | 000                                      | 154,533,803.00  | -----  | -----            | 9,164,200.50  | -----                           | 145,369,602.50 |
|  | 2022-2029                 |     |     |             |  | -----   | -----  | -----            | -1,000,000.00   | -----                           | 1,000,000.00   |
|  | 2022-2027                 |     |     |             |  | -----   | -----  | -----            | -1,000,000.00   | -----                           | 1,000,000.00   |
|  | 2023-2024                 |     |     |             |  | -----   | 30,000,000.00  | -----            | 3,774,973.68  | -----                           | 26,225,026.32  |
|  | 2023                      |     |     |             |  | -----   | 243,882,000.00   | -----            | 221,133,576.72  | -----                           | 22,748,423.28  |
|  | 2022-2023                 |     |     |             |  | 36,565,724.57   | -----  | -----            | 27,437,321.54   | -----                           | 9,128,403.03   |
|  | 2018-2023                 |     |     |             |  | 708,786.88  | -----  | -----            | 33,832.65   | -----                           | 674,954.23     |
|  | 2022                      |     |     |             |  | 20,126,187.64   | -----  | -----            | 18,233,985.13   | -----                           | 1,892,202.51   |
|  | 2021-2022                 |     |     |             |  | 4,987,508.28  | -----  | -----            | 3,246,301.21  | -----                           | 1,741,207.07   |
|  | 2021                      |     |     |             |  | 3,508,124.49  | -----  | -----            | 1,367,632.18  | -----                           | 2,140,492.31   |
|  | 2020-2021                 |     |     |             |  | 24,875,222.77   | -----  | -----            | 177,606.60  | -----                           | 24,697,616.17  |
|  | 2020                      |     |     |             |  | 16,509,492.02   | -----  | -----            | 7,857,426.14  | -----                           | 8,652,065.88   |
|  | 2019-2020                 |     |     |             |  | 1,165,853.80  | -----  | -----            | 0.05  | -----                           | 1,165,853.75   |
|  | 2019                      |     |     |             |  | 2,114,197.51  | -----  | -----            | 102,191.30  | -----                           | 2,012,006.21   |
|  | 2018-2019                 |     |     |             |  | 1,694,139.27  | -----  | -----            | -0.05   | -----                           | 1,694,139.32   |
|  | 2018                      |     |     |             |  | 2,063,718.54  | -----  | -----            | -241,282.96   | 2,305,001.50                    | -----          |
|  | 2017-2018                 |     |     |             |  | 2,072,842.72  | -----  | -----            | -23,004.83  | 2,095,847.55                    | -----          |
|  | No Year                   |     |     |             |  | 14,803,109.31   | -----  | -----            | -444,976.38   | -----                           | 15,248,085.69  |
|  | Subtotal                  |     | 020 | 0101        | 000                                      | 285,728,710.80  | 273,882,000.00   | -----            | 289,819,783.48  | 4,400,849.05                    | 265,390,078.27 |
| Salaries and Expenses, Office of Inspector General, Treasury<br>Fund Resources:  |                           |     |     |             |  |   |  |                  |   |                                 |                |
| Undisbursed Funds  | 2021-2027                 |     | 020 | 0106        | 000                                      | 2,829,112.27  | -----  | -----            | 1,534,446.60  | -----                           | 1,294,665.67   |
|  | 2021-2025                 |     |     |             |  | 1,789,758.87  | -----  | -----            | 916,275.80  | -----                           | 873,483.07     |
|  | 2023-2024                 |     |     |             |  | -----   | 2,800,000.00   | -----            | 185,612.48  | -----                           | 2,614,387.52   |
|  | 2023                      |     |     |             |  | -----   | 46,078,000.00  | -10,000.00       | 40,048,583.85   | -----                           | 6,019,416.15   |
|  | 2022-2023                 |     |     |             |  | 1,905,691.34  | -----  | 592,000.00       | 1,772,919.16  | -----                           | 724,772.18     |
|  | 2022                      |     |     |             |  | 3,475,136.08  | -----  | -582,000.00      | 2,060,039.29  | -----                           | 833,096.79     |
|  | 2021-2022                 |     |     |             |  | 2,609,856.93  | -----  | -----            | 633,931.07  | -----                           | 1,975,925.86   |
|  | 2021                      |     |     |             |  | 1,168,745.38  | -----  | -----            | 372,913.72  | -----                           | 795,831.66     |
|  | 2020-2021                 |     |     |             |  | 2,172,135.46  | -----  | -----            | 44,769.08   | -----                           | 2,127,366.38   |
|  | 2020                      |     |     |             |  | 1,132,272.21  | -----  | -----            | -----   | -----                           | 1,132,272.21   |
|  | 2019                      |     |     |             |  | 1,324,019.31  | -----  | -----            | 1,506.95  | -----                           | 1,322,512.36   |
|  | 2018-2019                 |     |     |             |  | 868,617.75  | -----  | -----            | -----   | -----                           | 868,617.75     |
|  | 2018                      |     |     |             |  | 539,569.46  | -----  | -----            | -----   | 539,569.46                      | -----          |

Footnotes at End of Chapter

## Appropriations, Outlays, and Balances - Continued

| Appropriation or Fund Account<br><br>Title   | Account Symbol            |     |     |      | Balances,<br>Beginning of<br>Fiscal Year | Appropriations<br>and Other<br>Obligational<br>Authority <sup>1</sup> | Transfers<br>Borrowings<br>and<br>Investment<br>(Net) <sup>2</sup> | Outlays<br>(Net) | Balances<br>Withdrawn<br>and Other<br>Transactions <sup>3</sup> | Balances, End<br>of Fiscal Year |
|--|---------------------------|-----|-----|------|--|---|--|------------------|---|---------------------------------|
|  | Period of<br>Availability | ATA | AID | MAIN |  |   |  |                  |   |                                 |
|  | 2017-2018                 |     |     |      | 509,176.06                               | -----   | -----  | -----            | 509,176.06  | -----                           |
|  | No Year                   |     |     |      | 26,051,363.88                            | -----   | -----  | 7,136,349.12     | -----   | 18,915,014.76                   |
| Funds Held Outside the Treasury  | 2023                      |     |     |      | -----                                    | -----   | 10,000.00  | -----            | -----   | 10,000.00                       |
|  | 2022                      |     |     |      | 10,000.00                                | -----   | -10,000.00   | -----            | -----   | -----                           |
|  | Subtotal                  |     | 020 | 0106 | 46,385,455.00                            | 48,878,000.00   | -----  | 54,707,347.12    | 1,048,745.52  | 39,507,362.36                   |
| Department-Wide Systems and Capital Investments Programs, Departmental Offices, Treasury                 |                           |     |     |      |  |   |  |                  |   |                                 |
| Fund Resources:  |                           |     |     |      |  |   |  |                  |   |                                 |
| Undisbursed Funds  | 2023-2025                 |     | 020 | 0115 | 000                                      | 11,118,000.00   | -----  | 241,428.44       | -----   | 10,876,571.56                   |
|  | 2022-2024                 |     |     |      |  | 6,073,391.32  | -----  | 4,360,453.94     | -----   | 1,712,937.38                    |
|  | 2021-2023                 |     |     |      |  | 2,368,633.37  | -----  | 1,587,886.01     | -----   | 780,747.36                      |
|  | 2020-2022                 |     |     |      |  | 1,397,065.65  | -----  | 1,395,740.22     | -----   | 1,325.43                        |
|  | 2019-2021                 |     |     |      |  | 7,220.03  | -----  | -----            | -----   | 7,220.03                        |
|  | 2018-2020                 |     |     |      |  | 15,376.22   | -----  | 0.01             | -----   | 15,376.21                       |
|  | 2017-2019                 |     |     |      |  | 63,230.73   | -----  | -----            | -----   | 63,230.73                       |
|  | 2016-2018                 |     |     |      |  | 109,923.63  | -----  | -13,832.12       | 123,755.75  | -----                           |
|  | No Year                   |     |     |      |  | 86,441.56   | -----  | 28,857.08        | -----   | 57,584.48                       |
|  | Subtotal                  |     | 020 | 0115 | 000                                      | 10,121,282.51   | 11,118,000.00  | 7,600,533.58     | 123,755.75  | 13,514,993.18                   |
| Salaries and Expenses, Treasury Inspector General for Tax Administration, Departmental Offices, Treasury |                           |     |     |      |  |   |  |                  |   |                                 |
| Fund Resources:  |                           |     |     |      |  |   |  |                  |   |                                 |
| Undisbursed Funds  | 2022-2031                 |     | 020 | 0119 | 000                                      | 403,000,000.00  | -----  | 12,309,790.14    | -----   | 390,690,209.86                  |
|  | 2023-2024                 |     |     |      |  | -----   | 5,000,000.00   | -----            | -----   | 5,000,000.00                    |
|  | 2023                      |     |     |      |  | -----   | 169,250,000.00   | -120,700.00      | 150,909,236.17  | 18,220,063.83                   |
|  | 2022-2023                 |     |     |      |  | 4,800,000.00  | -----  | 4,800,000.00     | -----   | -----                           |
|  | 2021-2023                 |     |     |      |  | 784,163.79  | -----  | 772,217.11       | -----   | 11,946.68                       |
|  | 2022                      |     |     |      |  | 17,236,595.48   | -----  | 120,700.00       | 14,317,433.89   | 3,039,861.59                    |
|  | 2021-2022                 |     |     |      |  | 616,568.37  | -----  | 115,429.47       | -----   | 501,138.90                      |
|  | 2021                      |     |     |      |  | 1,117,317.21  | -----  | 473,372.25       | -----   | 643,944.96                      |
|  | 2020-2021                 |     |     |      |  | 220,628.72  | -----  | 38,481.00        | -----   | 182,147.72                      |
|  | 2020                      |     |     |      |  | 834,571.47  | -----  | 114,868.77       | -----   | 719,702.70                      |
|  | 2019-2020                 |     |     |      |  | 228,427.76  | -----  | 176,762.49       | -----   | 51,665.27                       |
|  | 2019                      |     |     |      |  | 1,541,343.30  | -----  | 272,595.56       | -----   | 1,268,747.74                    |
|  | 2018-2019                 |     |     |      |  | 83,837.70   | -----  | -----            | -----   | 83,837.70                       |
|  | 2018                      |     |     |      |  | 807,775.45  | -----  | 3,750.59         | 804,024.86  | -----                           |
|  | 2017-2018                 |     |     |      |  | 6,628.99  | -----  | -----            | 6,628.99  | -----                           |
|  | No Year                   |     |     |      |  | 2,727.68  | -----  | 2,543.61         | -----   | 184.07                          |
| Funds Held Outside the Treasury  | 2023                      |     |     |      |  | -----   | -----  | 120,700.00       | -----   | 120,700.00                      |
|  | 2022                      |     |     |      |  | 120,700.00  | -----  | -120,700.00      | -----   | -----                           |

Footnotes at End of Chapter

Appropriations, Outlays, and Balances - Continued

| Appropriation or Fund Account<br><br>Title   | Account Symbol            |     |     |      | Balances,<br>Beginning of<br>Fiscal Year | Appropriations<br>and Other<br>Obligational<br>Authority <sup>1</sup> | Transfers<br>Borrowings<br>and<br>Investment<br>(Net) <sup>2</sup> | Outlays<br>(Net) | Balances<br>Withdrawn<br>and Other<br>Transactions <sup>3</sup> | Balances, End<br>of Fiscal Year |                    |
|--|---------------------------|-----|-----|------|--|---|--|------------------|---|---------------------------------|--------------------|
|  | Period of<br>Availability | ATA | AID | MAIN |  |   |  |                  |   |                                 | SUB                |
| Subtotal   |                           |     | 020 | 0119 | 000                                      | 431,401,285.92  | 174,250,000.00   | -----            | 184,306,481.05  | 810,653.85                      | 420,534,151.02     |
| Terrorism Insurance Program, Departmental Offices, Treasury<br>Fund Resources:   |                           |     |     |      |  |   |  |                  |   |                                 |                    |
| Undisbursed Funds  | No Year                   |     | 020 | 0123 | 000                                      | 2,675,845.99  | 6,208,843.46   | -----            | 6,694,709.22  | -----                           | 2,189,980.23       |
| Homeowner Assistance Fund, Departmental Offices, Treasury<br>Fund Resources:   |                           |     |     |      |  |   |  |                  |   |                                 |                    |
| Undisbursed Funds  | 2021-2025                 |     | 020 | 0124 | 000                                      | 374,010,703.98  | -----  | -----            | 279,500,398.87  | -----                           | 94,510,305.11      |
| Assistance to Federal National Mortgage Association and Federal Home<br>Loan Mortgage Corporation, Departmental Offices, Treasury<br>Fund Resources: |                           |     |     |      |  |   |  |                  |   |                                 |                    |
| Undisbursed Funds  | No Year                   |     | 020 | 0125 | 000                                      | 254,051,000,000.00  | -----  | -----            | -----   | -----                           | 254,051,000,000.00 |
| GSE Mortgage-Backed Securities Purchase Program Account, Departmental<br>Offices, Treasury<br>Fund Resources:  |                           |     |     |      |  |   |  |                  |   |                                 |                    |
| Undisbursed Funds  | 2023                      |     | 020 | 0126 | 000                                      | -----   | 1,100,000.00   | -----            | 833,333.30  | 4 62,700.00                     | 203,966.70         |
|  | 2022                      |     |     |      |  | 309,233.41  | -----  | -----            | 83,333.33   | -----                           | 225,900.08         |
|  | 2021                      |     |     |      |  | 225,900.00  | -----  | -----            | -----   | -----                           | 225,900.00         |
|  | 2020                      |     |     |      |  | 223,300.04  | -----  | -----            | -----   | -----                           | 223,300.04         |
|  | 2019                      |     |     |      |  | 219,400.04  | -----  | -----            | -----   | -----                           | 219,400.04         |
|  | 2018                      |     |     |      |  | 252,149.79  | -----  | -----            | -----   | 252,149.79                      | -----              |
| Subtotal   |                           |     | 020 | 0126 | 000                                      | 1,229,983.28  | 1,100,000.00   | -----            | 916,666.63  | 314,849.79                      | 1,098,466.86       |
| Office of Financial Stability, Departmental Offices, Treasury<br>Fund Resources:   |                           |     |     |      |  |   |  |                  |   |                                 |                    |
| Undisbursed Funds  | 2023                      |     | 020 | 0128 | 000                                      | -----   | 33,612,000.00  | -----            | 19,259,291.45   | -----                           | 14,352,708.55      |
|  | 2022                      |     |     |      |  | 14,641,733.95   | -----  | -----            | 7,317,680.10  | -----                           | 7,324,053.85       |
|  | 2021                      |     |     |      |  | 7,666,489.89  | -----  | -----            | 12,500.00   | -----                           | 7,653,989.89       |
|  | 2020                      |     |     |      |  | 13,266,433.57   | -----  | -----            | -----   | -----                           | 13,266,433.57      |
|  | 2019                      |     |     |      |  | 14,033,713.87   | -----  | -----            | -----   | -----                           | 14,033,713.87      |
|  | 2018                      |     |     |      |  | 13,393,930.42   | -----  | -----            | 36,583.01   | 13,357,347.41                   | -----              |
| Subtotal   |                           |     | 020 | 0128 | 000                                      | 63,002,301.70   | 33,612,000.00  | -----            | 26,626,054.56   | 13,357,347.41                   | 56,630,899.73      |
| Special Inspector General for Troubled Assets Relief Program,<br>Departmental Offices, Treasury<br>Fund Resources:                                   |                           |     |     |      |  |   |  |                  |   |                                 |                    |
| Undisbursed Funds  | 2023                      |     | 020 | 0133 | 000                                      | -----   | 9,000,000.00   | -----            | 2,734,533.76  | -----                           | 6,265,466.24       |
|  | 2022                      |     |     |      |  | 2,891,342.16  | -----  | -----            | 699,220.00  | -----                           | 2,192,122.16       |
|  | 2021                      |     |     |      |  | 331,453.18  | -----  | -----            | 13,480.44   | -----                           | 317,972.74         |
|  | 2020                      |     |     |      |  | 157,588.85  | -----  | -----            | -----   | -----                           | 157,588.85         |
|  | 2019                      |     |     |      |  | 179,394.92  | -----  | -----            | -----   | -----                           | 179,394.92         |
|  | 2018                      |     |     |      |  | 142,337.88  | -----  | -----            | 117,110.02  | 25,227.86                       | -----              |
|  | No Year                   |     |     |      |  | 13,309,265.87   | -----  | -----            | 6,217,167.02  | -----                           | 7,092,098.85       |
| Subtotal   |                           |     | 020 | 0133 | 000                                      | 17,011,382.86   | 9,000,000.00   | -----            | 9,781,511.24  | 25,227.86                       | 16,204,643.76      |

Footnotes at End of Chapter



## Appropriations, Outlays, and Balances - Continued

| Appropriation or Fund Account<br><br>Title   | Account Symbol            |     |     |      | Balances,<br>Beginning of<br>Fiscal Year | Appropriations<br>and Other<br>Obligational<br>Authority <sup>1</sup> | Transfers<br>Borrowings<br>and<br>Investment<br>(Net) <sup>2</sup> | Outlays<br>(Net) | Balances<br>Withdrawn<br>and Other<br>Transactions <sup>3</sup> | Balances, End<br>of Fiscal Year |                  |
|--|---------------------------|-----|-----|------|--|---|--|------------------|---|---------------------------------|------------------|
|  | Period of<br>Availability | ATA | AID | MAIN |  |   |  |                  |   |                                 | SUB              |
| Troubled Asset Relief Program Account, Equity Purchase Program,<br>Departmental Offices, Treasury<br>Fund Resources:<br>Undisbursed Funds  | 2022                      |     | 020 | 0134 | 000                                      | 5-----  | -----  | -----            | -----   | -----                           |                  |
| Troubled Asset Relief Program, Housing Programs, Departmental Offices,<br>Treasury<br>Fund Resources:<br>Undisbursed Funds   | No Year                   |     | 020 | 0136 | 000                                      | 14,277,648,039.27   | -----  | 115,116,063.21   | -----   | 14,162,531,976.06               |                  |
| Small Business Lending Fund, Departmental Offices, Treasury<br>Fund Resources:<br>Undisbursed Funds  | No Year                   |     | 020 | 0141 | 000                                      | 6,236,493.74  | -3,624,617.38  | 1,008,301.62     | -----   | 1,603,574.74                    |                  |
| State Small Business Credit Initiative, Departmental Offices, Treasury<br>Fund Resources:<br>Undisbursed Funds   | No Year                   |     | 020 | 0142 | 000                                      | 8,571,663,310.74  | -150,000,000.00  | -25,000,000.00   | 1,251,553,934.02  | -----                           | 7,145,109,376.72 |
| Social Impact Demonstration Projects, Departmental Offices, Treasury<br>Fund Resources:<br>Undisbursed Funds<br>Transfer To:<br>Social Impact Demonstration Projects (SIPRA) - DOL<br>Subtotal | 2018-2028                 |     | 020 | 0146 | 000                                      | 84,291,232.08   | -----  | -42,436.00       | 687,626.07  | -----                           | 83,561,170.01    |
|  | 2018-2028                 | 016 | 020 | 0146 | 000                                      | 8,131,880.00  | -----  | 42,436.00        | 42,436.00   | -----                           | 8,131,880.00     |
|  | Subtotal                  |     | 020 | 0146 | 000                                      | 92,423,112.08   | -----  | -----            | 730,062.07  | -----                           | 91,693,050.01    |
| Emergency Rental Assistance, Departmental Offices, Treasury<br>Fund Resources:<br>Undisbursed Funds  | 2021-2027                 |     | 020 | 0150 | 000                                      | 3,461,025,682.65  | -----  | -----            | 3,264,792,549.43  | -----                           | 196,233,133.22   |
|  | 2021-2023                 |     |     |      |  | -----   | -----  | 296,953,026.56   | 293,369,126.26  | 4 3,583,900.30                  | -----            |
|  | 2021-2022                 |     |     |      |  | 24,953,026.56   | -----  | -24,953,026.56   | -----   | -----                           | -----            |
|  | 2021                      |     |     |      |  | 248,811,640.06  | -----  | -272,000,000.00  | -391,645,285.56   | -----                           | 368,456,925.62   |
|  | Subtotal                  |     | 020 | 0150 | 000                                      | 3,734,790,349.27  | -----  | -----            | 3,166,516,390.13  | 3,583,900.30                    | 564,690,058.84   |
| Transportation Services Economic Relief, Department Offices, Treasury<br>Fund Resources:<br>Undisbursed Funds  | No Year                   |     | 020 | 0156 | 000                                      | 17,904,665.80   | -----  | -----            | -10,459,897.01  | -----                           | 28,364,562.81    |
| Pandemic Relief for Aviation Workers, Departmental Offices, Treasury<br>Fund Resources:<br>Undisbursed Funds   | No Year                   |     | 020 | 0158 | 000                                      | 497,163,095.13  | -488,987,472.73  | -----            | 1,745,467.17  | -----                           | 6,430,155.23     |
| Community Development Financial Institutions Fund Program, Emergency<br>Support, Departmental Offices, Treasury<br>Fund Resources:<br>Undisbursed Funds  | 2021                      |     | 020 | 0160 | 000                                      | 57,138,258.94   | -----  | -----            | 51,298,930.00   | -----                           | 5,839,328.94     |
|  | No Year                   |     |     |      |  | 1,747,956,681.30  | -----  | -----            | 1,238,677,611.61  | -----                           | 509,279,069.69   |
|  | Subtotal                  |     | 020 | 0160 | 000                                      | 1,805,094,940.24  | -----  | -----            | 1,289,976,541.61  | -----                           | 515,118,398.63   |
| Emergency Capital Investment Fund, Departmental Offices, Treasury<br>Fund Resources:<br>Undisbursed Funds  | No Year                   |     | 020 | 0161 | 000                                      | 690,730,307.39  | -104,218,473.16  | -----            | 295,351,182.13  | -----                           | 291,160,652.10   |

Footnotes at End of Chapter

Appropriations, Outlays, and Balances - Continued

| Appropriation or Fund Account<br><br>Title   | Account Symbol            |     |     |      | Balances,<br>Beginning of<br>Fiscal Year | Appropriations<br>and Other<br>Obligational<br>Authority <sup>1</sup> | Transfers<br>Borrowings<br>and<br>Investment<br>(Net) <sup>2</sup> | Outlays<br>(Net) | Balances<br>Withdrawn<br>and Other<br>Transactions <sup>3</sup> | Balances, End<br>of Fiscal Year |                |
|--|---------------------------|-----|-----|------|--|---|--|------------------|---|---------------------------------|----------------|
|  | Period of<br>Availability | ATA | AID | MAIN |  |   |  |                  |   |                                 | SUB            |
| Committee on Foreign Investment in the United States Fund,<br>Departmental Offices, Treasury<br>Fund Resources:<br>Undisbursed Funds             | No Year                   |     | 020 | 0165 | 000                                      | 14,361,315.60   | -----  | -----            | -4,648,500.00   | -----                           | 19,009,815.60  |
| Salaries and Expenses, Office of Terrorism and Financial Intelligence,<br>Departmental Offices, Treasury<br>Fund Resources:<br>Undisbursed Funds | 2023-2024                 |     | 020 | 1804 | 000                                      | -----   | 12,000,000.00  | -----            | 322.95  | -----                           | 11,999,677.05  |
|  | 2023                      |     |     |      |  | -----   | 204,059,000.00   | -----            | 161,788,642.10  | -----                           | 42,270,357.90  |
|  | 2022-2023                 |     |     |      |  | 41,452,307.30   | -----  | -----            | 16,406,008.03   | -----                           | 25,046,299.27  |
|  | 2022                      |     |     |      |  | 26,903,606.35   | -----  | -----            | 26,057,316.86   | -----                           | 846,289.49     |
|  | 2021-2022                 |     |     |      |  | 7,737,737.57  | -----  | -----            | 6,230,037.64  | -----                           | 1,507,699.93   |
|  | 2021                      |     |     |      |  | 6,136,666.59  | -----  | -----            | 5,346,716.92  | -----                           | 789,949.67     |
|  | 2020-2021                 |     |     |      |  | 2,343,425.52  | -----  | -----            | 1,337,939.18  | -----                           | 1,005,486.34   |
|  | 2020                      |     |     |      |  | 2,490,262.67  | -----  | -----            | -596,715.77   | -----                           | 3,086,978.44   |
|  | 2019-2020                 |     |     |      |  | 1,252,649.52  | -----  | -----            | 51,308.19   | -----                           | 1,201,341.33   |
|  | 2019                      |     |     |      |  | 2,976,039.37  | -----  | -----            | 23,828.73   | -----                           | 2,952,210.64   |
|  | 2018-2019                 |     |     |      |  | 746,614.93  | -----  | -----            | 21,445.72   | -----                           | 725,169.21     |
|  | 2018                      |     |     |      |  | 4,233,340.34  | -----  | -----            | -99,997.35  | 4,333,337.69                    | -----          |
|  | 2017-2018                 |     |     |      |  | 508,861.31  | -----  | -----            | 9,916.99  | 498,944.32                      | -----          |
|  | No Year                   |     |     |      |  | 211,339.00  | -----  | 11,145,244.00    | 37,160.84   | -----                           | 11,319,422.16  |
|  | Subtotal                  |     | 020 | 1804 | 000                                      | 96,992,850.47   | 216,059,000.00   | 11,145,244.00    | 216,613,931.03  | 4,832,282.01                    | 102,750,881.43 |
| Cybersecurity Enhancement Account, Departmental Offices, Treasury<br>Fund Resources:<br>Undisbursed Funds  | 2023-2025                 |     | 020 | 1855 | 000                                      | -----   | 100,000,000.00   | -----            | 3,574,609.62  | -----                           | 96,425,390.38  |
|  | 2022-2024                 |     |     |      |  | 75,732,518.31   | -----  | -----            | 35,949,324.12   | -----                           | 39,783,194.19  |
|  | 2021-2023                 |     |     |      |  | 8,637,935.67  | -----  | -----            | 5,518,538.55  | -----                           | 3,119,397.12   |
|  | 2020-2022                 |     |     |      |  | 10,434,489.60   | -----  | -----            | 8,236,542.03  | -----                           | 2,197,947.57   |
|  | 2019-2021                 |     |     |      |  | 1,236,833.75  | -----  | -----            | 147,901.50  | -----                           | 1,088,932.25   |
|  | 2018-2020                 |     |     |      |  | 2,407,018.48  | -----  | -----            | 0.05  | -----                           | 2,407,018.43   |
|  | 2017-2019                 |     |     |      |  | 1,215,351.65  | -----  | -----            | 0.02  | -----                           | 1,215,351.63   |
|  | Subtotal                  |     | 020 | 1855 | 000                                      | 99,664,147.46   | 100,000,000.00   | -----            | 53,426,915.89   | -----                           | 146,237,231.57 |
| Community Development Financial Institutions Fund, Program Account,<br>Treasury<br>Fund Resources:<br>Undisbursed Funds                          | 2023-2024                 |     | 020 | 1881 | 000                                      | -----   | 289,243,389.00   | -----            | 243,388.87  | -----                           | 289,000,000.13 |
|  | 2023                      |     |     |      |  | -----   | 35,000,000.00  | -----            | 25,918,007.51   | -----                           | 9,081,992.49   |
|  | 2022-2023                 |     |     |      |  | 261,383,000.72  | -----  | -----            | 193,586,503.73  | -----                           | 67,796,496.99  |
|  | 2022                      |     |     |      |  | 10,900,248.47   | -----  | -----            | 8,031,713.28  | -----                           | 2,868,535.19   |
|  | 2021-2022                 |     |     |      |  | 36,137,588.06   | -----  | -----            | 25,221,015.40   | -----                           | 10,916,572.66  |
|  | 2021                      |     |     |      |  | 1,792,900.46  | -----  | -----            | 684,160.62  | -----                           | 1,108,739.84   |

Footnotes at End of Chapter

## Appropriations, Outlays, and Balances - Continued

| Appropriation or Fund Account<br><br>Title   | Account Symbol            |     |      |      | Balances,<br>Beginning of<br>Fiscal Year | Appropriations<br>and Other<br>Obligational<br>Authority <sup>1</sup> | Transfers<br>Borrowings<br>and<br>Investment<br>(Net) <sup>2</sup> | Outlays<br>(Net) | Balances<br>Withdrawn<br>and Other<br>Transactions <sup>3</sup> | Balances, End<br>of Fiscal Year |                  |
|--|---------------------------|-----|------|------|--|---|--|------------------|---|---------------------------------|------------------|
|  | Period of<br>Availability | ATA | AID  | MAIN |  |   |  |                  |   |                                 | SUB              |
|  | 2020-2021                 |     |      |      | 11,366,797.45                            | -----   | -----  | 8,726,481.81     | -----   | 2,640,315.64                    |                  |
|  | 2020                      |     |      |      | 607,552.16                               | -----   | -----  | -----            | -----   | 607,552.16                      |                  |
|  | 2019-2020                 |     |      |      | 3,217,313.22                             | -----   | -----  | 1,883,058.45     | -----   | 1,334,254.77                    |                  |
|  | 2019                      |     |      |      | 431,162.76                               | -----   | -----  | -----            | -----   | 431,162.76                      |                  |
|  | 2018-2019                 |     |      |      | 664,676.38                               | -----   | -----  | 199,663.14       | -----   | 465,013.24                      |                  |
|  | 2018                      |     |      |      | 933,683.49                               | -----   | -----  | 567.21           | 933,116.28  | -----                           |                  |
|  | 2017-2018                 |     |      |      | 549,026.00                               | -----   | -----  | -----            | 549,026.00  | -----                           |                  |
|  | No Year                   |     |      |      | 8,108,022.09                             | 10,372,489.00   | -----  | 9,540,242.95     | -----   | 8,940,268.14                    |                  |
|  | Subtotal                  | 020 | 1881 | 000  | 336,091,971.26                           | 334,615,878.00  | -----  | 274,034,802.97   | 1,482,142.28  | 395,190,904.01                  |                  |
| Economic Stabilization Program Account, Departmental Offices, Treasury<br>Fund Resources:          |                           |     |      |      |  |   |  |                  |   |                                 |                  |
| Undisbursed Funds  | 2020-2026                 |     | 020  | 1889 | 000                                      | 233,523,784.21  | -195,122,418.11  | -----            | 11,843,753.72   | -----                           | 26,557,612.38    |
| Coronavirus Relief Fund, Departmental Offices, Treasury<br>Fund Resources:                         |                           |     |      |      |  |   |  |                  |   |                                 |                  |
| Undisbursed Funds  | 2021-2025                 |     | 020  | 1892 | 000                                      | 1,093,471,721.17  | -----  | -----            | 1,007,802,989.31  | -----                           | 85,668,731.86    |
|  | 2020                      |     |      |      |  | 82,122,069.44   | -----  | -----            | -60,781,272.24  | -----                           | 142,903,341.68   |
|  | No Year                   |     |      |      |  | 19,393,141.38   | -----  | -----            | 7,053,757.37  | -----                           | 12,339,384.01    |
|  | Subtotal                  | 020 | 1892 | 000  | 1,194,986,931.99                         | -----   | -----  | 954,075,474.44   | -----   | 240,911,457.55                  |                  |
| Special Inspector General for Pandemic Recovery, Treasury<br>Fund Resources:                       |                           |     |      |      |  |   |  |                  |   |                                 |                  |
| Undisbursed Funds  | No Year                   |     | 020  | 1893 | 000                                      | 6,580,535.60  | 12,000,000.00  | -----            | 14,999,988.16   | -----                           | 3,580,547.44     |
| Air Carrier Worker Support, Departmental Offices, Department of<br>Treasury<br>Fund Resources:     |                           |     |      |      |  |   |  |                  |   |                                 |                  |
| Undisbursed Funds  | No Year                   |     | 020  | 1894 | 000                                      | 379,980,411.66  | -295,000,000.00  | -----            | -65,121.49  | -----                           | 85,045,533.15    |
| Coronavirus Capital Projects Fund, Departmental Offices, Treasury<br>Fund Resources:               |                           |     |      |      |  |   |  |                  |   |                                 |                  |
| Undisbursed Funds  | No Year                   |     | 020  | 1896 | 000                                      | 9,968,653,253.74  | -----  | -----            | 200,374,010.75  | -----                           | 9,768,279,242.99 |
| Local Assistance and Tribal Consistency Fund, Departmental Offices,<br>Treasury<br>Fund Resources: |                           |     |      |      |  |   |  |                  |   |                                 |                  |
| Undisbursed Funds  | 2021-2023                 |     | 020  | 1897 | 000                                      | 1,940,502,877.98  | -----  | -----            | 1,810,715,667.00  | -----                           | 129,787,210.98   |
| <b>Special Fund Accounts</b>   |                           |     |      |      |  |   |  |                  |   |                                 |                  |
| Presidential Election Campaign Fund, Treasury<br>Fund Resources:                                   |                           |     |      |      |  |   |  |                  |   |                                 |                  |
| Undisbursed Funds  | No Year                   |     | 020  | 5081 | 000                                      | 426,631,400.79  | 22,905,207.00  | -----            | 47,480,000.00   | -----                           | 402,056,607.79   |
| Financial Research Fund, Departmental Offices, Treasury<br>Fund Resources:                         |                           |     |      |      |  |   |  |                  |   |                                 |                  |
| Undisbursed Funds  | No Year                   |     | 020  | 5590 | 000                                      | 10,000,077.12   | 126,967,690.05   | -32,659,410.28   | 94,308,356.89   | -----                           | 10,000,000.00    |
| Investments in US Treasury Securities  |                           |     |      |      |  | 92,519,248.88   | -----  | 32,659,410.28    | -----   | -----                           | 125,178,659.16   |
|  | Subtotal                  | 020 | 5590 | 000  | 102,519,326.00                           | 126,967,690.05  | -----  | 94,308,356.89    | -----   | 135,178,659.16                  |                  |

Footnotes at End of Chapter

Appropriations, Outlays, and Balances - Continued

| Appropriation or Fund Account<br><br>Title  | Account Symbol            |     |     |      | Balances,<br>Beginning of<br>Fiscal Year | Appropriations<br>and Other<br>Obligational<br>Authority <sup>1</sup> | Transfers<br>Borrowings<br>and<br>Investment<br>(Net) <sup>2</sup> | Outlays<br>(Net)  | Balances<br>Withdrawn<br>and Other<br>Transactions <sup>3</sup> | Balances, End<br>of Fiscal Year |                             |
|---|---------------------------|-----|-----|------|--|---|--|-------------------|---|---------------------------------|-----------------------------|
|   | Period of<br>Availability | ATA | AID | MAIN |  |   |  |                   |   |                                 | SUB                         |
| Treasury Forfeiture Fund, Treasury<br>Fund Resources:   |                           |     |     |      |  |   |  |                   |   |                                 |                             |
| Undisbursed Funds   | No Year                   |     | 020 | 5697 | 000                                      | 44,717,963.15   | 1,547,794,723.94   | -288,904,000.00   | 1,100,696,055.73  | <sup>4</sup> 150,000,000.00     | 52,912,631.36               |
| Unrealized Discount on Investments  |                           |     |     |      |  | -3,862,641.32   | -----  | -5,739,352.79     | -----   | -----                           | -9,601,994.11               |
| Investments in US Treasury Securities   |                           |     |     |      |  | 2,047,940,641.32  | -----  | 294,643,352.79    | -----   | -----                           | 2,342,583,994.11            |
| Subtotal  |                           |     | 020 | 5697 | 000                                      | 2,088,795,963.15  | 1,547,794,723.94   | -----             | 1,100,696,055.73  | 150,000,000.00                  | 2,385,894,631.36            |
| <b>Public Enterprise Funds</b>  |                           |     |     |      |  |   |  |                   |   |                                 |                             |
| Exchange Stabilization Fund, Office of the Secretary, Treasury<br>Fund Resources:                                       |                           |     |     |      |  |   |  |                   |   |                                 |                             |
| Undisbursed Funds   | No Year                   |     | 020 | 4444 | 000                                      | <sup>5</sup> -----  | -----  | 2,839,312,362.70  | -1,200,931,307.54   | 4,128,817,366.88                | <sup>6</sup> -88,573,696.64 |
| Investments in US Treasury Securities   |                           |     |     |      |  | 18,401,389,236.98   | -----  | -3,703,484,314.02 | -----   | -----                           | 14,697,904,922.96           |
| Investments in Foreign Securities (Means of Financing) - ESF  |                           |     |     |      |  | 3,761,402,467.17  | -----  | -88,573,696.64    | -----   | -----                           | 3,672,828,770.53            |
| Funds Held Outside the Treasury   |                           |     |     |      |  | 12,815,908,368.22   | -----  | 864,171,951.32    | -----   | -----                           | 13,680,080,319.54           |
| Holdings of Special Drawing Rights  |                           |     |     |      |  | 153,175,161,276.48  | -----  | -----             | -----   | -8,882,647,936.03               | 162,057,809,212.51          |
| Subtotal  |                           |     | 020 | 4444 | 000                                      | 188,153,861,348.85  | -----  | -88,573,696.64    | -1,200,931,307.54   | -4,753,830,569.15               | 194,020,049,528.90          |
| <b>Intragovernmental Funds</b>  |                           |     |     |      |  |   |  |                   |   |                                 |                             |
| Treasury Franchise Fund, Treasury<br>Fund Resources:  |                           |     |     |      |  |   |  |                   |   |                                 |                             |
| Undisbursed Funds   | No Year                   |     | 020 | 4560 | 010                                      | 493,680,074.64  | -----  | -----             | -115,138,667.32   | -----                           | 608,818,741.96              |
| <b>Trust Fund Accounts</b>  |                           |     |     |      |  |   |  |                   |   |                                 |                             |
| Capital Magnet Fund, Community Development Financial Institutions,<br>Departmental Offices, Treasury<br>Fund Resources: |                           |     |     |      |  |   |  |                   |   |                                 |                             |
| Undisbursed Funds   | No Year                   |     | 020 | 8524 | 000                                      | 566,410,677.43  | 190,778,845.27   | -----             | 118,084,435.62  | -----                           | 639,105,087.08              |
| Gifts and Bequests, Treasury<br>Fund Resources:   |                           |     |     |      |  |   |  |                   |   |                                 |                             |
| Undisbursed Funds   | No Year                   |     | 020 | 8790 | 000                                      | 479,258.63  | 49,837.05  | -43,700.44        | 6,136.61  | -----                           | 479,258.63                  |
| Investments in US Treasury Securities   |                           |     |     |      |  | 1,045,185.73  | -----  | 43,700.44         | -----   | -----                           | 1,088,886.17                |
| Subtotal  |                           |     | 020 | 8790 | 000                                      | 1,524,444.36  | 49,837.05  | -----             | 6,136.61  | -----                           | 1,568,144.80                |
| Total, Departmental Offices   |                           |     |     |      |  | 491,080,982,580.89  | 1,872,267,043.39   | -102,428,452.64   | 10,547,367,463.16   | -4,573,850,815.33               | 486,877,304,523.81          |
| <b>Financial Crimes Enforcement Network</b>   |                           |     |     |      |  |   |  |                   |   |                                 |                             |
| <b>General Fund Accounts</b>  |                           |     |     |      |  |   |  |                   |   |                                 |                             |
| Salaries and Expenses, Financial Crimes Enforcement Network, Treasury<br>Fund Resources:                                |                           |     |     |      |  |   |  |                   |   |                                 |                             |
| Undisbursed Funds   | 2023-2025                 |     | 020 | 0173 | 000                                      | -----   | 55,000,000.00  | -----             | -----   | -----                           | 55,000,000.00               |
|   | 2022-2024                 |     |     |      |  | 51,820,523.95   | -----  | -----             | 17,199,759.69   | -----                           | 34,620,764.26               |
|   | 2023                      |     |     |      |  | -----   | 135,193,000.00   | -----             | 95,991,337.81   | -----                           | 39,201,662.19               |
|   | 2022-2023                 |     |     |      |  | 38,577,567.30   | -----  | 7,000,000.00      | 24,017,173.98   | -----                           | 21,560,393.32               |
|   | 2021-2023                 |     |     |      |  | 5,643,540.93  | -----  | -----             | 3,837,002.03  | -----                           | 1,806,538.90                |
|   | 2022                      |     |     |      |  | 24,238,570.95   | -----  | -----             | 22,196,441.96   | -----                           | 2,042,128.99                |

Footnotes at End of Chapter

## Appropriations, Outlays, and Balances - Continued

| Appropriation or Fund Account<br><br>Title   | Account Symbol            |     |     |      | Balances,<br>Beginning of<br>Fiscal Year | Appropriations<br>and Other<br>Obligational<br>Authority <sup>1</sup> | Transfers<br>Borrowings<br>and<br>Investment<br>(Net) <sup>2</sup> | Outlays<br>(Net) | Balances<br>Withdrawn<br>and Other<br>Transactions <sup>3</sup> | Balances, End<br>of Fiscal Year |
|--|---------------------------|-----|-----|------|--|---|--|------------------|---|---------------------------------|
|  | Period of<br>Availability | ATA | AID | MAIN |  |   |  |                  |   |                                 |
|  | 2020-2022                 |     |     |      | 1,467,390.68                             | -----   | -----  | 1,408,811.32     | -----   | 58,579.36                       |
|  | 2021                      |     |     |      | 1,796,599.65                             | -----   | -----  | 208,424.59       | -----   | 1,588,175.06                    |
|  | 2019-2021                 |     |     |      | 3,311,643.59                             | -----   | -----  | 1,948,012.22     | -----   | 1,363,631.37                    |
|  | 2020                      |     |     |      | 1,786,976.17                             | -----   | -----  | 6,666.39         | -----   | 1,780,309.78                    |
|  | 2018-2020                 |     |     |      | 376,093.83                               | -----   | -----  | -----            | -----   | 376,093.83                      |
|  | 2019                      |     |     |      | 2,303,725.78                             | -----   | -----  | 425.00           | -----   | 2,303,300.78                    |
|  | 2017-2019                 |     |     |      | 782,476.46                               | -----   | -----  | 13,912.54        | -----   | 768,563.92                      |
|  | 2018                      |     |     |      | 1,971,209.94                             | -----   | -----  | 7,950.00         | 1,963,259.94  | -----                           |
|  | 2016-2018                 |     |     |      | 976,158.15                               | -----   | -----  | 18,441.09        | 957,717.06  | -----                           |
|  | Subtotal                  |     | 020 | 0173 | 135,052,477.38                           | 190,193,000.00  | 7,000,000.00   | 166,854,358.62   | 2,920,977.00  | 162,470,141.76                  |
| <b>Public Enterprise Funds</b>   |                           |     |     |      |  |   |  |                  |   |                                 |
| Financial Integrity Fund, Financial Crimes Enforcement Network,<br>Treasury<br>Fund Resources: |                           |     |     |      |  |   |  |                  |   |                                 |
| Undisbursed Funds  | No Year                   |     | 020 | 4394 | -----                                    | -----   | -----  | -450,000.00      | -----   | 450,000.00                      |
| Total, Financial Crimes Enforcement Network  |                           |     |     |      | 135,052,477.38                           | 190,193,000.00  | 7,000,000.00   | 166,404,358.62   | 2,920,977.00  | 162,920,141.76                  |
| <b>Bureau of the Fiscal Service</b>  |                           |     |     |      |  |   |  |                  |   |                                 |
| <b>General Fund Accounts</b>   |                           |     |     |      |  |   |  |                  |   |                                 |
| Salaries and Expenses, Bureau of the Fiscal Service, Treasury<br>Fund Resources:               |                           |     |     |      |  |   |  |                  |   |                                 |
| Undisbursed Funds  | 2023-2025                 |     | 020 | 0520 | -----                                    | 8,000,000.00  | -----  | -----            | -----   | 8,000,000.00                    |
|  | 2022-2024                 |     |     |      | 8,000,000.00                             | -----   | -----  | -----            | -----   | 8,000,000.00                    |
|  | 2023                      |     |     |      | -----                                    | 364,485,000.00  | -----  | 340,444,010.60   | -----   | 24,040,989.40                   |
|  | 2022-2023                 |     |     |      | -----                                    | -----   | 905,593.00   | -----            | -----   | 905,593.00                      |
|  | 2021-2023                 |     |     |      | 8,000,000.00                             | -----   | -----  | 8,000,000.00     | -----   | -----                           |
|  | 2022                      |     |     |      | 28,659,753.60                            | -----   | -905,593.00  | 25,142,971.13    | -----   | 2,611,189.47                    |
|  | 2021-2022                 |     |     |      | 10,098,669.56                            | -----   | -----  | 1,907,407.58     | -----   | 8,191,261.98                    |
|  | 2020-2022                 |     |     |      | 34,701.21                                | -----   | -----  | -----            | -----   | 34,701.21                       |
|  | 2021                      |     |     |      | 2,501,144.68                             | -----   | -----  | 987,513.55       | -----   | 1,513,631.13                    |
|  | 2020-2021                 |     |     |      | 1,963,879.15                             | -----   | -----  | 1,064,550.94     | -----   | 899,328.21                      |
|  | 2020                      |     |     |      | 2,763,236.63                             | -----   | -----  | -71,025.65       | -----   | 2,834,262.28                    |
|  | 2019-2020                 |     |     |      | 30,478.59                                | -----   | -----  | -----            | -----   | 30,478.59                       |
|  | 2019                      |     |     |      | 3,912,366.40                             | -----   | -----  | -57,665.03       | -----   | 3,970,031.43                    |
|  | 2018-2019                 |     |     |      | 18,259.13                                | -----   | -----  | -----            | -----   | 18,259.13                       |
|  | 2017-2019                 |     |     |      | 10,000.00                                | -----   | -----  | -----            | -----   | 10,000.00                       |
|  | 2018                      |     |     |      | 4,571,460.46                             | -----   | -----  | -249,992.45      | 4,821,452.91  | -----                           |
|  | 2017-2018                 |     |     |      | 2,730.00                                 | -----   | -----  | 2,710.00         | 20.00   | -----                           |
|  | 2016-2018                 |     |     |      | 112,874.36                               | -----   | -----  | -----            | 112,874.36  | -----                           |
|  | No Year                   |     |     |      | 41,600,326.90                            | -----   | -----  | 14,263,980.73    | -----   | 27,336,346.17                   |

Footnotes at End of Chapter

Appropriations, Outlays, and Balances - Continued

| Appropriation or Fund Account<br><br>Title  | Account Symbol            |     |     |      | Balances,<br>Beginning of<br>Fiscal Year | Appropriations<br>and Other<br>Obligational<br>Authority <sup>1</sup> | Transfers<br>Borrowings<br>and<br>Investment<br>(Net) <sup>2</sup> | Outlays<br>(Net) | Balances<br>Withdrawn<br>and Other<br>Transactions <sup>3</sup> | Balances, End<br>of Fiscal Year |                |
|---|---------------------------|-----|-----|------|--|---|--|------------------|---|---------------------------------|----------------|
|   | Period of<br>Availability | ATA | AID | MAIN |  |   |  |                  |   |                                 | SUB            |
| Subtotal  |                           |     | 020 | 0520 | 000                                      | 112,279,880.67  | 372,485,000.00   | -----            | 391,434,461.40  | 4,934,347.27                    | 88,396,072.00  |
| Reimbursements to Federal Reserve Banks, Bureau of the Fiscal Service, Treasury<br>Fund Resources:<br>Undisbursed Funds                     | No Year                   |     | 020 | 0562 | 000                                      | 54,795,986.09   | 168,455,929.01   | -----            | 163,256,279.05  | -----                           | 59,995,636.05  |
| Relief of Individuals and Others by Private and Public Laws, Bureau of the Fiscal Service, Treasury<br>Fund Resources:<br>Undisbursed Funds | No Year                   |     | 020 | 1706 | 000                                      | 443,162.78  | -----  | -----            | -----   | -----                           | 443,162.78     |
| Payment of Government Losses in Shipment, Bureau of the Fiscal Service, Treasury<br>Fund Resources:<br>Undisbursed Funds                    | No Year                   |     | 020 | 1710 | 000                                      | -----   | -103,829.63  | -----            | -103,829.63   | -----                           | -----          |
| Judgements, Court of Claims (Indefinite), Bureau of the Fiscal Service, Treasury<br>Fund Resources:<br>Undisbursed Funds                    | No Year                   |     | 020 | 1740 | 000                                      | -----   | 1,033,017,645.11   | -----            | 1,033,011,499.09  | -----                           | 6,146.02       |
| Judgements, United States Courts (Indefinite), Bureau of the Fiscal Service, Treasury<br>Fund Resources:<br>Undisbursed Funds               | No Year                   |     | 020 | 1741 | 000                                      | 1,209,325.04  | 792,980,022.46   | -----            | 736,984,319.49  | -----                           | 57,205,028.01  |
| Claims for Damages (Indefinite), Bureau of the Fiscal Service, Treasury<br>Fund Resources:<br>Undisbursed Funds                             | No Year                   |     | 020 | 1742 | 000                                      | 100.00  | 4,456,520.31   | -----            | 4,455,404.47  | -----                           | 1,215.84       |
| Claims for Contract Disputes (Indefinite), Bureau of the Fiscal Service, Treasury<br>Fund Resources:<br>Undisbursed Funds                   | No Year                   |     | 020 | 1743 | 000                                      | -----   | 236,133,268.74   | -----            | 236,133,268.74  | -----                           | -----          |
| Claims for Fire Fighting Services (Indefinite), Bureau of the Fiscal Service, Treasury<br>Fund Resources:<br>Undisbursed Funds              | No Year                   |     | 020 | 1748 | 000                                      | -----   | 21,200.06  | -----            | 21,200.06   | -----                           | -----          |
| Salaries and Expenses, Bureau of the Fiscal Service, Treasury<br>Fund Resources:<br>Undisbursed Funds                                       | No Year                   |     | 020 | 1801 | 000                                      | 14,994.77   | -----  | -----            | 14,994.77   | -----                           | -----          |
| Financial Agent Services, Bureau of the Fiscal Service, Treasury<br>Fund Resources:<br>Undisbursed Funds                                    | No Year                   |     | 020 | 1802 | 000                                      | 78,350,050.14   | 1,177,626,904.42   | -----            | 1,151,323,314.38  | -----                           | 104,653,640.18 |
| Payment to the Resolution Funding Corporation, Bureau of the Fiscal Service, Treasury<br>Fund Resources:<br>Undisbursed Funds               | No Year                   |     | 020 | 1851 | 000                                      | -----   | 919,663,271.33   | -----            | 919,663,271.33  | -----                           | -----          |

Footnotes at End of Chapter

## Appropriations, Outlays, and Balances - Continued

| Appropriation or Fund Account<br><br>Title  | Account Symbol            |     |     |      | Balances,<br>Beginning of<br>Fiscal Year | Appropriations<br>and Other<br>Obligational<br>Authority <sup>1</sup> | Transfers<br>Borrowings<br>and<br>Investment<br>(Net) <sup>2</sup> | Outlays<br>(Net)           | Balances<br>Withdrawn<br>and Other<br>Transactions <sup>3</sup> | Balances, End<br>of Fiscal Year |
|---|---------------------------|-----|-----|------|--|---|--|----------------------------|---|---------------------------------|
|   | Period of<br>Availability | ATA | AID | MAIN |  |   |  |                            |   |                                 |
| Interest on Uninvested Funds (Indefinite), Bureau of the Fiscal Service, Treasury<br>Fund Resources:<br>Undisbursed Funds                     | No Year                   |     | 020 | 1860 | 000                                      | 90,868,560.20   | 50,153,972.75  | -----<br>21,084,946.57     | -----   | 119,937,586.38                  |
| Restitution of Forgone Interest, Bureau of the Fiscal Service, Treasury<br>Fund Resources:<br>Undisbursed Funds                               | 2023                      |     | 020 | 1875 | 000                                      | -----   | 3,291,710,382.19   | -----<br>3,291,710,382.19  | -----   | -----                           |
| Federal Interest Liabilities to the States, Bureau of the Fiscal Service, Treasury<br>Fund Resources:<br>Undisbursed Funds                    | No Year                   |     | 020 | 1877 | 000                                      | -----   | 250,204.00   | -----<br>250,204.00        | -----   | -----                           |
| Credit Reform: Interest Paid on Uninvested Funds (Indefinite), Bureau of the Fiscal Service, Treasury<br>Fund Resources:<br>Undisbursed Funds | No Year                   |     | 020 | 1880 | 000                                      | -----   | 11,883,210,149.85  | -----<br>11,883,210,149.85 | -----   | -----                           |
| Federal Reserve Bank Reimbursement Fund, Bureau of the Fiscal Service, Treasury<br>Fund Resources:<br>Undisbursed Funds                       | No Year                   |     | 020 | 1884 | 000                                      | 202,182,156.96  | 633,373,130.97   | -----<br>633,065,011.94    | -----   | 202,490,275.99                  |
| <b>Special Fund Accounts</b>  |                           |     |     |      |  |   |  |                            |   |                                 |
| Debt Collection Fund, Bureau of the Fiscal Service, Treasury<br>Fund Resources:<br>Undisbursed Funds  | 2019-2020                 |     | 020 | 5445 | 000                                      | -----   | -----  | -74,765.76                 | -74,765.76  | -----                           |
|   | 2017-2018                 |     |     |      |  | -----   | -----  | -81,589.72                 | -81,589.72  | -----                           |
|   | No Year                   |     |     |      |  | 169,629,592.31  | 196,610,970.43   | 156,355.48                 | 167,704,483.70  | -----                           |
|   | Subtotal                  |     | 020 | 5445 | 000                                      | 169,629,592.31  | 196,610,970.43   | 0.00                       | 167,548,128.22  | -----                           |
| HOPE Reserve Fund, Bureau of the Fiscal Service, Treasury<br>Fund Resources:<br>Undisbursed Funds   | No Year                   |     | 020 | 5581 | 000                                      | 86,000,000.00   | -----  | -----                      | -----   | 86,000,000.00                   |
| Guam World War II Claims Fund, Treasury<br>Fund Resources:<br>Undisbursed Funds   | No Year                   |     | 020 | 5680 | 000                                      | 9,234,704.34  | -----  | -----<br>423,957.34        | -----   | 8,810,747.00                    |
| Continued Dumping and Subsidy Offset, United States Customs Service, Treasury<br>Fund Resources:<br>Undisbursed Funds                         | No Year                   |     | 020 | 5688 | 000                                      | 112,289,543.60  | 19,227,957.27  | -----<br>7,663,793.29      | -----   | 123,853,707.58                  |
| <b>Public Enterprise Funds</b>  |                           |     |     |      |  |   |  |                            |   |                                 |
| United States Treasury Check Forgery Insurance Fund, Bureau of the Fiscal Service, Treasury<br>Fund Resources:<br>Undisbursed Funds           | No Year                   |     | 020 | 4109 | 000                                      | 4,245,506.69  | -----  | -----<br>1,874,065.14      | -----   | 2,371,441.55                    |
| <b>Trust Fund Accounts</b>  |                           |     |     |      |  |   |  |                            |   |                                 |

Footnotes at End of Chapter

Appropriations, Outlays, and Balances - Continued

| Appropriation or Fund Account<br><br>Title  | Account Symbol         |     |     |      | Balances, Beginning of Fiscal Year | Appropriations and Other Obligational Authority <sup>1</sup> | Transfers Borrowings and Investment (Net) <sup>2</sup> | Outlays (Net)                    | Balances Withdrawn and Other Transactions <sup>3</sup> | Balances, End of Fiscal Year |
|---|------------------------|-----|-----|------|------------------------------------|--|--|----------------------------------|--|------------------------------|
|   | Period of Availability | ATA | AID | MAIN |                                    |  |  |                                  |  |                              |
| Lower Brule Sioux Tribe Terrestrial Wildlife Habitat Restoration Trust Fund, Bureau of the Fiscal Service, Treasury<br>Fund Resources:    |                        |     |     |      |                                    |  |  |                                  |  |                              |
| Undisbursed Funds   | No Year                |     | 020 | 8207 | 000                                | -----  | 308,836.30   | 211,163.70                       | 520,000.00   | -----                        |
| Unrealized Discount on Investments  |                        |     |     |      |                                    | -58,338.22   | -----  | -1,794.38                        | -----  | -60,132.60                   |
| Investments in US Treasury Securities   |                        |     |     |      |                                    | 15,945,542.16  | -----  | -209,369.32                      | -----  | 15,736,172.84                |
| Subtotal  |                        |     | 020 | 8207 | 000                                | 15,887,203.94  | 308,836.30   | -----                            | 520,000.00   | -----                        |
| Cheyenne River Sioux Tribe Terrestrial Wildlife Habitat Restoration Trust Fund, Bureau of the Fiscal Service, Treasury<br>Fund Resources: |                        |     |     |      |                                    |  |  |                                  |  |                              |
| Undisbursed Funds   | No Year                |     | 020 | 8209 | 000                                | -----  | 877,371.57   | -83,128.10                       | 794,243.47   | -----                        |
| Unrealized Discount on Investments  |                        |     |     |      |                                    | -165,175.52  | -----  | -5,106.55                        | -----  | -170,282.07                  |
| Investments in US Treasury Securities   |                        |     |     |      |                                    | 45,359,318.47  | -----  | 88,234.65                        | -----  | 45,447,553.12                |
| Subtotal  |                        |     | 020 | 8209 | 000                                | 45,194,142.95  | 877,371.57   | 0.00                             | 794,243.47   | -----                        |
| Gulf Coast Restoration Trust Fund, Bureau of the Fiscal Service, Treasury<br>Fund Resources:  |                        |     |     |      |                                    |  |  |                                  |  |                              |
| Undisbursed Funds   | No Year                |     | 020 | 8625 | 000                                | -----  | 349,785,548.47   | -230,365,636.87                  | 119,419,911.60   | -----                        |
| Unrealized Discount on Investments  |                        |     |     |      |                                    | -29,374,651.65   | -----  | -46,727,470.60                   | -----  | -76,102,122.25               |
| Investments in US Treasury Securities   |                        |     |     |      |                                    | 2,025,658,788.21   | -----  | 277,093,107.47                   | -----  | 2,302,751,895.68             |
| Subtotal  |                        |     | 020 | 8625 | 000                                | 1,996,284,136.56   | 349,785,548.47   | -----                            | 119,419,911.60   | -----                        |
| Total, Bureau of the Fiscal Service   |                        |     |     |      |                                    | 2,978,909,047.04   | 21,130,244,455.61                                      | -----                            | 20,763,758,976.76                                      | 4,934,347.27                 |
| <b>Federal Financing Bank</b>   |                        |     |     |      |                                    |  |  |                                  |  |                              |
| <b>Intragovernmental Funds</b>  |                        |     |     |      |                                    |  |  |                                  |  |                              |
| Federal Financing Bank Revolving Fund, Treasury<br>Fund Resources:  |                        |     |     |      |                                    |  |  |                                  |  |                              |
| Undisbursed Funds   | No Year                |     | 020 | 4521 | 000                                | -19,510,426,273.82   | -----  | <sup>7.9.9</sup> -649,234,802.04 | -233,072,308.66  | -----                        |
| Total, Federal Financing Bank   |                        |     |     |      |                                    | -19,510,426,273.82   | -----  | -649,234,802.04                  | -233,072,308.66  | -----                        |
| <b>Alcohol and Tobacco Tax and Trade Bureau</b>   |                        |     |     |      |                                    |  |  |                                  |  |                              |
| <b>General Fund Accounts</b>  |                        |     |     |      |                                    |  |  |                                  |  |                              |
| Salaries and Expenses, Alcohol and Tobacco Tax and Trade Bureau, Treasury<br>Fund Resources:  |                        |     |     |      |                                    |  |  |                                  |  |                              |
| Undisbursed Funds   | 2023-2024              |     | 020 | 1008 | 000                                | -----  | 5,000,000.00   | -----                            | 464,073.62   | -----                        |
|   | 2023                   |     |     |      |                                    | -----  | 143,863,000.00   | -----                            | 110,481,946.79   | -----                        |
|   | 2022-2023              |     |     |      |                                    | 4,581,626.53   | -----  | 209,000.00                       | 3,996,356.96   | -----                        |
|   | 2022                   |     |     |      |                                    | 23,497,046.00  | -----  | -209,000.00                      | 20,062,972.01  | -----                        |
|   | 2021-2022              |     |     |      |                                    | 869,681.89   | -----  | -----                            | 533,062.73   | -----                        |
|   | 2021                   |     |     |      |                                    | 2,665,100.78   | -----  | -----                            | 2,143,024.75   | -----                        |
|   | 2020-2021              |     |     |      |                                    | 117,024.49   | -----  | -----                            | -31,437.36   | -----                        |
|   | 2020                   |     |     |      |                                    | 632,000.32   | -----  | -----                            | 37,161.34  | -----                        |

Footnotes at End of Chapter



## Appropriations, Outlays, and Balances - Continued

| Appropriation or Fund Account<br><br>Title                             | Account Symbol            |     |     |      | Balances,<br>Beginning of<br>Fiscal Year | Appropriations<br>and Other<br>Obligational<br>Authority <sup>1</sup> | Transfers<br>Borrowings<br>and<br>Investment<br>(Net) <sup>2</sup> | Outlays<br>(Net) | Balances<br>Withdrawn<br>and Other<br>Transactions <sup>3</sup> | Balances, End<br>of Fiscal Year |                  |
|--|---------------------------|-----|-----|------|--|---|--|------------------|---|---------------------------------|------------------|
|  | Period of<br>Availability | ATA | AID | MAIN |  |   |  |                  |   |                                 | SUB              |
|  | 2019-2020                 |     |     |      | 111,351.84                               | -----   | -----  | -----            | -----   | 111,351.84                      |                  |
|  | 2019                      |     |     |      | 658,573.47                               | -----   | -----  | 9.80             | -----   | 658,563.67                      |                  |
|  | 2018-2019                 |     |     |      | 19,452.84                                | -----   | -----  | -----            | -----   | 19,452.84                       |                  |
|  | 2018                      |     |     |      | 723,856.03                               | -----   | -----  | -----            | 723,856.03  | -----                           |                  |
|  | 2017-2018                 |     |     |      | 21,887.05                                | -----   | -----  | -----            | 21,887.05   | -----                           |                  |
|  | Subtotal                  |     | 020 | 1008 | 000                                      | 33,897,601.24   | 148,863,000.00   | -----            | 137,687,170.64  | 745,743.08                      | 44,327,687.52    |
| <b>Special Fund Accounts</b>   |                           |     |     |      |  |   |  |                  |   |                                 |                  |
| Internal Revenue, Collections for Puerto Rico, Treasury                |                           |     |     |      |  |   |  |                  |   |                                 |                  |
| Fund Resources:  |                           |     |     |      |  |   |  |                  |   |                                 |                  |
| Undisbursed Funds  |                           |     |     |      |  |   |  |                  |   |                                 |                  |
|  | No Year                   |     | 020 | 5737 | 000                                      | -----   | 362,416,647.96   | -----            | 362,416,647.96  | -----                           | -----            |
| Total, Alcohol and Tobacco Tax and Trade Bureau                        |                           |     |     |      |  |   |  |                  |   |                                 |                  |
|  |                           |     |     |      |  | 33,897,601.24   | 511,279,647.96   | -----            | 500,103,818.60  | 745,743.08                      | 44,327,687.52    |
| <b>Bureau of Engraving and Printing</b>                                |                           |     |     |      |  |   |  |                  |   |                                 |                  |
| <b>Intragovernmental Funds</b>   |                           |     |     |      |  |   |  |                  |   |                                 |                  |
| Bureau of Engraving and Printing Fund, Treasury                        |                           |     |     |      |  |   |  |                  |   |                                 |                  |
| Fund Resources:  |                           |     |     |      |  |   |  |                  |   |                                 |                  |
| Undisbursed Funds  |                           |     |     |      |  |   |  |                  |   |                                 |                  |
|  | No Year                   |     | 020 | 4502 | 000                                      | 141,408,206.78  | -----  | -----            | 60,712,962.97   | -----                           | 80,695,243.81    |
| Total, Bureau of Engraving and Printing                                |                           |     |     |      |  |   |  |                  |   |                                 |                  |
|  |                           |     |     |      |  | 141,408,206.78  | -----  | -----            | 60,712,962.97   | -----                           | 80,695,243.81    |
| <b>United States Mint</b>  |                           |     |     |      |  |   |  |                  |   |                                 |                  |
| <b>Public Enterprise Funds</b>   |                           |     |     |      |  |   |  |                  |   |                                 |                  |
| United States Mint Public Enterprise Fund, Treasury                    |                           |     |     |      |  |   |  |                  |   |                                 |                  |
| Fund Resources:  |                           |     |     |      |  |   |  |                  |   |                                 |                  |
| Undisbursed Funds  |                           |     |     |      |  |   |  |                  |   |                                 |                  |
|  | No Year                   |     | 020 | 4159 | 000                                      | 1,423,787,462.40  | -----  | -----            | 69,564,952.65   | -----                           | 1,354,222,509.75 |
| Total, United States Mint  |                           |     |     |      |  |   |  |                  |   |                                 |                  |
|  |                           |     |     |      |  | 1,423,787,462.40  | -----  | -----            | 69,564,952.65   | -----                           | 1,354,222,509.75 |
| <b>Internal Revenue Service</b>  |                           |     |     |      |  |   |  |                  |   |                                 |                  |
| <b>General Fund Accounts</b>   |                           |     |     |      |  |   |  |                  |   |                                 |                  |
| Refunding Internal Revenue Collections, Interest (Indefinite),         |                           |     |     |      |  |   |  |                  |   |                                 |                  |
| Treasury   |                           |     |     |      |  |   |  |                  |   |                                 |                  |
| Fund Resources:  |                           |     |     |      |  |   |  |                  |   |                                 |                  |
| Undisbursed Funds  |                           |     |     |      |  |   |  |                  |   |                                 |                  |
|  | No Year                   |     | 020 | 0904 | 000                                      | -----   | 10,228,809,474.26  | -----            | 10,228,809,474.26   | -----                           | -----            |
| U.S. Coronavirus Payments, Internal Revenue Service, Treasury          |                           |     |     |      |  |   |  |                  |   |                                 |                  |
| Fund Resources:  |                           |     |     |      |  |   |  |                  |   |                                 |                  |
| Undisbursed Funds  |                           |     |     |      |  |   |  |                  |   |                                 |                  |
|  | No Year                   |     | 020 | 0905 | 000                                      | -----   | 1,965,488,411.20   | -----            | 1,965,488,411.20  | -----                           | -----            |
| Payment Where Earned Income Credit Exceeds Liability for Tax, Internal |                           |     |     |      |  |   |  |                  |   |                                 |                  |
| Revenue Service, Treasury  |                           |     |     |      |  |   |  |                  |   |                                 |                  |
| Fund Resources:  |                           |     |     |      |  |   |  |                  |   |                                 |                  |
| Undisbursed Funds  |                           |     |     |      |  |   |  |                  |   |                                 |                  |
|  | No Year                   |     | 020 | 0906 | 000                                      | -----   | 55,468,217,621.90  | -----            | 55,468,217,621.90   | -----                           | -----            |
| Taxpayer Services, Internal Revenue Service, Treasury                  |                           |     |     |      |  |   |  |                  |   |                                 |                  |
| Fund Resources:  |                           |     |     |      |  |   |  |                  |   |                                 |                  |
| Undisbursed Funds  |                           |     |     |      |  |   |  |                  |   |                                 |                  |
|  | 2022-2031                 |     | 020 | 0912 | 000                                      | 3,181,500,000.00  | -----  | -----            | 835,143,028.15  | -----                           | 2,346,356,971.85 |
|  | 2023-2024                 |     |     |      |  | -----   | 140,000,000.00   | -----            | 70,675,991.61   | -----                           | 69,324,008.39    |

Footnotes at End of Chapter

Appropriations, Outlays, and Balances - Continued

| Appropriation or Fund Account<br><br>Title                                | Account Symbol            |     |     |             | Balances,<br>Beginning of<br>Fiscal Year | Appropriations<br>and Other<br>Obligational<br>Authority <sup>1</sup> | Transfers<br>Borrowings<br>and<br>Investment<br>(Net) <sup>2</sup> | Outlays<br>(Net) | Balances<br>Withdrawn<br>and Other<br>Transactions <sup>3</sup> | Balances, End<br>of Fiscal Year |                   |
|---|---------------------------|-----|-----|-------------|--|---|--|------------------|---|---------------------------------|-------------------|
|   | Period of<br>Availability | ATA | AID | MAIN<br>SUB |  |   |  |                  |   |                                 |                   |
|   | 2023                      |     |     |             | -----                                    | 2,740,606,000.00  | -----  | 2,434,895,122.17 | -----   | 305,710,877.83                  |                   |
|   | 2022-2023                 |     |     |             | 102,647,412.34                           | -----   | 6,840,910.00   | 103,497,210.89   | -----   | 5,991,111.45                    |                   |
|   | 2021-2023                 |     |     |             | § 122,276,737.28                         | -285,399.62   | -----  | 111,349,150.57   | -----   | 10,642,187.09                   |                   |
|   | 2022                      |     |     |             | 271,501,184.50                           | -----   | -6,840,910.00  | 241,139,439.18   | -----   | 23,520,835.32                   |                   |
|   | 2021-2022                 |     |     |             | 7,649,055.51                             | -----   | -----  | 6,162,015.50     | -----   | 1,487,040.01                    |                   |
|   | 2021                      |     |     |             | 19,467,760.61                            | -----   | -----  | 1,384,818.16     | -----   | 18,082,942.45                   |                   |
|   | 2020-2021                 |     |     |             | 2,535,339.90                             | -----   | -----  | 262,166.14       | -----   | 2,273,173.76                    |                   |
|   | 2020                      |     |     |             | 17,106,582.31                            | -----   | -----  | 301,454.04       | -----   | 16,805,128.27                   |                   |
|   | 2019-2020                 |     |     |             | 1,467,670.07                             | -----   | -----  | 48,723.99        | -----   | 1,418,946.08                    |                   |
|   | 2019                      |     |     |             | 6,893,052.35                             | -----   | -----  | 156,396.03       | -----   | 6,736,656.32                    |                   |
|   | 2018-2019                 |     |     |             | 636,594.30                               | -----   | -----  | -12,720.00       | -----   | 649,314.30                      |                   |
|   | 2018                      |     |     |             | 13,147,812.36                            | -----   | -----  | 13,735.03        | 13,134,077.33   | -----                           |                   |
|   | 2017-2018                 |     |     |             | 102,693.97                               | -----   | -----  | -----            | 102,693.97  | -----                           |                   |
|   | No Year                   |     |     |             | 50,000.00                                | -----   | 3,900,000.00   | 3,900,000.00     | -----   | 50,000.00                       |                   |
|   | Subtotal                  |     | 020 | 0912        | 000                                      | 3,746,981,895.50  | 2,880,320,600.38   | 3,900,000.00     | 3,808,916,531.46  | 13,236,771.30                   | 2,809,049,193.12  |
| Enforcement, Internal Revenue Service, Treasury<br>Fund Resources:        |                           |     |     |             |  |   |  |                  |   |                                 |                   |
| Undisbursed Funds   |                           |     |     |             |  |   |  |                  |   |                                 |                   |
|   | 2022-2031                 |     | 020 | 0913        | 000                                      | 45,637,400,000.00   | -1,389,525,000.00  | -----            | 102,544,048.19  | -----                           | 44,145,330,951.81 |
|   | 2023-2024                 |     |     |             | -----                                    | 250,103,768.00  | -3,500,000.00  | 129,229,218.20   | -----   | 117,374,549.80                  |                   |
|   | 2023                      |     |     |             | -----                                    | 4,915,741,000.00  | -----  | 4,451,018,932.29 | -----   | 464,722,067.71                  |                   |
|   | 2022-2023                 |     |     |             | 264,216,025.82                           | -----   | -3,485,870.00  | 102,766,578.33   | -----   | 157,963,577.49                  |                   |
|   | 2022                      |     |     |             | 455,952,854.84                           | -----   | -----  | 386,629,800.13   | -----   | 69,323,054.71                   |                   |
|   | 2021-2022                 |     |     |             | 188,060,901.01                           | -----   | -----  | 125,903,245.46   | -----   | 62,157,655.55                   |                   |
|   | 2021                      |     |     |             | 31,751,975.72                            | -----   | -----  | 6,956,314.03     | -----   | 24,795,661.69                   |                   |
|   | 2020-2021                 |     |     |             | 25,503,379.94                            | -----   | -----  | 9,033,187.11     | -----   | 16,470,192.83                   |                   |
|   | 2020                      |     |     |             | 19,364,002.53                            | -----   | -----  | 1,291,246.62     | -----   | 18,072,755.91                   |                   |
|   | 2019-2020                 |     |     |             | 1,879,476.71                             | -----   | -----  | 92,324.34        | -----   | 1,787,152.37                    |                   |
|   | 2019                      |     |     |             | 41,089,897.87                            | -----   | -----  | 343,395.49       | -----   | 40,746,502.38                   |                   |
|   | 2018-2019                 |     |     |             | 2,407,621.25                             | -----   | -----  | -----            | -----   | 2,407,621.25                    |                   |
|   | 2018                      |     |     |             | 26,909,519.19                            | -----   | -----  | 55,717.66        | 26,853,801.53   | -----                           |                   |
|   | 2017-2018                 |     |     |             | 1,312,560.48                             | -----   | -----  | 33,301.99        | 1,279,258.49  | -----                           |                   |
|   | No Year                   |     |     |             | 9,747,491.87                             | -----   | -1,093.00  | 6,558,298.65     | -----   | 3,188,100.22                    |                   |
| Funds Held Outside the Treasury   |                           |     |     |             |  |   |  |                  |   |                                 |                   |
|   | 2023-2024                 |     |     |             | -----                                    | -----   | 3,500,000.00   | -----            | -----   | 3,500,000.00                    |                   |
|   | 2022-2023                 |     |     |             | 3,500,000.00                             | -----   | -3,500,000.00  | -----            | -----   | -----                           |                   |
|   | Subtotal                  |     | 020 | 0913        | 000                                      | 46,709,095,707.23   | 3,776,319,768.00   | -6,986,963.00    | 5,322,455,608.49  | 28,133,060.02                   | 45,127,839,843.72 |
| Operations Support, Internal Revenue Service, Treasury<br>Fund Resources: |                           |     |     |             |  |   |  |                  |   |                                 |                   |
| Undisbursed Funds   |                           |     |     |             |  |   |  |                  |   |                                 |                   |
|   | 2022-2031                 |     | 020 | 0919        | 000                                      | 25,326,400,000.00   | -----  | -----            | 993,380,047.15  | -----                           | 24,333,019,952.85 |
|   | 2023-2025                 |     |     |             | -----                                    | 1,000,000.00  | -----  | -----            | -----   | 1,000,000.00                    |                   |

Footnotes at End of Chapter

## Appropriations, Outlays, and Balances - Continued

| Appropriation or Fund Account<br><br>Title   | Account Symbol            |     |      |      | Balances,<br>Beginning of<br>Fiscal Year | Appropriations<br>and Other<br>Obligational<br>Authority <sup>1</sup> | Transfers<br>Borrowings<br>and<br>Investment<br>(Net) <sup>2</sup> | Outlays<br>(Net)               | Balances<br>Withdrawn<br>and Other<br>Transactions <sup>3</sup> | Balances, End<br>of Fiscal Year |
|--|---------------------------|-----|------|------|--|---|--|--------------------------------|---|---------------------------------|
|  | Period of<br>Availability | ATA | AID  | MAIN |  |   |  |                                |   |                                 |
|  | 2023-2024                 |     |      |      | -----                                    | 275,000,000.00  | -----  | 73,784,140.47                  | -----   | 201,215,859.53                  |
|  | 2022-2024                 |     |      |      | 1,000,000.00                             | -----   | -----  | -----                          | -----   | 1,000,000.00                    |
|  | 2023                      |     |      |      | -----                                    | 3,936,707,000.00  | -----  | <sup>10</sup> 3,047,769,534.24 | -----   | 888,937,465.76                  |
|  | 2022-2023                 |     |      |      | 109,641,972.79                           | -----   | 4,717,451.00   | 74,623,133.90                  | -----   | 39,736,289.89                   |
|  | 2021-2023                 |     |      |      | <sup>5</sup> 181,217,668.44              | -42,257,067.17  | -----  | 110,174,333.21                 | -----   | 28,786,268.06                   |
|  | 2022                      |     |      |      | 837,613,355.25                           | -----   | -4,717,451.00  | 709,937,075.46                 | -----   | 122,958,828.79                  |
|  | 2021-2022                 |     |      |      | 38,775,096.34                            | -----   | -----  | 25,056,417.83                  | -----   | 13,718,678.51                   |
|  | 2020-2022                 |     |      |      | 1,011,600.00                             | -----   | -----  | 507,140.23                     | -----   | 504,459.77                      |
|  | 2021                      |     |      |      | 105,419,044.47                           | -----   | -----  | 39,212,011.78                  | -----   | 66,207,032.69                   |
|  | 2020-2021                 |     |      |      | 30,673,274.94                            | -----   | -----  | 4,938,412.40                   | -----   | 25,734,862.54                   |
|  | 2019-2021                 |     |      |      | 5,536.01                                 | -----   | -----  | -----                          | -----   | 5,536.01                        |
|  | 2020                      |     |      |      | 69,760,295.42                            | -----   | -----  | 13,859,746.95                  | -----   | 55,900,548.47                   |
|  | 2019-2020                 |     |      |      | 1,041,613.17                             | -----   | -----  | 65,862.37                      | -----   | 975,750.80                      |
|  | 2018-2020                 |     |      |      | 106,934.87                               | -----   | -----  | -----                          | -----   | 106,934.87                      |
|  | 2019                      |     |      |      | 63,765,289.03                            | -----   | -----  | 3,785,405.27                   | -----   | 59,979,883.76                   |
|  | 2018-2019                 |     |      |      | 13,314,680.37                            | -----   | -----  | 42,623.54                      | -----   | 13,272,056.83                   |
|  | 2017-2019                 |     |      |      | 282,157.87                               | -----   | -----  | -----                          | -----   | 282,157.87                      |
|  | 2018                      |     |      |      | 47,722,698.03                            | -----   | -----  | 818,547.08                     | 46,904,150.95   | -----                           |
|  | 2017-2018                 |     |      |      | 3,688,601.55                             | -----   | -----  | 26,069.06                      | 3,662,532.49  | -----                           |
|  | 2016-2018                 |     |      |      | 6.46                                     | -----   | -----  | -----                          | 6.46  | -----                           |
|  | No Year                   |     |      |      | 227,670,636.55                           | 10,000,000.00   | -2,851,434.14  | 135,629,638.22                 | -----   | 99,189,564.19                   |
|  | Subtotal                  | 020 | 0919 | 000  | 27,059,110,461.56                        | 4,180,449,932.83  | -2,851,434.14  | 5,233,610,139.16               | 50,566,689.90   | 25,952,532,131.19               |
| Business Systems Modernization, Internal Revenue Service, Treasury<br>Fund Resources:                              |                           |     |      |      |  |   |  |                                |   |                                 |
| Undisbursed Funds  |                           |     |      |      |  |   |  |                                |   |                                 |
|  | 2022-2031                 | 020 | 0921 | 000  | 4,750,700,000.00                         | -----   | -----  | 386,477,711.34                 | -----   | 4,364,222,288.66                |
|  | 2022-2024                 |     |      |      | 126,911,495.14                           | -----   | -----  | 117,722,050.31                 | -----   | 9,189,444.83                    |
|  | 2023                      |     |      |      | -----                                    | 50,000,000.00   | -----  | 16,642,547.60                  | -----   | 33,357,452.40                   |
|  | 2021-2023                 |     |      |      | <sup>5</sup> 193,716,497.64              | -39,702,879.78  | -----  | 119,444,268.35                 | -----   | 34,569,349.51                   |
|  | 2020-2022                 |     |      |      | 2,948,665.32                             | -----   | -----  | 940,246.96                     | -----   | 2,008,418.36                    |
|  | 2019-2021                 |     |      |      | 1,913,122.12                             | -----   | -----  | -99,011.28                     | -----   | 2,012,133.40                    |
|  | 2018-2020                 |     |      |      | 4,154,149.40                             | -----   | -----  | -----                          | -----   | 4,154,149.40                    |
|  | 2017-2019                 |     |      |      | 2,503,245.05                             | -----   | -----  | 78,147.42                      | -----   | 2,425,097.63                    |
|  | 2016-2018                 |     |      |      | 2,353,778.87                             | -----   | -----  | -1,762.08                      | 2,355,540.95  | -----                           |
|  | No Year                   |     |      |      | 6,352,298.28                             | -----   | -4,876,433.70  | 26,106.98                      | -----   | 1,449,757.60                    |
|  | Subtotal                  | 020 | 0921 | 000  | 5,091,553,251.82                         | 10,297,120.22   | -4,876,433.70  | 641,230,305.60                 | 2,355,540.95  | 4,453,388,091.79                |
| Payment Where Child Tax Credit Exceeds Liability for Tax, Internal<br>Revenue Service, Treasury<br>Fund Resources: |                           |     |      |      |  |   |  |                                |   |                                 |
| Undisbursed Funds  |                           |     |      |      |  |   |  |                                |   |                                 |
|  | No Year                   | 020 | 0922 | 000  | -----                                    | 28,767,520,836.61   | -----  | 28,767,520,836.61              | -----   | -----                           |

Footnotes at End of Chapter

**Appropriations, Outlays, and Balances - Continued**

| Appropriation or Fund Account<br><br>Title  | Account Symbol            |     |     |      | Balances,<br>Beginning of<br>Fiscal Year | Appropriations<br>and Other<br>Obligational<br>Authority <sup>1</sup> | Transfers<br>Borrowings<br>and<br>Investment<br>(Net) <sup>2</sup> | Outlays<br>(Net)   | Balances<br>Withdrawn<br>and Other<br>Transactions <sup>3</sup> | Balances, End<br>of Fiscal Year |
|---|---------------------------|-----|-----|------|--|---|--|--------------------|---|---------------------------------|
|   | Period of<br>Availability | ATA | AID | MAIN |  |   |  |                    |   |                                 |
| Payment Where Health Coverage Tax Credit Exceeds Liability for Tax,<br>Internal Revenue Service, Treasury<br>Fund Resources:<br>Undisbursed Funds                 | No Year                   |     | 020 | 0923 | 000                                      | 10,747,084.66   |  | 10,747,084.66      |   |                                 |
| Payment Where Certain Tax Credits Exceeds Liability for Corporate Tax,<br>Internal Revenue Service, Treasury<br>Fund Resources:<br>Undisbursed Funds              | No Year                   |     | 020 | 0931 | 000                                      | 3,096,558,909.15  |  | 3,096,558,909.15   |   |                                 |
| Payment Where American Opportunity Credit Exceeds Liability for Tax -<br>Recovery Act, Internal Revenue Service, Treasury<br>Fund Resources:<br>Undisbursed Funds | No Year                   |     | 020 | 0932 | 000                                      | 2,612,071,758.64  |  | 2,612,071,758.64   |   |                                 |
| Build America Bond Payments - Recovery Act, Internal Revenue Service,<br>Treasury<br>Fund Resources:<br>Undisbursed Funds   | No Year                   |     | 020 | 0935 | 000                                      | 2,470,446,589.35  |  | 2,470,446,589.35   |   |                                 |
| U.S. Coronavirus Refundable Credits, Internal Revenue Service,<br>Treasury<br>Fund Resources:<br>Undisbursed Funds  | No Year                   |     | 020 | 0936 | 000                                      | 51,522,022,672.22   |  | 51,522,022,672.22  |   |                                 |
| Child and Dependent Care Tax Credit, Internal Revenue Service,<br>Department of the Treasury<br>Fund Resources:<br>Undisbursed Funds                              | No Year                   |     | 020 | 0943 | 000                                      | 227,884,102.72  |  | 227,884,102.72     |   |                                 |
| Payment to Issuer of Qualified Zone Academy Bonds, Internal Revenue<br>Service, Treasury<br>Fund Resources:<br>Undisbursed Funds                                  | No Year                   |     | 020 | 0945 | 000                                      | 114,654,791.74  |  | 114,654,791.74     |   |                                 |
| Payment to Issuer of Qualified School Construction Bonds, Internal<br>Revenue Service, Treasury<br>Fund Resources:<br>Undisbursed Funds                           | No Year                   |     | 020 | 0946 | 000                                      | 533,105,278.76  |  | 533,105,278.76     |   |                                 |
| Payment to Issuer of New Clean Renewable Energy Bonds, Internal<br>Revenue Service, Treasury<br>Fund Resources:<br>Undisbursed Funds                              | No Year                   |     | 020 | 0947 | 000                                      | 38,266,067.36   |  | 38,266,067.36      |   |                                 |
| Payment to Issuer of Qualified Energy Conservation Bonds, Internal<br>Revenue Service, Treasury<br>Fund Resources:<br>Undisbursed Funds                           | No Year                   |     | 020 | 0948 | 000                                      | 29,988,689.44   |  | 29,988,689.44      |   |                                 |
| Refundable Premium Assistance Tax Credit, Internal Revenue Service,<br>Treasury<br>Fund Resources:<br>Undisbursed Funds   | No Year                   |     | 020 | 0949 | 000                                      | -15,980,512,059.64  | 335,297,905.47   | -15,645,214,154.17 |   |                                 |
| Transfer To:<br>Centers for Medicare and Medicaid Services, Health and  | No Year                   | 075 | 020 | 0949 | 005                                      | 2,406,389,785.85  | -335,297,905.47  | 98,241,910,036.80  |   | 3,381,995,174.10                |

Footnotes at End of Chapter

## Appropriations, Outlays, and Balances - Continued

| Appropriation or Fund Account<br><br>Title   | Account Symbol            |     |     |             | Balances,<br>Beginning of<br>Fiscal Year | Appropriations<br>and Other<br>Obligational<br>Authority <sup>1</sup> | Transfers<br>Borrowings<br>and<br>Investment<br>(Net) <sup>2</sup> | Outlays<br>(Net)          | Balances<br>Withdrawn<br>and Other<br>Transactions <sup>3</sup> | Balances, End<br>of Fiscal Year |
|--|---------------------------|-----|-----|-------------|--|---|--|---------------------------|---|---------------------------------|
|  | Period of<br>Availability | ATA | AID | MAIN<br>SUB |  |   |  |                           |   |                                 |
| Human Services   | Subtotal                  |     | 020 | 0949<br>000 | 2,406,389,785.85                         | 83,572,301,270.88   | -----  | 82,596,695,882.63         | -----   | 3,381,995,174.10                |
| Payment Where Small Business Health Insurance Tax Credit Exceeds<br>Liability for Tax, Internal Revenue Service, Treasury<br>Fund Resources: |                           |     |     |             |  |   |  |                           |   |                                 |
| Undisbursed Funds  | No Year                   |     | 020 | 0951<br>000 | -----                                    | 20,150.84   | -----  | 20,150.84                 | -----   | -----                           |
| Transfer To:   |                           |     |     |             |  |   |  |                           |   |                                 |
| Centers for Medicare and Medicaid Services, Health and<br>Human Services   | No Year                   | 075 | 020 | 0951<br>005 | 803,735.12                               | 51,033.27   | -----  | 538,706.00                | -----   | 316,062.39                      |
| Subtotal   |                           |     | 020 | 0951<br>000 | 803,735.12                               | 71,184.11   | -----  | 558,856.84                | -----   | 316,062.39                      |
| Direct Efile Taskforce, Internal Revenue Service, Treasury<br>Fund Resources:  |                           |     |     |             |  |   |  |                           |   |                                 |
| Undisbursed Funds  | 2022-2023                 |     | 020 | 0957<br>000 | 15,000,000.00                            | -----   | -----  | 3,617,823.69              | -----   | 11,382,176.31                   |
| Energy Security, Internal Revenue Service, Treasury<br>Fund Resources:   |                           |     |     |             |  |   |  |                           |   |                                 |
| Undisbursed Funds  | 2022-2031                 |     | 020 | 0958<br>000 | 500,000,000.00                           | -----   | -----  | -----                     | -----   | 500,000,000.00                  |
| <b>Special Fund Accounts</b>   |                           |     |     |             |  |   |  |                           |   |                                 |
| Internal Revenue Service, Miscellaneous Retained Fees, Treasury<br>Fund Resources:   |                           |     |     |             |  |   |  |                           |   |                                 |
| Undisbursed Funds  | No Year                   |     | 020 | 5432<br>000 | 223,264,134.17                           | 343,523,148.44  | 3,828,960.84   | 6,570,582.38              | -----   | 564,045,661.07                  |
| Informant Payments, Internal Revenue Service, Treasury<br>Fund Resources:  |                           |     |     |             |  |   |  |                           |   |                                 |
| Undisbursed Funds  | No Year                   |     | 020 | 5433<br>000 | -----                                    | 76,644,351.08   | -----  | 76,644,351.08             | -----   | -----                           |
| Private Collection Agent Program, Internal Revenue Service, Treasury<br>Fund Resources:  |                           |     |     |             |  |   |  |                           |   |                                 |
| Undisbursed Funds  | No Year                   |     | 020 | 5510<br>000 | 64,097,375.84                            | 98,058,417.37   | -----  | 92,657,623.75             | -----   | 69,498,169.46                   |
| Special Compliance Personnel Program, Internal Revenue Service,<br>Treasury<br>Fund Resources:   |                           |     |     |             |  |   |  |                           |   |                                 |
| Undisbursed Funds  | No Year                   |     | 020 | 5622<br>000 | 184,949,735.51                           | 137,821,576.79  | -----  | 95,261,205.08             | -----   | 227,510,107.22                  |
| <b>Public Enterprise Funds</b>   |                           |     |     |             |  |   |  |                           |   |                                 |
| Federal Tax Lien Revolving Fund, Internal Revenue Service, Treasury<br>Fund Resources:   |                           |     |     |             |  |   |  |                           |   |                                 |
| Undisbursed Funds  | No Year                   |     | 020 | 4413<br>000 | 7,256,254.16                             | -----   | -----  | -119,735.77               | -----   | 7,375,989.93                    |
| <b>Total, Internal Revenue Service</b>   |                           |     |     |             | <b>86,008,502,336.76</b>                 | <b>252,161,589,658.11</b>   | <b>-6,985,870.00</b>   | <b>254,963,881,462.40</b> | <b>94,292,062.17</b>  | <b>83,104,932,600.30</b>        |
| <b>Comptroller of the Currency</b>   |                           |     |     |             |  |   |  |                           |   |                                 |
| <b>Trust Fund Accounts</b>   |                           |     |     |             |  |   |  |                           |   |                                 |
| Assessment Funds, Office of the Comptroller of the Currency, Treasury<br>Fund Resources:   |                           |     |     |             |  |   |  |                           |   |                                 |
| Undisbursed Funds  | No Year                   |     | 020 | 8413<br>000 | 15,111,381.52                            | -----   | -8,841,437.50  | -25,950,102.63            | -----   | 32,220,046.65                   |
| Unrealized Discount on Investments   |                           |     |     |             | -44,010,312.50                           | -----   | -34,631,562.50   | -----                     | -----   | -78,641,875.00                  |

Footnotes at End of Chapter

Appropriations, Outlays, and Balances - Continued

| Appropriation or Fund Account<br><br>Title  | Account Symbol            |     |     |      | Balances,<br>Beginning of<br>Fiscal Year | Appropriations<br>and Other<br>Obligational<br>Authority <sup>1</sup> | Transfers<br>Borrowings<br>and<br>Investment<br>(Net) <sup>2</sup> | Outlays<br>(Net)        | Balances<br>Withdrawn<br>and Other<br>Transactions <sup>3</sup> | Balances, End<br>of Fiscal Year |                    |
|---|---------------------------|-----|-----|------|--|---|--|-------------------------|---|---------------------------------|--------------------|
|   | Period of<br>Availability | ATA | AID | MAIN |  |   |  |                         |   |                                 | SUB                |
| Investments in US Treasury Securities   |                           |     |     |      | 2,242,465,000.00                         | -----   | 43,473,000.00  | -----                   | -----   | 2,285,938,000.00                |                    |
| Subtotal  |                           |     | 020 | 8413 | 000                                      | 2,213,566,069.02  | -----  | -----                   | -25,950,102.63  | 2,239,516,171.65                |                    |
| Total, Comptroller of the Currency  |                           |     |     |      |  | 2,213,566,069.02  | -----  | -----                   | -25,950,102.63  | 2,239,516,171.65                |                    |
| <b>Interest on the Public Debt</b>  |                           |     |     |      |  |   |  |                         |   |                                 |                    |
| <b>General Fund Accounts</b>  |                           |     |     |      |  |   |  |                         |   |                                 |                    |
| Interest on the Public Debt (Indefinite), Bureau of the Fiscal Service, Treasury Fund Resources:                |                           |     |     |      |  |   |  |                         |   |                                 |                    |
| Undisbursed Funds   | No Year                   |     | 020 | 0550 | 000                                      | -----   | 801,850,842,253.17   | -----                   | 879,306,558,151.29  | -77,455,715,898.12              | -----              |
| <b>Special Fund Accounts</b>  |                           |     |     |      |  |   |  |                         |   |                                 |                    |
| Gifts to Reduce Debt Held by the Public, Bureau of the Fiscal Service, Treasury Fund Resources:                 |                           |     |     |      |  |   |  |                         |   |                                 |                    |
| Undisbursed Funds   | No Year                   |     | 020 | 5080 | 000                                      | -----   | 1,030,190.73   | -1,030,190.73           | -----   | -----                           | -----              |
| Total, Interest on the Public Debt  |                           |     |     |      |  | -----   | 801,851,872,443.90   | -1,030,190.73           | 879,306,558,151.29  | -77,455,715,898.12              | -----              |
| <b>Deductions for Offsetting Receipts</b>   |                           |     |     |      |  |   |  |                         |   |                                 |                    |
| Proprietary Receipts from the Public  |                           |     |     |      |  | -----   | -7,105,655,039.28  | -----                   | -52,651,550,057.99  | -----                           | -----              |
| Intrabudgetary Receipts Deducted by Agency  |                           |     |     |      |  | -----   | -6,517,406,024.52  | -----                   | -6,517,406,024.52   | -----                           | -----              |
| Total, Offsetting Receipts  |                           |     |     |      |  | -----   | -13,623,061,063.80   | -----                   | -59,168,956,082.51  | -----                           | -----              |
| Total, Department of the Treasury   |                           |     |     |      |  | 603,526,532,055.33  | 1,064,094,385,185.17   | -752,679,315.41         | 1,106,950,373,652.65  | -81,926,673,583.93              | 596,298,642,837.66 |
| <b>Memorandum</b>   |                           |     |     |      |  |   |  |                         |   |                                 |                    |
| <b>Public Debt Retirement</b>   |                           |     |     |      |  |   |  |                         |   |                                 |                    |
| <b>General Fund Accounts</b>  |                           |     |     |      |  |   |  |                         |   |                                 |                    |
| Public Debt Principal (Indefinite), Treasury Fund Resources:  |                           |     |     |      |  |   |  |                         |   |                                 |                    |
| Undisbursed Funds   | No Year                   |     | 020 | 0500 | 000                                      | -----   | 140,671,717,831,498.42   | -140,833,758,467,838.03 | -----   | -162,040,636,339.37             | -----              |
| Premium/Discount on Buyback of U.S. Treasury Securities, Bureau of the Fiscal Service, Treasury Fund Resources: |                           |     |     |      |  |   |  |                         |   |                                 |                    |
| Undisbursed Funds   | No Year                   |     | 020 | 0503 | 000                                      | 7,956,650.84  | -----  | -----                   | -2,345,403.60   | -----                           | 10,302,054.44      |
| Sinking Fund, Treasury <sup>11</sup> Fund Resources:  |                           |     |     |      |  |   |  |                         |   |                                 |                    |
| Undisbursed Funds   | No Year                   |     | 020 | 0575 | 000                                      | 53,199,359,847.10   | 680,849,085.47   | -----                   | -----   | -----                           | 53,880,208,932.57  |
| Total, Public Debt Retirement   |                           |     |     |      |  | 53,207,316,497.94   | 140,672,398,680,583.92   | -140,833,758,467,838.09 | -2,345,403.60   | -162,040,636,339.37             | 53,890,510,987.01  |
| <b>Refunds of Receipts</b>  |                           |     |     |      |  |   |  |                         |   |                                 |                    |
| <b>General Fund Accounts</b>  |                           |     |     |      |  |   |  |                         |   |                                 |                    |

Footnotes at End of Chapter

## Appropriations, Outlays, and Balances - Continued

| Appropriation or Fund Account<br><br>Title   | Account Symbol            |     |     |      | Balances,<br>Beginning of<br>Fiscal Year | Appropriations<br>and Other<br>Obligational<br>Authority <sup>1</sup> | Transfers<br>Borrowings<br>and<br>Investment<br>(Net) <sup>2</sup> | Outlays<br>(Net)   | Balances<br>Withdrawn<br>and Other<br>Transactions <sup>3</sup> | Balances, End<br>of Fiscal Year |
|--|---------------------------|-----|-----|------|--|---|--|--------------------|---|---------------------------------|
|  | Period of<br>Availability | ATA | AID | MAIN |  |   |  |                    |   |                                 |
| Refunding Internal Revenue Collections (Indefinite), Treasury<br>Fund Resources:<br>Undisbursed Funds  | No Year                   |     | 020 | 0903 | 000                                      | -----<br>433,891,894,882.21   | -----  | 433,891,894,882.21 | -----   | -----                           |
| Refund of Moneys Erroneously Received and Covered (Indefinite),<br>Treasury<br>Fund Resources:<br>Undisbursed Funds  | No Year                   |     | 020 | 1807 | 000                                      | -----<br>25,444,084.05  | -----  | 25,444,084.05      | -----   | -----                           |
| Refunds and Drawbacks, United States Customs Service (Indefinite),<br>Treasury<br>Fund Resources:<br>Undisbursed Funds   | No Year                   |     | 070 | 0505 | 000                                      | 985,406,986.13  | 5,846,696,688.83   | 6,302,066,367.23   | -----   | 530,037,307.73                  |
| Total, Refunds of Receipts   |                           |     |     |      |  | 985,406,986.13  | 439,764,035,655.09   | 440,219,405,333.49 | -----   | 530,037,307.73                  |
| <b>Financing Accounts</b>  |                           |     |     |      |  |   |  |                    |   |                                 |
| <b>Public Enterprise Funds</b>   |                           |     |     |      |  |   |  |                    |   |                                 |
| Community Development Financial Institutions Fund, Direct Loan,<br>Financing Account, Treasury<br>Fund Resources:<br>Undisbursed Funds                         | No Year                   |     | 020 | 4088 | 000                                      | 235,293.57  | -----  | -148,100.94        | -----   | 235,875.65                      |
| Authority to Borrow from the Treasury  |                           |     |     |      |  | 137,860.00  | 5,624,138.57   | -3,362,770.66      | 1,960,429.91  | 438,798.00                      |
| Subtotal   |                           |     | 020 | 4088 | 000                                      | 373,153.57  | 5,624,138.57   | -3,510,871.60      | -148,683.02   | 1,960,429.91                    |
| Subtotal   |                           |     | 020 | 4088 | 000                                      | 373,153.57  | 5,624,138.57   | -3,510,871.60      | -148,683.02   | 1,960,429.91                    |
| Troubled Assets Relief Program Equity Purchase Financing Account,<br>Departmental Offices, Treasury<br>Fund Resources:<br>Undisbursed Funds                    | No Year                   |     | 020 | 4278 | 000                                      | 517,669.83  | -----  | -3,757,536.65      | -----   | 113,783.60                      |
| State HFA Direct Loan Financing, Departmental Offices, Treasury<br>Fund Resources:<br>Undisbursed Funds  | No Year                   |     | 020 | 4298 | 000                                      | 70,444,011.27   | -----  | -105,114,059.37    | -----   | 11,199,664.91                   |
| Authority to Borrow from the Treasury  |                           |     |     |      |  | -----   | 55,329,951.90  | -55,329,951.90     | -----   | -----                           |
| Subtotal   |                           |     | 020 | 4298 | 000                                      | 70,444,011.27   | 55,329,951.90  | -160,444,011.27    | -45,869,713.01  | 11,199,664.91                   |
| Subtotal   |                           |     | 020 | 4298 | 000                                      | 70,444,011.27   | 55,329,951.90  | -160,444,011.27    | -45,869,713.01  | 11,199,664.91                   |
| Troubled Asset Relief Program, Housing Programs, Letter of Credit<br>Financing Account, Departmental Offices, Treasury<br>Fund Resources:<br>Undisbursed Funds | No Year                   |     | 020 | 4329 | 000                                      | 259,224.83  | -----  | -----              | 2,835.35  | 256,389.48                      |
| Small Business Lending Fund Financing Account, Departmental Offices,<br>Treasury<br>Fund Resources:<br>Undisbursed Funds                                       | No Year                   |     | 020 | 4349 | 000                                      | 319,540.49  | -----  | -665,000.49        | -----   | 221,988.76                      |
| Authority to Borrow from the Treasury  |                           |     |     |      |  | -----   | 2,654,540.00   | -2,654,540.00      | -----   | -----                           |
| Subtotal   |                           |     | 020 | 4349 | 000                                      | 319,540.49  | 2,654,540.00   | -3,319,540.49      | -567,448.76   | 221,988.76                      |
| Subtotal   |                           |     | 020 | 4349 | 000                                      | 319,540.49  | 2,654,540.00   | -3,319,540.49      | -567,448.76   | 221,988.76                      |
| Community Development Financial Institutions Bond Loan Guarantee   |                           |     |     |      |  |   |  |                    |   |                                 |

Footnotes at End of Chapter

Appropriations, Outlays, and Balances - Continued

| Appropriation or Fund Account<br><br>Title  | Account Symbol            |     |     |      | Balances,<br>Beginning of<br>Fiscal Year | Appropriations<br>and Other<br>Obligational<br>Authority <sup>1</sup> | Transfers<br>Borrowings<br>and<br>Investment<br>(Net) <sup>2</sup> | Outlays<br>(Net)  | Balances<br>Withdrawn<br>and Other<br>Transactions <sup>3</sup> | Balances, End<br>of Fiscal Year |
|---|---------------------------|-----|-----|------|--|---|--|-------------------|---|---------------------------------|
|   | Period of<br>Availability | ATA | AID | MAIN |  |   |  |                   |   |                                 |
| Program Financing Account, Departmental Offices, Treasury<br>Fund Resources:      |                           |     |     |      |  |   |  |                   |   |                                 |
| Undisbursed Funds   | No Year                   |     | 020 | 4366 | 000                                      | 1,631,883.28  | ----- <sup>12,13</sup> 96,227,948.04                               | 94,875,145.26     | -----   | 2,984,686.06                    |
| Authority to Borrow from the Treasury   |                           |     |     |      |  | 639,095,029.05  | 322,265,046.71   | -183,992,119.83   | -----   | 456,115.09                      |
| Subtotal  |                           |     | 020 | 4366 | 000                                      | 640,726,912.33  | 322,265,046.71   | -87,764,171.79    | 94,875,145.26   | 456,115.09                      |
| Economic Stabilization Direct Loan Financing Account, Treasury<br>Fund Resources: |                           |     |     |      |  |   |  |                   |   |                                 |
| Undisbursed Funds   | No Year                   |     | 020 | 4447 | 000                                      | 221,169,298.06  | -----  | -4,541,613,950.55 | -4,355,684,190.71   | <sup>4</sup> 355,540.00         |
| Total, Financing Accounts   |                           |     |     |      |  | 933,809,810.38  | 385,873,677.18   | -4,800,410,082.35 | -4,310,745,705.31   | 2,772,085.00                    |

Footnotes at End of Chapter



## Appropriations, Outlays, and Balances - Continued

### Footnotes

- 1 The amounts in this column, unless otherwise footnoted, represent appropriations, increases and rescissions in borrowing authority or new contract authority. Appropriation accounts with appropriation transfer activity are presented in Table 1 (Appropriations and Appropriation Transfers) at the end of this chapter.
- 2 The amounts in this column, unless otherwise footnoted, represent transfers - other than appropriation transfers, borrowings (gross), investments (net), unrealized discounts or funds held outside the Treasury.
- 3 The amounts in this column, unless otherwise footnoted, represent obligated balances canceled for fiscal year 2018 pursuant to 31 U.S.C. 1553 and adjustments to borrowing and contract authority.
- 4 Represents capital transfer to miscellaneous receipts.
- 5 The opening balance(s) of the following account(s) have been adjusted during the current fiscal year and do not agree with last year's closing balance(s):

| <u>Account Symbol: (ATA, AID, POA, MAIN, SUB)</u>        | <u>Adjustment</u>   |
|--|---------------------|
| 020        2022   0134   000   - Undi sbursed Funds      | -\$ .56             |
| 020                X   4444   000   - Undi sbursed Funds | -\$1,458,657,439.03 |
| 020   2021-2023   0912   000   - Undi sbursed Funds      | \$3,313,000.00      |
| 020   2021-2023   0919   000   - Undi sbursed Funds      | -\$23,313,000.00    |
| 020   2021-2023   0921   000   - Undi sbursed Funds      | \$20,000,000.00     |

- 6 Subject to disposition by the administrative agency.
- 7 Includes \$57,214,481,730.18 which represents net repayment of borrowing from the Federal Financing Bank in lieu of issuance of agency debt.
- 8 Includes \$56,877,740,519.64 which represents net borrowing from the U.S. Treasury.
- 9 Includes \$645,198,000.00 which represents net sale of non-guaranteed Government agency securities.
- 10 Includes \$311,680.01 which represents payment for obligations of a closed account.
- 11 The Account 20 X 0575, Cumulative Sinking Fund, represents an authorization to spend in the event of a Federal budget surplus. It is a permanent appropriation account that was created by Section 6(a) of the Victory Liberty Loan Act of 1919, for the purpose of providing funds for the retirement of public debt. The Sinking Fund was established to retire notes and bonds, issued under the First Liberty Bond Act, which were outstanding on July 1, 1920. The Gold Reserve Act of 1934 extended the application of the Sinking Fund to notes and bonds issued after July 1, 1920.
- 12 Includes \$93,099,174.68 which represents net borrowing from the Federal Financing Bank in lieu of issuance of agency debt.
- 13 Includes \$3,128,773.36 which represents net borrowing from the U.S. Treasury.

**Appropriations, Outlays, and Balances - Continued**

**Footnotes**

**Table 1 - Appropriations and Appropriation Transfers - Department of the Treasury**

| AID | ATA | Period of Availability | MAIN | Net Appropriations and Appropriation Transfers | Appropriation Amount | Net Appropriation Transfers | AID Involved | ATA Involved | Period of Availability Involved | MAIN Involved | Amount From or To (-) |
|-----|-----|------------------------|------|--|----------------------|-----------------------------|--------------|--------------|---------------------------------|---------------|-----------------------|
| 020 |     | 23                     | 0101 | 243,882,000.00                                 | 273,882,000.00       | -30,000,000.00              | 020          |              | 2324                            | 0101          | -30,000,000.00        |
| 020 |     | 2324                   | 0101 | 30,000,000.00                                  | 0.00                 | 30,000,000.00               | 020          |              | 23                              | 0101          | 30,000,000.00         |
| 020 |     | 23                     | 0106 | 46,078,000.00                                  | 48,878,000.00        | -2,800,000.00               | 020          |              | 2324                            | 0106          | -2,800,000.00         |
| 020 |     | 2324                   | 0106 | 2,800,000.00                                   | 0.00                 | 2,800,000.00                | 020          |              | 23                              | 0106          | 2,800,000.00          |
| 020 |     | 23                     | 0126 | 1,100,000.00                                   | 0.00                 | 1,100,000.00                | 020          |              | X                               | 1802          | 1,100,000.00          |
| 020 |     | 23                     | 0173 | 135,193,000.00                                 | 190,193,000.00       | -55,000,000.00              | 020          |              | 2325                            | 0173          | -55,000,000.00        |
| 020 |     | 2325                   | 0173 | 55,000,000.00                                  | 0.00                 | 55,000,000.00               | 020          |              | 23                              | 0173          | 55,000,000.00         |
| 020 |     | 23                     | 0520 | 364,485,000.00                                 | 372,485,000.00       | -8,000,000.00               | 020          |              | 2325                            | 0520          | -8,000,000.00         |
| 020 |     | 2325                   | 0520 | 8,000,000.00                                   | 0.00                 | 8,000,000.00                | 020          |              | 23                              | 0520          | 8,000,000.00          |
| 020 |     | 23                     | 0912 | 2,740,606,000.00                               | 2,780,606,000.00     | -40,000,000.00              | 020          |              | 2324                            | 0912          | -140,000,000.00       |
|     |     |                        |      |  |                      |                             | 020          |              | 23                              | 0913          | 100,000,000.00        |
| 020 |     | 2324                   | 0912 | 140,000,000.00                                 | 0.00                 | 140,000,000.00              | 020          |              | 23                              | 0912          | 140,000,000.00        |
| 020 |     | 23                     | 0913 | 4,915,741,000.00                               | 5,437,622,000.00     | -521,881,000.00             | 020          |              | 23                              | 0912          | -100,000,000.00       |
|     |     |                        |      |  |                      |                             | 020          |              | 2324                            | 0913          | -250,000,000.00       |
|     |     |                        |      |  |                      |                             | 020          |              | 23                              | 0919          | -121,881,000.00       |
|     |     |                        |      |  |                      |                             | 020          |              | 23                              | 0921          | -50,000,000.00        |
| 020 |     | 2324                   | 0913 | 250,103,768.00                                 | 0.00                 | 250,103,768.00              | 011          |              | 2324                            | 1070          | 103,768.00            |
|     |     |                        |      |  |                      |                             | 020          |              | 23                              | 0913          | 250,000,000.00        |
| 020 |     | X                      | 0919 | 10,000,000.00                                  | 0.00                 | 10,000,000.00               | 020          |              | 23                              | 0919          | 10,000,000.00         |
| 020 |     | 23                     | 0919 | 3,936,707,000.00                               | 4,100,826,000.00     | -164,119,000.00             | 020          |              | 23                              | 0913          | 121,881,000.00        |
|     |     |                        |      |  |                      |                             | 020          |              | X                               | 0919          | -10,000,000.00        |
|     |     |                        |      |  |                      |                             | 020          |              | 2324                            | 0919          | -275,000,000.00       |
|     |     |                        |      |  |                      |                             | 020          |              | 2325                            | 0919          | -1,000,000.00         |
| 020 |     | 2324                   | 0919 | 275,000,000.00                                 | 0.00                 | 275,000,000.00              | 020          |              | 23                              | 0919          | 275,000,000.00        |
| 020 |     | 2325                   | 0919 | 1,000,000.00                                   | 0.00                 | 1,000,000.00                | 020          |              | 23                              | 0919          | 1,000,000.00          |
| 020 |     | 23                     | 0921 | 50,000,000.00                                  | 0.00                 | 50,000,000.00               | 020          |              | 23                              | 0913          | 50,000,000.00         |
| 020 |     | X                      | 0949 | 703,802,986.70                                 | 100,256,616,317.22   | -99,552,813,330.52          | 020          | 075          | X                               | 0949          | -99,552,813,330.52    |
| 020 |     | X                      | 0951 | 23,355.84                                      | 74,389.11            | -51,033.27                  | 020          | 075          | X                               | 0951          | -51,033.27            |
| 020 |     | X                      | 1802 | 1,177,626,904.42                               | 1,178,726,904.42     | -1,100,000.00               | 020          |              | 23                              | 0126          | -1,100,000.00         |
| 020 |     | 23                     | 1804 | 204,059,000.00                                 | 216,059,000.00       | -12,000,000.00              | 020          |              | 2324                            | 1804          | -12,000,000.00        |
| 020 |     | 2324                   | 1804 | 12,000,000.00                                  | 0.00                 | 12,000,000.00               | 020          |              | 23                              | 1804          | 12,000,000.00         |
| 020 |     | 23                     | 1881 | 35,000,000.00                                  | 324,000,000.00       | -289,000,000.00             | 020          |              | 2324                            | 1881          | -289,000,000.00       |

## Appropriations, Outlays, and Balances - Continued

### Footnotes

Table 1 - Appropriations and Appropriation Transfers - Department of the Treasury

| AID   | ATA | Period of Availability | MAIN | Net Appropriations and Appropriation Transfers | Appropriation Amount | Net Appropriation Transfers | AID Involved | ATA Involved | Period of Availability Involved | MAIN Involved | Amount From or To (-) |
|-------|-----|------------------------|------|--|----------------------|-----------------------------|--------------|--------------|---------------------------------|---------------|-----------------------|
| 020   |     | 2324                   | 1881 | 289,243,389.00                                 | 243,389.00           | 289,000,000.00              | 020          |              | 23                              | 1881          | 289,000,000.00        |
| 020   | 075 | X                      | 0949 | 99,552,813,330.52                              | 0.00                 | 99,552,813,330.52           | 020          |              | X                               | 0949          | 99,552,813,330.52     |
| 020   | 075 | X                      | 0951 | 51,033.27                                      | 0.00                 | 51,033.27                   | 020          |              | X                               | 0951          | 51,033.27             |
| Total |     |                        |      | 115,180,315,767.75                             | 115,180,211,999.75   | 103,768.00                  |              |              |                                 |               | 103,768.00            |

Appropriations, Outlays, and Balances - Continued

| Appropriation or Fund Account<br><br>Title   | Account Symbol            |     |     |             | Balances,<br>Beginning of<br>Fiscal Year | Appropriations<br>and Other<br>Obligational<br>Authority <sup>1</sup> | Transfers<br>Borrowings<br>and<br>Investment<br>(Net) <sup>2</sup> | Outlays<br>(Net)  | Balances<br>Withdrawn<br>and Other<br>Transactions <sup>3</sup> | Balances, End<br>of Fiscal Year |
|--|---------------------------|-----|-----|-------------|--|---|--|-------------------|---|---------------------------------|
|  | Period of<br>Availability | ATA | AID | MAIN<br>SUB |  |   |  |                   |   |                                 |
| <p><b>Department of Veterans Affairs</b><br/> <b>Veterans Health Administration</b><br/> <b>General Fund Accounts</b></p>      |                           |     |     |             |  |   |  |                   |   |                                 |
| Emergency Department of Veterans Affairs Employee Leave Fund, Veterans Health Administration, Veterans Affairs Fund Resources: |                           |     |     |             |  |   |  |                   |   |                                 |
| Undisbursed Funds  | 2021-2022                 |     | 036 | 0131<br>000 | 54,046,212.69                            | -----   | -----  | -----             | -----   | 54,046,212.69                   |
| Medical Community Care, Veterans Health Administration, Veterans Affairs Fund Resources:                                       |                           |     |     |             |  |   |  |                   |   |                                 |
| Undisbursed Funds  | 2023-2024                 |     | 036 | 0140<br>000 | -----                                    | 2,000,000,000.00  | -----  | 282,437,273.83    | -----   | 1,717,562,726.17                |
|  | 2023                      |     |     |             | -----                                    | 27,889,159,000.00   | -----  | 27,814,586,215.86 | -----   | 74,572,784.14                   |
|  | 2022-2023                 |     |     |             | 517,171,769.70                           | -----   | -----  | 517,164,425.17    | -----   | 7,344.53                        |
|  | 2022                      |     |     |             | 75,184,674.25                            | -----   | -----  | 59,159,053.36     | -----   | 16,025,620.89                   |
|  | 2021-2022                 |     |     |             | 29,009.72                                | -----   | -----  | -92,377,964.81    | -----   | 92,406,974.53                   |
|  | 2019-2022                 |     |     |             | 233,827.03                               | -----   | -----  | -3,722,424.10     | -----   | 3,956,251.13                    |
|  | 2021                      |     |     |             | 745,991.89                               | -----   | -----  | -36,888.66        | -----   | 782,880.55                      |
|  | 2020-2021                 |     |     |             | 60,292,453.60                            | -----   | -----  | -19,792,026.65    | -----   | 80,084,480.25                   |
|  | 2018-2021                 |     |     |             | 260,491.83                               | -----   | -----  | -87,069.81        | -----   | 347,561.64                      |
|  | 2020                      |     |     |             | 6,858,051.06                             | -----   | -----  | -61,166.34        | -----   | 6,919,217.40                    |
|  | 2017-2020                 |     |     |             | 608,036.39                               | -----   | -----  | -56,975.98        | -----   | 665,012.37                      |
|  | 2019                      |     |     |             | 569,451.39                               | -----   | -----  | -90,410.79        | -----   | 659,862.18                      |
|  | 2018                      |     |     |             | 4,694,424.23                             | -----   | -11,099,756.19   | -6,405,331.96     | -----   | -----                           |
|  | No Year                   |     |     |             | 155,478,987.96                           | 857,189,441.75  | -----  | 830,386,785.10    | -----   | 182,281,644.61                  |
|  | Subtotal                  |     | 036 | 0140<br>000 | 822,127,169.05                           | 30,746,348,441.75   | -11,099,756.19   | 29,381,103,494.22 | -----   | 2,176,272,360.39                |
| Medical Support and Compliance, Veterans Health Administration, Veterans Affairs Fund Resources:                               |                           |     |     |             |  |   |  |                   |   |                                 |
| Undisbursed Funds  | 2023-2024                 |     | 036 | 0152<br>000 | -----                                    | 200,000,000.00  | -----  | 48,135,769.22     | -----   | 151,864,230.78                  |
|  | 2023                      |     |     |             | -----                                    | 9,341,265,000.00  | -----  | 7,998,555,144.42  | -----   | 1,342,709,855.58                |
|  | 2022-2023                 |     |     |             | 199,698,661.13                           | -----   | -----  | 198,253,936.73    | -----   | 1,444,724.40                    |
|  | 2022                      |     |     |             | 1,033,362,175.71                         | -----   | -----  | 836,539,938.30    | -----   | 196,822,237.41                  |
|  | 2021-2022                 |     |     |             | 271,507.73                               | -----   | -----  | 20,289.34         | -----   | 251,218.39                      |
|  | 2021                      |     |     |             | 411,122,948.95                           | -----   | -----  | 74,968,318.92     | -----   | 336,154,630.03                  |
|  | 2020-2021                 |     |     |             | 30,429,655.68                            | -----   | -----  | 2,127,157.07      | -----   | 28,302,498.61                   |
|  | 2020                      |     |     |             | 96,484,240.52                            | -----   | -----  | -2,156,776.00     | -----   | 98,641,016.52                   |
|  | 2019-2020                 |     |     |             | 166,703.62                               | -----   | -----  | -----             | -----   | 166,703.62                      |
|  | 2019                      |     |     |             | 107,238,100.95                           | -----   | -----  | -382,442.18       | -----   | 107,620,543.13                  |
|  | 2018-2019                 |     |     |             | 1,609,267.01                             | -----   | -----  | -----             | -----   | 1,609,267.01                    |
|  | 2018                      |     |     |             | 70,124,453.87                            | -----   | -68,184,093.22   | 1,940,360.65      | -----   | -----                           |
|  | 2017-2018                 |     |     |             | 120,446.13                               | -----   | -120,446.13  | -----             | -----   | -----                           |

Footnotes at End of Chapter

## Appropriations, Outlays, and Balances - Continued

| Appropriation or Fund Account<br><br>Title  | Account Symbol            |     |     |      | Balances,<br>Beginning of<br>Fiscal Year | Appropriations<br>and Other<br>Obligational<br>Authority <sup>1</sup> | Transfers<br>Borrowings<br>and<br>Investment<br>(Net) <sup>2</sup> | Outlays<br>(Net) | Balances<br>Withdrawn<br>and Other<br>Transactions <sup>3</sup> | Balances, End<br>of Fiscal Year |
|---|---------------------------|-----|-----|------|--|---|--|------------------|---|---------------------------------|
|   | Period of<br>Availability | ATA | AID | MAIN |  |   |  |                  |   |                                 |
|   | No Year                   |     |     |      | 7,637,467.14                             | -----   | -----  | 3,672,120.27     | -----   | 3,965,346.87                    |
|   | Subtotal                  |     | 036 | 0152 | 000                                      | 1,958,265,628.44  | 9,541,265,000.00   | -68,304,539.35   | 9,161,673,816.74  | 2,269,552,272.35                |
| Medical Services, Veterans Health Administration, Veterans Affairs<br>Fund Resources:                   |                           |     |     |      |  |   |  |                  |   |                                 |
| Undisbursed Funds   | 2023-2024                 |     | 036 | 0160 | 000                                      | -----   | 1,500,000,000.00   | -----            | 420,303,376.69  | 1,079,696,623.31                |
|   | 2023                      |     |     |      |  | -----   | 68,836,111,000.00  | -----            | 61,856,483,947.68   | 6,979,627,052.32                |
|   | 2022-2023                 |     |     |      |  | 524,235,862.31  | -----  | -----            | 515,953,113.83  | 8,282,748.48                    |
|   | 2022                      |     |     |      |  | 6,096,886,688.67  | -----  | -----            | 4,667,033,669.29  | 1,429,853,019.38                |
|   | 2021-2022                 |     |     |      |  | 14,590,882.21   | -----  | -----            | 1,984,550.10  | 12,606,332.11                   |
|   | 2021                      |     |     |      |  | 1,141,188,844.17  | -----  | -----            | 449,873,457.10  | 691,315,387.07                  |
|   | 2020-2021                 |     |     |      |  | 400,895,305.50  | -----  | -----            | 78,627,791.85   | 322,267,513.65                  |
|   | 2020                      |     |     |      |  | 501,539,189.95  | -----  | -----            | 115,429,102.50  | 386,110,087.45                  |
|   | 2019-2020                 |     |     |      |  | 1,983,175.66  | -----  | -----            | 1,108,824.21  | 874,351.45                      |
|   | 2019                      |     |     |      |  | 120,793,641.09  | -----  | -----            | 60,379,303.20   | 60,414,337.89                   |
|   | 2018-2019                 |     |     |      |  | 7,234,813.20  | -----  | -----            | -----   | 7,234,813.20                    |
|   | 2018                      |     |     |      |  | 461,255,142.10  | -----  | -391,228,355.18  | 70,026,786.92   | -----                           |
|   | 2017-2018                 |     |     |      |  | 16,683,512.82   | -----  | -16,683,512.82   | -----   | -----                           |
|   | No Year                   |     |     |      |  | 3,660,559,214.00  | 3,258,336,176.85   | 27,000.00        | 3,750,025,091.32  | 3,168,897,299.53                |
| Funds Held Outside the Treasury   |                           |     |     |      |  | 1,083,565.00  | -----  | -27,000.00       | -----   | 1,056,565.00                    |
|   | Subtotal                  |     | 036 | 0160 | 000                                      | 12,948,929,836.68   | 73,594,447,176.85  | -407,911,868.00  | 71,987,229,014.69   | 14,148,236,130.84               |
| Medical and Prosthetic Research, Veterans Health Administration,<br>Veterans Affairs<br>Fund Resources: |                           |     |     |      |  |   |  |                  |   |                                 |
| Undisbursed Funds   | 2023-2024                 |     | 036 | 0161 | 000                                      | -----   | 916,000,000.00   | -----            | 551,160,880.46  | 364,839,119.54                  |
|   | 2022-2023                 |     |     |      |  | 386,397,247.80  | -----  | -----            | 323,556,688.84  | 62,840,558.96                   |
|   | 2019-2023                 |     |     |      |  | 12,500,000.00   | -----  | -----            | 12,500,000.00   | -----                           |
|   | 2021-2022                 |     |     |      |  | 87,991,710.11   | -----  | -----            | 59,998,314.03   | 27,993,396.08                   |
|   | 2020-2021                 |     |     |      |  | 25,421,082.81   | -----  | -----            | 8,731,405.12  | 16,689,677.69                   |
|   | 2019-2020                 |     |     |      |  | 14,079,674.41   | -----  | -----            | 202,149.71  | 13,877,524.70                   |
|   | 2018-2019                 |     |     |      |  | 11,932,399.18   | -----  | -----            | 59,770.26   | 11,872,628.92                   |
|   | 2017-2018                 |     |     |      |  | 10,033,647.13   | -----  | -10,077,371.86   | -43,724.73  | -----                           |
|   | No Year                   |     |     |      |  | 4,644,663.74  | -----  | -----            | -91,571.01  | 4,736,234.75                    |
|   | Subtotal                  |     | 036 | 0161 | 000                                      | 553,000,425.18  | 916,000,000.00   | -10,077,371.86   | 956,073,912.68  | 502,849,140.64                  |
| Expenses, Medical Facilities, Veterans Health Administration, Veterans<br>Affairs<br>Fund Resources:    |                           |     |     |      |  |   |  |                  |   |                                 |
| Undisbursed Funds   | 2023-2024                 |     | 036 | 0162 | 000                                      | -----   | 350,000,000.00   | -----            | 65,717,565.21   | 284,282,434.79                  |
|   | 2023                      |     |     |      |  | -----   | 8,141,101,000.00   | -----            | 4,302,059,512.66  | 3,839,041,487.34                |
|   | 2022-2023                 |     |     |      |  | 332,751,744.09  | -----  | -----            | 324,042,256.24  | 8,709,487.85                    |
|   | 2019-2023                 |     |     |      |  | 1.19  | -----  | -----            | -----   | 1.19                            |
|   | 2022                      |     |     |      |  | 2,285,455,982.82  | -----  | -----            | 1,325,993,449.83  | 959,462,532.99                  |

Footnotes at End of Chapter

Appropriations, Outlays, and Balances - Continued

| Appropriation or Fund Account<br><br>Title   | Account Symbol            |     |     |      | Balances,<br>Beginning of<br>Fiscal Year | Appropriations<br>and Other<br>Obligational<br>Authority <sup>1</sup> | Transfers<br>Borrowings<br>and<br>Investment<br>(Net) <sup>2</sup> | Outlays<br>(Net) | Balances<br>Withdrawn<br>and Other<br>Transactions <sup>3</sup> | Balances, End<br>of Fiscal Year |                  |
|--|---------------------------|-----|-----|------|--|---|--|------------------|---|---------------------------------|------------------|
|  | Period of<br>Availability | ATA | AID | MAIN |  |   |  |                  |   |                                 | SUB              |
|  | 2021-2022                 |     |     |      | 10,845,149.20                            | -----   | -----  | 4,558,471.18     | -----   | 6,286,678.02                    |                  |
|  | 2018-2022                 |     |     |      | 42,998,208.07                            | -----   | -----  | 5,573,929.86     | -----   | 37,424,278.21                   |                  |
|  | 2021                      |     |     |      | 871,469,418.65                           | -----   | -----  | 477,495,470.82   | -----   | 393,973,947.83                  |                  |
|  | 2020-2021                 |     |     |      | 184,210,189.53                           | -----   | -----  | 108,399,801.06   | -----   | 75,810,388.47                   |                  |
|  | 2020                      |     |     |      | 540,198,857.27                           | -----   | -----  | 140,887,083.14   | -----   | 399,311,774.13                  |                  |
|  | 2019-2020                 |     |     |      | 22,378,340.59                            | -----   | -----  | 4,271,924.07     | -----   | 18,106,416.52                   |                  |
|  | 2019                      |     |     |      | 186,064,260.00                           | -----   | -----  | 85,876,562.59    | -----   | 100,187,697.41                  |                  |
|  | 2018-2019                 |     |     |      | 28,667,930.04                            | -----   | -----  | 7,989,311.76     | -----   | 20,678,618.28                   |                  |
|  | 2018                      |     |     |      | 63,961,233.21                            | -----   | -31,800,225.95   | 32,161,007.26    | -----   | -----                           |                  |
|  | 2017-2018                 |     |     |      | 3,120,161.68                             | -----   | -3,071,786.74  | 48,374.94        | -----   | -----                           |                  |
|  | No Year                   |     |     |      | 1,297,147,797.82                         | 1,880,000,000.00  | -----  | 315,849,800.54   | -----   | 2,861,297,997.28                |                  |
|  | Subtotal                  |     | 036 | 0162 | 000                                      | 5,869,269,274.16  | 10,371,101,000.00  | -34,872,012.69   | 7,200,924,521.16  | -----                           | 9,004,573,740.31 |
| DOD-VA Health Care Sharing Incentive Fund, Veterans Affairs<br>Fund Resources:   |                           |     |     |      |  |   |  |                  |   |                                 |                  |
| Undisbursed Funds  | No Year                   |     | 036 | 0165 | 000                                      | 52,640,989.19   | 15,000,000.00  | -----            | 8,598,577.10  | -----                           | 59,042,412.09    |
| Transfer To:   |                           |     |     |      |  |   |  |                  |   |                                 |                  |
| Defense  | No Year                   | 097 | 036 | 0165 | 000                                      | 67,727,168.55   | 15,000,000.00  | -----            | 10,772,376.40   | -----                           | 71,954,792.15    |
| Subtotal   |                           |     | 036 | 0165 | 000                                      | 120,368,157.74  | 30,000,000.00  | -----            | 19,370,953.50   | -----                           | 130,997,204.24   |
| Joint Department of Defense - Department of Veterans Affairs Medical<br>Facility Demonstration Fund, Veterans Affairs<br>Fund Resources: |                           |     |     |      |  |   |  |                  |   |                                 |                  |
| Undisbursed Funds  | 2023-2024                 |     | 036 | 0169 | 000                                      | -----   | 13,028,980.00  | -----            | 13,028,980.00   | -----                           | -----            |
|  | 2023                      |     |     |      | -----                                    | 638,420,020.00  | -----  | 514,630,816.89   | -----   | 123,789,203.11                  |                  |
|  | 2022-2023                 |     |     |      | 118,000.00                               | -----   | -----  | -----            | -----   | 118,000.00                      |                  |
|  | 2022                      |     |     |      | 55,089,917.92                            | -----   | -----  | 44,637,238.32    | -----   | 10,452,679.60                   |                  |
|  | 2021                      |     |     |      | 8,080,882.48                             | -----   | -----  | 6,994,341.67     | -----   | 1,086,540.81                    |                  |
|  | 2020                      |     |     |      | 1,428,905.84                             | -----   | -----  | -105,300.94      | -----   | 1,534,206.78                    |                  |
|  | 2019                      |     |     |      | 1,114,147.84                             | -----   | -----  | 127,311.55       | -----   | 986,836.29                      |                  |
|  | 2018-2019                 |     |     |      | 1.00                                     | -----   | -----  | -----            | -----   | 1.00                            |                  |
|  | 2018                      |     |     |      | 1,548,108.50                             | -----   | -1,521,023.79  | 27,084.71        | -----   | -----                           |                  |
|  | No Year                   |     |     |      | 479,534.11                               | 16,085,914.41   | -----  | 8,999,400.25     | -----   | 7,566,048.27                    |                  |
|  | Subtotal                  |     | 036 | 0169 | 000                                      | 67,859,497.69   | 667,534,914.41   | -1,521,023.79    | 588,339,872.45  | -----                           | 145,533,515.86   |
| Veterans Choice Fund, Veterans Health Administration, Veterans Affairs<br>Fund Resources:  |                           |     |     |      |  |   |  |                  |   |                                 |                  |
| Undisbursed Funds  | No Year                   |     | 036 | 0172 | 000                                      | 272,584,851.41  | -----  | -----            | -32,252,574.63  | -----                           | 304,837,426.04   |
| Veterans Medical Care and Health Fund, Veterans Health Administration,<br>Veterans Affairs<br>Fund Resources:                            |                           |     |     |      |  |   |  |                  |   |                                 |                  |
| Undisbursed Funds  | 2021-2023                 |     | 036 | 0173 | 000                                      | 7,244,230,823.40  | -----  | -----            | 5,555,936,525.16  | -----                           | 1,688,294,298.24 |
| <b>Special Fund Accounts</b>   |                           |     |     |      |  |   |  |                  |   |                                 |                  |

Footnotes at End of Chapter

## Appropriations, Outlays, and Balances - Continued

| Appropriation or Fund Account<br><br>Title  | Account Symbol            |     |     |      | Balances,<br>Beginning of<br>Fiscal Year | Appropriations<br>and Other<br>Obligational<br>Authority <sup>1</sup> | Transfers<br>Borrowings<br>and<br>Investment<br>(Net) <sup>2</sup> | Outlays<br>(Net) | Balances<br>Withdrawn<br>and Other<br>Transactions <sup>3</sup> | Balances, End<br>of Fiscal Year |                   |
|---|---------------------------|-----|-----|------|--|---|--|------------------|---|---------------------------------|-------------------|
|   | Period of<br>Availability | ATA | AID | MAIN |  |   |  |                  |   |                                 | SUB               |
| Medical Care Collections Fund, Veterans Affairs<br>Fund Resources:<br>Undisbursed Funds   | No Year                   |     | 036 | 5287 | 000                                      | 347,138,170.90  | -987,789.23  | -----            | -----   | -----                           | 346,150,381.67    |
| <b>Public Enterprise Funds</b>  |                           |     |     |      |  |   |  |                  |   |                                 |                   |
| Canteen Service Revolving Fund, Veterans Affairs<br>Fund Resources:<br>Undisbursed Funds  | No Year                   |     | 036 | 4014 | 000                                      | 114,209,294.97  | -----  | -----            | 24,123,652.34   | -----                           | 90,085,642.63     |
| <b>Trust Fund Accounts</b>  |                           |     |     |      |  |   |  |                  |   |                                 |                   |
| General Post Fund, National Homes, Veterans Affairs<br>Fund Resources:<br>Undisbursed Funds   | No Year                   |     | 036 | 8180 | 000                                      | 19,423,235.06   | 21,371,755.59  | -20,901,914.51   | 18,275,118.48   | -----                           | 1,617,957.66      |
| Unrealized Discount on Investments  |                           |     |     |      |  | -96,991.63  | -----  | -2,915,599.92    | -----   | -----                           | -3,012,591.55     |
| Investments in US Treasury Securities   |                           |     |     |      |  | 116,421,032.21  | -----  | 23,817,514.43    | -----   | -----                           | 140,238,546.64    |
|   | Subtotal                  |     | 036 | 8180 | 000                                      | 135,747,275.64  | 21,371,755.59  | -----            | 18,275,118.48   | -----                           | 138,843,912.75    |
| Total, Veterans Health Administration   |                           |     |     |      |  | 30,507,776,617.95   | 125,887,080,499.37   | -533,786,571.88  | 124,860,798,306.79  | -----                           | 31,000,272,238.65 |
| <b>Benefits Programs</b>  |                           |     |     |      |  |   |  |                  |   |                                 |                   |
| <b>General Fund Accounts</b>  |                           |     |     |      |  |   |  |                  |   |                                 |                   |
| Compensation and Pensions, Veterans Benefits Administration, Veterans Affairs<br>Fund Resources:<br>Undisbursed Funds                       | 2020                      |     | 036 | 0102 | 000                                      | 1,088,744,628.28  | -----  | -----            | -93,302,574.17  | -----                           | 1,182,047,202.45  |
|   | No Year                   |     |     |      |  | 16,681,845,331.06   | 152,016,542,000.00   | -----            | 151,300,634,817.30  | -----                           | 17,397,752,513.76 |
|   | Subtotal                  |     | 036 | 0102 | 000                                      | 17,770,589,959.34   | 152,016,542,000.00   | -----            | 151,207,332,243.13  | -----                           | 18,579,799,716.21 |
| Veterans Insurance and Indemnities, Veterans Benefits Administration, Veterans Affairs<br>Fund Resources:<br>Undisbursed Funds              | No Year                   |     | 036 | 0120 | 000                                      | 12,428,568.05   | 109,865,000.00   | -----            | 99,521,519.40   | -----                           | 22,772,048.65     |
| Readjustment Benefits, Veterans Benefits Administration, Veterans Affairs<br>Fund Resources:<br>Undisbursed Funds                           | No Year                   |     | 036 | 0137 | 000                                      | 9,217,503,286.41  | 8,906,851,000.00   | -----            | 12,446,348,876.17   | \$ 82,867.10                    | 5,677,922,543.14  |
| Vocational Rehabilitation Loans Program Account, Veterans Benefits Administration, Veterans Affairs<br>Fund Resources:<br>Undisbursed Funds | 2023                      |     | 036 | 1114 | 000                                      | -----   | 460,486.35   | -----            | 460,486.35  | -----                           | -----             |
|   | 2021                      |     |     |      |  | 4,756.08  | -----  | -----            | -----   | -----                           | 4,756.08          |
|   | Subtotal                  |     | 036 | 1114 | 000                                      | 4,756.08  | 460,486.35   | -----            | 460,486.35  | -----                           | 4,756.08          |
| Veterans Housing Benefit Program Fund, Veterans Benefits Administration, Veterans Affairs<br>Fund Resources:<br>Undisbursed Funds           | 2023                      |     | 036 | 1119 | 000                                      | -----   | 393,916,707.34   | -----            | 139,358,304.60  | -----                           | 254,558,402.74    |
|   | 2022                      |     |     |      |  | \$ 56,545,539.27  | -----  | -----            | 55,130,409.40   | -----                           | 1,415,129.87      |

Footnotes at End of Chapter

Appropriations, Outlays, and Balances - Continued

| Appropriation or Fund Account<br><br>Title   | Account Symbol            |     |     |      | Balances,<br>Beginning of<br>Fiscal Year | Appropriations<br>and Other<br>Obligational<br>Authority <sup>1</sup> | Transfers<br>Borrowings<br>and<br>Investment<br>(Net) <sup>2</sup> | Outlays<br>(Net) | Balances<br>Withdrawn<br>and Other<br>Transactions <sup>3</sup> | Balances, End<br>of Fiscal Year |                  |
|--|---------------------------|-----|-----|------|--|---|--|------------------|---|---------------------------------|------------------|
|  | Period of<br>Availability | ATA | AID | MAIN |  |   |  |                  |   |                                 | SUB              |
|  | 2021                      |     |     |      | 144,583,963.80                           | -----   | -----  | 144,133,156.79   | -----   | 450,807.01                      |                  |
|  | 2020                      |     |     |      | 2,099,563.39                             | -----   | -----  | -----            | -----   | 2,099,563.39                    |                  |
|  | 2019                      |     |     |      | 15,384,533.67                            | -----   | -----  | -----            | -----   | 15,384,533.67                   |                  |
|  | 2018                      |     |     |      | 29,520,122.20                            | -----   | -29,520,122.20   | -----            | -----   | -----                           |                  |
|  | No Year                   |     |     |      | -----                                    | 658,959,819.83  | -----  | 658,959,819.83   | -----   | -----                           |                  |
|  | Subtotal                  |     | 036 | 1119 | 000                                      | 248,133,722.33  | 1,052,876,527.17   | -29,520,122.20   | 997,581,690.62  | -----                           | 273,908,436.68   |
| Native American Veteran Housing Loan Program Account, Veterans Benefits Administration, Veterans Affairs Fund Resources: |                           |     |     |      |  |   |  |                  |   |                                 |                  |
| Undisbursed Funds  | 2023                      |     | 036 | 1120 | 000                                      | -----   | 1,400,000.00   | -----            | 1,318,525.00  | -----                           | 81,475.00        |
|  | 2022                      |     |     |      | 80,716.92                                | -----   | -----  | -----            | -----   | 80,716.92                       |                  |
|  | 2020                      |     |     |      | 7,019.39                                 | -----   | -----  | -----            | -----   | 7,019.39                        |                  |
|  | 2018                      |     |     |      | 10,566.49                                | -----   | -10,566.49   | -----            | -----   | -----                           |                  |
|  | No Year                   |     |     |      | 2,255,984.11                             | 4,134,502.81  | -----  | 4,134,502.81     | -----   | 2,255,984.11                    |                  |
|  | Subtotal                  |     | 036 | 1120 | 000                                      | 2,354,286.91  | 5,534,502.81   | -10,566.49       | 5,453,027.81  | -----                           | 2,425,195.42     |
| Filipino Veterans Equity Compensation Fund, Benefits Programs, Veterans Affairs Fund Resources:                          |                           |     |     |      |  |   |  |                  |   |                                 |                  |
| Undisbursed Funds  | No Year                   |     | 036 | 1121 | 000                                      | 55,608,755.00   | -----  | -----            | -----   | -----                           | 55,608,755.00    |
| Cost of War Toxic Exposures Fund, Departmental Administration, Veterans Affairs Fund Resources:                          |                           |     |     |      |  |   |  |                  |   |                                 |                  |
| Undisbursed Funds  | 2023-2027                 |     | 036 | 1126 | 000                                      | -----   | 5,000,000,000.00   | -----            | 458,327,707.89  | -----                           | 4,541,672,292.11 |
|  | 2022-2024                 |     |     |      | 500,000,000.00                           | -----   | -----  | 270,751,865.39   | -----   | 229,248,134.61                  |                  |
|  | Subtotal                  |     | 036 | 1126 | 000                                      | 500,000,000.00  | 5,000,000,000.00   | -----            | 729,079,573.28  | -----                           | 4,770,920,426.72 |
| <b>Public Enterprise Funds</b>   |                           |     |     |      |  |   |  |                  |   |                                 |                  |
| Servicemen's Group Life Insurance Fund, Veterans Affairs Fund Resources:   |                           |     |     |      |  |   |  |                  |   |                                 |                  |
| Undisbursed Funds  | No Year                   |     | 036 | 4009 | 000                                      | 19,453.48   | -----  | -610,290,000.00  | -612,369,570.20   | -----                           | 2,099,023.68     |
| Investments in US Treasury Securities  |                           |     |     |      | 3,088,519,000.00                         | -----   | 610,290,000.00   | -----            | -----   | -----                           | 3,698,809,000.00 |
|  | Subtotal                  |     | 036 | 4009 | 000                                      | 3,088,538,453.48  | -----  | -----            | -612,369,570.20   | -----                           | 3,700,908,023.68 |
| Veterans Reopened Insurance Fund, Veterans Affairs Fund Resources:   |                           |     |     |      |  |   |  |                  |   |                                 |                  |
| Undisbursed Funds  | No Year                   |     | 036 | 4010 | 000                                      | 198,161.47  | -----  | 6,507,000.00     | 6,391,733.75  | -----                           | 313,427.72       |
| Investments in US Treasury Securities  |                           |     |     |      | 39,005,000.00                            | -----   | -6,507,000.00  | -----            | -----   | -----                           | 32,498,000.00    |
|  | Subtotal                  |     | 036 | 4010 | 000                                      | 39,203,161.47   | -----  | -----            | 6,391,733.75  | -----                           | 32,811,427.72    |
| Service-Disabled Veterans Insurance Fund, Veterans Affairs Fund Resources:   |                           |     |     |      |  |   |  |                  |   |                                 |                  |
| Undisbursed Funds  | No Year                   |     | 036 | 4012 | 000                                      | 108,146,781.15  | -----  | -----            | -27,178,380.84  | -----                           | 135,325,161.99   |

Footnotes at End of Chapter



## Appropriations, Outlays, and Balances - Continued

| Appropriation or Fund Account<br><br>Title   | Account Symbol            |     |     |      | Balances,<br>Beginning of<br>Fiscal Year | Appropriations<br>and Other<br>Obligational<br>Authority <sup>1</sup> | Transfers<br>Borrowings<br>and<br>Investment<br>(Net) <sup>2</sup> | Outlays<br>(Net) | Balances<br>Withdrawn<br>and Other<br>Transactions <sup>3</sup> | Balances, End<br>of Fiscal Year |                   |
|--|---------------------------|-----|-----|------|--|---|--|------------------|---|---------------------------------|-------------------|
|  | Period of<br>Availability | ATA | AID | MAIN |  |   |  |                  |   |                                 | SUB               |
| Veterans Housing Benefit Program Fund Liquidating Account, Veterans Affairs<br>Fund Resources:<br>Undisbursed Funds        | No Year                   |     | 036 | 4025 | 000                                      | 1,716,741.53  | -----  | -----            | -4,083,113.36   | <sup>6</sup> 3,973,851.28       | 1,826,003.61      |
| Veteran Affairs Life Insurance, Veterans Benefits Administration, Veterans Affairs<br>Fund Resources:<br>Undisbursed Funds | No Year                   |     | 036 | 4379 | 000                                      | -----   | -----  | -18,307,000.00   | -21,601,204.03  | -----                           | 3,294,204.03      |
| Investments in US Treasury Securities  |                           |     |     |      |  | -----   | -----  | 18,307,000.00    | -----   | -----                           | 18,307,000.00     |
| Subtotal   |                           |     | 036 | 4379 | 000                                      | - 0 -   | -----  | -----            | -21,601,204.03  | -----                           | 21,601,204.03     |
| <b>Trust Fund Accounts</b>   |                           |     |     |      |  |   |  |                  |   |                                 |                   |
| National Service Life Insurance Fund, Veterans Affairs<br>Fund Resources:<br>Undisbursed Funds                             | No Year                   |     | 036 | 8132 | 000                                      | 5,564,538.39  | 44,773,487.43  | 263,263,000.00   | 305,066,650.04  | -----                           | 8,534,375.78      |
| Investments in US Treasury Securities  |                           |     |     |      |  | 1,095,551,000.00  | -----  | -263,263,000.00  | -----   | -----                           | 832,288,000.00    |
| Subtotal   |                           |     | 036 | 8132 | 000                                      | 1,101,115,538.39  | 44,773,487.43  | -----            | 305,066,650.04  | -----                           | 840,822,375.78    |
| Post-Vietnam Era, Veterans Education Account, Veterans Affairs<br>Fund Resources:<br>Undisbursed Funds                     | No Year                   |     | 036 | 8133 | 000                                      | 53,757,312.35   | -----  | -----            | 2,219,790.31  | -----                           | 51,537,522.04     |
| United States Government Life Insurance Fund, Veterans Affairs<br>Fund Resources:<br>Undisbursed Funds                     | No Year                   |     | 036 | 8150 | 000                                      | 168,820.52  | 29,560.31  | 77,000.00        | 75,102.41   | -----                           | 200,278.42        |
| Investments in US Treasury Securities  |                           |     |     |      |  | 1,399,000.00  | -----  | -77,000.00       | -----   | -----                           | 1,322,000.00      |
| Subtotal   |                           |     | 036 | 8150 | 000                                      | 1,567,820.52  | 29,560.31  | -----            | 75,102.41   | -----                           | 1,522,278.42      |
| Veterans Special Life Insurance Fund, Trust Revolving Fund, Veterans Affairs<br>Fund Resources:<br>Undisbursed Funds       | No Year                   |     | 036 | 8455 | 000                                      | 1,470,459.30  | -----  | 110,660,000.00   | 107,234,217.66  | -----                           | 4,896,241.64      |
| Investments in US Treasury Securities  |                           |     |     |      |  | 915,507,000.00  | -----  | -110,660,000.00  | -----   | -----                           | 804,847,000.00    |
| Subtotal   |                           |     | 036 | 8455 | 000                                      | 916,977,459.30  | -----  | -----            | 107,234,217.66  | -----                           | 809,743,241.64    |
| Total, Benefits Programs   |                           |     |     |      |  | 33,117,646,602.31   | 167,136,932,564.07   | -29,530,688.69   | 165,241,532,642.50  | 4,056,718.38                    | 34,979,459,116.81 |
| <b>Departmental Administration</b>   |                           |     |     |      |  |   |  |                  |   |                                 |                   |
| <b>General Fund Accounts</b>   |                           |     |     |      |  |   |  |                  |   |                                 |                   |
| Construction, Major Projects, Departmental Administration, Veterans Affairs<br>Fund Resources:<br>Undisbursed Funds        | 2023-2027                 |     | 036 | 0110 | 000                                      | -----   | 731,722,000.00   | -----            | 456,433,744.73  | -----                           | 275,288,255.27    |
|  | 2022-2026                 |     |     |      |  | 789,518,334.31  | -61,000,000.00   | -----            | 419,316,329.23  | -----                           | 309,202,005.08    |
|  | 2021-2025                 |     |     |      |  | 388,843,327.29  | -----  | -----            | 126,788,234.54  | -----                           | 262,055,092.75    |
|  | 2020-2024                 |     |     |      |  | 422,744,712.64  | -3,000,000.00  | -----            | 86,869,638.65   | -----                           | 332,875,073.99    |
|  | 2018-2024                 |     |     |      |  | 94,191,178.26   | -----  | -----            | 9,635,251.25  | -----                           | 84,555,927.01     |
|  | 2019-2023                 |     |     |      |  | 223,283,492.98  | -12,000,000.00   | -----            | 61,039,105.77   | -----                           | 150,244,387.21    |

Footnotes at End of Chapter

Appropriations, Outlays, and Balances - Continued

| Appropriation or Fund Account<br><br>Title  | Account Symbol            |     |     |      | Balances,<br>Beginning of<br>Fiscal Year | Appropriations<br>and Other<br>Obligational<br>Authority <sup>1</sup> | Transfers<br>Borrowings<br>and<br>Investment<br>(Net) <sup>2</sup> | Outlays<br>(Net) | Balances<br>Withdrawn<br>and Other<br>Transactions <sup>3</sup> | Balances, End<br>of Fiscal Year |
|---|---------------------------|-----|-----|------|--|---|--|------------------|---|---------------------------------|
|   | Period of<br>Availability | ATA | AID | MAIN |  |   |  |                  |   |                                 |
|   | 2018-2023                 |     |     |      | 760,888.55                               | -----   | -----  | 736,104.59       | -----   | 24,783.96                       |
|   | 2018-2022                 |     |     |      | 55,351,927.74                            | -----   | -----  | 31,587,709.04    | -----   | 23,764,218.70                   |
|   | 2017-2022                 |     |     |      | 951,337.98                               | -----   | -----  | 158,064.73       | -----   | 793,273.25                      |
|   | 2017-2021                 |     |     |      | 110,223,160.07                           | -----   | -----  | 54,323,372.24    | -----   | 55,899,787.83                   |
|   | 2016-2020                 |     |     |      | 35,279,457.39                            | -----   | -----  | -3,043,173.03    | -----   | 38,322,630.42                   |
|   | 2015-2019                 |     |     |      | 1,297,018.28                             | -----   | -----  | 1,130,405.01     | -----   | 166,613.27                      |
|   | 2014-2018                 |     |     |      | 3,277,658.46                             | -----   | -----  | 3,277,658.46     | -----   | -----                           |
|   | No Year                   |     |     |      | 2,659,524,439.77                         | 716,168,000.00  | -----  | 616,887,431.22   | -----   | 2,758,805,008.55                |
|   | Subtotal                  |     | 036 | 0110 | 4,785,246,933.72                         | 1,371,890,000.00  | -----  | 1,865,139,876.43 | -----   | 4,291,997,057.29                |
| Construction, Minor Projects, Departmental Administration, Veterans<br>Affairs<br>Fund Resources:<br>Undisbursed Funds        | 2023-2027                 |     | 036 | 0111 | -----                                    | 563,499,000.00  | -----  | 1,805,900.85     | -----   | 561,693,099.15                  |
|   | 2022-2026                 |     |     |      | 474,416,551.38                           | -----   | -----  | 95,051,681.86    | -----   | 379,364,869.52                  |
|   | 2021-2025                 |     |     |      | 246,746,165.38                           | -----   | -----  | 111,780,608.83   | -----   | 134,965,556.55                  |
|   | 2020-2024                 |     |     |      | 199,512,236.75                           | -----   | -----  | 75,178,636.64    | -----   | 124,333,600.11                  |
|   | 2019-2023                 |     |     |      | 143,215,894.83                           | -----   | -----  | 47,902,186.67    | -----   | 95,313,708.16                   |
|   | 2018-2022                 |     |     |      | 54,515,822.72                            | -----   | -----  | 23,332,139.04    | -----   | 31,183,683.68                   |
|   | 2017-2021                 |     |     |      | 37,306,235.67                            | -----   | -----  | 13,744,297.28    | -----   | 23,561,938.39                   |
|   | 2016-2020                 |     |     |      | 53,072,366.85                            | -----   | -----  | 13,954,946.19    | -----   | 39,117,420.66                   |
|   | 2015-2019                 |     |     |      | 20,616,392.25                            | -----   | -----  | 6,040,198.52     | -----   | 14,576,193.73                   |
|   | 2014-2018                 |     |     |      | 11,787,470.19                            | -----   | -----  | 4,456,707.80     | 7,330,762.39  | -----                           |
|   | No Year                   |     |     |      | 919,656,675.54                           | 62,611,000.00   | -----  | 91,333,453.98    | -----   | 890,934,221.56                  |
|   | Subtotal                  |     | 036 | 0111 | 2,160,845,811.56                         | 626,110,000.00  | -----  | 484,580,757.66   | 7,330,762.39  | 2,295,044,291.51                |
| National Cemetery Administration, Veterans Health Administration,<br>Veterans Affairs<br>Fund Resources:<br>Undisbursed Funds | 2023-2024                 |     | 036 | 0129 | -----                                    | 8,000,000.00  | -----  | -----            | -----   | 8,000,000.00                    |
|   | 2023                      |     |     |      | -----                                    | 422,000,000.00  | -----  | 309,955,663.79   | -----   | 112,044,336.21                  |
|   | 2022-2023                 |     |     |      | 2,000,000.00                             | -----   | 15,800,000.00  | 17,800,000.00    | -----   | -----                           |
|   | 2022                      |     |     |      | 96,814,797.58                            | -----   | -15,800,000.00   | 63,415,078.71    | -----   | 17,599,718.87                   |
|   | 2021                      |     |     |      | 13,381,000.34                            | -----   | -----  | 6,720,434.50     | -----   | 6,660,565.84                    |
|   | 2020-2021                 |     |     |      | 2,465,174.67                             | -----   | -----  | 1,224,742.20     | -----   | 1,240,432.47                    |
|   | 2020                      |     |     |      | 4,909,195.32                             | -----   | -----  | 57,174.76        | -----   | 4,852,020.56                    |
|   | 2019                      |     |     |      | 1,929,041.17                             | -----   | -----  | 168,837.59       | -----   | 1,760,203.58                    |
|   | 2018-2019                 |     |     |      | 193.49                                   | -----   | -----  | -----            | -----   | 193.49                          |
|   | 2018                      |     |     |      | 1,696,490.62                             | -----   | -1,662,904.59  | 33,286.03        | 300.00  | -----                           |
|   | No Year                   |     |     |      | 46,284.62                                | -----   | -----  | 4,063.63         | -----   | 42,220.99                       |
|   | Subtotal                  |     | 036 | 0129 | 123,242,177.81                           | 430,000,000.00  | -1,662,904.59  | 399,379,281.21   | 300.00  | 152,199,692.01                  |

Footnotes at End of Chapter

## Appropriations, Outlays, and Balances - Continued

| Appropriation or Fund Account<br><br>Title   | Account Symbol            |     |     |      | Balances,<br>Beginning of<br>Fiscal Year | Appropriations<br>and Other<br>Obligational<br>Authority <sup>1</sup> | Transfers<br>Borrowings<br>and<br>Investment<br>(Net) <sup>2</sup> | Outlays<br>(Net) | Balances<br>Withdrawn<br>and Other<br>Transactions <sup>3</sup> | Balances, End<br>of Fiscal Year |                  |
|--|---------------------------|-----|-----|------|--|---|--|------------------|---|---------------------------------|------------------|
|  | Period of<br>Availability | ATA | AID | MAIN |  |   |  |                  |   |                                 | SUB              |
| General Administration, Departmental Administration, Veterans Affairs<br>Fund Resources:             |                           |     |     |      |  |   |  |                  |   |                                 |                  |
| Undisbursed Funds  | 2023-2027                 |     | 036 | 0142 | 000                                      | -----   | -----  | -----            | -12,100,000.00  | -----                           | 12,100,000.00    |
|  | 2023-2024                 |     |     |      |  | -----   | 10,000,000.00  | -----            | -11,145,427.10  | -----                           | 21,145,427.10    |
|  | 2023                      |     |     |      |  | -----   | 423,000,000.00   | -----            | 299,114,933.14  | -----                           | 123,885,066.86   |
|  | 2022-2023                 |     |     |      |  | 5,370,000.00  | -----  | 6,600,000.00     | 11,480,216.72   | -----                           | 489,783.28       |
|  | 2022                      |     |     |      |  | 169,238,818.57  | -----  | -6,600,000.00    | 148,405,015.87  | -----                           | 14,233,802.70    |
|  | 2021-2022                 |     |     |      |  | 271.50  | -----  | -----            | -----   | -----                           | 271.50           |
|  | 2021                      |     |     |      |  | 32,895,951.28   | -----  | -----            | 11,566,278.39   | -----                           | 21,329,672.89    |
|  | 2020-2021                 |     |     |      |  | 59,639.15   | -----  | -----            | 25,247.44   | -----                           | 34,391.71        |
|  | 2020                      |     |     |      |  | 14,478,572.78   | -----  | -----            | 538,307.52  | -----                           | 13,940,265.26    |
|  | 2019-2020                 |     |     |      |  | 101,863.89  | -----  | -----            | -----   | -----                           | 101,863.89       |
|  | 2019                      |     |     |      |  | 13,658,293.55   | -----  | -----            | 105,896.77  | -----                           | 13,552,396.78    |
|  | 2018-2019                 |     |     |      |  | 84,626.98   | -----  | -----            | -----   | -----                           | 84,626.98        |
|  | 2018                      |     |     |      |  | 14,894,086.31   | -----  | -11,024,845.94   | 3,869,240.37  | -----                           | -----            |
|  | 2017-2018                 |     |     |      |  | 1,815.11  | -----  | -1,815.11        | -----   | -----                           | -----            |
|  | No Year                   |     |     |      |  | 19,322,644.49   | -----  | -----            | -735,794.83   | -----                           | 20,058,439.32    |
|  | Subtotal                  |     | 036 | 0142 | 000                                      | 270,106,583.61  | 433,000,000.00   | -11,026,661.05   | 451,123,914.29  | -----                           | 240,956,008.27   |
| General Operating Expenses, Veterans Benefits Administration, Veterans<br>Affairs<br>Fund Resources: |                           |     |     |      |  |   |  |                  |   |                                 |                  |
| Undisbursed Funds  | 2023-2024                 |     | 036 | 0151 | 000                                      | -----   | 80,500,000.00  | -----            | -----   | -----                           | 80,500,000.00    |
|  | 2023                      |     |     |      |  | -----   | 3,802,000,000.00   | -----            | 2,315,452,864.21  | -----                           | 1,486,547,135.79 |
|  | 2022-2023                 |     |     |      |  | -----   | -----  | 56,000,000.00    | 56,000,000.00   | -----                           | -----            |
|  | 2021-2023                 |     |     |      |  | 141,404,591.61  | -----  | -----            | 58,728,382.82   | -----                           | 82,676,208.79    |
|  | 2022                      |     |     |      |  | 1,452,610,392.59  | -----  | -56,000,000.00   | 788,986,961.85  | -----                           | 607,623,430.74   |
|  | 2021-2022                 |     |     |      |  | 8,232,088.91  | -----  | -----            | 8,007,677.31  | -----                           | 224,411.60       |
|  | 2021                      |     |     |      |  | 364,301,419.48  | -----  | -----            | 230,348,034.01  | -----                           | 133,953,385.47   |
|  | 2020-2021                 |     |     |      |  | 78,506,741.17   | -----  | -----            | 37,777,226.55   | -----                           | 40,729,514.62    |
|  | 2020                      |     |     |      |  | 286,353,569.46  | -----  | -----            | 102,484,565.25  | -----                           | 183,869,004.21   |
|  | 2019                      |     |     |      |  | 60,146,604.28   | -----  | -----            | 715,756.23  | -----                           | 59,430,848.05    |
|  | 2018                      |     |     |      |  | 40,946,545.84   | -----  | -33,416,791.17   | 7,529,754.67  | -----                           | -----            |
|  | No Year                   |     |     |      |  | 51,787.50   | -----  | -----            | -----   | -----                           | 51,787.50        |
|  | Subtotal                  |     | 036 | 0151 | 000                                      | 2,432,553,740.84  | 3,882,500,000.00   | -33,416,791.17   | 3,606,031,222.90  | -----                           | 2,675,605,726.77 |
| Information Technology Systems, Departmental Administration, Veterans<br>Affairs<br>Fund Resources:  |                           |     |     |      |  |   |  |                  |   |                                 |                  |
| Undisbursed Funds  | 2021-2025                 |     | 036 | 0167 | 000                                      | 5,895,000.00  | -----  | -----            | 3,733,116.80  | -----                           | 2,161,883.20     |
|  | 2023-2024                 |     |     |      |  | -----   | 394,202,800.00   | -----            | 79,693,929.83   | -----                           | 314,508,870.17   |
|  | 2023                      |     |     |      |  | -----   | 5,379,712,200.00   | -----            | 3,160,915,150.00  | -----                           | 2,218,797,050.00 |

Footnotes at End of Chapter

Appropriations, Outlays, and Balances - Continued

| Appropriation or Fund Account<br><br>Title   | Account Symbol            |     |     |      | Balances,<br>Beginning of<br>Fiscal Year | Appropriations<br>and Other<br>Obligational<br>Authority <sup>1</sup> | Transfers<br>Borrowings<br>and<br>Investment<br>(Net) <sup>2</sup> | Outlays<br>(Net) | Balances<br>Withdrawn<br>and Other<br>Transactions <sup>3</sup> | Balances, End<br>of Fiscal Year |                  |
|--|---------------------------|-----|-----|------|--|---|--|------------------|---|---------------------------------|------------------|
|  | Period of<br>Availability | ATA | AID | MAIN |  |   |  |                  |   |                                 | SUB              |
|  | 2022-2023                 |     |     |      | 318,573,209.39                           | -----   | -----  | 270,313,416.22   | -----   | 48,259,793.17                   |                  |
|  | 2022                      |     |     |      | 1,579,223,708.14                         | -----   | -----  | 1,385,042,345.48 | -----   | 194,181,362.66                  |                  |
|  | 2021-2022                 |     |     |      | 42,526,617.33                            | -----   | -----  | 32,374,643.18    | -----   | 10,151,974.15                   |                  |
|  | 2021                      |     |     |      | 306,734,253.98                           | -----   | -----  | 181,724,461.51   | -----   | 125,009,792.47                  |                  |
|  | 2020-2021                 |     |     |      | 80,960,000.90                            | -----   | -----  | 50,497,431.23    | -----   | 30,462,569.67                   |                  |
|  | 2020                      |     |     |      | 51,509,322.14                            | -----   | -----  | 10,010,243.04    | -----   | 41,499,079.10                   |                  |
|  | 2019-2020                 |     |     |      | 2,532,788.85                             | -----   | -----  | -134.91          | -----   | 2,532,923.76                    |                  |
|  | 2019                      |     |     |      | 31,952,188.99                            | -----   | -----  | 1,178,862.82     | -----   | 30,773,326.17                   |                  |
|  | 2018-2019                 |     |     |      | 9,688,873.33                             | -----   | -----  | -49,916.67       | -----   | 9,738,790.00                    |                  |
|  | 2018                      |     |     |      | 50,203,783.48                            | -----   | -47,641,012.42   | 2,562,382.06     | 389.00  | -----                           |                  |
|  | 2017-2018                 |     |     |      | 15,073,303.48                            | -----   | -15,009,837.78   | 63,465.70        | -----   | -----                           |                  |
|  | No Year                   |     |     |      | 419,041,086.56                           | -----   | -----  | 216,257,191.87   | -----   | 202,783,894.69                  |                  |
|  | Subtotal                  |     | 036 | 0167 | 000                                      | 2,913,914,136.57  | 5,773,915,000.00   | -62,650,850.20   | 5,394,316,588.16  | 389.00                          | 3,230,861,309.21 |
| Office of Inspector General, Departmental Administration, Veterans Affairs<br>Fund Resources:                                  |                           |     |     |      |  |   |  |                  |   |                                 |                  |
| Undisbursed Funds  | 2023-2024                 |     | 036 | 0170 | 000                                      | -----   | 11,000,000.00  | -----            | -----   | -----                           | 11,000,000.00    |
|  | 2023                      |     |     |      |  | -----   | 262,000,000.00   | -----            | 229,165,435.07  | -----                           | 32,834,564.93    |
|  | 2022-2023                 |     |     |      | 5,300,000.00                             | -----   | 4,400,000.00   | 7,031,023.03     | -----   | 2,668,976.97                    |                  |
|  | 2022                      |     |     |      | 25,911,143.32                            | -----   | -4,400,000.00  | 17,654,966.48    | -----   | 3,856,176.84                    |                  |
|  | 2021-2022                 |     |     |      | 440,576.92                               | -----   | -----  | 183,727.46       | -----   | 256,849.46                      |                  |
|  | 2020-2022                 |     |     |      | 22,628.17                                | -----   | -----  | -----            | -----   | 22,628.17                       |                  |
|  | 2021                      |     |     |      | 3,550,362.04                             | -----   | -----  | 1,445,305.40     | -----   | 2,105,056.64                    |                  |
|  | 2020-2021                 |     |     |      | 1,225,955.12                             | -----   | -----  | 749,208.84       | -----   | 476,746.28                      |                  |
|  | 2020                      |     |     |      | 1,183,925.64                             | -----   | -----  | 11,451.27        | -----   | 1,172,474.37                    |                  |
|  | 2019-2020                 |     |     |      | 670,758.86                               | -----   | -----  | -----            | -----   | 670,758.86                      |                  |
|  | 2019                      |     |     |      | 728,810.73                               | -----   | -----  | 19,503.39        | -----   | 709,307.34                      |                  |
|  | 2018-2019                 |     |     |      | 24,678.34                                | -----   | -----  | -----            | -----   | 24,678.34                       |                  |
|  | 2018                      |     |     |      | 533,249.42                               | -----   | -302,285.72  | 230,963.70       | -----   | -----                           |                  |
|  | 2017-2018                 |     |     |      | 949,786.83                               | -----   | -949,786.83  | -----            | -----   | -----                           |                  |
|  | No Year                   |     |     |      | 3,633,134.47                             | -----   | -810.47  | 2,913,598.87     | -----   | 718,725.13                      |                  |
|  | Subtotal                  |     | 036 | 0170 | 000                                      | 44,175,009.86   | 273,000,000.00   | -1,252,883.02    | 259,405,183.51  | -----                           | 56,516,943.33    |
| Grants for Construction of State Extended Care Facilities,<br>Departmental Administration, Veterans Affairs<br>Fund Resources: |                           |     |     |      |  |   |  |                  |   |                                 |                  |
| Undisbursed Funds  | 2020-2021                 |     | 036 | 0181 | 000                                      | 102,780,121.39  | -----  | -13,629,574.66   | -----   | 116,409,696.05                  |                  |
|  | No Year                   |     |     |      | 967,488,460.44                           | 150,000,000.00  | -----  | 247,114,339.03   | -----   | 870,374,121.41                  |                  |
|  | Subtotal                  |     | 036 | 0181 | 000                                      | 1,070,268,581.83  | 150,000,000.00   | -----            | 233,484,764.37  | -----                           | 986,783,817.46   |

Footnotes at End of Chapter

## Appropriations, Outlays, and Balances - Continued

| Appropriation or Fund Account<br><br>Title  | Account Symbol            |     |     |      | Balances,<br>Beginning of<br>Fiscal Year | Appropriations<br>and Other<br>Obligational<br>Authority <sup>1</sup> | Transfers<br>Borrowings<br>and<br>Investment<br>(Net) <sup>2</sup> | Outlays<br>(Net) | Balances<br>Withdrawn<br>and Other<br>Transactions <sup>3</sup> | Balances, End<br>of Fiscal Year |                         |
|---|---------------------------|-----|-----|------|--|---|--|------------------|---|---------------------------------|-------------------------|
|   | Period of<br>Availability | ATA | AID | MAIN |  |   |  |                  |   |                                 | SUB                     |
| Grants for Construction of State Veterans Cemeteries, Departmental Administration, Veterans Affairs<br>Fund Resources:<br>Undisbursed Funds | No Year                   |     | 036 | 0183 | 000                                      | 115,901,354.67  | 50,000,000.00  | -----            | 52,772,940.53   | -----                           | 113,128,414.14          |
| Board of Veterans Appeals, Departmental Administration, Veterans Affairs<br>Fund Resources:<br>Undisbursed Funds                            | 2023-2024                 |     | 036 | 1122 | 000                                      | -----   | 28,500,000.00  | -----            | -----   | -----                           | 28,500,000.00           |
|   | 2023                      |     |     |      |  | -----   | 237,000,000.00   | -----            | 208,948,606.52  | -----                           | 28,051,393.48           |
|   | 2022-2023                 |     |     |      |  | 15,000,000.00   | -----  | -----            | 15,000,000.00   | -----                           | -----                   |
|   | 2021-2023                 |     |     |      |  | 5,091,764.29  | -----  | -----            | 3,314,468.91  | -----                           | 1,777,295.38            |
|   | 2022                      |     |     |      |  | 11,540,984.89   | -----  | -----            | 4,706,299.15  | -----                           | 6,834,685.74            |
|   | 2021                      |     |     |      |  | 777,962.57  | -----  | -----            | 187,099.46  | -----                           | 590,863.11              |
|   | 2020-2021                 |     |     |      |  | 25,616.34   | -----  | -----            | -----   | -----                           | 25,616.34               |
|   | 2020                      |     |     |      |  | 131,788.49  | -----  | -----            | 181,356.81  | -----                           | <sup>7</sup> -49,568.32 |
|   | 2019                      |     |     |      |  | 450,875.55  | -----  | -----            | 172,824.52  | -----                           | 278,051.03              |
|   | 2018                      |     |     |      |  | 2,963,898.45  | -----  | -2,806,073.55    | 157,824.90  | -----                           | -----                   |
|   | Subtotal                  |     | 036 | 1122 | 000                                      | 35,982,890.58   | 265,500,000.00   | -2,806,073.55    | 232,668,480.27  | -----                           | 66,008,336.76           |
| Veterans Electronic Health Record, Departmental Administration, Veterans Affairs<br>Fund Resources:<br>Undisbursed Funds                    | 2023-2025                 |     | 036 | 1123 | 000                                      | -----   | 1,759,000,000.00   | -----            | 390,384,136.67  | -----                           | 1,368,615,863.33        |
|   | 2022-2024                 |     |     |      |  | 2,128,330,497.06  | -150,000,000.00  | -----            | 1,100,559,405.34  | -----                           | 877,771,091.72          |
|   | 2021-2023                 |     |     |      |  | 1,022,024,030.92  | -----  | -----            | 543,266,699.62  | -----                           | 478,757,331.30          |
|   | 2020-2022                 |     |     |      |  | 288,606,467.26  | -----  | -----            | 126,813,559.01  | -----                           | 161,792,908.25          |
|   | 2019-2021                 |     |     |      |  | 118,258,797.78  | -----  | -----            | 56,788,483.91   | -----                           | 61,470,313.87           |
|   | 2018-2020                 |     |     |      |  | 37,371,276.91   | -----  | -----            | 10,780,359.49   | -----                           | 26,590,917.42           |
|   | Subtotal                  |     | 036 | 1123 | 000                                      | 3,594,591,069.93  | 1,609,000,000.00   | -----            | 2,228,592,644.04  | -----                           | 2,974,998,425.89        |
| Recurring Expenses Transformational Fund, Departmental Administration, Veterans Affairs<br>Fund Resources:<br>Undisbursed Funds             | No Year                   |     | 036 | 1124 | 000                                      | 1,059,779,435.27  | -90,874,000.00   | 676,132,613.68   | 589,713,346.04  | -----                           | 1,055,324,702.91        |
| Asset and Infrastructure Review, Departmental Administration, Veterans Affairs<br>Fund Resources:<br>Undisbursed Funds                      | 2022-2023                 |     | 036 | 1130 | 000                                      | 5,000,000.00  | -5,000,000.00  | -----            | -----   | -----                           | -----                   |
| <b>Special Fund Accounts</b>  |                           |     |     |      |  |   |  |                  |   |                                 |                         |
| National Cemetery Administration Facilities Operation Fund, Veterans Affairs<br>Fund Resources:<br>Undisbursed Funds                        | No Year                   |     | 036 | 5392 | 000                                      | 777,872.49  | 265,141.33   | -----            | -30,805.40  | -----                           | 1,073,819.22            |
| <b>Public Enterprise Funds</b>  |                           |     |     |      |  |   |  |                  |   |                                 |                         |

Footnotes at End of Chapter

Appropriations, Outlays, and Balances - Continued

| Appropriation or Fund Account<br><br>Title  | Account Symbol            |     |     |      | Balances,<br>Beginning of<br>Fiscal Year | Appropriations<br>and Other<br>Obligational<br>Authority <sup>1</sup> | Transfers<br>Borrowings<br>and<br>Investment<br>(Net) <sup>2</sup> | Outlays<br>(Net) | Balances<br>Withdrawn<br>and Other<br>Transactions <sup>3</sup> | Balances, End<br>of Fiscal Year |                   |
|---|---------------------------|-----|-----|------|--|---|--|------------------|---|---------------------------------|-------------------|
|   | Period of<br>Availability | ATA | AID | MAIN |  |   |  |                  |   |                                 | SUB               |
| Pershing Hall Revolving Fund, Veterans Affairs<br>Fund Resources:<br>Undisbursed Funds  | No Year                   |     | 036 | 4018 | 000                                      | 3,694,559.58  | -----  | -----            | 90,631.19   | -----                           | 3,603,928.39      |
| <b>Intragovernmental Funds</b>  |                           |     |     |      |  |   |  |                  |   |                                 |                   |
| Supply Fund, Veterans Affairs<br>Fund Resources:<br>Undisbursed Funds   | No Year                   |     | 036 | 4537 | 000                                      | 386,336,123.03  | -----  | -----            | 126,560,347.24  | -----                           | 259,775,775.79    |
| Franchise Fund, Veterans Affairs<br>Fund Resources:<br>Undisbursed Funds  | No Year                   |     | 036 | 4539 | 000                                      | 520,352,691.02  | -----  | -----            | -114,759,477.90   | -----                           | 635,112,168.92    |
| <b>Trust Fund Accounts</b>  |                           |     |     |      |  |   |  |                  |   |                                 |                   |
| Department of Veterans Affairs Cemetery Gift Fund, Veterans Affairs<br>Fund Resources:<br>Undisbursed Funds   | No Year                   |     | 036 | 8129 | 000                                      | 1,595,020.94  | 408,899.81   | -----            | 223,806.29  | -----                           | 1,780,114.46      |
| Total, Departmental Administration  |                           |     |     |      |  | 19,524,363,993.31   | 14,769,715,041.14  | 563,316,450.10   | 15,809,293,500.83   | 7,331,451.39                    | 19,040,770,532.33 |
| <b>Deductions for Offsetting Receipts</b>   |                           |     |     |      |  |   |  |                  |   |                                 |                   |
| Proprietary Receipts from the Public  |                           |     |     |      |  | -----   | -4,305,845,624.88  | -----            | -4,875,902,027.66   | -----                           | -----             |
| Intrabudgetary Receipts Deducted by Agency  |                           |     |     |      |  | -----   | -9,789,559.75  | -----            | -9,789,559.75   | -----                           | -----             |
| Total, Offsetting Receipts  |                           |     |     |      |  | -----   | -4,315,635,184.63  | -----            | -4,885,691,587.41   | -----                           | -----             |
| Total, Department of Veterans Affairs   |                           |     |     |      |  | 83,149,787,213.57   | 303,478,092,919.95   | -810.47          | 301,025,932,862.71  | 11,388,169.77                   | 85,020,501,887.79 |
| <b>Memorandum</b>   |                           |     |     |      |  |   |  |                  |   |                                 |                   |
| <b>Financing Accounts</b>   |                           |     |     |      |  |   |  |                  |   |                                 |                   |
| <b>Public Enterprise Funds</b>  |                           |     |     |      |  |   |  |                  |   |                                 |                   |
| Vocational Rehabilitation Direct Loan Financing Account, Veterans<br>Affairs<br>Fund Resources:<br>Undisbursed Funds  | No Year                   |     | 036 | 4112 | 000                                      | 401,875.19  | -----  | -300,000.00      | -55,092.91  | -----                           | 156,968.10        |
| Authority to Borrow from the Treasury   |                           |     |     |      |  | -----   | 550,000.00   | -550,000.00      | -----   | -----                           | -----             |
| Subtotal  |                           |     | 036 | 4112 | 000                                      | 401,875.19  | 550,000.00   | -850,000.00      | -55,092.91  | -----                           | 156,968.10        |
| Veterans Housing Benefit Program Fund, Loan Sale Securities,<br>Guaranteed Loan Financing Account, Veterans Affairs<br>Fund Resources:<br>Undisbursed Funds | No Year                   |     | 036 | 4124 | 000                                      | 15,381,296.02   | -----  | -----            | -1,240,360.04   | -----                           | 16,621,656.06     |
| Veterans Housing Benefit Program Fund Direct Loan Financing Account,<br>Veterans Affairs<br>Fund Resources:<br>Undisbursed Funds                            | No Year                   |     | 036 | 4127 | 000                                      | 117,715,907.80  | -----  | 9,107,462.75     | -10,524,522.40  | -----                           | 137,347,892.95    |
| Authority to Borrow from the Treasury   |                           |     |     |      |  | -----   | 96,921,491.17  | -96,921,491.17   | -----   | -----                           | -----             |
| Subtotal  |                           |     | 036 | 4127 | 000                                      | 117,715,907.80  | 96,921,491.17  | -87,814,028.42   | -10,524,522.40  | -----                           | 137,347,892.95    |

Footnotes at End of Chapter

## Appropriations, Outlays, and Balances - Continued

| Appropriation or Fund Account   | Account Symbol            |     |     |      | Balances,<br>Beginning of<br>Fiscal Year | Appropriations<br>and Other<br>Obligational<br>Authority <sup>1</sup> | Transfers<br>Borrowings<br>and<br>Investment<br>(Net) <sup>2</sup> | Outlays<br>(Net) | Balances<br>Withdrawn<br>and Other<br>Transactions <sup>3</sup> | Balances, End<br>of Fiscal Year |                   |
|---|---------------------------|-----|-----|------|--|---|--|------------------|---|---------------------------------|-------------------|
| Title   | Period of<br>Availability | ATA | AID | MAIN |  |   |  |                  |   |                                 | SUB               |
| Veterans Housing Benefit Program Fund Guaranteed Loan Financing Account, Veterans Affairs<br>Fund Resources:<br>Undisbursed Funds                       | No Year                   |     | 036 | 4129 | 000                                      | 11,034,159,340.66   | -----  | -----            | -187,657,728.54   | -----                           | 11,221,817,069.20 |
| Native American Veteran Housing Direct Loan Financing Account, Veterans Affairs<br>Fund Resources:<br>Undisbursed Funds                                 | No Year                   |     | 036 | 4130 | 000                                      | 17,835,922.53   | -----  | -549,866.89      | 999,180.35  | -----                           | 16,286,875.29     |
| Authority to Borrow from the Treasury   |                           |     |     |      |  | -----   | 12,818,500.00  | -12,818,500.00   | -----   | -----                           | -----             |
| Subtotal  |                           |     | 036 | 4130 | 000                                      | 17,835,922.53   | 12,818,500.00  | -13,368,366.89   | 999,180.35  | -----                           | 16,286,875.29     |
| Guaranteed Transitional Housing Loans for Homeless Veterans Guaranteed Loan Financing Account, Veterans Affairs<br>Fund Resources:<br>Undisbursed Funds | No Year                   |     | 036 | 4258 | 000                                      | 4,223,952.06  | -----  | -96,683.79       | 4,556.55  | -----                           | 4,122,711.72      |
| Total, Financing Accounts   |                           |     |     |      |  | 11,189,718,294.26   | 110,289,991.17   | -102,129,079.10  | -198,473,966.99   | -----                           | 11,396,353,173.32 |

Footnotes at End of Chapter

---

**Footnotes**

---

- 1 The amounts in this column, unless otherwise footnoted, represent appropriations, increases and rescissions in borrowing authority or new contract authority. Appropriation accounts with appropriation transfer activity are presented in Table 1 (Appropriations and Appropriation Transfers) at the end of this chapter.
- 2 The amounts in this column, unless otherwise footnoted, represent transfers - other than appropriation transfers, borrowings (gross), investments (net), unrealized discounts or funds held outside the Treasury.
- 3 The amounts in this column, unless otherwise footnoted, represent obligated balances canceled for fiscal year 2018 pursuant to 31 U.S.C. 1553 and adjustments to borrowing and contract authority.
- 4 Includes \$82,867.10 which represents capital transfer to miscellaneous receipts.
- 5 The opening balance(s) of the following account(s) have been adjusted during the current fiscal year and do not agree with last year's closing balance(s):

Account Symbol:(ATA, AID, POA, MAIN, SUB)  
 036        2022 1119 000 - Undi sbursed Funds

Adjustment  
 \$1,167,675.21

- 6 Represents capital transfer to miscellaneous receipts.
- 7 Subject to disposition by the administrative agency.



## Appropriations, Outlays, and Balances - Continued

### Footnotes

Table 1 - Appropriations and Appropriation Transfers - Department of Veterans Affairs

| AID | ATA | Period of Availability | MAIN | Net Appropriations and Appropriation Transfers | Appropriation Amount | Net Appropriation Transfers | AID Involved | ATA Involved | Period of Availability Involved | MAIN Involved | Amount From or To (-) |
|-----|-----|------------------------|------|--|----------------------|-----------------------------|--------------|--------------|---------------------------------|---------------|-----------------------|
| 036 |     | 23                     | 0129 | 422,000,000.00                                 | 430,000,000.00       | -8,000,000.00               | 036          |              | 2324                            | 0129          | -8,000,000.00         |
| 036 |     | 2324                   | 0129 | 8,000,000.00                                   | 0.00                 | 8,000,000.00                | 036          |              | 23                              | 0129          | 8,000,000.00          |
| 036 |     | X                      | 0140 | 857,189,441.75                                 | 0.00                 | 857,189,441.75              | 036          |              | X                               | 5287          | 857,189,441.75        |
| 036 |     | 23                     | 0140 | 27,889,159,000.00                              | 26,456,659,000.00    | 1,432,500,000.00            | 036          |              | 23                              | 0152          | 1,500,000,000.00      |
|     |     |                        |      |  |                      |                             | 036          |              | 23                              | 0169          | -66,150,000.00        |
|     |     |                        |      |  |                      |                             | 036          |              | 2324                            | 0169          | -1,350,000.00         |
| 036 |     | 23                     | 0142 | 423,000,000.00                                 | 433,000,000.00       | -10,000,000.00              | 036          |              | 2324                            | 0142          | -10,000,000.00        |
| 036 |     | 2324                   | 0142 | 10,000,000.00                                  | 0.00                 | 10,000,000.00               | 036          |              | 23                              | 0142          | 10,000,000.00         |
| 036 |     | 23                     | 0151 | 3,802,000,000.00                               | 3,863,000,000.00     | -61,000,000.00              | 036          |              | 2324                            | 0151          | -80,500,000.00        |
|     |     |                        |      |  |                      |                             | 036          |              | 23                              | 1122          | 19,500,000.00         |
| 036 |     | 2324                   | 0151 | 80,500,000.00                                  | 0.00                 | 80,500,000.00               | 036          |              | 23                              | 0151          | 80,500,000.00         |
| 036 |     | 23                     | 0152 | 9,341,265,000.00                               | 10,873,409,000.00    | -1,532,144,000.00           | 036          |              | 23                              | 0140          | -1,500,000,000.00     |
|     |     |                        |      |  |                      |                             | 036          |              | 23                              | 0169          | -31,501,120.00        |
|     |     |                        |      |  |                      |                             | 036          |              | 2324                            | 0169          | -642,880.00           |
| 036 |     | X                      | 0160 | 3,258,336,176.85                               | 0.00                 | 3,258,336,176.85            | 036          |              | X                               | 5287          | 3,258,336,176.85      |
| 036 |     | 23                     | 0160 | 68,836,111,000.00                              | 69,084,116,000.00    | -248,005,000.00             | 036          |              | X                               | 0165          | -15,000,000.00        |
|     |     |                        |      |  |                      |                             | 036          |              | 23                              | 0169          | -228,344,900.00       |
|     |     |                        |      |  |                      |                             | 036          |              | 2324                            | 0169          | -4,660,100.00         |
| 036 |     | 23                     | 0162 | 8,141,101,000.00                               | 8,283,816,000.00     | -142,715,000.00             | 036          |              | 23                              | 0169          | -139,860,700.00       |
|     |     |                        |      |  |                      |                             | 036          |              | 2324                            | 0169          | -2,854,300.00         |
| 036 |     | X                      | 0165 | 15,000,000.00                                  | 0.00                 | 15,000,000.00               | 036          |              | 23                              | 0160          | 15,000,000.00         |
| 036 |     | 23                     | 0167 | 5,379,712,200.00                               | 5,639,908,000.00     | -260,195,800.00             | 036          |              | 2324                            | 0167          | -252,110,800.00       |
|     |     |                        |      |  |                      |                             | 036          |              | 23                              | 0169          | -7,923,300.00         |
|     |     |                        |      |  |                      |                             | 036          |              | 2324                            | 0169          | -161,700.00           |
| 036 |     | 2324                   | 0167 | 394,202,800.00                                 | 142,092,000.00       | 252,110,800.00              | 036          |              | 23                              | 0167          | 252,110,800.00        |
| 036 |     | X                      | 0169 | 16,085,914.41                                  | 0.00                 | 16,085,914.41               | 036          |              | X                               | 5287          | 16,085,914.41         |
| 036 |     | 23                     | 0169 | 638,420,020.00                                 | 0.00                 | 638,420,020.00              | 036          |              | 23                              | 0140          | 66,150,000.00         |
|     |     |                        |      |  |                      |                             | 036          |              | 23                              | 0152          | 31,501,120.00         |
|     |     |                        |      |  |                      |                             | 036          |              | 23                              | 0160          | 228,344,900.00        |
|     |     |                        |      |  |                      |                             | 036          |              | 23                              | 0162          | 139,860,700.00        |
|     |     |                        |      |  |                      |                             | 036          |              | 23                              | 0167          | 7,923,300.00          |
|     |     |                        |      |  |                      |                             | 097          |              | 23                              | 0130          | 164,640,000.00        |

**Appropriations, Outlays, and Balances - Continued**

**Footnotes**

**Table 1 - Appropriations and Appropriation Transfers - Department of Veterans Affairs**

| AID          | ATA | Period of Availability | MAIN | Net Appropriations and Appropriation Transfers | Appropriation Amount      | Net Appropriation Transfers | AID Involved | ATA Involved | Period of Availability Involved | MAIN Involved | Amount From or To (-) |
|--------------|-----|------------------------|------|--|---------------------------|-----------------------------|--------------|--------------|---------------------------------|---------------|-----------------------|
| 036          |     | 2324                   | 0169 | 13,028,980.00                                  | 0.00                      | 13,028,980.00               | 036          |              | 23                              | 0140          | 1,350,000.00          |
|              |     |                        |      |  |                           |                             | 036          |              | 23                              | 0152          | 642,880.00            |
|              |     |                        |      |  |                           |                             | 036          |              | 23                              | 0160          | 4,660,100.00          |
|              |     |                        |      |  |                           |                             | 036          |              | 23                              | 0162          | 2,854,300.00          |
|              |     |                        |      |  |                           |                             | 036          |              | 23                              | 0167          | 161,700.00            |
|              |     |                        |      |  |                           |                             | 097          |              | 23                              | 0130          | 3,360,000.00          |
| 036          |     | 23                     | 0170 | 262,000,000.00                                 | 273,000,000.00            | -11,000,000.00              | 036          |              | 2324                            | 0170          | -11,000,000.00        |
| 036          |     | 2324                   | 0170 | 11,000,000.00                                  | 0.00                      | 11,000,000.00               | 036          |              | 23                              | 0170          | 11,000,000.00         |
| 036          |     | 23                     | 1122 | 237,000,000.00                                 | 285,000,000.00            | -48,000,000.00              | 036          |              | 23                              | 0151          | -19,500,000.00        |
|              |     |                        |      |  |                           |                             | 036          |              | 2324                            | 1122          | -28,500,000.00        |
| 036          |     | 2324                   | 1122 | 28,500,000.00                                  | 0.00                      | 28,500,000.00               | 036          |              | 23                              | 1122          | 28,500,000.00         |
| 036          |     | X                      | 5287 | -4,131,611,533.01                              | 0.00                      | -4,131,611,533.01           | 036          |              | X                               | 0140          | -857,189,441.75       |
|              |     |                        |      |  |                           |                             | 036          |              | X                               | 0160          | -3,258,336,176.85     |
|              |     |                        |      |  |                           |                             | 036          |              | X                               | 0169          | -16,085,914.41        |
| 036          | 097 | X                      | 0165 | 15,000,000.00                                  | 0.00                      | 15,000,000.00               | 097          |              | 23                              | 0130          | 15,000,000.00         |
| <b>Total</b> |     |                        |      | <b>125,947,000,000.00</b>                      | <b>125,764,000,000.00</b> | <b>183,000,000.00</b>       |              |              |                                 |               | <b>183,000,000.00</b> |

**This Page Left Blank Intentionally**

---

Appropriations, Outlays, and Balances - Continued

| Appropriation or Fund Account<br><br>Title  | Account Symbol            |     |     |             | Balances,<br>Beginning of<br>Fiscal Year | Appropriations<br>and Other<br>Obligational<br>Authority <sup>1</sup> | Transfers<br>Borrowings<br>and<br>Investment<br>(Net) <sup>2</sup> | Outlays<br>(Net) | Balances<br>Withdrawn<br>and Other<br>Transactions <sup>3</sup> | Balances, End<br>of Fiscal Year |                   |
|---|---------------------------|-----|-----|-------------|--|---|--|------------------|---|---------------------------------|-------------------|
|   | Period of<br>Availability | ATA | AID | MAIN<br>SUB |  |   |  |                  |   |                                 |                   |
| <b>Corps of Engineers</b>   |                           |     |     |             |  |   |  |                  |   |                                 |                   |
| <b>General Fund Accounts</b>  |                           |     |     |             |  |   |  |                  |   |                                 |                   |
| Mississippi River and Tributaries, Corps of Engineers-Civil<br>Fund Resources:      |                           |     |     |             |  |   |  |                  |   |                                 |                   |
| Undisbursed Funds   | No Year                   |     | 096 | 3112        | 000                                      | 2,550,517,351.89  | 370,110,000.00   | -----            | 731,158,097.64  | 28,808.29                       | 2,189,440,445.96  |
| Investigations, Corps of Engineers, Civil<br>Fund Resources:                        |                           |     |     |             |  |   |  |                  |   |                                 |                   |
| Undisbursed Funds   | No Year                   |     | 096 | 3121        | 000                                      | 509,986,092.80  | 207,500,000.00   | -----            | 195,457,736.42  | -----                           | 522,028,356.38    |
| Construction, Corps of Engineers, Civil<br>Fund Resources:                          |                           |     |     |             |  |   |  |                  |   |                                 |                   |
| Undisbursed Funds   | No Year                   |     | 096 | 3122        | 000                                      | 40,552,383,221.94   | 2,361,755,587.95   | -----            | 1,823,913,707.86  | 61,179,963.13                   | 41,029,045,138.90 |
| Operation and Maintenance, Corps of Engineers-Civil<br>Fund Resources:              |                           |     |     |             |  |   |  |                  |   |                                 |                   |
| Undisbursed Funds   | 2020-2021                 |     | 096 | 3123        | 000                                      | 2,250,699.36  | -----  | -----            | 968,585.88  | -----                           | 1,282,113.48      |
|   | No Year                   |     |     |             |  | 5,798,391,064.32  | 4,225,156,706.65   | -26,766,000.00   | 3,331,947,366.57  | 115,137,980.88                  | 6,549,696,423.52  |
|   | Subtotal                  |     | 096 | 3123        | 000                                      | 5,800,641,763.68  | 4,225,156,706.65   | -26,766,000.00   | 3,332,915,952.45  | 115,137,980.88                  | 6,550,978,537.00  |
| Expenses, Corps of Engineers-Civil<br>Fund Resources:                               |                           |     |     |             |  |   |  |                  |   |                                 |                   |
| Undisbursed Funds   | 2023-2024                 |     | 096 | 3124        | 000                                      | -----   | 215,000,000.00   | -----            | 208,989,131.13  | -----                           | 6,010,868.87      |
|   | 2022-2023                 |     |     |             |  | 6,789,987.45  | -----  | -----            | 4,901,141.71  | -----                           | 1,888,845.74      |
|   | 2021-2022                 |     |     |             |  | 1,508,331.30  | -----  | -----            | 580,828.41  | -----                           | 927,502.89        |
|   | 2020-2021                 |     |     |             |  | 7,135,432.02  | -----  | -----            | 1,835,877.09  | -----                           | 5,299,554.93      |
|   | 2019-2020                 |     |     |             |  | 1,434,891.50  | -----  | -----            | 22,092.49   | -----                           | 1,412,799.01      |
|   | 2018-2019                 |     |     |             |  | 1,754,393.21  | -----  | -----            | 75,926.06   | -----                           | 1,678,467.15      |
|   | 2017-2018                 |     |     |             |  | 1,348,034.55  | -----  | -----            | 1,750.40  | 1,346,284.15                    | -----             |
|   | No Year                   |     |     |             |  | 73,306,731.11   | 8,104,000.00   | 26,766,000.00    | 32,805,777.26   | -----                           | 75,370,953.85     |
|   | Subtotal                  |     | 096 | 3124        | 000                                      | 93,277,801.14   | 223,104,000.00   | 26,766,000.00    | 249,212,524.55  | 1,346,284.15                    | 92,588,992.44     |
| Flood Control and Coastal Emergencies, Corps of Engineers, Civil<br>Fund Resources: |                           |     |     |             |  |   |  |                  |   |                                 |                   |
| Undisbursed Funds   | No Year                   |     | 096 | 3125        | 000                                      | 2,147,756,009.96  | 554,200,000.00   | -----            | 405,396,567.88  | -----                           | 2,296,559,442.08  |
| Regulatory Program, Corps of Engineers, Civil<br>Fund Resources:                    |                           |     |     |             |  |   |  |                  |   |                                 |                   |
| Undisbursed Funds   | 2022-2026                 |     | 096 | 3126        | 000                                      | 158,026,441.21  | -----  | -----            | 25,924,452.19   | -----                           | 132,101,989.02    |
|   | 2023-2024                 |     |     |             |  | -----   | 218,000,000.00   | -----            | 190,809,472.71  | -----                           | 27,190,527.29     |
|   | 2022-2023                 |     |     |             |  | 28,032,639.79   | -----  | -----            | 22,325,893.51   | -----                           | 5,706,746.28      |
|   | 2021-2022                 |     |     |             |  | 5,527,396.61  | -----  | -----            | 5,203,661.33  | -----                           | 323,735.28        |
|   | 2020-2021                 |     |     |             |  | 381,302.30  | -----  | -----            | 347,386.87  | -----                           | 33,915.43         |
|   | 2019-2020                 |     |     |             |  | 1,747,201.12  | -----  | -----            | 1,568,923.35  | -----                           | 178,277.77        |
|   | 2018-2019                 |     |     |             |  | 107,029.83  | -----  | -----            | -----   | -----                           | 107,029.83        |
|   | 2017-2018                 |     |     |             |  | 35,529.08   | -----  | -----            | 18,707.30   | 16,821.78                       | -----             |
|   | No Year                   |     |     |             |  | 1,470,469.25  | -----  | -----            | 2,049.70  | -----                           | 1,468,419.55      |

Footnotes at End of Chapter

## Appropriations, Outlays, and Balances - Continued

| Appropriation or Fund Account<br><br>Title   | Account Symbol            |     |     |      | Balances,<br>Beginning of<br>Fiscal Year | Appropriations<br>and Other<br>Obligational<br>Authority <sup>1</sup> | Transfers<br>Borrowings<br>and<br>Investment<br>(Net) <sup>2</sup> | Outlays<br>(Net) | Balances<br>Withdrawn<br>and Other<br>Transactions <sup>3</sup> | Balances, End<br>of Fiscal Year |                |
|--|---------------------------|-----|-----|------|--|---|--|------------------|---|---------------------------------|----------------|
|  | Period of<br>Availability | ATA | AID | MAIN |  |   |  |                  |   |                                 | SUB            |
|  | Subtotal                  |     | 096 | 3126 | 000                                      | 195,328,009.19  | 218,000,000.00   | -----            | 246,200,546.96  | 16,821.78                       | 167,110,640.45 |
| Washington Aqueduct Capital Improvements, Corps of Engineers-Civil<br>Fund Resources:  |                           |     |     |      |  |   |  |                  |   |                                 |                |
| Undisbursed Funds  | No Year                   |     | 096 | 3128 | 000                                      | 4 88,307,880.81   | -----  | -----            | -76,350,075.73  | -----                           | 164,657,956.54 |
| Formerly Utilized Sites Remedial Action Program, Corps of<br>Engineers-Civil<br>Fund Resources:                                |                           |     |     |      |  |   |  |                  |   |                                 |                |
| Undisbursed Funds  | No Year                   |     | 096 | 3130 | 000                                      | 392,746,165.13  | 400,000,000.00   | -----            | 186,855,852.60  | -----                           | 605,890,312.53 |
| Office of Assistant Secretary of the Army for Civil Works, Corps of<br>Engineers-Civil<br>Fund Resources:                      |                           |     |     |      |  |   |  |                  |   |                                 |                |
| Undisbursed Funds  | 2023-2024                 |     | 096 | 3132 | 000                                      | -----   | 5,000,000.00   | -----            | 2,808,244.99  | -----                           | 2,191,755.01   |
|  | 2022-2023                 |     |     |      |  | 2,827,971.61  | -----  | -----            | 2,634,158.55  | -----                           | 193,813.06     |
|  | 2021-2022                 |     |     |      |  | 231,785.11  | -----  | -----            | 187,613.23  | -----                           | 44,171.88      |
|  | 2020-2021                 |     |     |      |  | 10,456.00   | -----  | -----            | -----   | -----                           | 10,456.00      |
|  | 2019-2020                 |     |     |      |  | 257,531.43  | -----  | -----            | -----   | -----                           | 257,531.43     |
|  | 2018-2019                 |     |     |      |  | 388,947.67  | -----  | -----            | 4,815.09  | -----                           | 384,132.58     |
|  | 2017-2018                 |     |     |      |  | 65,965.66   | -----  | -----            | -----   | 65,965.66                       | -----          |
|  | No Year                   |     |     |      |  | 166,981.33  | -----  | -----            | -----   | -----                           | 166,981.33     |
|  | Subtotal                  |     | 096 | 3132 | 000                                      | 3,949,638.81  | 5,000,000.00   | -----            | 5,634,831.86  | 65,965.66                       | 3,248,841.29   |
| Water Infrastructure Finance and Innovation Program Account, Corps of<br>Engineers-Civil<br>Fund Resources:                    |                           |     |     |      |  |   |  |                  |   |                                 |                |
| Undisbursed Funds  | 2023-2024                 |     | 096 | 3139 | 000                                      | -----   | 7,200,000.00   | -----            | 1,331,061.08  | -----                           | 5,868,938.92   |
|  | 2022-2023                 |     |     |      |  | 1,267,610.02  | -----  | -----            | 1,104,181.39  | -----                           | 163,428.63     |
|  | 2021-2022                 |     |     |      |  | 533,609.20  | -----  | -----            | 156,033.39  | -----                           | 377,575.81     |
|  | No Year                   |     |     |      |  | 91,714,561.45   | -----  | -----            | 1,327,377.79  | -----                           | 90,387,183.66  |
|  | Subtotal                  |     | 096 | 3139 | 000                                      | 93,515,780.67   | 7,200,000.00   | -----            | 3,918,653.65  | -----                           | 96,797,127.02  |
| <b>Special Fund Accounts</b>   |                           |     |     |      |  |   |  |                  |   |                                 |                |
| Hydraulic Mining in California, Debris Fund, Corps of Engineers-Civil<br>Fund Resources:                                       |                           |     |     |      |  |   |  |                  |   |                                 |                |
| Undisbursed Funds  | No Year                   |     | 096 | 5066 | 000                                      | 295,706.06  | 137,308.40   | -----            | -----   | -----                           | 433,014.46     |
| Payments to States, Flood Control Act of 1954, Corps of Engineers -<br>Civil<br>Fund Resources:                                |                           |     |     |      |  |   |  |                  |   |                                 |                |
| Undisbursed Funds  | No Year                   |     | 096 | 5090 | 000                                      | 4-----  | 18,026,550.67  | -----            | 18,026,550.67   | -----                           | -----          |
| Maintenance and Operation of Dams and Other Improvements of Navigable<br>Waters, Corps of Engineers - Civil<br>Fund Resources: |                           |     |     |      |  |   |  |                  |   |                                 |                |
| Undisbursed Funds  | No Year                   |     | 096 | 5125 | 000                                      | 42,787,854.46   | 12,680,937.73  | -----            | 6,782,987.01  | -----                           | 48,685,805.18  |

Footnotes at End of Chapter

Appropriations, Outlays, and Balances - Continued

| Appropriation or Fund Account<br><br>Title  | Account Symbol            |     |     |      | Balances,<br>Beginning of<br>Fiscal Year | Appropriations<br>and Other<br>Obligational<br>Authority <sup>1</sup> | Transfers<br>Borrowings<br>and<br>Investment<br>(Net) <sup>2</sup> | Outlays<br>(Net) | Balances<br>Withdrawn<br>and Other<br>Transactions <sup>3</sup> | Balances, End<br>of Fiscal Year |                   |       |               |       |                |
|---|---------------------------|-----|-----|------|--|---|--|------------------|---|---------------------------------|-------------------|-------|---------------|-------|----------------|
|   | Period of<br>Availability | ATA | AID | MAIN |  |   |  |                  |   |                                 | SUB               |       |               |       |                |
| Interagency America the Beautiful Pass Revenues, Corps of Engineers-Civil<br>Fund Resources:<br>Undisbursed Funds                       | No Year                   |     | 096 | 5570 | 000                                      | 5,074,394.78  | 1,778,637.99   | -----            | 2,810,469.98  | -----                           | 4,042,562.79      |       |               |       |                |
| Special Use Permit Fees, Corps of Engineers-Civil<br>Fund Resources:<br>Undisbursed Funds   | No Year                   |     | 096 | 5607 | 000                                      | 3,139,228.44  | 922,350.60   | -----            | 1,469,104.14  | -----                           | 2,592,474.90      |       |               |       |                |
| <b>Intragovernmental Funds</b>  |                           |     |     |      |  |   |  |                  |   |                                 |                   |       |               |       |                |
| Revolving Fund, Corps of Engineers, Civil<br>Fund Resources:<br>Undisbursed Funds   | No Year                   |     | 096 | 4902 | 000                                      | 2,140,241,787.88  | -----  | -----            | -97,908,819.90  | -----                           | 2,238,150,607.78  |       |               |       |                |
| <b>Trust Fund Accounts</b>  |                           |     |     |      |  |   |  |                  |   |                                 |                   |       |               |       |                |
| South Dakota Terrestrial Wildlife Habitat Restoration Trust Fund,<br>Corps of Engineers - Civil<br>Fund Resources:<br>Undisbursed Funds | No Year                   |     | 096 | 8217 | 000                                      | -----   | 2,552,850.25   | 447,149.75       | 3,000,000.00  | -----                           | -----             |       |               |       |                |
| Unrealized Discount on Investments  |                           |     |     |      |  | -404,392.29   | -----  | -13,604.35       | -----   | -----                           | -417,996.64       |       |               |       |                |
| Investments in US Treasury Securities   |                           |     |     |      |  | 118,929,212.43  | -----  | -433,545.40      | -----   | -----                           | 118,495,667.03    |       |               |       |                |
|   |                           |     |     |      |  | Subtotal  | 096  | 8217             | 000   | 118,524,820.14                  | 2,552,850.25      | ----- | 3,000,000.00  | ----- | 118,077,670.39 |
| Coastal Wetlands Restoration Trust Fund, Corps of Engineers - Civil<br>Fund Resources:<br>Undisbursed Funds                             | No Year                   |     | 096 | 8333 | 000                                      | 13,121,906.46   | 114,000,000.00   | -----            | 61,463,440.06   | -----                           | 65,658,466.40     |       |               |       |                |
| Inland Waterways Trust Fund - Treasury Managed, Corps of Engineers - Civil<br>Fund Resources:<br>Undisbursed Funds                      | No Year                   |     | 096 | 8861 | 000                                      | 6,278,000.00  | 64,394,101.73  | -70,614,294.51   | -----   | -----                           | 57,807.22         |       |               |       |                |
| Transfer To:<br>Corps of Engineers, Civil   | No Year                   | 096 | 096 | 8861 | 000                                      | -----   | 41,424,704.18  | -----            | 41,424,704.18   | -----                           | -----             |       |               |       |                |
| Investments in US Treasury Securities   |                           |     |     |      |  | 194,187,315.49  | -----  | 70,614,294.51    | -----   | -----                           | 264,801,610.00    |       |               |       |                |
|   |                           |     |     |      |  | Subtotal  | 096  | 8861             | 000   | 200,465,315.49                  | 105,818,805.91    | ----- | 41,424,704.18 | ----- | 264,859,417.22 |
| Rivers and Harbors Contributed and Advance Funds, Corps of Engineers,<br>Civil<br>Fund Resources:<br>Undisbursed Funds                  | No Year                   |     | 096 | 8862 | 000                                      | 2,447,787,769.24  | 822,003,853.63   | -----            | 427,248,618.37  | -----                           | 2,842,543,004.50  |       |               |       |                |
| Harbor Maintenance Trust Fund - Treasury Managed, Corps of Engineers - Civil<br>Fund Resources:<br>Undisbursed Funds                    | No Year                   |     | 096 | 8863 | 000                                      | 156,093,261.84  | 848,462,647.56   | -867,109,965.39  | -----   | -----                           | 137,445,944.01    |       |               |       |                |
| Transfer To:<br>Corps of Engineers  | No Year                   | 096 | 096 | 8863 | 000                                      | -----   | 1,296,872,557.34   | -----            | 1,296,872,557.34  | -----                           | -----             |       |               |       |                |
| Unrealized Discount on Investments  |                           |     |     |      |  | -93,258,403.19  | -----  | -134,271,577.07  | -----   | -----                           | -227,529,980.26   |       |               |       |                |
| Investments in US Treasury Securities   |                           |     |     |      |  | 9,370,445,285.67  | -----  | 1,001,381,542.46 | -----   | -----                           | 10,371,826,828.13 |       |               |       |                |

Footnotes at End of Chapter

## Appropriations, Outlays, and Balances - Continued

| Appropriation or Fund Account              | Account Symbol            |     |     |      |     | Balances,<br>Beginning of<br>Fiscal Year | Appropriations<br>and Other<br>Obligational<br>Authority <sup>1</sup> | Transfers<br>Borrowings<br>and<br>Investment<br>(Net) <sup>2</sup> | Outlays<br>(Net)  | Balances<br>Withdrawn<br>and Other<br>Transactions <sup>3</sup> | Balances, End<br>of Fiscal Year |
|--|---------------------------|-----|-----|------|-----|--|---|--|-------------------|---|---------------------------------|
| Title                                      | Period of<br>Availability | ATA | AID | MAIN | SUB |  |   |  |                   |   |                                 |
| <b>Deductions for Offsetting Receipts</b>  | Subtotal                  |     | 096 | 8863 | 000 | 9,433,280,144.32                         | 2,145,335,204.90  | -----  | 1,296,872,557.34  | -----   | 10,281,742,791.88               |
| Proprietary Receipts from the Public       |                           |     |     |      |     | -----                                    | -1,060,036,437.54   | -----  | -1,060,036,437.54 | -----   | -----                           |
| Intrabudgetary Receipts Deducted by Agency |                           |     |     |      |     | -----                                    | 296,556.58  | -----  | 296,556.58        | -----   | -----                           |
| Total, Offsetting Receipts                 |                           |     |     |      |     | -----                                    | -1,059,739,880.96   | -----  | -1,059,739,880.96 | -----   | -----                           |
| Total, Corps of Engineers                  |                           |     |     |      |     | 66,833,128,643.29                        | 10,735,542,913.72   | -----  | 7,805,764,127.03  | 177,775,823.89  | 69,585,131,606.09               |

Footnotes at End of Chapter

---

**Footnotes**

---

- 1 The amounts in this column, unless otherwise footnoted, represent appropriations, increases and rescissions in borrowing authority or new contract authority. Appropriation accounts with appropriation transfer activity are presented in Table 1 (Appropriations and Appropriation Transfers) at the end of this chapter.
- 2 The amounts in this column, unless otherwise footnoted, represent transfers - other than appropriation transfers, borrowings (gross), investments (net), unrealized discounts or funds held outside the Treasury.
- 3 The amounts in this column, unless otherwise footnoted, represent obligated balances canceled for fiscal year 2018 pursuant to 31 U.S.C. 1553 and adjustments to borrowing and contract authority.
- 4 The opening balance(s) of the following account(s) have been adjusted during the current fiscal year and do not agree with last year's closing balance(s):

| <u>Account Symbol: (ATA, AID, POA, MAIN, SUB)</u> |   |      |                          | <u>Adjustment</u> |
|---|---|------|--------------------------|-------------------|
| 096   | X | 3128 | 000 - Undi sbursed Funds | \$88,303,785.75   |
| 096   | X | 5090 | 000 - Undi sbursed Funds | -\$2,232.99       |



## Appropriations, Outlays, and Balances - Continued

### Footnotes

Table 1 - Appropriations and Appropriation Transfers - Corps of Engineers

| AID          | ATA | Period<br>of<br>Availability | MAIN | Net Appropriations and<br>Appropriation Transfers | Appropriation Amount | Net Appropriation<br>Transfers | AID<br>Involved | ATA<br>Involved | Period<br>of<br>Availability<br>Involved | MAIN<br>Involved | Amount From or To (-) |
|--------------|-----|------------------------------|------|---|----------------------|--------------------------------|-----------------|-----------------|--|------------------|-----------------------|
| 096          |     | X                            | 3123 | 4,225,156,706.65                                  | 4,154,657,821.73     | 70,498,884.92                  | 089             |                 | X  | 4045             | 52,706.65             |
|              |     |                              |      |   |                      |                                | 096             |                 | X  | 3124             | -3,104,000.00         |
|              |     |                              |      |   |                      |                                | 096             |                 | X  | 5007             | 72,263,131.93         |
|              |     |                              |      |   |                      |                                | 096             |                 | X  | 5493             | 1,287,046.34          |
| 096          |     | X                            | 3124 | 8,104,000.00                                      | 5,000,000.00         | 3,104,000.00                   | 096             |                 | X  | 3123             | 3,104,000.00          |
| 096          |     | X                            | 5007 | 0.00  | 72,263,131.93        | -72,263,131.93                 | 096             |                 | X  | 3123             | -72,263,131.93        |
| 096          |     | X                            | 5493 | 0.00  | 1,287,046.34         | -1,287,046.34                  | 096             |                 | X  | 3123             | -1,287,046.34         |
| 096          |     | X                            | 8333 | 114,000,000.00                                    | 0.00                 | 114,000,000.00                 | 014             |                 | X  | 8151             | 114,000,000.00        |
| 096          |     | X                            | 8861 | -41,424,704.18                                    | 0.00                 | -41,424,704.18                 | 096             | 096             | X  | 8861             | -41,424,704.18        |
| 096          |     | X                            | 8863 | -1,338,646,557.34                                 | 0.00                 | -1,338,646,557.34              | 069             |                 | X  | 8003             | -38,500,000.00        |
|              |     |                              |      |   |                      |                                | 070             |                 | X  | 8870             | -3,274,000.00         |
|              |     |                              |      |   |                      |                                | 096             | 096             | X  | 8863             | -1,296,872,557.34     |
| 096          | 096 | X                            | 8861 | 41,424,704.18                                     | 0.00                 | 41,424,704.18                  | 096             |                 | X  | 8861             | 41,424,704.18         |
| 096          | 096 | X                            | 8863 | 1,296,872,557.34                                  | 0.00                 | 1,296,872,557.34               | 096             |                 | X  | 8863             | 1,296,872,557.34      |
| <b>Total</b> |     |                              |      | 4,305,486,706.65                                  | 4,233,208,000.00     | 72,278,706.65                  |                 |                 |  |                  | 72,278,706.65         |

Appropriations, Outlays, and Balances - Continued

| Appropriation or Fund Account<br><br>Title  | Account Symbol            |     |     |      |     | Balances,<br>Beginning of<br>Fiscal Year | Appropriations<br>and Other<br>Obligational<br>Authority <sup>1</sup> | Transfers<br>Borrowings<br>and<br>Investment<br>(Net) <sup>2</sup> | Outlays<br>(Net)   | Balances<br>Withdrawn<br>and Other<br>Transactions <sup>3</sup> | Balances, End<br>of Fiscal Year |
|---|---------------------------|-----|-----|------|-----|--|---|--|--------------------|---|---------------------------------|
|   | Period of<br>Availability | ATA | AID | MAIN | SUB |  |   |  |                    |   |                                 |
| <b>Other Defense Civil Programs</b>   |                           |     |     |      |     |  |   |  |                    |   |                                 |
| <b>Military Retirement</b>  |                           |     |     |      |     |  |   |  |                    |   |                                 |
| <b>General Fund Accounts</b>  |                           |     |     |      |     |  |   |  |                    |   |                                 |
| Payments to Military Retirement Fund, Defense Fund Resources:                               |                           |     |     |      |     |  |   |  |                    |   |                                 |
| Undisbursed Funds   | 2023                      |     | 097 | 0040 | 000 | -----                                    | 120,438,000,000.00  | -----  | 120,438,000,000.00 | -----   | -----                           |
| <b>Trust Fund Accounts</b>  |                           |     |     |      |     |  |   |  |                    |   |                                 |
| Department of Defense Military Retirement Fund Fund Resources:                              |                           |     |     |      |     |  |   |  |                    |   |                                 |
| Undisbursed Funds   | No Year                   |     | 097 | 8097 | 000 | 610,527,418.33                           | 218,122,092,841.94  | -143,344,729,655.60  | 74,679,599,143.62  | -----   | 708,291,461.05                  |
| Unrealized Discount on Investments  |                           |     |     |      |     | -9,243,685,904.16                        | -----   | -29,457,379,857.75   | -----              | -----   | -38,701,065,761.91              |
| Unamortized Premium and Discount  |                           |     |     |      |     | -8,053,077,765.68                        | -----   | 609,160,600.99   | -----              | -----   | -7,443,917,164.69               |
| Investments in US Treasury Securities   |                           |     |     |      |     | 1,194,652,246,029.18                     | -----   | 172,192,948,912.36   | -----              | -----   | 1,366,845,194,941.54            |
| Subtotal  |                           |     | 097 | 8097 | 000 | 1,177,966,009,777.67                     | 218,122,092,841.94  | 0.00   | 74,679,599,143.62  | -----   | 1,321,408,503,475.99            |
| Total, Military Retirement  |                           |     |     |      |     | 1,177,966,009,777.67                     | 338,560,092,841.94  | 0.00   | 195,117,599,143.62 | -----   | 1,321,408,503,475.99            |
| <b>Retiree Health Care</b>  |                           |     |     |      |     |  |   |  |                    |   |                                 |
| <b>General Fund Accounts</b>  |                           |     |     |      |     |  |   |  |                    |   |                                 |
| Payment to Department of Defense Medicare-Eligible Retiree Health Care Fund Fund Resources: |                           |     |     |      |     |  |   |  |                    |   |                                 |
| Undisbursed Funds   | No Year                   |     | 097 | 0850 | 000 | -----                                    | 9,981,000,000.00  | -----  | 9,981,000,000.00   | -----   | -----                           |
| <b>Special Fund Accounts</b>  |                           |     |     |      |     |  |   |  |                    |   |                                 |
| Department of Defense, Medicare-Eligible Retiree Health Care Fund Fund Resources:           |                           |     |     |      |     |  |   |  |                    |   |                                 |
| Undisbursed Funds   | No Year                   |     | 097 | 5472 | 000 | 165,600,603.76                           | 37,754,092,186.22   | -26,136,106,260.07   | 11,567,838,651.69  | -----   | 215,747,878.22                  |
| Unrealized Discount on Investments  |                           |     |     |      |     | -2,405,178,784.41                        | -----   | -6,305,401,624.83  | -----              | -----   | -8,710,580,409.24               |
| Unamortized Premium and Discount  |                           |     |     |      |     | -2,415,736,152.28                        | -----   | 182,732,823.57   | -----              | -----   | -2,233,003,328.71               |
| Investments in US Treasury Securities   |                           |     |     |      |     | 321,959,946,275.52                       | -----   | 32,258,775,061.33  | -----              | -----   | 354,218,721,336.85              |
| Subtotal  |                           |     | 097 | 5472 | 000 | 317,304,631,942.59                       | 37,754,092,186.22   | -----  | 11,567,838,651.69  | -----   | 343,490,885,477.12              |
| Total, Retiree Health Care  |                           |     |     |      |     | 317,304,631,942.59                       | 47,735,092,186.22   | -----  | 21,548,838,651.69  | -----   | 343,490,885,477.12              |
| <b>Educational Benefits</b>   |                           |     |     |      |     |  |   |  |                    |   |                                 |
| <b>Trust Fund Accounts</b>  |                           |     |     |      |     |  |   |  |                    |   |                                 |
| Department of Defense, Education Benefits Fund Fund Resources:                              |                           |     |     |      |     |  |   |  |                    |   |                                 |
| Undisbursed Funds   | No Year                   |     | 097 | 8098 | 000 | 100,000.00                               | 44,107,859.03   | 114,948,527.00   | 159,056,386.03     | -----   | 100,000.00                      |
| Unrealized Discount on Investments  |                           |     |     |      |     | -5,271,565.75                            | -----   | -1,417,418.71  | -----              | -----   | -6,688,984.46                   |
| Investments in US Treasury Securities   |                           |     |     |      |     | 967,132,479.47                           | -----   | -113,531,108.29  | -----              | -----   | 853,601,371.18                  |
| Subtotal  |                           |     | 097 | 8098 | 000 | 961,960,913.72                           | 44,107,859.03   | -----  | 159,056,386.03     | -----   | 847,012,386.72                  |
| Total, Educational Benefits   |                           |     |     |      |     | 961,960,913.72                           | 44,107,859.03   | -----  | 159,056,386.03     | -----   | 847,012,386.72                  |

Footnotes at End of Chapter

## Appropriations, Outlays, and Balances - Continued

| Appropriation or Fund Account<br><br>Title  | Account Symbol            |     |     |             | Balances,<br>Beginning of<br>Fiscal Year | Appropriations<br>and Other<br>Obligational<br>Authority <sup>1</sup> | Transfers<br>Borrowings<br>and<br>Investment<br>(Net) <sup>2</sup> | Outlays<br>(Net) | Balances<br>Withdrawn<br>and Other<br>Transactions <sup>3</sup> | Balances, End<br>of Fiscal Year |
|---|---------------------------|-----|-----|-------------|--|---|--|------------------|---|---------------------------------|
|   | Period of<br>Availability | ATA | AID | MAIN<br>SUB |  |   |  |                  |   |                                 |
| <b>American Battle Monuments Commission</b>   |                           |     |     |             |  |   |  |                  |   |                                 |
| <b>General Fund Accounts</b>  |                           |     |     |             |  |   |  |                  |   |                                 |
| Salaries and Expenses, American Battle Monuments Commission                                 |                           |     |     |             |  |   |  |                  |   |                                 |
| Fund Resources:   |                           |     |     |             |  |   |  |                  |   |                                 |
| Undisbursed Funds   | No Year                   |     | 074 | 0100<br>000 | 98,384,581.60                            | 87,500,000.00   | -106,567.23  | 103,143,520.23   | -----   | 82,634,494.14                   |
| Funds Held Outside the Treasury   |                           |     |     |             | 100,764.35                               | -----   | 106,567.23   | -----            | -----   | 207,331.58                      |
| Subtotal  | Subtotal                  |     | 074 | 0100<br>000 | 98,485,345.95                            | 87,500,000.00   | -----  | 103,143,520.23   | -----   | 82,841,825.72                   |
| Foreign Currency Fluctuations Account, American Battle Monuments Commission                 |                           |     |     |             |  |   |  |                  |   |                                 |
| Fund Resources:   |                           |     |     |             |  |   |  |                  |   |                                 |
| Undisbursed Funds   | No Year                   |     | 074 | 0101<br>000 | 55,706.68                                | -----   | -----  | -----            | -----   | 55,706.68                       |
| <b>Trust Fund Accounts</b>  |                           |     |     |             |  |   |  |                  |   |                                 |
| Contributions, American Battle Monuments Commission   |                           |     |     |             |  |   |  |                  |   |                                 |
| Fund Resources:   |                           |     |     |             |  |   |  |                  |   |                                 |
| Undisbursed Funds   | No Year                   |     | 074 | 8569<br>000 | 1,962,632.88                             | 77,438.37   | -----  | 751,198.99       | -----   | 1,288,872.26                    |
| Total, American Battle Monuments Commission   |                           |     |     |             | 100,503,685.51                           | 87,577,438.37   | -----  | 103,894,719.22   | -----   | 84,186,404.66                   |
| <b>Armed Forces Retirement Home</b>   |                           |     |     |             |  |   |  |                  |   |                                 |
| <b>General Fund Accounts</b>  |                           |     |     |             |  |   |  |                  |   |                                 |
| General Fund Payment, Armed Forces Retirement Home Trust Fund, Armed Forces Retirement Home |                           |     |     |             |  |   |  |                  |   |                                 |
| Fund Resources:   |                           |     |     |             |  |   |  |                  |   |                                 |
| Undisbursed Funds   | 2023-2024                 |     | 084 | 0100<br>000 | -----                                    | 25,000,000.00   | -----  | 25,000,000.00    | -----   | -----                           |
|   | No Year                   |     |     |             | -----                                    | 77,000,000.00   | -----  | 77,000,000.00    | -----   | -----                           |
| Subtotal  | Subtotal                  |     | 084 | 0100<br>000 | - 0 -                                    | 102,000,000.00  | -----  | 102,000,000.00   | -----   | - 0 -                           |
| <b>Trust Fund Accounts</b>  |                           |     |     |             |  |   |  |                  |   |                                 |
| Armed Forces Retirement Home Trust Fund, Armed Forces Retirement Home                       |                           |     |     |             |  |   |  |                  |   |                                 |
| Fund Resources:   |                           |     |     |             |  |   |  |                  |   |                                 |
| Undisbursed Funds   | 2023-2024                 |     | 084 | 8522<br>000 | -----                                    | 50,600,000.00   | -----  | 47,103,580.14    | -----   | 3,496,419.86                    |
|   | 2022-2023                 |     |     |             | 2,935,855.33                             | 13,740,000.00   | -----  | 15,804,252.90    | -----   | 871,602.43                      |
|   | 2021-2022                 |     |     |             | 1,055,806.78                             | 1,491,000.00  | -----  | 2,305,224.68     | -----   | 241,582.10                      |
|   | 2020-2021                 |     |     |             | 530,318.82                               | -----   | -----  | -----            | -----   | 530,318.82                      |
|   | 2020                      |     |     |             | 200,110.13                               | -----   | -----  | -----            | -----   | 200,110.13                      |
|   | 2019                      |     |     |             | 578,846.50                               | -----   | -----  | -----            | -----   | 578,846.50                      |
|   | 2018                      |     |     |             | 83,732.60                                | -----   | -83,732.60   | -----            | -----   | -----                           |
|   | No Year                   |     |     |             | 2,342,270.35                             | 86,711,892.51   | -78,904,582.43   | 7,833,042.19     | -----   | 2,316,538.24                    |
| Investments in US Treasury Securities   |                           |     |     |             | 99,460,496.59                            | -----   | 78,988,315.03  | -----            | -----   | 178,448,811.62                  |
| Subtotal  | Subtotal                  |     | 084 | 8522<br>000 | 107,187,437.10                           | 152,542,892.51  | -----  | 73,046,099.91    | -----   | 186,684,229.70                  |
| Total, Armed Forces Retirement Home   |                           |     |     |             | 107,187,437.10                           | 254,542,892.51  | -----  | 175,046,099.91   | -----   | 186,684,229.70                  |

Footnotes at End of Chapter

Appropriations, Outlays, and Balances - Continued

| Appropriation or Fund Account<br><br>Title                                  | Account Symbol            |     |     |      | Balances,<br>Beginning of<br>Fiscal Year | Appropriations<br>and Other<br>Obligational<br>Authority <sup>1</sup> | Transfers<br>Borrowings<br>and<br>Investment<br>(Net) <sup>2</sup> | Outlays<br>(Net) | Balances<br>Withdrawn<br>and Other<br>Transactions <sup>3</sup> | Balances, End<br>of Fiscal Year |                             |
|---|---------------------------|-----|-----|------|--|---|--|------------------|---|---------------------------------|-----------------------------|
|   | Period of<br>Availability | ATA | AID | MAIN |  |   |  |                  |   |                                 | SUB                         |
| <b>Cemeterial Expenses</b>  |                           |     |     |      |  |   |  |                  |   |                                 |                             |
| <b>General Fund Accounts</b>  |                           |     |     |      |  |   |  |                  |   |                                 |                             |
| Salaries and Expenses, Cemeterial Expenses, Army<br>Fund Resources:         |                           |     |     |      |  |   |  |                  |   |                                 |                             |
| Undisbursed Funds   | 2023-2025                 |     | 021 | 1805 | 000                                      | -----   | 15,000,000.00  | -----            | 1,484,804.81  | -----                           | 13,515,195.19               |
|   | 2022-2024                 |     |     |      |  | 12,476,549.23   | -----  | -----            | 10,727,858.07   | -----                           | 1,748,691.16                |
|   | 2023                      |     |     |      |  | -----   | 78,400,000.00  | -----            | 42,115,348.56   | -----                           | 36,284,651.44               |
|   | 2021-2023                 |     |     |      |  | -5,790,291.46   | -----  | -----            | 7,704,763.57  | -----                           | <sup>4</sup> -13,495,055.03 |
|   | 2022                      |     |     |      |  | 26,588,092.84   | -----  | -----            | 19,302,823.31   | -----                           | 7,285,269.53                |
|   | 2020-2022                 |     |     |      |  | 2,839,605.58  | -----  | -----            | 3,417,518.01  | -----                           | <sup>4</sup> -577,912.43    |
|   | 2021                      |     |     |      |  | 17,606,926.71   | -----  | -----            | 1,625,951.68  | -----                           | 15,980,975.03               |
|   | 2019-2021                 |     |     |      |  | -2,140,060.07   | -----  | -----            | 190,274.77  | -----                           | <sup>4</sup> -2,330,334.84  |
|   | 2020                      |     |     |      |  | 9,728,306.00  | -----  | -----            | 4,256,770.69  | -----                           | 5,471,535.31                |
|   | 2018-2020                 |     |     |      |  | 139,418.34  | -----  | -----            | 51,648.63   | -----                           | 87,769.71                   |
|   | 2019                      |     |     |      |  | 3,211,504.08  | -----  | -----            | 20,128.81   | -----                           | 3,191,375.27                |
|   | 2017-2019                 |     |     |      |  | 217,661.76  | -----  | -----            | -----   | -----                           | 217,661.76                  |
|   | 2018                      |     |     |      |  | 1,320,402.96  | -----  | -----            | -----   | 1,320,402.96                    | -----                       |
|   | 2016-2018                 |     |     |      |  | 99,288.07   | -----  | -----            | -----   | 99,288.07                       | -----                       |
|   | No Year                   |     |     |      |  | 3,626,042.75  | -----  | -----            | 253,643.43  | -----                           | 3,372,399.32                |
|   | Subtotal                  |     | 021 | 1805 | 000                                      | 69,923,446.79   | 93,400,000.00  | -----            | 91,151,534.34   | 1,419,691.03                    | 70,752,221.42               |
| Construction, Cemeterial Expenses, Army<br>Fund Resources:                  |                           |     |     |      |  |   |  |                  |   |                                 |                             |
| Undisbursed Funds   | No Year                   |     | 021 | 1809 | 000                                      | 249,510,835.65  | 62,500,000.00  | -----            | 7,172,441.93  | -----                           | 304,838,393.72              |
| <b>Special Fund Accounts</b>  |                           |     |     |      |  |   |  |                  |   |                                 |                             |
| National Military Cemeteries Concessions, Army<br>Fund Resources:           |                           |     |     |      |  |   |  |                  |   |                                 |                             |
| Undisbursed Funds   | No Year                   |     | 021 | 5602 | 000                                      | 1,217,555.75  | 1,743,397.00   | -----            | -----   | -----                           | 2,960,952.75                |
| Total, Cemeterial Expenses  |                           |     |     |      |  | 320,651,838.19  | 157,643,397.00   | -----            | 98,323,976.27   | 1,419,691.03                    | 378,551,567.89              |
| <b>Forest and Wildlife Conservation, Military Reservations</b>              |                           |     |     |      |  |   |  |                  |   |                                 |                             |
| <b>Special Fund Accounts</b>  |                           |     |     |      |  |   |  |                  |   |                                 |                             |
| Wildlife Conservation, Etc., Military Reservations, Navy<br>Fund Resources: |                           |     |     |      |  |   |  |                  |   |                                 |                             |
| Undisbursed Funds   | No Year                   |     | 017 | 5095 | 000                                      | 2,819,638.05  | 137,746.45   | -----            | 15,159.26   | -----                           | 2,942,225.24                |
| Wildlife Conservation, Etc., Military Reservations, Army<br>Fund Resources: |                           |     |     |      |  |   |  |                  |   |                                 |                             |
| Undisbursed Funds   | No Year                   |     | 021 | 5095 | 000                                      | 9,937,244.93  | 417,812.57   | -----            | -1,083,736.68   | -----                           | 11,438,794.18               |
| Department of Defense, Forest Products Program, Army<br>Fund Resources:     |                           |     |     |      |  |   |  |                  |   |                                 |                             |
| Undisbursed Funds   | No Year                   |     | 021 | 5285 | 000                                      | 33,060,796.91   | 5,530,826.23   | -----            | 1,211,704.74  | -----                           | 37,379,918.40               |

Footnotes at End of Chapter

## Appropriations, Outlays, and Balances - Continued

| Appropriation or Fund Account<br><br>Title  | Account Symbol            |     |     |      | Balances,<br>Beginning of<br>Fiscal Year | Appropriations<br>and Other<br>Obligational<br>Authority <sup>1</sup> | Transfers<br>Borrowings<br>and<br>Investment<br>(Net) <sup>2</sup> | Outlays<br>(Net)    | Balances<br>Withdrawn<br>and Other<br>Transactions <sup>3</sup> | Balances, End<br>of Fiscal Year      |
|---|---------------------------|-----|-----|------|--|---|--|---------------------|---|--------------------------------------|
|   | Period of<br>Availability | ATA | AID | MAIN |  |   |  |                     |   |                                      |
| Wildlife Conservation, Etc., Military Reservations, Air Force<br>Fund Resources:<br>Undisbursed Funds | No Year                   |     | 057 | 5095 | 000                                      | 2,974,194.73  | 1,065,198.97   | -----<br>596,984.26 | -----   | 3,442,409.44                         |
| Total, Forest and Wildlife Conservation, Military Reservations  |                           |     |     |      |  | 48,791,874.62   | 7,151,584.22   | -----<br>740,111.58 | -----   | 55,203,347.26                        |
| <b>Selective Service System</b>   |                           |     |     |      |  |   |  |                     |   |                                      |
| <b>General Fund Accounts</b>  |                           |     |     |      |  |   |  |                     |   |                                      |
| Salaries and Expenses, Selective Service System<br>Fund Resources:<br>Undisbursed Funds               | 2021-2025                 |     | 090 | 0400 | 000                                      | 1,837,615.00  | -----<br>31,700,000.00   | 1,889,755.00        | 273,360.97  | -----<br>3,454,009.03                |
|   | 2023                      |     |     |      |  | -----   | 31,700,000.00  | -----               | 21,993,503.02   | -----<br>9,706,496.98                |
|   | 2022                      |     |     |      |  | 9,195,822.41  | -----  | -----               | 7,595,515.95  | -----<br>1,600,306.46                |
|   | 2021                      |     |     |      |  | 948,307.30  | -----  | -----               | 309,558.40  | -----<br>638,748.90                  |
|   | 2020                      |     |     |      |  | 322,056.13  | -----  | -----               | 125,727.35  | -----<br>196,328.78                  |
|   | 2019                      |     |     |      |  | 841,660.98  | -----  | -----               | 8,560.68  | -----<br>833,100.30                  |
|   | 2018                      |     |     |      |  | 721,174.60  | -----  | -----               | 2,500.00  | 718,674.60<br>-----                  |
|   | Subtotal                  |     | 090 | 0400 | 000                                      | 13,866,636.42   | 31,700,000.00  | 1,889,755.00        | 30,308,726.37   | 718,674.60<br>16,428,990.45          |
| Total, Selective Service System   |                           |     |     |      |  | 13,866,636.42   | 31,700,000.00  | 1,889,755.00        | 30,308,726.37   | 718,674.60<br>16,428,990.45          |
| <b>Deductions for Offsetting Receipts</b>   |                           |     |     |      |  |   |  |                     |   |                                      |
| Proprietary Receipts from the Public  |                           |     |     |      |  | -----   | -26,273,552.00   | -----               | -26,273,552.00  | -----                                |
| Intrabudgetary Receipts Deducted by Agency  |                           |     |     |      |  | -----   | -148,279,470,460.49  | -----               | -148,279,470,460.49   | -----                                |
| Total, Offsetting Receipts  |                           |     |     |      |  | -----   | -148,305,744,012.49  | -----               | -148,305,744,012.49   | -----                                |
| Total, Other Defense Civil Programs   |                           |     |     |      |  | 1,496,823,604,105.82  | 238,572,164,186.80   | 1,889,755.00        | 68,928,063,802.20   | 2,138,365.63<br>1,666,467,455,879.79 |

Footnotes at End of Chapter

---

## Footnotes

---

- 1 The amounts in this column, unless otherwise footnoted, represent appropriations, increases and rescissions in borrowing authority or new contract authority. Appropriation accounts with appropriation transfer activity are presented in Table 1 (Appropriations and Appropriation Transfers) at the end of this chapter.
- 2 The amounts in this column, unless otherwise footnoted, represent transfers - other than appropriation transfers, borrowings (gross), investments (net), unrealized discounts or funds held outside the Treasury.
- 3 The amounts in this column, unless otherwise footnoted, represent obligated balances canceled for fiscal year 2018 pursuant to 31 U.S.C. 1553 and adjustments to borrowing and contract authority.
- 4 Subject to disposition by the administrative agency.

## Appropriations, Outlays, and Balances - Continued

### Footnotes

Table 1 - Appropriations and Appropriation Transfers - Other Defense Civil Programs

| AID   | ATA | Period<br>of<br>Availability | MAIN | Net Appropriations and<br>Appropriation Transfers | Appropriation Amount | Net Appropriation<br>Transfers | AID<br>Involved | ATA<br>Involved | Period<br>of<br>Availability<br>Involved | MAIN<br>Involved | Amount From or To (-) |
|-------|-----|------------------------------|------|---|----------------------|--------------------------------|-----------------|-----------------|--|------------------|-----------------------|
| 021   |     | 23                           | 1805 | 78,400,000.00                                     | 93,400,000.00        | -15,000,000.00                 | 021             |                 | 2325                                     | 1805             | -15,000,000.00        |
| 021   |     | 2325                         | 1805 | 15,000,000.00                                     | 0.00                 | 15,000,000.00                  | 021             |                 | 23                                       | 1805             | 15,000,000.00         |
| 084   |     | X                            | 8522 | -65,831,000.00                                    | 0.00                 | -65,831,000.00                 | 084             |                 | 2122                                     | 8522             | -1,491,000.00         |
|       |     |                              |      |   |                      |                                | 084             |                 | 2223                                     | 8522             | -13,740,000.00        |
|       |     |                              |      |   |                      |                                | 084             |                 | 2324                                     | 8522             | -50,600,000.00        |
| 084   |     | 2122                         | 8522 | 1,491,000.00                                      | 0.00                 | 1,491,000.00                   | 084             |                 | X  | 8522             | 1,491,000.00          |
| 084   |     | 2223                         | 8522 | 13,740,000.00                                     | 0.00                 | 13,740,000.00                  | 084             |                 | X  | 8522             | 13,740,000.00         |
| 084   |     | 2324                         | 8522 | 50,600,000.00                                     | 0.00                 | 50,600,000.00                  | 084             |                 | X  | 8522             | 50,600,000.00         |
| Total |     |                              |      | 93,400,000.00                                     | 93,400,000.00        | -----                          |                 |                 |  |                  | -----                 |

Appropriations, Outlays, and Balances - Continued

| Appropriation or Fund Account<br><br>Title  | Account Symbol            |     |     |             | Balances,<br>Beginning of<br>Fiscal Year | Appropriations<br>and Other<br>Obligational<br>Authority <sup>1</sup> | Transfers<br>Borrowings<br>and<br>Investment<br>(Net) <sup>2</sup> | Outlays<br>(Net) | Balances<br>Withdrawn<br>and Other<br>Transactions <sup>3</sup> | Balances, End<br>of Fiscal Year |                            |
|---|---------------------------|-----|-----|-------------|--|---|--|------------------|---|---------------------------------|----------------------------|
|   | Period of<br>Availability | ATA | AID | MAIN<br>SUB |  |   |  |                  |   |                                 |                            |
| <b>Environmental Protection Agency</b>  |                           |     |     |             |  |   |  |                  |   |                                 |                            |
| <b>General Fund Accounts</b>  |                           |     |     |             |  |   |  |                  |   |                                 |                            |
| State and Tribal Assistance Grants, Environmental Protection Agency<br>Fund Resources:    |                           |     |     |             |  |   |  |                  |   |                                 |                            |
| Undisbursed Funds   | 2022-2031                 |     | 068 | 0103        | 000                                      | <sup>4</sup> 1,616,000,000.00   | -----  | -----            | 4,266,710.32  | -----                           | 1,611,733,289.68           |
|   | 2022-2028                 |     |     |             |  | 1,550,000,000.00  | -----  | -----            | 1,303,669,698.55  | -----                           | 246,330,301.45             |
|   | 2022-2027                 |     |     |             |  | 3,000,000,000.00  | -----  | -----            | 1,115,072.52  | -----                           | 2,998,884,927.48           |
|   | 2022-2026                 |     |     |             |  | 4,765,000,000.00  | -----  | -----            | 4,837,909.45  | -----                           | 4,760,162,090.55           |
|   | 2022-2024                 |     |     |             |  | 26,970,000,000.00   | -----  | -----            | -----   | -----                           | 26,970,000,000.00          |
|   | No Year                   |     |     |             |  | 18,309,465,894.06   | 16,917,649,000.00  | -----            | 5,755,566,954.55  | -----                           | 29,471,547,939.51          |
|   | Subtotal                  |     | 068 | 0103        | 000                                      | 56,210,465,894.06   | 16,917,649,000.00  | -----            | 7,069,456,345.39  | -----                           | 66,058,658,548.67          |
| Science and Technology, Environmental Protection Agency<br>Fund Resources:                |                           |     |     |             |  |   |  |                  |   |                                 |                            |
| Undisbursed Funds   | 2022-2031                 |     | 068 | 0107        | 000                                      | 15,000,000.00   | -----  | -----            | 41,608.30   | -----                           | 14,958,391.70              |
|   | 2023-2024                 |     |     |             |  | -----   | 802,276,000.00   | -----            | 497,710,870.58  | -----                           | 304,565,129.42             |
|   | 2022-2023                 |     |     |             |  | 262,301,564.97  | -----  | -----            | 189,644,440.18  | -----                           | 72,657,124.79              |
|   | 2021-2022                 |     |     |             |  | 72,787,148.23   | -----  | -----            | 34,781,099.51   | -----                           | 38,006,048.72              |
|   | 2020-2021                 |     |     |             |  | 37,685,448.32   | -----  | -----            | 15,327,442.67   | -----                           | 22,358,005.65              |
|   | 2019-2020                 |     |     |             |  | 18,033,903.46   | -----  | -----            | 6,627,754.61  | -----                           | 11,406,148.85              |
|   | 2018-2019                 |     |     |             |  | 6,703,022.60  | -----  | -----            | 2,377,861.96  | -----                           | 4,325,160.64               |
|   | 2017-2018                 |     |     |             |  | 4,350,843.84  | -----  | -----            | 754,002.35  | -----                           | <sup>5</sup> 3,596,841.49  |
|   | 2016-2017                 |     |     |             |  | 3,950,853.93  | -----  | -----            | 305,515.78  | -----                           | <sup>6</sup> 3,645,338.15  |
|   | 2015-2016                 |     |     |             |  | 4,285,276.73  | -----  | -----            | 8,956.61  | 4,276,320.12                    | -----                      |
|   | No Year                   |     |     |             |  | 129,732.03  | -----  | 615,000.00       | -----   | -----                           | 744,732.03                 |
|   | Subtotal                  |     | 068 | 0107        | 000                                      | 425,227,794.11  | 802,276,000.00   | 615,000.00       | 747,579,552.55  | 4,276,320.12                    | 476,262,921.44             |
| Environmental Programs and Management, Environmental Protection Agency<br>Fund Resources: |                           |     |     |             |  |   |  |                  |   |                                 |                            |
| Undisbursed Funds   | 2022-2031                 |     | 068 | 0108        | 000                                      | <sup>4</sup> 376,500,000.00   | -----  | -----            | 2,685,353.89  | -----                           | 373,814,646.11             |
|   | 2022-2026                 |     |     |             |  | 3,188,131,257.52  | -----  | -----            | 8,716,454.19  | -----                           | 3,179,414,803.33           |
|   | 2023-2024                 |     |     |             |  | -----   | 3,266,330,000.00   | -10,000.00       | 1,992,615,419.17  | -----                           | 1,273,704,580.83           |
|   | 2022-2023                 |     |     |             |  | 1,008,904,645.29  | -----  | 10,000.00        | 421,354,675.00  | -----                           | 587,559,970.29             |
|   | 2021-2022                 |     |     |             |  | 469,958,582.96  | -----  | -----            | 214,276,285.93  | -----                           | 255,682,297.03             |
|   | 2020-2021                 |     |     |             |  | 247,629,529.21  | -----  | -----            | 118,342,708.74  | -----                           | 129,286,820.47             |
|   | 2019-2020                 |     |     |             |  | 86,371,410.50   | -----  | -----            | 40,892,286.70   | -----                           | 45,479,123.80              |
|   | 2018-2019                 |     |     |             |  | 58,375,010.30   | -----  | -----            | 22,319,494.16   | -----                           | 36,055,516.14              |
|   | 2017-2018                 |     |     |             |  | 48,015,419.58   | -----  | -----            | 13,464,643.84   | -----                           | <sup>5</sup> 34,550,775.74 |
|   | 2016-2017                 |     |     |             |  | 23,233,348.43   | -----  | -----            | 3,772,710.76  | -----                           | <sup>5</sup> 19,460,637.67 |
|   | 2015-2016                 |     |     |             |  | 16,619,563.07   | -----  | -----            | 245,033.86  | 16,374,529.21                   | -----                      |
|   | 2008-2009                 |     |     |             |  | -5,392.08   | -----  | -----            | -----   | -----                           | <sup>57</sup> -5,392.08    |
|   | No Year                   |     |     |             |  | 422,094,183.66  | 413,866,000.00   | -----            | 109,205,767.05  | -----                           | 726,754,416.61             |

Footnotes at End of Chapter



## Appropriations, Outlays, and Balances - Continued

| Appropriation or Fund Account<br><br>Title   | Account Symbol            |     |     |      | Balances,<br>Beginning of<br>Fiscal Year | Appropriations<br>and Other<br>Obligational<br>Authority <sup>1</sup> | Transfers<br>Borrowings<br>and<br>Investment<br>(Net) <sup>2</sup> | Outlays<br>(Net) | Balances<br>Withdrawn<br>and Other<br>Transactions <sup>3</sup> | Balances, End<br>of Fiscal Year |                         |
|--|---------------------------|-----|-----|------|--|---|--|------------------|---|---------------------------------|-------------------------|
|  | Period of<br>Availability | ATA | AID | MAIN |  |   |  |                  |   |                                 | SUB                     |
| Funds Held Outside the Treasury  | 2023-2024                 |     |     |      | -----                                    | -----   | 10,000.00  | -----            | -----   | 10,000.00                       |                         |
|  | 2022-2023                 |     |     |      | 10,000.00                                | -----   | -10,000.00   | -----            | -----   | -----                           |                         |
|  | Subtotal                  |     | 068 | 0108 | 000                                      | 5,945,837,558.44  | 3,680,196,000.00   | -----            | 2,947,890,833.29  | 16,374,529.21                   | 6,661,768,195.94        |
| Energy Research and Development, Environmental Protection Agency<br>Fund Resources:                                |                           |     |     |      |  |   |  |                  |   |                                 |                         |
| Undisbursed Funds  | No Year                   |     | 068 | 0109 | 000                                      | 5,259.72  | -----  | -----            | -----   | 5,259.72                        |                         |
| Buildings and Facilities, Environmental Protection Agency<br>Fund Resources:                                       |                           |     |     |      |  |   |  |                  |   |                                 |                         |
| Undisbursed Funds  | 2020-2021                 |     | 068 | 0110 | 000                                      | 6,010.00  | -----  | -----            | -----   | 6,010.00                        |                         |
|  | No Year                   |     |     |      |  | 62,252,289.19   | 48,752,000.00  | -----            | 27,174,835.82   | -----                           | 83,829,453.37           |
|  | Subtotal                  |     | 068 | 0110 | 000                                      | 62,258,299.19   | 48,752,000.00  | -----            | 27,174,835.82   | -----                           | 83,835,463.37           |
| Office of Inspector General, Environmental Protection Agency<br>Fund Resources:                                    |                           |     |     |      |  |   |  |                  |   |                                 |                         |
| Undisbursed Funds  | 2022-2026                 |     | 068 | 0112 | 000                                      | 124,910.56  | -----  | -----            | 2,244.27  | -----                           | 122,666.29              |
|  | 2023-2024                 |     |     |      |  | -----   | 44,030,000.00  | -----            | 39,750,394.65   | -----                           | 4,279,605.35            |
|  | 2022-2023                 |     |     |      |  | 3,359,051.44  | -----  | -----            | 3,033,348.88  | -----                           | 325,702.56              |
|  | 2021-2022                 |     |     |      |  | 408,935.64  | -----  | -----            | 56,771.44   | -----                           | 352,164.20              |
|  | 2020-2021                 |     |     |      |  | 315,002.70  | -----  | -----            | 32,161.19   | -----                           | 282,841.51              |
|  | 2019-2020                 |     |     |      |  | 756,248.44  | -----  | -----            | 26,205.00   | -----                           | 730,043.44              |
|  | 2018-2019                 |     |     |      |  | 195,650.11  | -----  | -----            | 25,335.21   | -----                           | 170,314.90              |
|  | 2017-2018                 |     |     |      |  | 253,844.66  | -----  | -----            | -----   | -----                           | <sup>5</sup> 253,844.66 |
|  | 2016-2017                 |     |     |      |  | 175,686.53  | -----  | -----            | -----   | -----                           | <sup>5</sup> 175,686.53 |
|  | 2015-2016                 |     |     |      |  | 545,597.38  | -----  | -----            | -----   | 545,597.39                      | -----                   |
|  | No Year                   |     |     |      |  | 62,993,570.85   | 49,423,000.00  | -----            | 20,162,989.08   | -----                           | 92,253,581.77           |
|  | Subtotal                  |     | 068 | 0112 | 000                                      | 69,128,498.31   | 93,453,000.00  | -----            | 63,089,449.71   | 545,597.39                      | 98,946,451.21           |
| Abatement, Control and Compliance Loan Program, Environmental<br>Protection Agency<br>Fund Resources:              |                           |     |     |      |  |   |  |                  |   |                                 |                         |
| Undisbursed Funds  | 2008                      |     | 068 | 0118 | 000                                      | -32,529.80  | -----  | -----            | -----   | -----                           | <sup>7</sup> -32,529.80 |
| Payment to the Hazardous Substances Superfund, Environmental<br>Protection Agency<br>Fund Resources:               |                           |     |     |      |  |   |  |                  |   |                                 |                         |
| Undisbursed Funds  | No Year                   |     | 068 | 0250 | 000                                      | -----   | 1,217,809,376.46   | -----            | 1,217,809,376.46  | -----                           | -----                   |
| Payment to the Leaking Underground Storage Tank Trust Fund,<br>Environmental Protection Agency<br>Fund Resources:  |                           |     |     |      |  |   |  |                  |   |                                 |                         |
| Undisbursed Funds  | No Year                   |     | 068 | 0251 | 000                                      | -----   | 1,000,000.00   | -----            | 1,000,000.00  | -----                           | -----                   |
| Water Infrastructure Finance and Innovation Program Account,<br>Environmental Protection Agency<br>Fund Resources: |                           |     |     |      |  |   |  |                  |   |                                 |                         |
| Undisbursed Funds  | 2023-2024                 |     | 068 | 0254 | 000                                      | -----   | 7,640,000.00   | -----            | 6,595,736.49  | -----                           | 1,044,263.51            |
|  | 2022-2023                 |     |     |      |  | 632,427.82  | -----  | -----            | 628,030.10  | -----                           | 4,397.72                |

Footnotes at End of Chapter

**Appropriations, Outlays, and Balances - Continued**

| Appropriation or Fund Account<br><br>Title  | Account Symbol            |     |     |      | Balances,<br>Beginning of<br>Fiscal Year | Appropriations<br>and Other<br>Obligational<br>Authority <sup>1</sup> | Transfers<br>Borrowings<br>and<br>Investment<br>(Net) <sup>2</sup> | Outlays<br>(Net) | Balances<br>Withdrawn<br>and Other<br>Transactions <sup>3</sup> | Balances, End<br>of Fiscal Year |                |
|---|---------------------------|-----|-----|------|--|---|--|------------------|---|---------------------------------|----------------|
|   | Period of<br>Availability | ATA | AID | MAIN |  |   |  |                  |   |                                 | SUB            |
|   | 2021-2022                 |     |     |      | 88,194.16                                | -----   | -----  | 87,369.70        | -----   | 824.46                          |                |
|   | 2020-2021                 |     |     |      | 1,866.41                                 | -----   | -----  | -----            | -----   | 1,866.41                        |                |
|   | 2019-2020                 |     |     |      | 65,075.27                                | -----   | -----  | 2,623.71         | -----   | 62,451.56                       |                |
|   | 2018-2019                 |     |     |      | 21,634.74                                | -----   | -----  | -41,821.02       | -----   | 63,455.76                       |                |
|   | 2017-2018                 |     |     |      | 225.02                                   | -----   | -----  | -----            | -----   | <sup>5</sup> 225.02             |                |
|   | No Year                   |     |     |      | 325,433,752.40                           | 358,731,952.16  | -----  | 298,977,143.03   | -----   | 385,188,561.53                  |                |
|   | Subtotal                  |     | 068 | 0254 | 000                                      | 326,243,175.82  | 366,371,952.16   | -----            | 306,249,082.01  | -----                           | 386,366,045.97 |
| <b>Special Fund Accounts</b>  |                           |     |     |      |  |   |  |                  |   |                                 |                |
| Exxon Valdez Settlement Fund, Environmental Protection Agency<br>Fund Resources:                              |                           |     |     |      |  |   |  |                  |   |                                 |                |
| Undisbursed Funds   | No Year                   |     | 068 | 5297 | 000                                      | 1.23  | -----  | -----            | -----   | 1.23                            |                |
| Pesticide Registration Fund, Environmental Protection Agency<br>Fund Resources:                               |                           |     |     |      |  |   |  |                  |   |                                 |                |
| Undisbursed Funds   | No Year                   |     | 068 | 5374 | 000                                      | 19,664,463.70   | 20,328,025.51  | -----            | 21,757,680.31   | -----                           | 18,234,808.90  |
| <b>Public Enterprise Funds</b>  |                           |     |     |      |  |   |  |                  |   |                                 |                |
| Reregistration and Expedited Processing Revolving Fund, Environmental<br>Protection Agency<br>Fund Resources: |                           |     |     |      |  |   |  |                  |   |                                 |                |
| Undisbursed Funds   | No Year                   |     | 068 | 4310 | 000                                      | 31,338,072.92   | -----  | -----            | 512,477.09  | -----                           | 30,825,595.83  |
| Hazardous Waste Electronic Manifest System Fund, Environmental<br>Protection Agency<br>Fund Resources:        |                           |     |     |      |  |   |  |                  |   |                                 |                |
| Undisbursed Funds   | 2017-2019                 |     | 068 | 4330 | 000                                      | 1,420.63  | -----  | -----            | -----   | 1,420.63                        |                |
|   | 2016-2018                 |     |     |      |  | 65,288.06   | -----  | -----            | -----   | <sup>5</sup> 65,288.06          |                |
|   | 2015-2017                 |     |     |      |  | 144,349.86  | -----  | -----            | -----   | <sup>5</sup> 144,349.86         |                |
|   | No Year                   |     |     |      |  | 32,029,002.91   | -----  | -----            | -----   | 45,213,555.92                   |                |
|   | Subtotal                  |     | 068 | 4330 | 000                                      | 32,240,061.46   | -----  | -----            | -13,184,553.01  | -----                           | 45,424,614.47  |
| Damage Assessment and Restoration Revolving Fund, Environmental<br>Protection Agency<br>Fund Resources:       |                           |     |     |      |  |   |  |                  |   |                                 |                |
| Undisbursed Funds   | No Year                   |     | 068 | 4365 | 000                                      | 2,123,364.23  | 1,340,000.00   | 48,629.28        | 967,789.26  | -----                           | 2,544,204.25   |
| <b>Intragovernmental Funds</b>  |                           |     |     |      |  |   |  |                  |   |                                 |                |
| Working Capital Fund, Environmental Protection Agency<br>Fund Resources:                                      |                           |     |     |      |  |   |  |                  |   |                                 |                |
| Undisbursed Funds   | No Year                   |     | 068 | 4565 | 000                                      | 112,991,208.25  | -----  | -----            | -3,772,497.81   | -----                           | 116,763,706.06 |
| <b>Trust Fund Accounts</b>  |                           |     |     |      |  |   |  |                  |   |                                 |                |
| Hazardous Substance Superfund - Treasury Managed, Environmental<br>Protection Agency<br>Fund Resources:       |                           |     |     |      |  |   |  |                  |   |                                 |                |
| Undisbursed Funds   | 2023-2024                 |     | 068 | 8145 | 000                                      | -----   | 24,242,306.28  | -----            | 24,242,306.28   | -----                           | -----          |
|   | 2022-2023                 |     |     |      |  | -----   | 16,142,772.71  | -----            | 16,142,772.71   | -----                           | -----          |
|   | 2021-2022                 |     |     |      |  | -----   | 4,064,675.92   | -----            | 4,064,675.92  | -----                           | -----          |

Footnotes at End of Chapter

## Appropriations, Outlays, and Balances - Continued

| Appropriation or Fund Account<br><br>Title   | Account Symbol            |     |     |      | Balances,<br>Beginning of<br>Fiscal Year | Appropriations<br>and Other<br>Obligational<br>Authority <sup>1</sup> | Transfers<br>Borrowings<br>and<br>Investment<br>(Net) <sup>2</sup> | Outlays<br>(Net)  | Balances<br>Withdrawn<br>and Other<br>Transactions <sup>3</sup> | Balances, End<br>of Fiscal Year |                   |
|--|---------------------------|-----|-----|------|--|---|--|-------------------|---|---------------------------------|-------------------|
|  | Period of<br>Availability | ATA | AID | MAIN |  |   |  |                   |   |                                 | SUB               |
|  | 2020-2021                 |     |     |      | 48,041.94                                | 951,790.81  | -----  | 885,124.19        | -----   | 114,708.56                      |                   |
|  | 2019-2020                 |     |     |      | -----                                    | 59,644.98   | -----  | 59,644.98         | -----   | -----                           |                   |
|  | 2018-2019                 |     |     |      | -----                                    | 3,865.72  | -----  | 3,865.72          | -----   | -----                           |                   |
|  | No Year                   |     |     |      | 103,683,499.38                           | 1,308,994,429.80  | -1,601,341,219.05  | -----             | -----   | 7 -188,663,289.87               |                   |
| Transfer To:   |                           |     |     |      |  |   |  |                   |   |                                 |                   |
| Environmental Protection Agency  | No Year                   | 068 | 068 | 8145 | 000                                      | 140,690,675.98  | 1,602,192,833.96   | -----             | 1,611,634,623.49  | -----                           | 131,248,886.45    |
| Centers for Disease Control, Health and Human Services   | No Year                   | 075 | 068 | 8145 | 009                                      | 549,773.42  | -----  | -----             | -50,717.36  | -----                           | 600,490.78        |
| Unrealized Discount on Investments   |                           |     | 068 | 8145 | 000                                      | -303,209,618.25   | -----  | -45,049,841.36    | -----   | -----                           | -348,259,459.61   |
| Investments in US Treasury Securities  |                           |     |     |      |  | 9,359,855,511.19  | -----  | 1,646,391,060.41  | -----   | -----                           | 11,006,246,571.60 |
| Subtotal   |                           |     | 068 | 8145 | 000                                      | 9,301,617,883.66  | 2,956,652,320.18   | 0.00              | 1,656,982,295.93  | -----                           | 10,601,287,907.91 |
| Leaking Underground Storage Tank Trust Fund - Treasury Managed,<br>Environmental Protection Agency<br>Fund Resources:            |                           |     |     |      |  |   |  |                   |   |                                 |                   |
| Undisbursed Funds  | No Year                   |     | 068 | 8153 | 000                                      | 13,817,000.00   | 157,141,085.31   | -164,947,865.75   | -----   | -----                           | 6,010,219.56      |
| Transfer To:   |                           |     |     |      |  |   |  |                   |   |                                 |                   |
| Environmental Protection Agency  | No Year                   | 068 | 068 | 8153 | 000                                      | 10,349,482.09   | 95,479,669.30  | -----             | 91,235,947.71   | -----                           | 14,593,203.68     |
| Unrealized Discount on Investments   |                           |     |     |      |  | -35,928,651.86  | -----  | -16,087,087.44    | -----   | -----                           | -52,015,739.30    |
| Investments in US Treasury Securities  |                           |     |     |      |  | 1,251,042,029.03  | -----  | 181,034,953.19    | -----   | -----                           | 1,432,076,982.22  |
| Subtotal   |                           |     | 068 | 8153 | 000                                      | 1,239,279,859.26  | 252,620,754.61   | -----             | 91,235,947.71   | -----                           | 1,400,664,666.16  |
| Inland Oil Spill Programs, Environmental Protection Agency<br>Fund Resources:  |                           |     |     |      |  |   |  |                   |   |                                 |                   |
| Undisbursed Funds  | No Year                   |     | 068 | 8221 | 000                                      | 18,919,066.17   | 22,072,000.00  | -----             | 20,435,116.22   | -----                           | 20,555,949.95     |
| <b>Deductions for Offsetting Receipts</b>  |                           |     |     |      |  |   |  |                   |   |                                 |                   |
| Proprietary Receipts from the Public   |                           |     |     |      |  | -----   | -256,585,191.60  | -----             | -308,669,691.24   | -----                           | -----             |
| Intrabudgetary Receipts Deducted by Agency   |                           |     |     |      |  | -----   | -1,228,683,331.11  | -----             | -1,228,683,331.11   | -----                           | -----             |
| Offsetting Governmental Receipts   |                           |     |     |      |  | -----   | -31,582,842.98   | -----             | -31,582,842.98  | -----                           | -----             |
| Total, Offsetting Receipts   |                           |     |     |      |  | -----   | -1,516,851,365.69  | -----             | -1,568,935,865.33   | -----                           | -----             |
| Total, Environmental Protection Agency   |                           |     |     |      |  | 73,797,307,930.73   | 24,863,669,063.23  | 663,629.28        | 12,586,247,865.60   | 21,196,446.72                   | 86,002,111,811.28 |
| <b>Memorandum</b>  |                           |     |     |      |  |   |  |                   |   |                                 |                   |
| <b>Financing Accounts</b>  |                           |     |     |      |  |   |  |                   |   |                                 |                   |
| <b>Public Enterprise Funds</b>   |                           |     |     |      |  |   |  |                   |   |                                 |                   |
| Water Infrastructure Finance and Innovation Direct Loan Financing<br>Account, Environmental Protection Agency<br>Fund Resources: |                           |     |     |      |  |   |  |                   |   |                                 |                   |
| Undisbursed Funds  | No Year                   |     | 068 | 4372 | 000                                      | 769,045.25  | -----  | 1,396,045,669.01  | 1,379,373,530.13  | -----                           | 17,441,184.13     |
| Authority to Borrow from the Treasury  |                           |     |     |      |  | 14,243,688,192.75   | 6,000,000,000.00   | -1,694,628,229.40 | -----   | 2,816,965,209.65                | 15,732,094,753.70 |
| Subtotal   |                           |     | 068 | 4372 | 000                                      | 14,244,457,238.00   | 6,000,000,000.00   | -298,582,560.39   | 1,379,373,530.13  | 2,816,965,209.65                | 15,749,535,937.83 |
| Total, Financing Accounts  |                           |     |     |      |  | 14,244,457,238.00   | 6,000,000,000.00   | -298,582,560.39   | 1,379,373,530.13  | 2,816,965,209.65                | 15,749,535,937.83 |

Footnotes at End of Chapter

---

**Footnotes**

---

- 1 The amounts in this column, unless otherwise footnoted, represent appropriations, increases and rescissions in borrowing authority or new contract authority. Appropriation accounts with appropriation transfer activity are presented in Table 1 (Appropriations and Appropriation Transfers) at the end of this chapter.
- 2 The amounts in this column, unless otherwise footnoted, represent transfers - other than appropriation transfers, borrowings (gross), investments (net), unrealized discounts or funds held outside the Treasury.
- 3 The amounts in this column, unless otherwise footnoted, represent obligated balances canceled for fiscal year 2018 pursuant to 31 U.S.C. 1553 and adjustments to borrowing and contract authority.
- 4 The opening balance(s) of the following account(s) have been adjusted during the current fiscal year and do not agree with last year's closing balance(s):

| <u>Account Symbol: (ATA, AID, POA, MAIN, SUB)</u> | <u>Adjustment</u>   |
|---|---------------------|
| 068 2022-2031 0103 000 - Undi sbursed Funds       | -\$12, 500, 000. 00 |
| 068 2022-2031 0108 000 - Undi sbursed Funds       | \$12, 500, 000. 00  |

- 5 Pursuant to Public Law # 106-377, 114 Stat. 1441A-44, the balance for this account has been extended beyond the normal period of availability to liquidate obligations.
- 6 Pursuant to Public Law # 116-94, 133 Stat. 2936, the balance for this account has been extended beyond the normal period of availability to liquidate obligations.
- 7 Subject to disposition by the administrative agency.

## Appropriations, Outlays, and Balances - Continued

### Footnotes

**Table 1 - Appropriations and Appropriation Transfers - Environmental Protection Agency**

| AID          | ATA | Period of Availability | MAIN | Net Appropriations and Appropriation Transfers | Appropriation Amount     | Net Appropriation Transfers | AID Involved | ATA Involved | Period of Availability Involved | MAIN Involved | Amount From or To (-) |
|--------------|-----|------------------------|------|--|--------------------------|-----------------------------|--------------|--------------|---------------------------------|---------------|-----------------------|
| 068          |     | X                      | 0103 | 16,930,949,000.00                              | 16,979,938,000.00        | -48,989,000.00              | 068          |              | X                               | 0112          | -47,489,000.00        |
|              |     |                        |      |  |                          |                             | 513          |              | X                               | 1200          | -1,500,000.00         |
| 068          |     | X                      | 0108 | 413,866,000.00                                 | 412,268,500.04           | 1,597,499.96                | 068          |              | X                               | 0112          | -1,934,000.00         |
|              |     |                        |      |  |                          |                             | 068          |              | X                               | 5664          | 3,531,499.96          |
| 068          |     | X                      | 0112 | 49,423,000.00                                  | 0.00                     | 49,423,000.00               | 068          |              | X                               | 0103          | 47,489,000.00         |
|              |     |                        |      |  |                          |                             | 068          |              | X                               | 0108          | 1,934,000.00          |
| 068          |     | X                      | 4365 | 1,340,000.00                                   | 0.00                     | 1,340,000.00                | 014          |              | X                               | 5198          | 1,340,000.00          |
| 068          |     | X                      | 5664 | 0.00   | 3,531,499.96             | -3,531,499.96               | 068          |              | X                               | 0108          | -3,531,499.96         |
| 068          |     | X                      | 8145 | -1,647,657,890.38                              | 0.00                     | -1,647,657,890.38           | 068          |              | 1819                            | 8145          | -3,865.72             |
|              |     |                        |      |  |                          |                             | 068          |              | 1920                            | 8145          | -59,644.98            |
|              |     |                        |      |  |                          |                             | 068          |              | 2021                            | 8145          | -951,790.81           |
|              |     |                        |      |  |                          |                             | 068          |              | 2122                            | 8145          | -4,064,675.92         |
|              |     |                        |      |  |                          |                             | 068          |              | 2223                            | 8145          | -16,142,772.71        |
|              |     |                        |      |  |                          |                             | 068          |              | 2324                            | 8145          | -24,242,306.28        |
|              |     |                        |      |  |                          |                             | 068          | 068          | X                               | 8145          | -1,602,192,833.96     |
| 068          |     | 1819                   | 8145 | 3,865.72                                       | 0.00                     | 3,865.72                    | 068          |              | X                               | 8145          | 3,865.72              |
| 068          |     | 1920                   | 8145 | 59,644.98                                      | 0.00                     | 59,644.98                   | 068          |              | X                               | 8145          | 59,644.98             |
| 068          |     | 2021                   | 8145 | 951,790.81                                     | 0.00                     | 951,790.81                  | 068          |              | X                               | 8145          | 951,790.81            |
| 068          |     | 2122                   | 8145 | 4,064,675.92                                   | 0.00                     | 4,064,675.92                | 068          |              | X                               | 8145          | 4,064,675.92          |
| 068          |     | 2223                   | 8145 | 16,142,772.71                                  | 0.00                     | 16,142,772.71               | 068          |              | X                               | 8145          | 16,142,772.71         |
| 068          |     | 2324                   | 8145 | 24,242,306.28                                  | 0.00                     | 24,242,306.28               | 068          |              | X                               | 8145          | 24,242,306.28         |
| 068          |     | X                      | 8153 | -95,479,669.30                                 | 0.00                     | -95,479,669.30              | 068          | 068          | X                               | 8153          | -95,479,669.30        |
| 068          |     | X                      | 8221 | 22,072,000.00                                  | 0.00                     | 22,072,000.00               | 070          |              | X                               | 8185          | 22,072,000.00         |
| 068          | 068 | X                      | 8145 | 1,602,192,833.96                               | 0.00                     | 1,602,192,833.96            | 068          |              | X                               | 8145          | 1,602,192,833.96      |
| 068          | 068 | X                      | 8153 | 95,479,669.30                                  | 0.00                     | 95,479,669.30               | 068          |              | X                               | 8153          | 95,479,669.30         |
| <b>Total</b> |     |                        |      | <b>17,417,650,000.00</b>                       | <b>17,395,738,000.00</b> | <b>21,912,000.00</b>        |              |              |                                 |               | <b>21,912,000.00</b>  |

Appropriations, Outlays, and Balances - Continued

| Appropriation or Fund Account<br><br>Title   | Account Symbol            |     |     |      | Balances,<br>Beginning of<br>Fiscal Year | Appropriations<br>and Other<br>Obligational<br>Authority <sup>1</sup> | Transfers<br>Borrowings<br>and<br>Investment<br>(Net) <sup>2</sup> | Outlays<br>(Net) | Balances<br>Withdrawn<br>and Other<br>Transactions <sup>3</sup> | Balances, End<br>of Fiscal Year |               |
|--|---------------------------|-----|-----|------|--|---|--|------------------|---|---------------------------------|---------------|
|  | Period of<br>Availability | ATA | AID | MAIN |  |   |  |                  |   |                                 | SUB           |
| <b>Executive Office of the President</b>   |                           |     |     |      |  |   |  |                  |   |                                 |               |
| <b>General Fund Accounts</b>   |                           |     |     |      |  |   |  |                  |   |                                 |               |
| Salaries and Expenses, Office of the National Cyber Director,<br>Executive Office of the President |                           |     |     |      |  |   |  |                  |   |                                 |               |
| Fund Resources:  |                           |     |     |      |  |   |  |                  |   |                                 |               |
| Undisbursed Funds  | 2023                      |     | 011 | 1800 | 000                                      | -----   | 21,926,000.00  | -----            | 12,078,025.73   | -----                           | 9,847,974.27  |
|  | 2022                      |     |     |      |  | 17,824,115.92   | -----  | -----            | 6,514,002.10  | -----                           | 11,310,113.82 |
|  | 2021                      |     |     |      |  | 9,899.19  | -----  | -----            | 113.72  | -----                           | 9,785.47      |
|  | Subtotal                  |     | 011 | 1800 | 000                                      | 17,834,015.11   | 21,926,000.00  | -----            | 18,592,141.55   | -----                           | 21,167,873.56 |
| <b>The White House</b>   |                           |     |     |      |  |   |  |                  |   |                                 |               |
| <b>General Fund Accounts</b>   |                           |     |     |      |  |   |  |                  |   |                                 |               |
| Compensation of the President, Executive Office of the President                                   |                           |     |     |      |  |   |  |                  |   |                                 |               |
| Fund Resources:  |                           |     |     |      |  |   |  |                  |   |                                 |               |
| Undisbursed Funds  | 2023                      |     | 011 | 0001 | 000                                      | -----   | 450,000.00   | -----            | 431,047.40  | -----                           | 18,952.60     |
|  | 2022                      |     |     |      |  | 29,453.20   | -----  | -----            | 21,793.17   | -----                           | 7,660.03      |
|  | 2021                      |     |     |      |  | 5,542.41  | -----  | -----            | -----   | -----                           | 5,542.41      |
|  | 2020                      |     |     |      |  | 23,109.14   | -----  | -----            | -----   | -----                           | 23,109.14     |
|  | 2019                      |     |     |      |  | 25,910.80   | -----  | -----            | -----   | -----                           | 25,910.80     |
|  | 2018                      |     |     |      |  | 32,270.78   | -----  | -----            | -----   | 32,270.78                       | -----         |
|  | Subtotal                  |     | 011 | 0001 | 000                                      | 116,286.33  | 450,000.00   | -----            | 452,840.57  | 32,270.78                       | 81,174.98     |
| Salaries and Expenses, the White House, Executive Office of the President                          |                           |     |     |      |  |   |  |                  |   |                                 |               |
| Fund Resources:  |                           |     |     |      |  |   |  |                  |   |                                 |               |
| Undisbursed Funds  | 2023                      |     | 011 | 0110 | 000                                      | -----   | 77,181,000.00  | -----            | 63,311,674.23   | -----                           | 13,869,325.77 |
|  | 2022                      |     |     |      |  | 7,798,616.49  | -----  | -----            | 6,298,400.20  | -----                           | 1,500,216.29  |
|  | 2021-2022                 |     |     |      |  | 663.00  | -----  | -----            | -----   | -----                           | 663.00        |
|  | 2021                      |     |     |      |  | 1,607,172.71  | -----  | -----            | 695,205.25  | -----                           | 911,967.46    |
|  | 2020                      |     |     |      |  | 1,730,594.56  | -----  | -----            | -384.80   | -----                           | 1,730,979.36  |
|  | 2019                      |     |     |      |  | 1,168,060.50  | -----  | -----            | 337,471.88  | -----                           | 830,588.62    |
|  | 2018                      |     |     |      |  | 810,889.33  | -----  | -----            | 25,206.91   | 785,682.42                      | -----         |
|  | Subtotal                  |     | 011 | 0110 | 000                                      | 13,115,996.59   | 77,181,000.00  | -----            | 70,667,573.67   | 785,682.42                      | 18,843,740.50 |
| Total, The White House   |                           |     |     |      |  | 13,232,282.92   | 77,631,000.00  | -----            | 71,120,414.24   | 817,953.20                      | 18,924,915.48 |
| <b>Executive Residence at the White House</b>  |                           |     |     |      |  |   |  |                  |   |                                 |               |
| <b>General Fund Accounts</b>   |                           |     |     |      |  |   |  |                  |   |                                 |               |
| White House Repair and Restoration, Executive Office of the President                              |                           |     |     |      |  |   |  |                  |   |                                 |               |
| Fund Resources:  |                           |     |     |      |  |   |  |                  |   |                                 |               |
| Undisbursed Funds  | No Year                   |     | 011 | 0109 | 000                                      | 3,230,834.59  | 2,500,000.00   | -----            | 1,039,223.65  | -----                           | 4,691,610.94  |
| Operating Expenses, Executive Residence at the White House, Executive                              |                           |     |     |      |  |   |  |                  |   |                                 |               |

Footnotes at End of Chapter

## Appropriations, Outlays, and Balances - Continued

| Appropriation or Fund Account<br><br>Title   | Account Symbol            |     |     |      |     | Balances,<br>Beginning of<br>Fiscal Year | Appropriations<br>and Other<br>Obligational<br>Authority <sup>1</sup> | Transfers<br>Borrowings<br>and<br>Investment<br>(Net) <sup>2</sup> | Outlays<br>(Net) | Balances<br>Withdrawn<br>and Other<br>Transactions <sup>3</sup> | Balances, End<br>of Fiscal Year |
|--|---------------------------|-----|-----|------|-----|--|---|--|------------------|---|---------------------------------|
|  | Period of<br>Availability | ATA | AID | MAIN | SUB |  |   |  |                  |   |                                 |
| Office of the President<br>Fund Resources:<br>Undisbursed Funds  | 2023                      |     | 011 | 0210 | 000 | -----<br>15,609,000.00                   | 15,609,000.00   | -----  | 13,782,922.43    | -----   | 1,826,077.57                    |
|  | 2022                      |     |     |      |     | 905,183.90                               | -----   | -----  | -78,526.61       | -----   | 983,710.51                      |
|  | 2021                      |     |     |      |     | 859,257.90                               | -----   | -----  | 209,517.11       | -----   | 649,740.79                      |
|  | 2020                      |     |     |      |     | 310,819.69                               | -----   | -----  | -----            | -----   | 310,819.69                      |
|  | 2019                      |     |     |      |     | 614,792.45                               | -----   | -----  | -----            | -----   | 614,792.45                      |
|  | 2018                      |     |     |      |     | 684,813.53                               | -----   | -----  | -----            | 684,813.53  | -----                           |
|  | Subtotal                  |     | 011 | 0210 | 000 | 3,374,867.47                             | 15,609,000.00   | -----  | 13,913,912.93    | 684,813.53  | 4,385,141.01                    |
| <b>Public Enterprise Funds</b>   |                           |     |     |      |     |  |   |  |                  |   |                                 |
| Reimbursable Expenses, Executive Residence at the White House,<br>Executive Office of President<br>Fund Resources:<br>Undisbursed Funds  | No Year                   |     | 011 | 4263 | 000 | 25,000.00                                | -----   | -----  | -----            | -----   | 25,000.00                       |
| Total, Executive Residence at the White House  |                           |     |     |      |     | 6,630,702.06                             | 18,109,000.00   | -----  | 14,953,136.58    | 684,813.53  | 9,101,751.95                    |
| <b>Special Assistance to the President and the Official Residence of<br/>the Vice President</b>  |                           |     |     |      |     |  |   |  |                  |   |                                 |
| <b>General Fund Accounts</b>   |                           |     |     |      |     |  |   |  |                  |   |                                 |
| Operating Expenses, Official Residence of the Vice President<br>Fund Resources:<br>Undisbursed Funds                                     | 2023                      |     | 011 | 0211 | 000 | -----<br>321,000.00                      | 321,000.00  | -----  | 231,996.22       | -----   | 89,003.78                       |
|  | 2022                      |     |     |      |     | 123,488.79                               | -----   | -----  | 65,602.58        | -----   | 57,886.21                       |
|  | 2021                      |     |     |      |     | 50,443.45                                | -----   | -----  | 3,790.00         | -----   | 46,653.45                       |
|  | 2020                      |     |     |      |     | 141,988.03                               | -----   | -----  | -----            | -----   | 141,988.03                      |
|  | 2019                      |     |     |      |     | 95,293.11                                | -----   | -----  | -----            | -----   | 95,293.11                       |
|  | 2018                      |     |     |      |     | 86,789.84                                | -----   | -----  | -----            | 86,789.84   | -----                           |
|  | Subtotal                  |     | 011 | 0211 | 000 | 498,003.22                               | 321,000.00  | -----  | 301,388.80       | 86,789.84   | 430,824.58                      |
| Salaries and Expenses, Special Assistance to the President, Executive<br>Office of the President<br>Fund Resources:<br>Undisbursed Funds | 2023                      |     | 011 | 1454 | 000 | -----<br>6,576,000.00                    | 6,576,000.00  | -----  | 3,899,683.99     | -----   | 2,676,316.01                    |
|  | 2022                      |     |     |      |     | 1,537,045.64                             | -----   | -----  | 772,053.99       | -----   | 764,991.65                      |
|  | 2021                      |     |     |      |     | 467,424.93                               | -----   | -----  | 63,605.67        | -----   | 403,819.26                      |
|  | 2020                      |     |     |      |     | 488,201.37                               | -----   | -----  | 2,468.20         | -----   | 485,733.17                      |
|  | 2019                      |     |     |      |     | 195,574.70                               | -----   | -----  | -----            | -----   | 195,574.70                      |
|  | 2018                      |     |     |      |     | 305,804.36                               | -----   | -----  | 102,663.09       | 203,141.27  | -----                           |
|  | Subtotal                  |     | 011 | 1454 | 000 | 2,994,051.00                             | 6,576,000.00  | -----  | 4,840,474.94     | 203,141.27  | 4,526,434.79                    |
| Total, Special Assistance to the President and the Official Residence of<br>the Vice President   |                           |     |     |      |     | 3,492,054.22                             | 6,897,000.00  | -----  | 5,141,863.74     | 289,931.11  | 4,957,259.37                    |

Footnotes at End of Chapter

Appropriations, Outlays, and Balances - Continued

| Appropriation or Fund Account<br><br>Title   | Account Symbol            |     |     |      |     | Balances,<br>Beginning of<br>Fiscal Year | Appropriations<br>and Other<br>Obligational<br>Authority <sup>1</sup> | Transfers<br>Borrowings<br>and<br>Investment<br>(Net) <sup>2</sup> | Outlays<br>(Net) | Balances<br>Withdrawn<br>and Other<br>Transactions <sup>3</sup> | Balances, End<br>of Fiscal Year |
|--|---------------------------|-----|-----|------|-----|--|---|--|------------------|---|---------------------------------|
|  | Period of<br>Availability | ATA | AID | MAIN | SUB |  |   |  |                  |   |                                 |
| <b>Council of Economic Advisers</b>  |                           |     |     |      |     |  |   |  |                  |   |                                 |
| <b>General Fund Accounts</b>   |                           |     |     |      |     |  |   |  |                  |   |                                 |
| Salaries and Expenses, Council of Economic Advisers, Executive Office of the President   |                           |     |     |      |     |  |   |  |                  |   |                                 |
| Fund Resources:  |                           |     |     |      |     |  |   |  |                  |   |                                 |
| Undisbursed Funds  | 2023                      |     | 011 | 1900 | 000 | -----                                    | 4,903,000.00  | -----  | 3,488,784.44     | -----   | 1,414,215.56                    |
|  | 2022                      |     |     |      |     | 773,811.40                               | -----   | -----  | 412,359.39       | -----   | 361,452.01                      |
|  | 2021                      |     |     |      |     | 707,010.53                               | -----   | -----  | 201,710.99       | -----   | 505,299.54                      |
|  | 2020                      |     |     |      |     | 188,473.23                               | -----   | -----  | 15,625.79        | -----   | 172,847.44                      |
|  | 2019                      |     |     |      |     | 242,331.92                               | -----   | -----  | -----            | -----   | 242,331.92                      |
|  | 2018                      |     |     |      |     | 334,212.51                               | -----   | -----  | 910.55           | 333,301.96  | -----                           |
|  | Subtotal                  |     | 011 | 1900 | 000 | 2,245,839.59                             | 4,903,000.00  | -----  | 4,119,391.16     | 333,301.96  | 2,696,146.47                    |
| Total, Council of Economic Advisers  |                           |     |     |      |     | 2,245,839.59                             | 4,903,000.00  | -----  | 4,119,391.16     | 333,301.96  | 2,696,146.47                    |
| <b>Council on Environmental Quality and Office of Environmental Quality</b>  |                           |     |     |      |     |  |   |  |                  |   |                                 |
| <b>General Fund Accounts</b>   |                           |     |     |      |     |  |   |  |                  |   |                                 |
| Council on Environmental Quality and Office of Environmental Quality, Executive  |                           |     |     |      |     |  |   |  |                  |   |                                 |
| Fund Resources:  |                           |     |     |      |     |  |   |  |                  |   |                                 |
| Undisbursed Funds  | 2022-2026                 |     | 011 | 1453 | 000 | 62,500,000.00                            | -----   | -----  | 4,208,536.06     | -----   | 58,291,463.94                   |
|  | 2023                      |     |     |      |     | -----                                    | 4,676,000.00  | -----  | 4,027,118.99     | -----   | 648,881.01                      |
|  | 2022                      |     |     |      |     | 801,408.94                               | -----   | -----  | 429,083.32       | -----   | 372,325.62                      |
|  | 2021                      |     |     |      |     | 254,068.79                               | -----   | -----  | 61,965.22        | -----   | 192,103.57                      |
|  | 2020                      |     |     |      |     | 183,505.06                               | -----   | -----  | -----            | -----   | 183,505.06                      |
|  | 2019                      |     |     |      |     | 102,329.14                               | -----   | -----  | -----            | -----   | 102,329.14                      |
|  | 2018                      |     |     |      |     | 466,722.15                               | -----   | -----  | -----            | 466,722.15  | -----                           |
|  | Subtotal                  |     | 011 | 1453 | 000 | 64,308,034.08                            | 4,676,000.00  | -----  | 8,726,703.59     | 466,722.15  | 59,790,608.34                   |
| <b>Management Funds</b>  |                           |     |     |      |     |  |   |  |                  |   |                                 |
| Office of Environmental Quality Management Fund, Council on Environmental Quality and Office of Environmental Quality, Executive Office of the President |                           |     |     |      |     |  |   |  |                  |   |                                 |
| Fund Resources:  |                           |     |     |      |     |  |   |  |                  |   |                                 |
| Undisbursed Funds  | No Year                   |     | 011 | 3963 | 000 | 180,800.82                               | -----   | -----  | 33,022.13        | -----   | 147,778.69                      |
| Total, Council on Environmental Quality and Office of Environmental Quality  |                           |     |     |      |     | 64,488,834.90                            | 4,676,000.00  | -----  | 8,759,725.72     | 466,722.15  | 59,938,387.03                   |
| <b>National Security Council and Homeland Security Council</b>   |                           |     |     |      |     |  |   |  |                  |   |                                 |
| <b>General Fund Accounts</b>   |                           |     |     |      |     |  |   |  |                  |   |                                 |
| Salaries and Expenses, National Security Council, Executive Office of  |                           |     |     |      |     |  |   |  |                  |   |                                 |

Footnotes at End of Chapter



**Appropriations, Outlays, and Balances - Continued**

| Appropriation or Fund Account<br><br>Title   | Account Symbol         |     |     |      | Balances, Beginning of Fiscal Year | Appropriations and Other Obligational Authority <sup>1</sup> | Transfers Borrowings and Investment (Net) <sup>2</sup> | Outlays (Net)  | Balances Withdrawn and Other Transactions <sup>3</sup> | Balances, End of Fiscal Year |
|--|------------------------|-----|-----|------|------------------------------------|--|--|----------------|--|------------------------------|
|  | Period of Availability | ATA | AID | MAIN |                                    |  |  |                |  |                              |
| the President<br>Fund Resources:<br>Undisbursed Funds  | 2023                   |     | 011 | 2000 | 000                                | -----<br>17,901,000.00                                       | -----  | 13,815,470.86  | -----  | 4,085,529.14                 |
|  | 2022                   |     |     |      |                                    | 755,810.53   | -----  | 839,612.69     | -----  | <sup>4</sup> -83,802.16      |
|  | 2021-2022              |     |     |      |                                    | 77,916.00  | -----  | -----          | -----  | 77,916.00                    |
|  | 2021                   |     |     |      |                                    | 198,468.59   | -----  | 43,009.07      | -----  | 155,459.52                   |
|  | 2020                   |     |     |      |                                    | 1,569,614.32   | -----  | 468.27         | -----  | 1,569,146.05                 |
|  | 2019                   |     |     |      |                                    | 848,743.72   | -----  | -----          | -----  | 848,743.72                   |
|  | 2018                   |     |     |      |                                    | 1,064,225.07   | -----  | 212,944.44     | 851,280.63   | -----                        |
|  | No Year                |     |     |      |                                    | 11,878.73  | 1,000,000.00   | -----          | -----  | 1,011,878.73                 |
|  | Subtotal               |     | 011 | 2000 | 000                                | 4,526,656.96   | 18,901,000.00  | 14,911,505.33  | 851,280.63   | 7,664,871.00                 |
| Total, National Security Council and Homeland Security Council   |                        |     |     |      |                                    | 4,526,656.96   | 18,901,000.00  | 14,911,505.33  | 851,280.63   | 7,664,871.00                 |
| <b>Office of Administration</b><br><b>General Fund Accounts</b>  |                        |     |     |      |                                    |  |  |                |  |                              |
| Salaries and Expenses, Office of Administration, Executive Office of the President<br>Fund Resources:<br>Undisbursed Funds | 2023                   |     | 011 | 0038 | 000                                | -----<br>106,963,000.00                                      | -----  | 80,673,776.06  | -----  | 26,289,223.94                |
|  | 2022                   |     |     |      |                                    | 24,277,200.01  | -----  | 12,978,599.00  | -----  | 11,298,601.01                |
|  | 2021                   |     |     |      |                                    | 3,621,385.13   | -----  | 1,244,502.91   | -----  | 2,376,882.22                 |
|  | 2020                   |     |     |      |                                    | 1,642,976.58   | -----  | -1,756.98      | -----  | 1,644,733.56                 |
|  | 2019                   |     |     |      |                                    | 2,002,861.79   | -----  | 100,901.30     | -----  | 1,901,960.49                 |
|  | 2018                   |     |     |      |                                    | 2,367,166.11   | -----  | 224.36         | 2,366,941.75   | -----                        |
|  | 2017-2018              |     |     |      |                                    | 445,305.04   | -----  | -----          | 445,305.04   | -----                        |
|  | No Year                |     |     |      |                                    | 28,763,743.81  | 8,500,000.00   | 9,199,108.99   | -----  | 28,064,634.82                |
|  | Subtotal               |     | 011 | 0038 | 000                                | 63,120,638.47  | 115,463,000.00   | 104,195,355.64 | 2,812,246.79   | 71,576,036.04                |
| Presidential Transition Administrative Support, Executive Office of the President<br>Fund Resources:<br>Undisbursed Funds  | 2021                   |     | 011 | 0108 | 000                                | 94,849.25  | -----  | -----          | -----  | 94,849.25                    |
| Intellectual Property Enforcement Coordinator, Executive Office of the President<br>Fund Resources:<br>Undisbursed Funds   | 2023                   |     | 011 | 1751 | 000                                | -----<br>1,902,000.00  | -----  | 551,395.26     | -----  | 1,350,604.74                 |
|  | 2022                   |     |     |      |                                    | 1,204,426.81   | -----  | 9,680.63       | -----  | 1,194,746.18                 |
|  | 2021                   |     |     |      |                                    | 994,279.59   | -----  | -----          | -----  | 994,279.59                   |
|  | 2020                   |     |     |      |                                    | 324,136.89   | -----  | -----          | -----  | 324,136.89                   |
|  | Subtotal               |     | 011 | 1751 | 000                                | 2,522,843.29   | 1,902,000.00   | 561,075.89     | -----  | 3,863,767.40                 |
| Total, Office of Administration  |                        |     |     |      |                                    | 65,738,331.01  | 117,365,000.00   | 104,756,431.53 | 2,812,246.79   | 75,534,652.69                |

Footnotes at End of Chapter

Appropriations, Outlays, and Balances - Continued

| Appropriation or Fund Account<br><br>Title   | Account Symbol            |     |     |      | Balances,<br>Beginning of<br>Fiscal Year | Appropriations<br>and Other<br>Obligational<br>Authority <sup>1</sup> | Transfers<br>Borrowings<br>and<br>Investment<br>(Net) <sup>2</sup> | Outlays<br>(Net) | Balances<br>Withdrawn<br>and Other<br>Transactions <sup>3</sup> | Balances, End<br>of Fiscal Year |               |
|--|---------------------------|-----|-----|------|--|---|--|------------------|---|---------------------------------|---------------|
|  | Period of<br>Availability | ATA | AID | MAIN |  |   |  |                  |   |                                 | SUB           |
| <b>Office of Management and Budget</b>   |                           |     |     |      |  |   |  |                  |   |                                 |               |
| <b>General Fund Accounts</b>   |                           |     |     |      |  |   |  |                  |   |                                 |               |
| Salaries and Expenses, Office of Management and Budget, Executive Office of the President                    |                           |     |     |      |  |   |  |                  |   |                                 |               |
| Fund Resources:  |                           |     |     |      |  |   |  |                  |   |                                 |               |
| Undisbursed Funds  | 2022-2026                 |     | 011 | 0300 | 000                                      | 25,000,000.00   | -----  | -----            | 814,491.67  | -----                           | 24,185,508.33 |
|  | 2023                      |     |     |      |  | -----   | 128,035,000.00   | -----            | 108,995,280.13  | -----                           | 19,039,719.87 |
|  | 2022                      |     |     |      |  | 16,273,142.18   | -----  | -----            | 14,270,465.71   | -----                           | 2,002,676.47  |
|  | 2021                      |     |     |      |  | 425,554.07  | -----  | -----            | 143,868.66  | -----                           | 281,685.41    |
|  | 2020                      |     |     |      |  | 352,316.04  | -----  | -----            | 41,791.95   | -----                           | 310,524.09    |
|  | 2019                      |     |     |      |  | 719,415.89  | -----  | -----            | 171,568.58  | -----                           | 547,847.31    |
|  | 2018                      |     |     |      |  | 279,666.45  | -----  | -----            | 167,482.58  | 112,183.87                      | -----         |
|  | Subtotal                  |     | 011 | 0300 | 000                                      | 43,050,094.63   | 128,035,000.00   | -----            | 124,604,949.28  | 112,183.87                      | 46,367,961.48 |
| Total, Office of Management and Budget   |                           |     |     |      |  | 43,050,094.63   | 128,035,000.00   | -----            | 124,604,949.28  | 112,183.87                      | 46,367,961.48 |
| <b>Office of National Drug Control Policy</b>  |                           |     |     |      |  |   |  |                  |   |                                 |               |
| <b>General Fund Accounts</b>   |                           |     |     |      |  |   |  |                  |   |                                 |               |
| Salaries and Expenses, Office of National Drug Control Policy, Executive Office of the President             |                           |     |     |      |  |   |  |                  |   |                                 |               |
| Fund Resources:  |                           |     |     |      |  |   |  |                  |   |                                 |               |
| Undisbursed Funds  | 2023                      |     | 011 | 1457 | 000                                      | -----   | 31,982,000.00  | -----            | 16,889,807.31   | -----                           | 15,092,192.69 |
|  | 2022                      |     |     |      |  | 4,711,766.11  | -----  | -----            | 2,359,523.51  | -----                           | 2,352,242.60  |
|  | 2021-2022                 |     |     |      |  | 139,276.00  | -----  | -----            | 139,276.00  | -----                           | -----         |
|  | 2021                      |     |     |      |  | 2,310,511.00  | -----  | -----            | 1,925,062.15  | -----                           | 385,448.85    |
|  | 2020                      |     |     |      |  | 597,146.97  | -----  | -----            | -7,969.28   | -----                           | 605,116.25    |
|  | 2019-2020                 |     |     |      |  | 16,800.43   | -----  | -----            | -----   | -----                           | 16,800.43     |
|  | 2019                      |     |     |      |  | 925,133.09  | -----  | -----            | -7,316.43   | -----                           | 932,449.52    |
|  | 2018                      |     |     |      |  | 1,017,111.36  | -----  | -----            | -8,776.81   | 1,025,888.17                    | -----         |
|  | 2017-2018                 |     |     |      |  | 15,955.83   | -----  | -----            | -----   | 15,955.83                       | -----         |
|  | No Year                   |     |     |      |  | 74,034.92   | -----  | -----            | -----   | -----                           | 74,034.92     |
|  | Subtotal                  |     | 011 | 1457 | 000                                      | 9,807,735.71  | 31,982,000.00  | -----            | 21,289,606.45   | 1,041,844.00                    | 19,458,285.26 |
| <b>Trust Fund Accounts</b>   |                           |     |     |      |  |   |  |                  |   |                                 |               |
| Gifts and Donations, the White House Conference on Drug Abuse and Control, Executive Office of the President |                           |     |     |      |  |   |  |                  |   |                                 |               |
| Fund Resources:  |                           |     |     |      |  |   |  |                  |   |                                 |               |
| Undisbursed Funds  | No Year                   |     | 011 | 8240 | 000                                      | 33,046.39   | -----  | -----            | 10,086.77   | -----                           | 22,959.62     |
| Total, Office of National Drug Control Policy  |                           |     |     |      |  | 9,840,782.10  | 31,982,000.00  | -----            | 21,299,693.22   | 1,041,844.00                    | 19,481,244.88 |
| <b>Office of Science and Technology Policy</b>   |                           |     |     |      |  |   |  |                  |   |                                 |               |
| <b>General Fund Accounts</b>   |                           |     |     |      |  |   |  |                  |   |                                 |               |

Footnotes at End of Chapter

**Appropriations, Outlays, and Balances - Continued**

| Appropriation or Fund Account<br><br>Title  | Account Symbol            |     |     |      | Balances,<br>Beginning of<br>Fiscal Year | Appropriations<br>and Other<br>Obligational<br>Authority <sup>1</sup> | Transfers<br>Borrowings<br>and<br>Investment<br>(Net) <sup>2</sup> | Outlays<br>(Net) | Balances<br>Withdrawn<br>and Other<br>Transactions <sup>3</sup> | Balances, End<br>of Fiscal Year |               |
|---|---------------------------|-----|-----|------|--|---|--|------------------|---|---------------------------------|---------------|
|   | Period of<br>Availability | ATA | AID | MAIN |  |   |  |                  |   |                                 | SUB           |
| Office of Science and Technology Policy, Executive Office of the President<br>Fund Resources:   |                           |     |     |      |  |   |  |                  |   |                                 |               |
| Undisbursed Funds   | 2023                      |     | 011 | 2600 | 000                                      | -----   | 7,965,000.00   | -----            | 6,416,188.28  | -----                           | 1,548,811.72  |
|   | 2022                      |     |     |      |  | 1,834,464.55  | -----  | -----            | 1,110,103.06  | -----                           | 724,361.49    |
|   | 2021                      |     |     |      |  | 668,990.98  | -----  | -----            | 38,340.55   | -----                           | 630,650.43    |
|   | 2020                      |     |     |      |  | 524,206.16  | -----  | -----            | -----   | -----                           | 524,206.16    |
|   | 2019                      |     |     |      |  | 470,865.53  | -----  | -----            | -----   | -----                           | 470,865.53    |
|   | 2018                      |     |     |      |  | 1,768,261.07  | -----  | -----            | -----   | 1,768,261.07                    | -----         |
|   | No Year                   |     |     |      |  | 184,548.14  | -----  | -----            | -126,445.40   | -----                           | 310,993.54    |
|   | Subtotal                  |     | 011 | 2600 | 000                                      | 5,451,336.43  | 7,965,000.00   | -----            | 7,438,186.49  | 1,768,261.07                    | 4,209,888.87  |
| Total, Office of Science and Technology Policy  |                           |     |     |      |  | 5,451,336.43  | 7,965,000.00   | -----            | 7,438,186.49  | 1,768,261.07                    | 4,209,888.87  |
| <b>Office of the United States Trade Representative</b>   |                           |     |     |      |  |   |  |                  |   |                                 |               |
| <b>General Fund Accounts</b>  |                           |     |     |      |  |   |  |                  |   |                                 |               |
| Salaries and Expenses, Office of the United States Trade Representative, Executive Office of the President<br>Fund Resources:                           |                           |     |     |      |  |   |  |                  |   |                                 |               |
| Undisbursed Funds   | 2023-2024                 |     | 011 | 0400 | 000                                      | -----   | 25,790,093.91  | -----            | 16,747.07   | -----                           | 25,773,346.84 |
|   | 2023                      |     |     |      |  | -----   | 60,000,000.00  | -----            | 55,204,944.71   | -----                           | 4,795,055.29  |
|   | 2020-2023                 |     |     |      |  | 39,588,939.56   | -25,790,093.91   | -----            | 7,658,275.20  | -----                           | 6,140,570.45  |
|   | 2022                      |     |     |      |  | 4,774,795.41  | -----  | -----            | 3,371,267.05  | -----                           | 1,403,528.36  |
|   | 2021                      |     |     |      |  | 2,709,797.48  | -----  | -----            | -65,997.26  | -----                           | 2,775,794.74  |
|   | 2020                      |     |     |      |  | 1,110,453.45  | -----  | -----            | 2,262.98  | -----                           | 1,108,190.47  |
|   | 2019                      |     |     |      |  | 1,248,438.36  | -----  | -----            | -----   | -----                           | 1,248,438.36  |
|   | 2018                      |     |     |      |  | 7,566,990.52  | -----  | -----            | -97,699.58  | 7,664,690.10                    | -----         |
|   | No Year                   |     |     |      |  | 2,644,448.51  | 1,000,000.00   | -----            | 2,371,822.21  | -----                           | 1,272,626.30  |
|   | Subtotal                  |     | 011 | 0400 | 000                                      | 59,643,863.29   | 61,000,000.00  | -----            | 68,461,622.38   | 7,664,690.10                    | 44,517,550.81 |
| General Fund Payment to the Trade Enforcement Trust Fund, Office of the U.S. Trade Representative, Executive Office of the President<br>Fund Resources: |                           |     |     |      |  |   |  |                  |   |                                 |               |
| Undisbursed Funds   | 2023                      |     | 011 | 1750 | 000                                      | -----   | 15,000,000.00  | -----            | 15,000,000.00   | -----                           | -----         |
|   | 2021                      |     |     |      |  | 1,026,173.37  | -----  | -----            | -----   | -----                           | 1,026,173.37  |
|   | Subtotal                  |     | 011 | 1750 | 000                                      | 1,026,173.37  | 15,000,000.00  | -----            | 15,000,000.00   | -----                           | 1,026,173.37  |
| <b>Trust Fund Accounts</b>  |                           |     |     |      |  |   |  |                  |   |                                 |               |
| Trade Enforcement Trust Fund, Office of the U.S. Trade Representative, Executive Office of the President<br>Fund Resources:                             |                           |     |     |      |  |   |  |                  |   |                                 |               |
| Undisbursed Funds   | 2023                      |     | 011 | 8581 | 000                                      | -----   | 12,548,601.02  | -----            | 11,848,810.69   | -----                           | 699,790.33    |
|   | 2020-2023                 |     |     |      |  | 9,026,434.75  | 4,805,667.57   | -----            | 7,990,996.39  | -----                           | 5,841,105.93  |
|   | 2022                      |     |     |      |  | 7,047,862.96  | 273,412.84   | -----            | 4,983,891.15  | -----                           | 2,337,384.65  |
|   | 2021                      |     |     |      |  | 1,067,144.90  | 563,431.60   | -----            | -----   | -----                           | 1,630,576.50  |

Footnotes at End of Chapter

Appropriations, Outlays, and Balances - Continued

| Appropriation or Fund Account<br><br>Title   | Account Symbol            |     |     |             | Balances,<br>Beginning of<br>Fiscal Year | Appropriations<br>and Other<br>Obligational<br>Authority <sup>1</sup> | Transfers<br>Borrowings<br>and<br>Investment<br>(Net) <sup>2</sup> | Outlays<br>(Net) | Balances<br>Withdrawn<br>and Other<br>Transactions <sup>3</sup> | Balances, End<br>of Fiscal Year |                   |
|--|---------------------------|-----|-----|-------------|--|---|--|------------------|---|---------------------------------|-------------------|
|  | Period of<br>Availability | ATA | AID | MAIN<br>SUB |  |   |  |                  |   |                                 |                   |
|  | 2020                      |     |     |             | 390,266.87                               | -----   | -----  | -----            | -----   | 390,266.87                      |                   |
|  | 2019                      |     |     |             | 1,404,306.00                             | -----   | -----  | -----            | -----   | 1,404,306.00                    |                   |
|  | 2018                      |     |     |             | 65,472.09                                | -65,472.09  | -----  | -----            | -----   | -----                           |                   |
|  | No Year                   |     |     |             | 50,468,628.54                            | -3,125,640.94   | -----  | -----            | -----   | 47,342,987.60                   |                   |
|  | Subtotal                  |     | 011 | 8581        | 000                                      | 69,470,116.11   | 15,000,000.00  | -----            | 24,823,698.23   | 59,646,417.88                   |                   |
| Total, Office of the United States Trade Representative  |                           |     |     |             |  | 130,140,152.77  | 91,000,000.00  | -----            | 108,285,320.61  | 7,664,690.10                    | 105,190,142.06    |
| <b>Unanticipated Needs</b>   |                           |     |     |             |  |   |  |                  |   |                                 |                   |
| <b>General Fund Accounts</b>   |                           |     |     |             |  |   |  |                  |   |                                 |                   |
| Data-Driven Innovation, Funds Appropriated to the President, Executive Office of the President<br>Fund Resources:                      |                           |     |     |             |  |   |  |                  |   |                                 |                   |
| Undisbursed Funds  | No Year                   |     | 011 | 0030        | 000                                      | 802,483.79  | -----  | -----            | 74,205.57   | -----                           | 728,278.22        |
| Information Technology Oversight and Reform, Funds Appropriated to the President, Executive Office of the President<br>Fund Resources: |                           |     |     |             |  |   |  |                  |   |                                 |                   |
| Undisbursed Funds  | 2021-2024                 |     | 011 | 0036        | 000                                      | 155,243,156.51  | -----  | -----            | 42,785,153.70   | -----                           | 112,458,002.81    |
|  | 2023                      |     |     |             | -----                                    | -----   | -----  | 1,300,619.56     | -----   | -1,300,619.56                   |                   |
|  | 2022                      |     |     |             | -154,674.16                              | -----   | -----  | -103,742.41      | -----   | -50,931.75                      |                   |
|  | 2021                      |     |     |             | 238.76                                   | -----   | -----  | -----            | -----   | 238.76                          |                   |
|  | No Year                   |     |     |             | 15,437,979.42                            | 13,700,000.00   | -----  | 8,814,130.78     | -----   | 20,323,848.64                   |                   |
|  | Subtotal                  |     | 011 | 0036        | 000                                      | 170,526,700.53  | 13,700,000.00  | -----            | 52,796,161.63   | -----                           | 131,430,538.90    |
| Unanticipated Needs, Funds Appropriated to the President<br>Fund Resources:  |                           |     |     |             |  |   |  |                  |   |                                 |                   |
| Undisbursed Funds  | 2023-2024                 |     | 011 | 0037        | 000                                      | -----   | 1,000,000.00   | -----            | -----   | -----                           | 1,000,000.00      |
|  | 2022-2023                 |     |     |             | 1,000,000.00                             | -----   | -----  | 100,000.00       | -----   | 900,000.00                      |                   |
|  | 2021-2022                 |     |     |             | 800,607.65                               | -----   | -----  | -163.41          | -----   | 800,771.06                      |                   |
|  | 2020-2021                 |     |     |             | 188,386.87                               | -----   | -----  | -----            | -----   | 188,386.87                      |                   |
|  | 2019-2020                 |     |     |             | 1,000,000.00                             | -----   | -----  | -----            | -----   | 1,000,000.00                    |                   |
|  | 2018-2019                 |     |     |             | 471,500.36                               | -----   | -----  | -----            | -----   | 471,500.36                      |                   |
|  | 2017-2018                 |     |     |             | 800,000.00                               | -----   | -----  | -----            | 800,000.00  | -----                           |                   |
|  | Subtotal                  |     | 011 | 0037        | 000                                      | 4,260,494.88  | 1,000,000.00   | -----            | 99,836.59   | 800,000.00                      | 4,360,658.29      |
| <b>Special Fund Accounts</b>   |                           |     |     |             |  |   |  |                  |   |                                 |                   |
| Spectrum Relocation Fund, Executive Office of the President<br>Fund Resources:   |                           |     |     |             |  |   |  |                  |   |                                 |                   |
| Undisbursed Funds  | No Year                   |     | 011 | 5512        | 000                                      | 33,373,194,126.03   | -750,713,091.00  | 105,522,232.28   | -----   | <sup>5</sup> 5,239,625,945.00   | 27,488,377,322.31 |
| Total, Unanticipated Needs   |                           |     |     |             |  | 33,548,783,805.23   | -736,013,091.00  | 105,522,232.28   | 52,970,203.79   | 5,240,425,945.00                | 27,624,896,797.72 |
| <b>National Space Council</b>  |                           |     |     |             |  |   |  |                  |   |                                 |                   |
| <b>General Fund Accounts</b>   |                           |     |     |             |  |   |  |                  |   |                                 |                   |

Footnotes at End of Chapter

**Appropriations, Outlays, and Balances - Continued**

| Appropriation or Fund Account<br><br>Title  | Account Symbol            |     |     |      | Balances,<br>Beginning of<br>Fiscal Year | Appropriations<br>and Other<br>Obligational<br>Authority <sup>1</sup> | Transfers<br>Borrowings<br>and<br>Investment<br>(Net) <sup>2</sup> | Outlays<br>(Net) | Balances<br>Withdrawn<br>and Other<br>Transactions <sup>3</sup> | Balances, End<br>of Fiscal Year |
|---|---------------------------|-----|-----|------|--|---|--|------------------|---|---------------------------------|
|   | Period of<br>Availability | ATA | AID | MAIN |  |   |  |                  |   |                                 |
| National Space Council<br>Fund Resources:<br>Undisbursed Funds  | 2023                      |     | 011 | 0048 | 000                                      | -----<br>1,965,000.00   | -----<br>-----   | 1,065,481.99     | -----<br>-----  | 899,518.01                      |
|   | 2022                      |     |     |      |  | 982,974.21  | -----  | 625,655.72       | -----   | 357,318.49                      |
|   | 2021                      |     |     |      |  | 716,990.78  | -----  | 669,557.54       | -----   | 47,433.24                       |
|   | 2020                      |     |     |      |  | 798,319.73  | -----  | -----            | -----   | 798,319.73                      |
|   | 2019                      |     |     |      |  | 709,009.67  | -----  | -----            | -----   | 709,009.67                      |
|   | 2018                      |     |     |      |  | 1,665,366.69  | -----  | -----            | 1,665,366.69  | -----                           |
|   | Subtotal                  |     | 011 | 0048 | 000                                      | 4,872,661.08  | 1,965,000.00   | 2,360,695.25     | 1,665,366.69  | 2,811,599.14                    |
| Total, National Space Council   |                           |     |     |      |  | 4,872,661.08  | 1,965,000.00   | 2,360,695.25     | 1,665,366.69  | 2,811,599.14                    |
| <b>Office of Pandemic Preparedness and Response</b>   |                           |     |     |      |  |   |  |                  |   |                                 |
| <b>General Fund Accounts</b>  |                           |     |     |      |  |   |  |                  |   |                                 |
| Salaries and Expenses, Office of Pandemic Preparedness and Response,<br>Executive Office of the President<br>Fund Resources:<br>Undisbursed Funds | 2023                      |     | 011 | 1802 | 000                                      | -----<br>-----  | -----<br>-----   | -69,409.15       | -----<br>-----  | 69,409.15                       |
| Total, Office of Pandemic Preparedness and Response   |                           |     |     |      |  | -----   | -----  | -69,409.15       | -----   | 69,409.15                       |
| <b>Deductions for Offsetting Receipts</b>   |                           |     |     |      |  |   |  |                  |   |                                 |
| Proprietary Receipts from the Public  |                           |     |     |      |  | -----<br>-78,089.51   | -----<br>-----   | -78,089.51       | -----<br>-----  | -----<br>-----                  |
| Intrabudgetary Receipts Deducted by Agency  |                           |     |     |      |  | -----<br>-16,070,666.41   | -----<br>-----   | -16,070,666.41   | -----<br>-----  | -----<br>-----                  |
| Total, Offsetting Receipts  |                           |     |     |      |  | -----<br>-16,148,755.92   | -----<br>-----   | -16,148,755.92   | -----<br>-----  | -----<br>-----                  |
| Total, Executive Office of the President  |                           |     |     |      |  | 33,920,327,549.01   | -220,806,846.92  | 543,095,493.42   | 5,258,934,540.10  | 28,003,012,900.85               |

Footnotes at End of Chapter

---

**Footnotes**

---

- 1 The amounts in this column, unless otherwise footnoted, represent appropriations, increases and rescissions in borrowing authority or new contract authority. Appropriation accounts with appropriation transfer activity are presented in Table 1 (Appropriations and Appropriation Transfers) at the end of this chapter.
- 2 The amounts in this column, unless otherwise footnoted, represent transfers - other than appropriation transfers, borrowings (gross), investments (net), unrealized discounts or funds held outside the Treasury.
- 3 The amounts in this column, unless otherwise footnoted, represent obligated balances canceled for fiscal year 2018 pursuant to 31 U.S.C. 1553 and adjustments to borrowing and contract authority.
- 4 Subject to disposition by the administrative agency.
- 5 Represents capital transfer to miscellaneous receipts.

## Appropriations, Outlays, and Balances - Continued

### Footnotes

Table 1 - Appropriations and Appropriation Transfers - Executive Office of the President

| AID | ATA | Period of Availability | MAIN | Net Appropriations and Appropriation Transfers | Appropriation Amount | Net Appropriation Transfers | AID Involved | ATA Involved | Period of Availability Involved | MAIN Involved | Amount From or To (-) |
|-----|-----|------------------------|------|--|----------------------|-----------------------------|--------------|--------------|---------------------------------|---------------|-----------------------|
| 011 |     | X                      | 0038 | 8,500,000.00                                   | 0.00                 | 8,500,000.00                | 011          |              | 23                              | 0038          | 8,500,000.00          |
| 011 |     | 23                     | 0038 | 106,963,000.00                                 | 115,463,000.00       | -8,500,000.00               | 011          |              | X                               | 0038          | -8,500,000.00         |
| 011 |     | 23                     | 0110 | 77,181,000.00                                  | 77,681,000.00        | -500,000.00                 | 011          |              | 23                              | 1454          | -500,000.00           |
| 011 |     | 23                     | 1454 | 6,576,000.00                                   | 6,076,000.00         | 500,000.00                  | 011          |              | 23                              | 0110          | 500,000.00            |
| 011 |     | X                      | 5512 | -750,713,091.00                                | 0.00                 | -750,713,091.00             | 013          |              | X                               | 1450          | -40,900,000.00        |
|     |     |                        |      |  |                      |                             | 013          |              | X                               | 1460          | -6,100,000.00         |
|     |     |                        |      |  |                      |                             | 014          |              | X                               | 4523          | -30,476,867.00        |
|     |     |                        |      |  |                      |                             | 015          |              | X                               | 0200          | -51,892,315.00        |
|     |     |                        |      |  |                      |                             | 015          |              | X                               | 0324          | -8,033,321.00         |
|     |     |                        |      |  |                      |                             | 015          |              | X                               | 1100          | -7,967,438.00         |
|     |     |                        |      |  |                      |                             | 017          |              | X                               | 1106          | -19,097,192.00        |
|     |     |                        |      |  |                      |                             | 017          |              | X                               | 1109          | -3,728,750.00         |
|     |     |                        |      |  |                      |                             | 017          |              | X                               | 1319          | -201,006,853.00       |
|     |     |                        |      |  |                      |                             | 017          |              | X                               | 1506          | -53,894,985.00        |
|     |     |                        |      |  |                      |                             | 017          |              | X                               | 1804          | -19,182,867.00        |
|     |     |                        |      |  |                      |                             | 017          |              | X                               | 1810          | -38,643,851.00        |
|     |     |                        |      |  |                      |                             | 021          |              | X                               | 2020          | -23,641,777.00        |
|     |     |                        |      |  |                      |                             | 021          |              | X                               | 2031          | -5,843,928.00         |
|     |     |                        |      |  |                      |                             | 021          |              | X                               | 2035          | -22,010,819.00        |
|     |     |                        |      |  |                      |                             | 021          |              | X                               | 2040          | -21,730,000.00        |
|     |     |                        |      |  |                      |                             | 057          |              | X                               | 3080          | -5,495,000.00         |
|     |     |                        |      |  |                      |                             | 057          |              | X                               | 3400          | -24,119,760.00        |
|     |     |                        |      |  |                      |                             | 057          |              | X                               | 3600          | -75,702,155.00        |
|     |     |                        |      |  |                      |                             | 089          |              | X                               | 0303          | -4,000,000.00         |
|     |     |                        |      |  |                      |                             | 097          |              | X                               | 0100          | -24,600,975.00        |
|     |     |                        |      |  |                      |                             | 097          |              | X                               | 0400          | -62,644,238.00        |
| 011 |     | X                      | 8581 | -18,125,640.94                                 | 0.00                 | -18,125,640.94              | 011          |              | 18                              | 8581          | 65,472.09             |
|     |     |                        |      |  |                      |                             | 011          |              | 2023                            | 8581          | -4,805,667.57         |
|     |     |                        |      |  |                      |                             | 011          |              | 21                              | 8581          | -563,431.60           |
|     |     |                        |      |  |                      |                             | 011          |              | 22                              | 8581          | -273,412.84           |
|     |     |                        |      |  |                      |                             | 011          |              | 23                              | 8581          | -12,548,601.02        |
| 011 |     | 18                     | 8581 | -65,472.09                                     | 0.00                 | -65,472.09                  | 011          |              | X                               | 8581          | -65,472.09            |

# Appropriations, Outlays, and Balances - Continued

## Footnotes

**Table 1 - Appropriations and Appropriation Transfers - Executive Office of the President**

| AID          | ATA | Period<br>of<br>Availability | MAIN | Net Appropriations and<br>Appropriation Transfers | Appropriation Amount | Net Appropriation<br>Transfers | AID<br>Involved | ATA<br>Involved | Period<br>of<br>Availability<br>Involved | MAIN<br>Involved | Amount From or To (-) |
|--------------|-----|------------------------------|------|---|----------------------|--------------------------------|-----------------|-----------------|--|------------------|-----------------------|
| 011          |     | 2023                         | 8581 | 4,805,667.57                                      | 0.00                 | 4,805,667.57                   | 011             |                 | X  | 8581             | 4,805,667.57          |
| 011          |     | 21                           | 8581 | 563,431.60  | 0.00                 | 563,431.60                     | 011             |                 | X  | 8581             | 563,431.60            |
| 011          |     | 22                           | 8581 | 273,412.84  | 0.00                 | 273,412.84                     | 011             |                 | X  | 8581             | 273,412.84            |
| 011          |     | 23                           | 8581 | 12,548,601.02                                     | 0.00                 | 12,548,601.02                  | 011             |                 | X  | 8581             | 12,548,601.02         |
| <b>Total</b> |     |                              |      | -551,493,091.00                                   | 199,220,000.00       | -750,713,091.00                |                 |                 |  |                  | -750,713,091.00       |



**This Page Left Blank Intentionally**

---

Appropriations, Outlays, and Balances - Continued

| Appropriation or Fund Account<br><br>Title  | Account Symbol            |     |     |      | Balances,<br>Beginning of<br>Fiscal Year | Appropriations<br>and Other<br>Obligational<br>Authority <sup>1</sup> | Transfers<br>Borrowings<br>and<br>Investment<br>(Net) <sup>2</sup> | Outlays<br>(Net) | Balances<br>Withdrawn<br>and Other<br>Transactions <sup>3</sup> | Balances, End<br>of Fiscal Year |
|---|---------------------------|-----|-----|------|--|---|--|------------------|---|---------------------------------|
|   | Period of<br>Availability | ATA | AID | MAIN |  |   |  |                  |   |                                 |
| <b>General Services Administration</b>  |                           |     |     |      |  |   |  |                  |   |                                 |
| <b>Real Property Activities</b>   |                           |     |     |      |  |   |  |                  |   |                                 |
| <b>General Fund Accounts</b>  |                           |     |     |      |  |   |  |                  |   |                                 |
| Real Property Relocation, General Services Administration   |                           |     |     |      |  |   |  |                  |   |                                 |
| Fund Resources:   |                           |     |     |      |  |   |  |                  |   |                                 |
| Undisbursed Funds   | No Year                   |     | 047 | 0535 | 000                                      | 11,380,887.14   | -----  | -----            | -----   | 11,380,887.14                   |
| <b>Special Fund Accounts</b>  |                           |     |     |      |  |   |  |                  |   |                                 |
| Expenses, Disposal of Surplus Real and Related Personal Property, General Services Administration |                           |     |     |      |  |   |  |                  |   |                                 |
| Fund Resources:   |                           |     |     |      |  |   |  |                  |   |                                 |
| Undisbursed Funds   | 2023                      |     | 047 | 5254 | 000                                      | -----   | 710,000.00   | -----            | 267,888.65  | 442,111.35                      |
|   | 2022                      |     |     |      |  | 1,145,229.77  | -----  | -----            | 36,747.60   | 1,108,482.17                    |
|   | 2021                      |     |     |      |  | 752,768.12  | -----  | -----            | 42,844.89   | 709,923.23                      |
|   | 2020                      |     |     |      |  | 1,488,606.27  | -----  | -----            | -----   | 1,488,606.27                    |
|   | 2019                      |     |     |      |  | 1,106,106.26  | -----  | -----            | 258.60  | 1,105,847.66                    |
|   | 2018                      |     |     |      |  | 1,296,108.35  | -----  | -----            | 1,296,108.35  | -----                           |
|   | Subtotal                  |     | 047 | 5254 | 000                                      | 5,788,818.77  | 710,000.00   | -----            | 347,739.74  | 1,296,108.35                    |
| Asset Proceeds and Space Management Fund, General Services Administration                         |                           |     |     |      |  |   |  |                  |   |                                 |
| Fund Resources:   |                           |     |     |      |  |   |  |                  |   |                                 |
| Undisbursed Funds   | No Year                   |     | 047 | 5594 | 000                                      | 46,639,816.02   | -----  | -----            | 1,589,423.40  | 45,050,392.62                   |
| <b>Intragovernmental Funds</b>  |                           |     |     |      |  |   |  |                  |   |                                 |
| Federal Buildings Fund, General Services Administration   |                           |     |     |      |  |   |  |                  |   |                                 |
| Fund Resources:   |                           |     |     |      |  |   |  |                  |   |                                 |
| Undisbursed Funds   | 2022-2031                 |     | 047 | 4542 | 001                                      | 250,000,000.00  | -----  | -----            | 1,497,771.56  | 248,502,228.44                  |
|   | 2022-2026                 |     |     |      |  | 3,125,000,000.00  | -----  | -----            | 506,732.96  | 3,124,493,267.04                |
|   | No Year                   |     |     |      |  | 17,852,705,784.00   | 36,788,390.00  | -----            | -834,684,303.45   | 60,123.71                       |
| Funds Held Outside the Treasury   |                           |     |     |      |  | 14,447.38   | -----  | -----            | -----   | 14,447.38                       |
| Authority to Borrow from the Treasury   |                           |     |     |      |  | 26,937,162.78   | -----  | -----            | -----   | 26,937,162.78                   |
|   | Subtotal                  |     | 047 | 4542 | 001                                      | 21,254,657,394.16   | 36,788,390.00  | -----            | -832,679,798.93   | 60,123.71                       |
| <b>Trust Fund Accounts</b>  |                           |     |     |      |  |   |  |                  |   |                                 |
| Unconditional Gifts of Real, Personal, or Other Property, General Services Administration         |                           |     |     |      |  |   |  |                  |   |                                 |
| Fund Resources:   |                           |     |     |      |  |   |  |                  |   |                                 |
| Undisbursed Funds   | No Year                   |     | 047 | 8198 | 000                                      | 282,147.49  | -----  | -----            | -----   | 282,147.49                      |
| Total, Real Property Activities   |                           |     |     |      |  | 21,318,749,063.58   | 37,498,390.00  | -----            | -830,742,635.79   | 1,356,232.06                    |
| <b>Supply and Technology Activities</b>   |                           |     |     |      |  |   |  |                  |   |                                 |
| <b>General Fund Accounts</b>  |                           |     |     |      |  |   |  |                  |   |                                 |

Footnotes at End of Chapter

## Appropriations, Outlays, and Balances - Continued

| Appropriation or Fund Account<br><br>Title  | Account Symbol            |     |     |      | Balances,<br>Beginning of<br>Fiscal Year | Appropriations<br>and Other<br>Obligational<br>Authority <sup>1</sup> | Transfers<br>Borrowings<br>and<br>Investment<br>(Net) <sup>2</sup> | Outlays<br>(Net) | Balances<br>Withdrawn<br>and Other<br>Transactions <sup>3</sup> | Balances, End<br>of Fiscal Year |                  |
|---|---------------------------|-----|-----|------|--|---|--|------------------|---|---------------------------------|------------------|
|   | Period of<br>Availability | ATA | AID | MAIN |  |   |  |                  |   |                                 | SUB              |
| Technology Modernization Fund, General Services Administration<br>Fund Resources:   |                           |     |     |      |  |   |  |                  |   |                                 |                  |
| Undisbursed Funds   | 2021-2025                 |     | 047 | 0616 | 000                                      | 753,597,032.93  | -----  | -147,694,852.00  | 26,051,385.38   | -----                           | 579,850,795.55   |
|   | No Year                   |     |     |      |  | 126,647,699.33  | 50,000,000.00  | 469,124.00       | -35,434,117.72  | -----                           | 212,550,941.05   |
|   | Subtotal                  |     | 047 | 0616 | 000                                      | 880,244,732.26  | 50,000,000.00  | -147,225,728.00  | -9,382,732.34   | -----                           | 792,401,736.60   |
| <b>Special Fund Accounts</b>  |                           |     |     |      |  |   |  |                  |   |                                 |                  |
| Expenses of Transportation Audit Contracts and Contract<br>Administration, General Services Administration<br>Fund Resources: |                           |     |     |      |  |   |  |                  |   |                                 |                  |
| Undisbursed Funds   | 2023                      |     | 047 | 5250 | 000                                      | -----   | 16,059,290.00  | -----            | 7,673,670.61  | -----                           | 8,385,619.39     |
|   | 2022                      |     |     |      |  | 5,422,333.39  | -----  | -----            | 1,828,058.09  | 1,468,861.00                    | 2,125,414.30     |
|   | 2021                      |     |     |      |  | 2,693,964.09  | -----  | -----            | -----   | 2,443,963.00                    | 250,001.09       |
|   | 2020                      |     |     |      |  | 1,140,109.31  | -----  | -----            | -97.68  | 877,051.00                      | 263,155.99       |
|   | 2019                      |     |     |      |  | 6,016,901.21  | -----  | -----            | -6,947.32   | 5,683,535.00                    | 340,313.53       |
|   | 2018                      |     |     |      |  | 8,379,816.95  | -----  | -----            | -2,522.56   | 8,382,339.51                    | -----            |
|   | Subtotal                  |     | 047 | 5250 | 000                                      | 23,653,124.95   | 16,059,290.00  | -----            | 9,492,161.14  | 18,855,749.51                   | 11,364,504.30    |
| <b>Intragovernmental Funds</b>  |                           |     |     |      |  |   |  |                  |   |                                 |                  |
| Acquisition Services Fund, General Services Administration<br>Fund Resources:   |                           |     |     |      |  |   |  |                  |   |                                 |                  |
| Undisbursed Funds   | 2021-2025                 |     | 047 | 4534 | 001                                      | 100,067,948.98  | -----  | -----            | 33,071,300.22   | -----                           | 66,996,648.76    |
|   | No Year                   |     |     |      |  | 2,063,284,548.06  | -----  | -----            | -100,719,488.64   | 13,122,740.00                   | 2,150,881,296.70 |
|   | Subtotal                  |     | 047 | 4534 | 001                                      | 2,163,352,497.04  | -----  | -----            | -67,648,188.42  | 13,122,740.00                   | 2,217,877,945.46 |
| Total, Supply and Technology Activities   |                           |     |     |      |  | 3,067,250,354.25  | 66,059,290.00  | -147,225,728.00  | -67,538,759.62  | 31,978,489.51                   | 3,021,644,186.36 |
| <b>General Activities</b>   |                           |     |     |      |  |   |  |                  |   |                                 |                  |
| <b>General Fund Accounts</b>  |                           |     |     |      |  |   |  |                  |   |                                 |                  |
| Allowances and Office Staff for Former Presidents, General Services<br>Administration<br>Fund Resources:                      |                           |     |     |      |  |   |  |                  |   |                                 |                  |
| Undisbursed Funds   | 2023                      |     | 047 | 0105 | 000                                      | -----   | 5,200,000.00   | -----            | 4,245,782.57  | -----                           | 954,217.43       |
|   | 2022                      |     |     |      |  | 641,735.99  | -----  | -----            | 239,869.10  | -----                           | 401,866.89       |
|   | 2021                      |     |     |      |  | 587,568.67  | -----  | -----            | 169,079.32  | -----                           | 418,489.35       |
|   | 2020                      |     |     |      |  | 194,925.42  | -----  | -----            | -----   | -----                           | 194,925.42       |
|   | 2019                      |     |     |      |  | 796,018.53  | -----  | -----            | -----   | -----                           | 796,018.53       |
|   | 2018                      |     |     |      |  | 385,752.68  | -----  | -----            | -----   | 385,752.68                      | -----            |
|   | Subtotal                  |     | 047 | 0105 | 000                                      | 2,606,001.29  | 5,200,000.00   | -----            | 4,654,730.99  | 385,752.68                      | 2,765,517.62     |
| Expenses, Presidential Transition, General Services Administration<br>Fund Resources:   |                           |     |     |      |  |   |  |                  |   |                                 |                  |
| Undisbursed Funds   | 2021                      |     | 047 | 0107 | 000                                      | 518,826.22  | -----  | -----            | 124,910.32  | -----                           | 393,915.90       |

Footnotes at End of Chapter

Appropriations, Outlays, and Balances - Continued

| Appropriation or Fund Account<br><br>Title   | Account Symbol            |     |     |      | Balances,<br>Beginning of<br>Fiscal Year | Appropriations<br>and Other<br>Obligational<br>Authority <sup>1</sup> | Transfers<br>Borrowings<br>and<br>Investment<br>(Net) <sup>2</sup> | Outlays<br>(Net) | Balances<br>Withdrawn<br>and Other<br>Transactions <sup>3</sup> | Balances, End<br>of Fiscal Year |
|--|---------------------------|-----|-----|------|--|---|--|------------------|---|---------------------------------|
|  | Period of<br>Availability | ATA | AID | MAIN |  |   |  |                  |   |                                 |
| Office of Inspector General, General Services Administration<br>Fund Resources:      |                           |     |     |      |  |   |  |                  |   |                                 |
| Undisbursed Funds  | 2023                      |     | 047 | 0108 | 000                                      | 74,583,000.00   | -13,294.15   | 62,442,291.76    | -----   | 12,127,414.09                   |
|  | 2022                      |     |     |      |  | 5,916,035.77  | 12,060.00  | 3,656,324.63     | -----   | 2,271,771.14                    |
|  | 2021                      |     |     |      |  | 1,331,575.43  | -----  | 242,209.42       | -----   | 1,089,366.01                    |
|  | 2020                      |     |     |      |  | 668,656.73  | -----  | 120,517.65       | -----   | 548,139.08                      |
|  | 2019                      |     |     |      |  | 947,399.75  | -----  | -----            | -----   | 947,399.75                      |
|  | 2018                      |     |     |      |  | 1,500,577.81  | -----  | -----            | 1,500,577.81  | -----                           |
|  | No Year                   |     |     |      |  | 3,595,974.21  | -----  | -----            | -----   | 3,595,974.21                    |
| Funds Held Outside the Treasury  | 2023                      |     |     |      |  | -----   | 13,294.15  | -----            | -----   | 13,294.15                       |
|  | 2022                      |     |     |      |  | 12,060.00   | -12,060.00   | -----            | -----   | -----                           |
|  | Subtotal                  |     | 047 | 0108 | 000                                      | 13,972,279.70   | 74,583,000.00  | 66,461,343.46    | 1,500,577.81  | 20,593,358.43                   |
| Operating Expenses, General Services Administration<br>Fund Resources:               |                           |     |     |      |  |   |  |                  |   |                                 |
| Undisbursed Funds  | 2023                      |     | 047 | 0110 | 000                                      | -----   | 54,478,000.00  | -----            | 44,919,000.00   | 9,559,000.00                    |
|  | 2022                      |     |     |      |  | 11,898,527.38   | -----  | 7,543,919.57     | -----   | 4,354,607.81                    |
|  | 2021                      |     |     |      |  | 2,923,935.09  | -----  | 122,789.59       | -----   | 2,801,145.50                    |
|  | 2020                      |     |     |      |  | 2,231,185.67  | -----  | 54,265.31        | -----   | 2,176,920.36                    |
|  | 2019                      |     |     |      |  | 1,980,575.44  | -----  | -----            | -----   | 1,980,575.44                    |
|  | 2018                      |     |     |      |  | 1,250,657.26  | -----  | -6,000.59        | 1,256,657.85  | -----                           |
|  | No Year                   |     |     |      |  | 3,771,821.15  | -----  | -----            | -----   | 3,771,821.15                    |
|  | Subtotal                  |     | 047 | 0110 | 000                                      | 24,056,701.99   | 54,478,000.00  | 52,633,973.88    | 1,256,657.85  | 24,644,070.26                   |
| Expenses, Government-Wide Policy, General Services Administration<br>Fund Resources: |                           |     |     |      |  |   |  |                  |   |                                 |
| Undisbursed Funds  | 2023-2024                 |     | 047 | 0401 | 000                                      | -----   | 4,000,000.00   | -----            | -24,285,898.41  | 28,285,898.41                   |
|  | 2023                      |     |     |      |  | -----   | 67,186,000.00  | -----            | 46,366,978.17   | 20,819,021.83                   |
|  | 2022-2023                 |     |     |      |  | 30,844,368.09   | -----  | 17,545,193.05    | -----   | 13,299,175.04                   |
|  | 2022                      |     |     |      |  | 22,290,986.02   | -----  | 18,148,055.31    | -----   | 4,142,930.71                    |
|  | 2021-2022                 |     |     |      |  | 9,669,151.35  | -----  | 6,203,613.57     | -----   | 3,465,537.78                    |
|  | 2021                      |     |     |      |  | 2,592,564.36  | -----  | 1,783,883.93     | -----   | 808,680.43                      |
|  | 2020-2021                 |     |     |      |  | 2,539,172.67  | -----  | 871,213.39       | -----   | 1,667,959.28                    |
|  | 2020                      |     |     |      |  | 1,004,669.40  | -----  | 165,378.91       | -----   | 839,290.49                      |
|  | 2019-2020                 |     |     |      |  | 2,377,659.03  | -----  | 88,642.11        | -----   | 2,289,016.92                    |
|  | 2019                      |     |     |      |  | 1,417,095.40  | -----  | -87,426.43       | -----   | 1,504,521.83                    |
|  | 2018-2019                 |     |     |      |  | 2,373,983.44  | -----  | -665.44          | -----   | 2,374,648.88                    |
|  | 2018                      |     |     |      |  | 919,814.45  | -----  | 232,230.40       | 687,584.05  | -----                           |
|  | 2017-2018                 |     |     |      |  | 1,121,336.62  | -----  | 1,121,336.62     | -----   | -----                           |
|  | Subtotal                  |     | 047 | 0401 | 000                                      | 77,150,800.83   | 71,186,000.00  | 68,152,535.18    | 687,584.05  | 79,496,681.60                   |

Footnotes at End of Chapter

## Appropriations, Outlays, and Balances - Continued

| Appropriation or Fund Account<br><br>Title  | Account Symbol            |     |     |      | Balances,<br>Beginning of<br>Fiscal Year | Appropriations<br>and Other<br>Obligational<br>Authority <sup>1</sup> | Transfers<br>Borrowings<br>and<br>Investment<br>(Net) <sup>2</sup> | Outlays<br>(Net) | Balances<br>Withdrawn<br>and Other<br>Transactions <sup>3</sup> | Balances, End<br>of Fiscal Year |                |
|---|---------------------------|-----|-----|------|--|---|--|------------------|---|---------------------------------|----------------|
|   | Period of<br>Availability | ATA | AID | MAIN |  |   |  |                  |   |                                 | SUB            |
| Pre-Election Presidential Transition, General Services Administration<br>Fund Resources:<br>Undisbursed Funds | 2020-2021                 |     | 047 | 0603 | 000                                      | 3,450,149.54  | -----  | -----            | -----   | 3,450,149.54                    |                |
| Civilian Board of Contract Appeals, General Services Administration<br>Fund Resources:<br>Undisbursed Funds   | 2023                      |     | 047 | 0610 | 000                                      | -----   | 8,352,000.00   | -----            | 7,961,347.55  | -----                           | 390,652.45     |
|   | 2022-2023                 |     |     |      |  | 765,355.46  | -----  | -----            | 724,539.68  | -----                           | 40,815.78      |
|   | 2022                      |     |     |      |  | 328,852.44  | -----  | -----            | 251,862.68  | -----                           | 76,989.76      |
|   | 2021-2022                 |     |     |      |  | 161,215.09  | -----  | -----            | 78,569.07   | -----                           | 82,646.02      |
|   | 2021                      |     |     |      |  | 256,092.36  | -----  | -----            | -----   | -----                           | 256,092.36     |
|   | 2020                      |     |     |      |  | 374,072.76  | -----  | -----            | -----   | -----                           | 374,072.76     |
|   | 2019                      |     |     |      |  | 461,906.77  | -----  | -----            | -----   | -----                           | 461,906.77     |
|   | 2018                      |     |     |      |  | 271,180.41  | -----  | -----            | -----   | 271,180.41                      | -----          |
|   | No Year                   |     |     |      |  | -----   | 2,000,000.00   | -----            | -----   | -----                           | 2,000,000.00   |
|   | Subtotal                  |     | 047 | 0610 | 000                                      | 2,618,675.29  | 10,352,000.00  | -----            | 9,016,318.98  | 271,180.41                      | 3,683,175.90   |
| <b>Special Fund Accounts</b>  |                           |     |     |      |  |   |  |                  |   |                                 |                |
| Acquisition Workforce Training Fund, General Services Administration<br>Fund Resources:<br>Undisbursed Funds  | 2023-2025                 |     | 047 | 5381 | 000                                      | -----   | 14,737,579.56  | -----            | -----   | -----                           | 14,737,579.56  |
|   | 2022-2024                 |     |     |      |  | 8,178,889.00  | 5,295,261.26   | -----            | 3,941,197.66  | -----                           | 9,532,952.60   |
|   | 2021-2023                 |     |     |      |  | 11,973,013.23   | -----  | -----            | 3,431,812.06  | -----                           | 8,541,201.17   |
|   | 2020-2022                 |     |     |      |  | 4,283,129.70  | -----  | -----            | 4,095,003.83  | -----                           | 188,125.87     |
|   | 2019-2021                 |     |     |      |  | 1,070,095.25  | -----  | -----            | 258,503.61  | -----                           | 811,591.64     |
|   | 2018-2020                 |     |     |      |  | 397,543.83  | -----  | -----            | 140,954.08  | -----                           | 256,589.75     |
|   | 2017-2019                 |     |     |      |  | 671,708.01  | -----  | -----            | 606,510.62  | -----                           | 65,197.39      |
|   | 2016-2018                 |     |     |      |  | 136,688.62  | -----  | -----            | 521.06  | 136,167.56                      | -----          |
|   | Subtotal                  |     | 047 | 5381 | 000                                      | 26,711,067.64   | 20,032,840.82  | -----            | 12,474,502.92   | 136,167.56                      | 34,133,237.98  |
| <b>Intragovernmental Funds</b>  |                           |     |     |      |  |   |  |                  |   |                                 |                |
| Working Capital Fund, General Services Administration<br>Fund Resources:<br>Undisbursed Funds                 | 2021-2025                 |     | 047 | 4540 | 001                                      | 9,515,769.64  | -----  | 10,804,156.00    | 7,614,002.51  | -----                           | 12,705,923.13  |
|   | No Year                   |     |     |      |  | 364,278,882.68  | 5,900,000.00   | -469,124.00      | -7,319,787.91   | -----                           | 377,029,546.59 |
|   | Subtotal                  |     | 047 | 4540 | 001                                      | 373,794,652.32  | 5,900,000.00   | 10,335,032.00    | 294,214.60  | -----                           | 389,735,469.72 |
| Federal Citizen Services Fund, General Services Administration<br>Fund Resources:<br>Undisbursed Funds        | 2021-2025                 |     | 047 | 4549 | 001                                      | 8,516,991.99  | -----  | -4,960,679.00    | 2,405,026.86  | -----                           | 1,151,286.13   |
|   | 2023-2024                 |     |     |      |  | -----   | -----  | -----            | -15,000,001.00  | -----                           | 15,000,001.00  |
|   | 2021-2024                 |     |     |      |  | 129,872,639.14  | -----  | -----            | 47,885,033.48   | -----                           | 81,987,605.66  |
|   | No Year                   |     |     |      |  | 42,970,081.30   | 89,826,460.41  | -----            | 58,361,903.68   | -----                           | 74,434,638.03  |

Footnotes at End of Chapter

Appropriations, Outlays, and Balances - Continued

| Appropriation or Fund Account<br><br>Title | Account Symbol            |     |     |      | Balances,<br>Beginning of<br>Fiscal Year | Appropriations<br>and Other<br>Obligational<br>Authority <sup>1</sup> | Transfers<br>Borrowings<br>and<br>Investment<br>(Net) <sup>2</sup> | Outlays<br>(Net) | Balances<br>Withdrawn<br>and Other<br>Transactions <sup>3</sup> | Balances, End<br>of Fiscal Year |                   |
|--|---------------------------|-----|-----|------|--|---|--|------------------|---|---------------------------------|-------------------|
|  | Period of<br>Availability | ATA | AID | MAIN |  |   |  |                  |   |                                 | SUB               |
| Total, General Activities                  | Subtotal                  |     | 047 | 4549 | 001                                      | 181,359,712.43  | 89,826,460.41  | -4,960,679.00    | 93,651,963.02   | -----                           | 172,573,530.82    |
|  |                           |     |     |      |  | 706,238,867.25  | 331,558,301.23   | 5,374,353.00     | 307,464,493.35  | 4,237,920.36                    | 731,469,107.77    |
| <b>Deductions for Offsetting Receipts</b>  |                           |     |     |      |  |   |  |                  |   |                                 |                   |
| Proprietary Receipts from the Public       |                           |     |     |      |  | -----   | -92,798,048.28   | -----            | -92,798,048.28  | -----                           | -----             |
| Intrabudgetary Receipts Deducted by Agency |                           |     |     |      |  | -----   | -16,284,681.50   | -----            | -16,284,681.50  | -----                           | -----             |
| Total, Offsetting Receipts                 |                           |     |     |      |  | -----   | -109,082,729.78  | -----            | -109,082,729.78   | -----                           | -----             |
| Total, General Services Administration     |                           |     |     |      |  | 25,092,238,285.08   | 326,033,251.45   | -141,851,375.00  | -699,899,631.84   | 37,572,641.93                   | 25,938,747,151.44 |

Footnotes at End of Chapter

## Appropriations, Outlays, and Balances - Continued

---

### Footnotes

---

- 1 The amounts in this column, unless otherwise footnoted, represent appropriations, increases and rescissions in borrowing authority or new contract authority. Only appropriations with appropriation transfer activity are presented in Table 1 (Appropriations and Appropriation Transfers). Since the General Services Administration had no transfer activity during fiscal year 2023, Table 1 does not appear.
- 2 The amounts in this column, unless otherwise footnoted, represent transfers - other than appropriation transfers, borrowings (gross), investments (net), unrealized discounts or funds held outside the Treasury.
- 3 The amounts in this column, unless otherwise footnoted, represent obligated balances canceled for fiscal year 2018 pursuant to 31 U.S.C. 1553 and adjustments to borrowing and contract authority.
- 4 Represents capital transfer to miscellaneous receipts.

Appropriations, Outlays, and Balances - Continued

| Appropriation or Fund Account<br><br>Title  | Account Symbol            |     |     |      | Balances,<br>Beginning of<br>Fiscal Year | Appropriations<br>and Other<br>Obligational<br>Authority <sup>1</sup> | Transfers<br>Borrowings<br>and<br>Investment<br>(Net) <sup>2</sup> | Outlays<br>(Net) | Balances<br>Withdrawn<br>and Other<br>Transactions <sup>3</sup> | Balances, End<br>of Fiscal Year |                  |
|---|---------------------------|-----|-----|------|--|---|--|------------------|---|---------------------------------|------------------|
|   | Period of<br>Availability | ATA | AID | MAIN |  |   |  |                  |   |                                 | SUB              |
| <b>International Assistance Programs</b><br><b>Millennium Challenge Corporation</b><br><b>General Fund Accounts</b><br>Global Health Programs, State<br>Fund Resources:<br>Transfer To:<br>Millennium Challenge Corporation |                           |     |     |      |  |   |  |                  |   |                                 |                  |
|   | No Year                   | 524 | 019 | 1031 | 077                                      | 14,763.73   | -----  | -14,763.73       | -----   | -----                           |                  |
| Expenses, Millennium Challenge Corporation<br>Fund Resources:<br>Undisbursed Funds  |                           |     |     |      |  |   |  |                  |   |                                 |                  |
|   | No Year                   |     | 524 | 2750 | 000                                      | 5,667,600,012.09  | 830,000,000.00   | -----            | 729,932,326.24  | -----                           |                  |
| <b>Deductions for Offsetting Receipts</b><br>Proprietary Receipts from the Public   |                           |     |     |      |  |   |  |                  |   |                                 |                  |
|   |                           |     |     |      |  | -----   | -100,262.69  | -----            | -100,262.69   | -----                           |                  |
| Total, Millennium Challenge Corporation   |                           |     |     |      |  | 5,667,614,775.82  | 829,899,737.31   | -14,763.73       | 729,832,063.55  | -----                           | 5,767,667,685.85 |
| <b>International Security Assistance</b><br><b>General Fund Accounts</b><br>Peacekeeping Operations, International Security Assistance, State<br>Fund Resources:<br>Undisbursed Funds                                       |                           |     |     |      |  |   |  |                  |   |                                 |                  |
|   | 2023-2024                 |     | 011 | 1032 | 000                                      | -----   | 26,784,000.00  | -----            | -----   | -----                           | 26,784,000.00    |
|   | 2022-2023                 |     |     |      |  | 5,691,000.00  | -----  | -5,691,000.00    | -----   | -----                           | -----            |
|   | 2018                      |     |     |      |  | 163.00  | -----  | 805,563.03       | -----   | 805,726.03                      | -----            |
|   | 2017-2018                 |     |     |      |  | -----   | -----  | 1,972,971.74     | -----   | 1,972,971.74                    | -----            |
|   | 2014-2018                 |     |     |      |  | -----   | -----  | 3,554,471.40     | -----   | 3,554,471.40                    | -----            |
|   | 2013-2018                 |     |     |      |  | -----   | -----  | 207,381.60       | -----   | 207,381.60                      | -----            |
| Transfer To:<br>State   |                           |     |     |      |  |   |  |                  |   |                                 |                  |
|   | 2021-2026                 | 019 | 011 | 1032 | 000                                      | -----   | -----  | 67,000,000.00    | 55,566,840.00   | -----                           | 11,433,160.00    |
|   | 2021-2025                 |     |     |      |  | -----   | -----  | 2,240,252.00     | -----   | -----                           | 2,240,252.00     |
|   | 2020-2025                 |     |     |      |  | -----   | -----  | 8,270,586.00     | -----   | -----                           | 8,270,586.00     |
|   | 2023-2024                 |     |     |      |  | -----   | 303,216,000.00   | -----            | 65,302,159.48   | -----                           | 237,913,840.52   |
|   | 2022-2024                 |     |     |      |  | -----   | -----  | 2,127,889.00     | -----   | -----                           | 2,127,889.00     |
|   | 2020-2024                 |     |     |      |  | 2,095,187.00  | -----  | 2,748,226.00     | -----   | -----                           | 4,843,413.00     |
|   | 2019-2024                 |     |     |      |  | 13,231,496.22   | -----  | 4,400,953.00     | -----   | -----                           | 17,632,449.22    |
|   | 2023                      |     |     |      |  | -----   | 130,759,000.00   | -----            | 68,655,268.52   | -----                           | 62,103,731.48    |
|   | 2022-2023                 |     |     |      |  | 209,946,447.65  | -----  | -8,215,889.00    | 64,600,284.80   | -----                           | 137,130,273.85   |
|   | 2019-2023                 |     |     |      |  | 9,895,898.00  | -----  | 4,211,943.00     | 174,170.87  | -----                           | 13,933,670.13    |
|   | 2018-2023                 |     |     |      |  | 32,357,045.00   | -----  | 10,098,255.00    | 1,429,224.17  | -----                           | 41,026,075.83    |
|   | 2022                      |     |     |      |  | 102,588,918.85  | -----  | -----            | 69,958,276.87   | -----                           | 32,630,641.98    |
|   | 2021-2022                 |     |     |      |  | 117,432,029.97  | -----  | -----            | 61,166,779.77   | -----                           | 56,265,250.20    |
|   | 2018-2022                 |     |     |      |  | 10,934,071.00   | -----  | -----            | 3,433,254.90  | -----                           | 7,500,816.10     |
|   | 2017-2022                 |     |     |      |  | 8,054,211.38  | -----  | -----            | 5,905,659.31  | -----                           | 2,148,552.07     |
|   | 2021                      |     |     |      |  | 26,121,115.03   | -----  | -2,240,252.00    | 13,211,413.34   | -----                           | 10,669,449.69    |

Footnotes at End of Chapter



## Appropriations, Outlays, and Balances - Continued

| Appropriation or Fund Account<br><br>Title   | Account Symbol            |     |     |      | Balances,<br>Beginning of<br>Fiscal Year | Appropriations<br>and Other<br>Obligational<br>Authority <sup>1</sup> | Transfers<br>Borrowings<br>and<br>Investment<br>(Net) <sup>2</sup> | Outlays<br>(Net) | Balances<br>Withdrawn<br>and Other<br>Transactions <sup>3</sup> | Balances, End<br>of Fiscal Year |                |
|--|---------------------------|-----|-----|------|--|---|--|------------------|---|---------------------------------|----------------|
|  | Period of<br>Availability | ATA | AID | MAIN |  |   |  |                  |   |                                 | SUB            |
|  | 2020-2021                 |     |     |      | 42,265,680.89                            | -----   | -8,270,586.00  | 18,663,616.88    | -----   | 15,331,478.01                   |                |
|  | 2017-2021                 |     |     |      | 846,565.71                               | -----   | -----  | 50,991.80        | -----   | 795,573.91                      |                |
|  | 2016-2021                 |     |     |      | 12,633,848.62                            | -----   | -----  | 9,277,281.48     | -----   | 3,356,567.14                    |                |
|  | 2020                      |     |     |      | 5,769,195.47                             | -----   | -2,748,226.00  | -7,942,354.79    | -----   | 10,963,324.26                   |                |
|  | 2019-2020                 |     |     |      | 17,130,143.29                            | -----   | -4,400,953.00  | 7,756,825.67     | -----   | 4,972,364.62                    |                |
|  | 2016-2020                 |     |     |      | 2,771,226.27                             | -----   | -----  | 134,687.09       | -----   | 2,636,539.18                    |                |
|  | 2015-2020                 |     |     |      | 2,599,040.68                             | -----   | -----  | 366,512.13       | -----   | 2,232,528.55                    |                |
|  | 2019                      |     |     |      | 5,129,008.73                             | -----   | -4,211,943.00  | -149,534.29      | -----   | 1,066,600.02                    |                |
|  | 2018-2019                 |     |     |      | 4,693,579.60                             | -----   | -10,098,255.00   | -6,310,282.26    | -----   | 905,606.86                      |                |
|  | 2015-2019                 |     |     |      | 1,678,279.38                             | -----   | -----  | -----            | -----   | 1,678,279.38                    |                |
|  | 2014-2019                 |     |     |      | 638,475.81                               | -----   | -----  | -----            | -----   | 638,475.81                      |                |
|  | 2018                      |     |     |      | 610,719.27                               | -----   | -805,563.03  | -194,843.76      | -----   | -----                           |                |
|  | 2017-2018                 |     |     |      | 1,924,039.09                             | -----   | -1,972,971.74  | -48,932.65       | -----   | -----                           |                |
|  | 2014-2018                 |     |     |      | 2,566,224.93                             | -----   | -3,554,471.40  | -988,246.47      | -----   | -----                           |                |
|  | 2013-2018                 |     |     |      | 207,381.60                               | -----   | -207,381.60  | -----            | -----   | -----                           |                |
|  | No Year                   |     |     |      | 5,892,871.20                             | -----   | -----  | 428,942.88       | -----   | 5,463,928.32                    |                |
|  | Subtotal                  |     | 011 | 1032 | 000                                      | 645,703,863.64  | 460,759,000.00   | 55,221,000.00    | 430,447,995.74  | 6,540,550.77                    | 724,695,317.13 |
| Global Security Contingency Fund, International Security Assistance, State Fund Resources:                                 |                           |     |     |      |  |   |  |                  |   |                                 |                |
| Transfer To:   |                           |     |     |      |  |   |  |                  |   |                                 |                |
| State  | No Year                   | 019 | 011 | 1041 | 000                                      | 1,402,912.11  | -----  | -----            | 90,853.92   | -----                           | 1,312,058.19   |
| Defense  | No Year                   | 097 | 011 | 1041 | 000                                      | 3,152,196.86  | -----  | -----            | -----   | -----                           | 3,152,196.86   |
|  | Subtotal                  |     | 011 | 1041 | 000                                      | 4,555,108.97  | -----  | -----            | 90,853.92   | -----                           | 4,464,255.05   |
| Nonproliferation and Disarmament Fund, Funds Appropriated to the President Fund Resources:                                 |                           |     |     |      |  |   |  |                  |   |                                 |                |
| Transfer To:   |                           |     |     |      |  |   |  |                  |   |                                 |                |
| State  | No Year                   | 019 | 011 | 1071 | 000                                      | 37,286.16   | -----  | -----            | -----   | -----                           | 37,286.16      |
| Non-Proliferation, Anti-Terrorism, Demining and Related Programs, International Security Assistance, State Fund Resources: |                           |     |     |      |  |   |  |                  |   |                                 |                |
| Undisbursed Funds  |                           |     |     |      |  |   |  |                  |   |                                 |                |
|  | 2017-2018                 |     | 011 | 1075 | 000                                      | -----   | -----  | 26,888,761.00    | 26,888,761.00   | -----                           | -----          |
|  | 2013-2018                 |     |     |      |  | -----   | -----  | 1,329,861.12     | 1,329,861.12  | -----                           | -----          |
|  | No Year                   |     |     |      |  | 97,077.00   | -----  | -----            | -----   | -----                           | 97,077.00      |
| Transfer To:   |                           |     |     |      |  |   |  |                  |   |                                 |                |
| State  | 2023-2027                 | 019 | 011 | 1075 | 000                                      | -----   | 17,000,000.00  | -----            | 58,657.05   | -----                           | 16,941,342.95  |
|  | 2021-2026                 |     |     |      |  | -----   | -----  | 3,370,809.00     | -----   | -----                           | 3,370,809.00   |
|  | 2020-2025                 |     |     |      |  | 123,909.00  | -----  | 17,530,069.00    | 144,207.67  | -----                           | 17,509,770.33  |
|  | 2023-2024                 |     |     |      |  | -----   | 1,011,000,000.00   | -----            | 133,302,396.29  | -----                           | 877,697,603.71 |
|  | 2022-2024                 |     |     |      |  | 106,035,059.00  | -----  | -----            | 48,551,222.40   | -----                           | 57,483,836.60  |
|  | 2019-2024                 |     |     |      |  | 8,989,442.26  | -----  | 35,635,815.00    | 2,316,785.62  | -----                           | 42,308,471.64  |

Footnotes at End of Chapter

Appropriations, Outlays, and Balances - Continued

| Appropriation or Fund Account<br><br>Title  | Account Symbol            |     |     |      | Balances,<br>Beginning of<br>Fiscal Year | Appropriations<br>and Other<br>Obligational<br>Authority <sup>1</sup> | Transfers<br>Borrowings<br>and<br>Investment<br>(Net) <sup>2</sup> | Outlays<br>(Net) | Balances<br>Withdrawn<br>and Other<br>Transactions <sup>3</sup> | Balances, End<br>of Fiscal Year |                  |
|---|---------------------------|-----|-----|------|--|---|--|------------------|---|---------------------------------|------------------|
|   | Period of<br>Availability | ATA | AID | MAIN |  |   |  |                  |   |                                 | SUB              |
|   | 2022-2023                 |     |     |      | 779,879,433.59                           | -----   | -11,888,000.00   | 181,111,341.65   | -----   | 586,880,091.94                  |                  |
|   | 2018-2023                 |     |     |      | 38,088,159.80                            | -----   | 41,170,195.00  | 15,424,969.01    | -----   | 63,833,385.79                   |                  |
|   | 2021-2022                 |     |     |      | 578,089,834.22                           | -----   | -3,370,809.00  | 321,778,572.39   | -----   | 252,940,452.83                  |                  |
|   | 2020-2022                 |     |     |      | 1,000,000.00                             | -----   | -----  | 723,177.51       | -----   | 276,822.49                      |                  |
|   | 2017-2022                 |     |     |      | 67,861,981.70                            | -----   | -----  | 29,140,944.59    | -----   | 38,721,037.11                   |                  |
|   | 2020-2021                 |     |     |      | 284,621,490.10                           | -----   | -17,530,069.00   | 134,896,513.80   | -----   | 132,194,907.30                  |                  |
|   | 2016-2021                 |     |     |      | 54,730,092.64                            | -----   | -----  | 16,985,515.51    | -----   | 37,744,577.13                   |                  |
|   | 2019-2020                 |     |     |      | 177,384,021.22                           | -----   | -35,635,815.00   | 59,036,722.51    | -----   | 82,711,483.71                   |                  |
|   | 2015-2020                 |     |     |      | 4,999,860.26                             | -----   | -----  | 1,192,681.55     | -----   | 3,807,178.71                    |                  |
|   | 2018-2019                 |     |     |      | 115,479,943.95                           | -----   | -41,170,195.00   | 30,883,119.39    | -----   | 43,426,629.56                   |                  |
|   | 2014-2019                 |     |     |      | 6,151,184.62                             | -----   | -----  | 1,851,978.38     | -----   | 4,299,206.24                    |                  |
|   | 2017-2018                 |     |     |      | 34,367,323.96                            | -----   | -26,888,761.00   | 7,478,562.96     | -----   | -----                           |                  |
|   | 2013-2018                 |     |     |      | 1,338,085.12                             | -----   | -1,329,861.12  | 8,224.00         | -----   | -----                           |                  |
|   | No Year                   |     |     |      | 281,777,799.51                           | 15,000,000.00   | -----  | 41,182,055.67    | -----   | 255,595,743.84                  |                  |
|   | Subtotal                  |     | 011 | 1075 | 000                                      | 2,541,014,697.95  | 1,043,000,000.00   | -11,888,000.00   | 1,026,067,647.95  | 28,218,622.12                   | 2,517,840,427.88 |
| International Military Education and Training, Funds Appropriated to<br>the President<br>Fund Resources:<br>Undisbursed Funds | 2023-2024                 |     | 011 | 1081 | 000                                      | -----   | 27,576,817.82  | -----            | -----   | -----                           | 27,576,817.82    |
|   | 2022-2023                 |     |     |      | 500,000.00                               | -----   | 1,535,864.84   | -----            | -----   | -----                           | 2,035,864.84     |
|   | 2019-2023                 |     |     |      | -----                                    | -----   | 229,234.00   | -----            | -----   | -----                           | 229,234.00       |
|   | 2022                      |     |     |      | 21,624,735.43                            | -----   | -21,624,735.43   | -----            | -----   | -----                           | -----            |
|   | 2021-2022                 |     |     |      | 1,037,992.80                             | -----   | -----  | -----            | -----   | -----                           | 1,037,992.80     |
|   | 2018-2022                 |     |     |      | 553,282.50                               | -----   | -----  | -----            | -----   | -----                           | 553,282.50       |
|   | 2020-2021                 |     |     |      | 2,586,794.00                             | -----   | -----  | -----            | -----   | -----                           | 2,586,794.00     |
|   | 2019-2021                 |     |     |      | 315,379.00                               | -----   | -----  | -----            | -----   | -----                           | 315,379.00       |
|   | 2017-2021                 |     |     |      | 720,226.70                               | -----   | -----  | -----            | -----   | -----                           | 720,226.70       |
|   | 2020                      |     |     |      | 15,060,654.24                            | -----   | -----  | -----            | -----   | -----                           | 15,060,654.24    |
|   | 2019-2020                 |     |     |      | 2,199,945.00                             | -----   | -----  | -----            | -----   | -----                           | 2,199,945.00     |
|   | 2016-2020                 |     |     |      | 2,354,084.00                             | -----   | -----  | -----            | -----   | -----                           | 2,354,084.00     |
|   | 2019                      |     |     |      | 390,179.50                               | -----   | -----  | -----            | -----   | -----                           | 390,179.50       |
|   | 2018-2019                 |     |     |      | 518,390.00                               | -----   | -----  | -----            | -----   | -----                           | 518,390.00       |
|   | 2015-2019                 |     |     |      | 603,718.51                               | -----   | -----  | -----            | -----   | -----                           | 603,718.51       |
|   | 2018                      |     |     |      | -----                                    | -----   | 4,009,480.56   | -----            | 4,009,480.56  | -----                           | -----            |
|   | 2017-2018                 |     |     |      | 31,908.00                                | -----   | 481,044.91   | -----            | 512,952.91  | -----                           | -----            |
|   | 2014-2018                 |     |     |      | 1,672,895.20                             | -----   | 1,741,290.60   | -----            | 3,414,185.80  | -----                           | -----            |
|   | No Year                   |     |     |      | 8,795,767.15                             | 3,000,000.00  | -4,613,903.00  | -----            | -----   | -----                           | 7,181,864.15     |
| Transfer To:<br>Navy  | 2021                      | 017 | 011 | 1081 | 000                                      | 4,309,086.50  | -----  | -3,355.00        | 865,522.71  | -----                           | 3,440,208.79     |
|   | 2020                      |     |     |      | 6,068,771.33                             | -----   | -----  | -14,442.92       | -----   | -----                           | 6,083,214.25     |
|   | 2019                      |     |     |      | 7,802,419.41                             | -----   | -2,565,853.00  | -61,650.91       | -----   | -----                           | 5,298,217.32     |

Footnotes at End of Chapter

## Appropriations, Outlays, and Balances - Continued

| Appropriation or Fund Account |                           | Account Symbol |      |      |              | Balances,<br>Beginning of<br>Fiscal Year | Appropriations<br>and Other<br>Obligational<br>Authority <sup>1</sup> | Transfers<br>Borrowings<br>and<br>Investment<br>(Net) <sup>2</sup> | Outlays<br>(Net) | Balances<br>Withdrawn<br>and Other<br>Transactions <sup>3</sup> | Balances, End<br>of Fiscal Year |
|-------------------------------|---------------------------|----------------|------|------|--------------|--|---|--|------------------|---|---------------------------------|
| Title                         | Period of<br>Availability | ATA            | AID  | MAIN | SUB          |  |   |  |                  |   |                                 |
| Army                          | 2018-2019                 |                |      |      |              | 603,359.12                               | -----   | -----  | -8,589.63        | -----   | 611,948.75                      |
|                               | 2015-2019                 |                |      |      |              | 1,421,684.85                             | -----   | -----  | -28,645.63       | -----   | 1,450,330.48                    |
|                               | 2018                      |                |      |      |              | 2,199,204.47                             | -----   | -2,156,909.71  | 42,294.76        | -----   | -----                           |
|                               | 2017-2018                 |                |      |      |              | 249,544.24                               | -----   | -249,544.24  | -----            | -----   | -----                           |
|                               | 2014-2018                 |                |      |      |              | 918,438.64                               | -----   | -902,589.09  | 15,849.55        | -----   | -----                           |
|                               | No Year                   |                |      |      |              | 164,332.29                               | -----   | -----  | 62,048.31        | -----   | 102,283.98                      |
|                               | 2019-2023                 | 021            | 011  | 1081 | 000          | -----                                    | -----   | 3,660,711.00   | 1,067,470.20     | -----   | 2,593,240.80                    |
|                               | 2021-2022                 |                |      |      |              | 8,455,337.07                             | -----   | 185.00   | 5,442,983.44     | -----   | 3,012,538.63                    |
|                               | 2018-2022                 |                |      |      |              | 3,888,412.64                             | -----   | -----  | 2,765,773.71     | -----   | 1,122,638.93                    |
|                               | 2021                      |                |      |      |              | 5,014,706.42                             | -----   | 3,500.00   | -28,320.21       | -----   | 5,046,526.63                    |
|                               | 2020-2021                 |                |      |      |              | 2,179,395.03                             | -----   | -----  | 20,235.66        | -----   | 2,159,159.37                    |
|                               | 2017-2021                 |                |      |      |              | 1,347,829.58                             | -----   | -----  | 85,813.03        | -----   | 1,262,016.55                    |
|                               | 2020                      |                |      |      |              | 10,012,598.13                            | -----   | -----  | 585,982.08       | -----   | 9,426,616.05                    |
|                               | 2019-2020                 |                |      |      |              | 2,400,555.28                             | -----   | -----  | -----            | -----   | 2,400,555.28                    |
|                               | 2016-2020                 |                |      |      |              | 1,464,178.90                             | -----   | -----  | 32,333.55        | -----   | 1,431,845.35                    |
|                               | 2019                      |                |      |      |              | 8,342,025.57                             | -----   | -5,736,235.00  | 1,956,746.75     | -----   | 649,043.82                      |
|                               | 2018-2019                 |                |      |      |              | 1,171,993.76                             | -----   | -----  | 84,359.00        | -----   | 1,087,634.76                    |
|                               | 2015-2019                 |                |      |      |              | 994,698.19                               | -----   | -----  | 79,344.57        | -----   | 915,353.62                      |
|                               | 2018                      |                |      |      |              | 847,376.25                               | -----   | -762,173.13  | 85,203.12        | -----   | -----                           |
|                               | 2017-2018                 |                |      |      |              | 219,960.96                               | -----   | -219,960.96  | -----            | -----   | -----                           |
| 2014-2018                     |                           |                |      |      | 311,802.07   | -----                                    | -309,853.02   | 1,949.05   | -----            | -----   |                                 |
| No Year                       |                           |                |      |      | 2,715,523.51 | -----                                    | 43,300.00   | 1,049,575.54   | -----            | 1,709,247.97  |                                 |
| 2019-2023                     | 057                       | 011            | 1081 | 000  | -----        | -----                                    | 963,740.00  | 281,541.44   | -----            | 682,198.56  |                                 |
| 2021-2022                     |                           |                |      |      | 1,394,157.12 | -----                                    | 5,335.00  | 750,425.05   | -----            | 649,067.07  |                                 |
| 2018-2022                     |                           |                |      |      | 549,533.92   | -----                                    | 13,165.00   | 362,962.70   | -----            | 199,736.22  |                                 |
| 2021                          |                           |                |      |      | 2,706,200.84 | -----                                    | -145.00   | 560,774.37   | -----            | 2,145,281.47  |                                 |
| 2020-2021                     |                           |                |      |      | 1,468,541.52 | -----                                    | -----   | -158,905.98  | -----            | 1,627,447.50  |                                 |
| 2019-2021                     |                           |                |      |      | 3,564.03     | -----                                    | -----   | -22,032.79   | -----            | 25,596.82   |                                 |
| 2017-2021                     |                           |                |      |      | 537,486.49   | -----                                    | -----   | 44,289.56  | -----            | 493,196.93  |                                 |
| 2020                          |                           |                |      |      | 3,915,307.67 | -----                                    | -----   | 111,409.66   | -----            | 3,803,898.01  |                                 |
| 2019-2020                     |                           |                |      |      | 610,122.16   | -----                                    | -----   | 182,824.19   | -----            | 427,297.97  |                                 |
| 2016-2020                     |                           |                |      |      | 863,989.77   | -----                                    | -----   | 147,098.10   | -----            | 716,891.67  |                                 |
| 2019                          |                           |                |      |      | 2,281,860.57 | -----                                    | -417,745.00   | -----  | -----            | 1,864,115.57  |                                 |
| 2018-2019                     |                           |                |      |      | 411,394.53   | -----                                    | -----   | -2.00  | -----            | 411,396.53  |                                 |
| 2015-2019                     |                           |                |      |      | 733,551.45   | -----                                    | -----   | 4,631.70   | -----            | 728,919.75  |                                 |
| 2018                          |                           |                |      |      | 1,099,784.25 | -----                                    | -1,090,397.72   | 9,386.53   | -----            | -----   |                                 |
| 2017-2018                     |                           |                |      |      | 11,539.71    | -----                                    | -11,539.71  | -----  | -----            | -----   |                                 |
| 2014-2018                     |                           |                |      |      | 524,816.29   | -----                                    | -528,848.49   | -4,032.20  | -----            | -----   |                                 |
| No Year                       |                           |                |      |      | 1,965,520.04 | -----                                    | 708,385.00  | 805,997.26   | -----            | 1,867,907.78  |                                 |
| Defense                       | 2023-2024                 | 097            | 011  | 1081 | 000          | -----                                    | 82,348,182.18   | -----  | 33,254,503.88    | -----   | 49,093,678.30                   |

Footnotes at End of Chapter

Appropriations, Outlays, and Balances - Continued

| Appropriation or Fund Account<br><br>Title  | Account Symbol            |     |     |             | Balances,<br>Beginning of<br>Fiscal Year | Appropriations<br>and Other<br>Obligational<br>Authority <sup>1</sup> | Transfers<br>Borrowings<br>and<br>Investment<br>(Net) <sup>2</sup> | Outlays<br>(Net) | Balances<br>Withdrawn<br>and Other<br>Transactions <sup>3</sup> | Balances, End<br>of Fiscal Year |
|---|---------------------------|-----|-----|-------------|--|---|--|------------------|---|---------------------------------|
|   | Period of<br>Availability | ATA | AID | MAIN<br>SUB |  |   |  |                  |   |                                 |
|   | 2022-2023                 |     |     |             | 4,434,468.19                             | -----   | 20,088,870.59  | 7,892,042.02     | -----   | 16,631,296.76                   |
|   | 2019-2023                 |     |     |             | -----                                    | -----   | 3,866,148.00   | 1,060,956.01     | -----   | 2,805,191.99                    |
|   | 2022                      |     |     |             | 56,642,297.14                            | -----   | -----  | 40,794,447.85    | -----   | 15,847,849.29                   |
|   | 2021-2022                 |     |     |             | 5,616,963.71                             | -----   | -5,520.00  | 3,849,618.55     | -----   | 1,761,825.16                    |
|   | 2018-2022                 |     |     |             | 3,464,927.82                             | -----   | -13,165.00   | 2,772,850.99     | -----   | 678,911.83                      |
|   | 2021                      |     |     |             | 67,854.53                                | -----   | -----  | 13,007.78        | -----   | 54,846.75                       |
|   | 2020-2021                 |     |     |             | 1,627,012.70                             | -----   | -----  | 216,635.89       | -----   | 1,410,376.81                    |
|   | 2017-2021                 |     |     |             | 1,309,058.85                             | -----   | -----  | 62,853.99        | -----   | 1,246,204.86                    |
|   | 2020                      |     |     |             | 439,273.09                               | -----   | -----  | -31,119.84       | -----   | 470,392.93                      |
|   | 2019-2020                 |     |     |             | 766,145.37                               | -----   | -----  | 18,797.01        | -----   | 747,348.36                      |
|   | 2016-2020                 |     |     |             | 2,918,110.01                             | -----   | -----  | 15,938.86        | -----   | 2,902,171.15                    |
|   | 2019                      |     |     |             | -----                                    | -----   | -----  | -8,574.23        | -----   | 8,574.23                        |
|   | No Year                   |     |     |             | 2,080,111.47                             | -----   | 3,862,218.00   | 983,363.31       | -----   | 4,958,966.16                    |
|   | Subtotal                  |     | 011 | 1081        | 000                                      | 230,512,779.48  | 112,925,000.00   | 108,073,525.39   | 7,936,619.27  | 227,427,634.82                  |
| Foreign Military Financing Program, Funds Appropriated to the<br>President<br>Fund Resources: |                           |     |     |             |  |   |  |                  |   |                                 |
| Undisbursed Funds   | 2023-2024                 |     | 011 | 1082        | 000                                      | -----   | 1,500,000,000.00   | -----            | -----   | 1,500,000,000.00                |
|   | 2022-2024                 |     |     |             | 1,931,000,000.00                         | -----   | -1,401,000,000.00  | -----            | -----   | 530,000,000.00                  |
|   | 2022-2023                 |     |     |             | 1,300,000,000.00                         | -----   | -1,300,000,000.00  | -----            | -----   | -----                           |
|   | 2021-2022                 |     |     |             | 75,000,000.00                            | -----   | -----  | -----            | -----   | 75,000,000.00                   |
|   | 2021                      |     |     |             | 38,746.07                                | -----   | -----  | -----            | -----   | -----                           |
|   | 2020                      |     |     |             | 9,917.80                                 | -----   | -38,746.07   | -----            | -----   | -----                           |
|   | 2020                      |     |     |             | 9,917.80                                 | -----   | -9,917.80  | -----            | -----   | -----                           |
|   | 2016-2020                 |     |     |             | 21,408,962.29                            | -----   | -----  | -----            | -----   | 21,408,962.29                   |
|   | 2019                      |     |     |             | 326,294.03                               | -----   | -326,294.03  | -----            | -----   | -----                           |
|   | 2015-2019                 |     |     |             | 12,587,196.49                            | -----   | -----  | -----            | -----   | 12,587,196.49                   |
|   | 2018                      |     |     |             | -----                                    | -----   | 2,784,240.76   | -----            | 2,784,240.76  | -----                           |
|   | 2014-2018                 |     |     |             | -----                                    | -----   | 2,585,168.74   | -----            | 2,585,168.74  | -----                           |
|   | 2013-2018                 |     |     |             | -----                                    | -----   | 57,148,302.07  | -----            | 57,148,302.07   | -----                           |
| Transfer To:  |                           |     |     |             |  |   |  |                  |   |                                 |
| Navy  | 2018-2022                 | 017 | 011 | 1082        | 000                                      | 7,086.80  | -----  | -----            | -----   | 7,086.80                        |
|   | 2021                      |     |     |             | 516,872.06                               | -----   | -----  | 321,630.50       | -----   | 195,241.56                      |
|   | 2020                      |     |     |             | 54,519.47                                | -----   | -----  | -----            | -----   | 54,519.47                       |
|   | 2019                      |     |     |             | 24,195.04                                | -----   | -----  | -----            | -----   | 24,195.04                       |
|   | 2018                      |     |     |             | 220,286.16                               | -----   | -121,242.73  | 99,043.43        | -----   | -----                           |
| State   | 2022-2026                 | 019 | 011 | 1082        | 000                                      | -----   | 2,052,490.00   | -----            | -----   | 2,052,490.00                    |
|   | 2020-2024                 |     |     |             | 729,373.64                               | -----   | -----  | -19,640.08       | -----   | 749,013.72                      |
|   | 2023                      |     |     |             | -----                                    | 5,946,098.00  | -----  | 3,836,130.66     | -----   | 2,109,967.34                    |
|   | 2019-2023                 |     |     |             | 51,632.42                                | -----   | -----  | 20,663.64        | -----   | 30,968.78                       |
|   | 2022                      |     |     |             | 2,082,637.24                             | -----   | -2,052,490.00  | 28,737.17        | -----   | 1,410.07                        |
|   | 2021                      |     |     |             | 60,000.00                                | -----   | -----  | -17,754.05       | -----   | 77,754.05                       |

Footnotes at End of Chapter

## Appropriations, Outlays, and Balances - Continued

| Appropriation or Fund Account |                           | Account Symbol |     |      |     | Balances,<br>Beginning of<br>Fiscal Year | Appropriations<br>and Other<br>Obligational<br>Authority <sup>1</sup> | Transfers<br>Borrowings<br>and<br>Investment<br>(Net) <sup>2</sup> | Outlays<br>(Net) | Balances<br>Withdrawn<br>and Other<br>Transactions <sup>3</sup> | Balances, End<br>of Fiscal Year |
|-------------------------------|---------------------------|----------------|-----|------|-----|--|---|--|------------------|---|---------------------------------|
| Title                         | Period of<br>Availability | ATA            | AID | MAIN | SUB |  |   |  |                  |   |                                 |
|                               | 2020                      |                |     |      |     | 1.05                                     | -----   | -----  | -----            | -----   | 1.05                            |
|                               | 2019-2020                 |                |     |      |     | 6,054,994.07                             | -----   | -----  | 4,039,669.59     | -----   | 2,015,324.48                    |
|                               | 2016-2020                 |                |     |      |     | 34.59                                    | -----   | -----  | -----            | -----   | 34.59                           |
|                               | 2019                      |                |     |      |     | 40.80                                    | -----   | -----  | -92,260.28       | -----   | 92,301.08                       |
|                               | 2015-2019                 |                |     |      |     | 2,649.57                                 | -----   | -----  | -----            | -----   | 2,649.57                        |
|                               | 2018                      |                |     |      |     | 2,177.46                                 | -----   | -2,177.46  | -----            | -----   | -----                           |
| Army                          | 2021                      | 021            | 011 | 1082 | 000 | 10,402.11                                | -----   | -----  | 2,604.49         | -----   | 7,797.62                        |
|                               | 2020                      |                |     |      |     | 31,972.33                                | -----   | -----  | 63.04            | -----   | 31,909.29                       |
| Air Force                     | 2021                      | 057            | 011 | 1082 | 000 | 216,720.09                               | -----   | -1,450.00  | 2,516.40         | -----   | 212,753.69                      |
|                               | 2019                      |                |     |      |     | 493,432.36                               | -----   | -250,000.00  | -3,115.86        | -----   | 246,548.22                      |
|                               | 2018                      |                |     |      |     | 11,320.97                                | -----   | -8,713.91  | 2,607.06         | -----   | -----                           |
| Defense                       | 2022-2026                 | 097            | 011 | 1082 | 000 | -----                                    | -----   | 14,000,000.00  | 9,860,902.45     | -----   | 4,139,097.55                    |
|                               | 2021-2025                 |                |     |      |     | 234,729,829.17                           | -----   | -----  | 127,687,507.37   | -----   | 107,042,321.80                  |
|                               | 2020-2025                 |                |     |      |     | 130,683,873.00                           | -----   | -----  | 62,368,784.00    | -----   | 68,315,089.00                   |
|                               | 2023-2024                 |                |     |      |     | -----                                    | 80,000,000.00   | -----  | -----            | -----   | 80,000,000.00                   |
|                               | 2022-2024                 |                |     |      |     | 2,713,566,520.00                         | -----   | 1,341,000,000.00   | 447,904,309.00   | -----   | 3,606,662,211.00                |
|                               | 2020-2024                 |                |     |      |     | 133,482,402.00                           | -----   | -----  | 78,235,274.77    | -----   | 55,247,127.23                   |
|                               | 2019-2024                 |                |     |      |     | 54,050,031.53                            | -----   | -----  | 5,900,621.00     | -----   | 48,149,410.53                   |
|                               | 2023                      |                |     |      |     | -----                                    | 4,547,102,902.00  | -----  | 3,507,132,319.10 | -----   | 1,039,970,582.90                |
|                               | 2022-2023                 |                |     |      |     | -----                                    | -----   | 1,300,000,000.00   | -----            | -----   | 1,300,000,000.00                |
|                               | 2019-2023                 |                |     |      |     | 177,648,513.21                           | -----   | 1,286,955.37   | 134,957,019.11   | -----   | 43,978,449.47                   |
|                               | 2018-2023                 |                |     |      |     | 53,078,717.11                            | -----   | 10,140,595.00  | 18,071,409.93    | -----   | 45,147,902.18                   |
|                               | 2022                      |                |     |      |     | 1,378,325,026.65                         | -----   | -14,000,000.00   | 377,660,820.31   | -----   | 986,664,206.34                  |
|                               | 2021-2022                 |                |     |      |     | 1,739,124,824.88                         | -----   | -67,000,000.00   | 1,237,876,780.43 | -----   | 434,248,044.45                  |
|                               | 2018-2022                 |                |     |      |     | 83,321,936.19                            | -----   | 150,941,911.04   | 58,285,474.35    | -----   | 175,978,372.88                  |
|                               | 2017-2022                 |                |     |      |     | 92,411,213.36                            | -----   | -----  | 45,455,725.63    | -----   | 46,955,487.73                   |
|                               | 2021                      |                |     |      |     | 280,139,781.15                           | -----   | 40,196.07  | 127,785,488.00   | -----   | 152,394,489.22                  |
|                               | 2020-2021                 |                |     |      |     | 370,642,630.00                           | -----   | -130,000,000.00  | 69,353,639.94    | -----   | 171,288,990.06                  |
|                               | 2017-2021                 |                |     |      |     | 22,346,572.31                            | -----   | -----  | 3,344,526.53     | -----   | 19,002,045.78                   |
|                               | 2016-2021                 |                |     |      |     | 117,217,332.61                           | -----   | -----  | 9,334,782.36     | -----   | 107,882,550.25                  |
|                               | 2020                      |                |     |      |     | 295,024,770.58                           | -----   | 9,917.80   | 127,517,713.84   | -----   | 167,516,974.54                  |
|                               | 2016-2020                 |                |     |      |     | 27,125,515.72                            | -----   | -----  | 14,385,324.98    | -----   | 12,740,190.74                   |
|                               | 2015-2020                 |                |     |      |     | 63,458,654.00                            | -----   | -----  | 8,479,006.00     | -----   | 54,979,648.00                   |
|                               | 2019                      |                |     |      |     | 375,874,662.12                           | -----   | -710,661.34  | 287,164,693.18   | -----   | 87,999,307.60                   |
|                               | 2018-2019                 |                |     |      |     | 27,140,595.00                            | -----   | -10,140,595.00   | 17,000,000.00    | -----   | -----                           |
|                               | 2015-2019                 |                |     |      |     | 2,602,649.44                             | -----   | -----  | 689,343.80       | -----   | 1,913,305.64                    |
|                               | 2018                      |                |     |      |     | 182,204,770.42                           | -----   | -153,594,017.70  | 28,610,752.72    | -----   | -----                           |
|                               | 2014-2018                 |                |     |      |     | 54,590,074.57                            | -----   | -2,585,168.74  | 52,004,905.83    | -----   | -----                           |
|                               | 2013-2018                 |                |     |      |     | 57,148,302.07                            | -----   | -57,148,302.07   | -----            | -----   | -----                           |
|                               | No Year                   |                |     |      |     | -----                                    | -----   | -----  | -371.86          | -----   | 371.86                          |

Footnotes at End of Chapter

Appropriations, Outlays, and Balances - Continued

| Appropriation or Fund Account<br><br>Title   | Account Symbol            |     |     |             | Balances,<br>Beginning of<br>Fiscal Year | Appropriations<br>and Other<br>Obligational<br>Authority <sup>1</sup> | Transfers<br>Borrowings<br>and<br>Investment<br>(Net) <sup>2</sup> | Outlays<br>(Net)  | Balances<br>Withdrawn<br>and Other<br>Transactions <sup>3</sup> | Balances, End<br>of Fiscal Year |                   |
|--|---------------------------|-----|-----|-------------|--|---|--|-------------------|---|---------------------------------|-------------------|
|  | Period of<br>Availability | ATA | AID | MAIN<br>SUB |  |   |  |                   |   |                                 |                   |
| Subtotal   |                           |     | 011 | 1082        | 000                                      | 12,016,880,662.00   | 6,133,049,000.00   | -257,000,000.00   | 6,865,287,648.48  | 62,517,711.57                   | 10,965,124,301.95 |
| Foreign Military Financing, Direct Loan Program Account, Funds<br>Appropriated to the President<br>Fund Resources: |                           |     |     |             |  |   |  |                   |   |                                 |                   |
| Undisbursed Funds  | 2022-2024                 |     | 011 | 1085        | 000                                      | -----   | -----  | 60,000,000.00     | -----   | -----                           | 60,000,000.00     |
| Economic Support Fund, Funds Appropriated to the President<br>Fund Resources:                                      |                           |     |     |             |  |   |  |                   |   |                                 |                   |
| Undisbursed Funds  | 2023-2027                 |     | 072 | 1037        | 000                                      | -----   | 41,700,000.00  | -----             | -----   | -----                           | 41,700,000.00     |
|  | 2022-2026                 |     |     |             |  | -----   | -----  | 12,600,000.00     | -----   | -----                           | 12,600,000.00     |
|  | 2021-2026                 |     |     |             |  | -----   | -----  | 2,054,422,162.62  | 715,922,841.26  | 4 6,253.31                      | 1,338,493,068.05  |
|  | 2020-2026                 |     |     |             |  | -----   | -----  | 46,209,010.79     | 21,052,697.98   | -----                           | 25,156,312.81     |
|  | 2018-2026                 |     |     |             |  | -----   | -----  | 7,543,754.74      | 3,259,916.29  | -----                           | 4,283,838.45      |
|  | 2020-2025                 |     |     |             |  | 1,116,625,085.72  | -----  | 58,000,000.00     | 523,800,048.14  | -----                           | 650,825,037.58    |
|  | 2017-2025                 |     |     |             |  | 3,402,640.34  | -----  | -----             | 285,883.52  | -----                           | 3,116,756.82      |
|  | 2023-2024                 |     |     |             |  | -----   | 21,159,983,500.00  | -----             | 14,482,399,036.55   | -----                           | 6,677,584,463.45  |
|  | 2022-2024                 |     |     |             |  | 1,162,968,503.84  | -----  | -76,145,000.00    | 287,223,265.78  | -----                           | 799,600,238.06    |
|  | 2019-2024                 |     |     |             |  | 802,267,132.92  | -----  | -----             | 327,975,952.94  | -----                           | 474,291,179.98    |
|  | 2016-2024                 |     |     |             |  | 333,215.00  | -----  | -----             | -----   | -----                           | 333,215.00        |
|  | 2022-2023                 |     |     |             |  | 4,084,490,407.90  | 15,000,000.00  | -1,262,912,320.00 | 946,552,141.82  | -----                           | 1,890,025,946.08  |
|  | 2019-2023                 |     |     |             |  | 10,000,000.00   | -----  | -----             | 1,615,009.96  | -----                           | 8,384,990.04      |
|  | 2018-2023                 |     |     |             |  | 639,897,074.14  | -----  | -----             | 282,583,905.84  | -----                           | 357,313,168.30    |
|  | 2015-2023                 |     |     |             |  | 4,595,478.90  | -----  | -----             | 1,214,974.98  | -----                           | 3,380,503.92      |
|  | 2021-2022                 |     |     |             |  | 3,282,799,448.39  | -----  | -2,054,422,162.62 | 802,933,885.98  | -----                           | 425,443,399.79    |
|  | 2020-2022                 |     |     |             |  | 63,209,010.79   | -----  | -46,209,010.79    | -2.00   | -----                           | 17,000,002.00     |
|  | 2018-2022                 |     |     |             |  | 7,543,754.74  | -----  | -7,543,754.74     | -----   | -----                           | -----             |
|  | 2017-2022                 |     |     |             |  | 398,380,984.99  | -----  | -----             | 155,409,767.95  | -----                           | 242,971,217.04    |
|  | 2020-2021                 |     |     |             |  | 141,995.09  | -----  | -----             | -460,999.32   | -----                           | 602,994.41        |
|  | 2017-2021                 |     |     |             |  | 315,415.97  | -----  | -----             | 301,386.43  | -----                           | 14,029.54         |
|  | 2016-2021                 |     |     |             |  | 230,416,673.42  | -----  | -----             | 53,977,139.66   | -----                           | 176,439,533.76    |
|  | 2019-2020                 |     |     |             |  | 14,357,351.75   | -----  | -----             | -64,332.31  | -----                           | 14,421,684.06     |
|  | 2016-2020                 |     |     |             |  | 0.64  | -----  | -----             | -57,764.26  | -----                           | 57,764.90         |
|  | 2015-2020                 |     |     |             |  | 272,533,185.48  | -----  | -----             | 38,006,003.47   | -----                           | 234,527,182.01    |
|  | 2014-2020                 |     |     |             |  | 2,766,379.46  | -----  | -----             | 287,652.09  | -----                           | 2,478,727.37      |
|  | 2018-2019                 |     |     |             |  | 9,830,787.13  | -----  | 1,584,000.00      | 6,106,281.33  | -----                           | 5,308,505.80      |
|  | 2015-2019                 |     |     |             |  | 284,894.94  | -----  | -----             | -----   | -----                           | 284,894.94        |
|  | 2014-2019                 |     |     |             |  | 215,388,778.13  | -----  | -----             | 38,812,599.31   | -----                           | 176,576,178.82    |
|  | 2017-2018                 |     |     |             |  | 6,986,456.41  | -----  | 8,983,817.00      | 6,894,088.32  | 9,076,185.09                    | -----             |
|  | 2013-2018                 |     |     |             |  | 329,420,169.28  | -----  | 2,127,680.93      | 306,380,250.57  | 25,167,599.64                   | -----             |
|  | 2012-2018                 |     |     |             |  | 12,519,462.45   | -----  | -----             | 12,458,432.74   | 61,029.71                       | -----             |
|  | No Year                   |     |     |             |  | 62,275,915.58   | -----  | -716,445.55       | 4,877,573.54  | -----                           | 56,681,896.49     |
| Transfer To:   |                           |     |     |             |  |   |  |                   |   |                                 |                   |

Footnotes at End of Chapter

## Appropriations, Outlays, and Balances - Continued

| Appropriation or Fund Account<br><br>Title   | Account Symbol            |     |     |      |     | Balances,<br>Beginning of<br>Fiscal Year | Appropriations<br>and Other<br>Obligational<br>Authority <sup>1</sup> | Transfers<br>Borrowings<br>and<br>Investment<br>(Net) <sup>2</sup> | Outlays<br>(Net)  | Balances<br>Withdrawn<br>and Other<br>Transactions <sup>3</sup> | Balances, End<br>of Fiscal Year |
|--|---------------------------|-----|-----|------|-----|--|---|--|-------------------|---|---------------------------------|
|  | Period of<br>Availability | ATA | AID | MAIN | SUB |  |   |  |                   |   |                                 |
| State  | 2023-2027                 | 019 | 072 | 1037 | 000 | -----<br>25,000,000.00                   | -----<br>25,000,000.00  | -----<br>-----   | 34,017.12         | -----<br>-----  | 24,965,982.88                   |
|  | 2021-2026                 |     |     |      |     | -----<br>-----                           | -----<br>-----  | 2,234,014.00   | -----<br>-----    | -----<br>-----  | 2,234,014.00                    |
|  | 2020-2025                 |     |     |      |     | -----<br>-----                           | -----<br>-----  | 72,530,484.27  | 15,091,441.61     | -----<br>-----  | 57,439,042.66                   |
|  | 2023-2024                 |     |     |      |     | -----<br>-----                           | 606,317,500.00  | -----<br>-----   | 500,162,458.06    | -----<br>-----  | 106,155,041.94                  |
|  | 2022-2024                 |     |     |      |     | 105,000,000.00                           | -----<br>-----  | 42,145,000.00  | 43,822,326.10     | -----<br>-----  | 103,322,673.90                  |
|  | 2019-2024                 |     |     |      |     | 151,884.61                               | -----<br>-----  | 3,374,834.00   | 136,066.68        | -----<br>-----  | 3,390,651.93                    |
|  | 2022-2023                 |     |     |      |     | 31,800,000.00                            | -----<br>-----  | 1,211,410,820.00   | 564,172,051.20    | -----<br>-----  | 679,038,768.80                  |
|  | 2018-2023                 |     |     |      |     | 1,427,710.80                             | -----<br>-----  | 11,282,497.68  | 563,926.71        | -----<br>-----  | 12,146,281.77                   |
|  | 2021-2022                 |     |     |      |     | 856,001,867.87                           | -----<br>-----  | -2,234,014.00  | 476,181,985.09    | -----<br>-----  | 377,585,868.78                  |
|  | 2020-2022                 |     |     |      |     | 14,861,538.76                            | -----<br>-----  | -----<br>-----   | 8,168,510.22      | -----<br>-----  | 6,693,028.54                    |
|  | 2017-2022                 |     |     |      |     | 45,375,634.76                            | -----<br>-----  | 13,272,643.30  | 32,994,727.66     | -----<br>-----  | 25,653,550.40                   |
|  | 2020-2021                 |     |     |      |     | 327,568,268.62                           | -----<br>-----  | -530,484.27  | 158,288,404.90    | -----<br>-----  | 168,749,379.45                  |
|  | 2016-2021                 |     |     |      |     | 8,396,886.26                             | -----<br>-----  | -----<br>-----   | 4,840,834.49      | -----<br>-----  | 3,556,051.77                    |
|  | 2019-2020                 |     |     |      |     | 191,380,877.61                           | -----<br>-----  | -3,374,834.00  | 97,043,621.49     | -----<br>-----  | 90,962,422.12                   |
|  | 2015-2020                 |     |     |      |     | 7,117,623.94                             | -----<br>-----  | -----<br>-----   | 1,948,178.14      | -----<br>-----  | 5,169,445.80                    |
|  | 2018-2019                 |     |     |      |     | 174,746,146.80                           | -----<br>-----  | -11,282,497.68   | 50,477,342.83     | -----<br>-----  | 112,986,306.29                  |
|  | 2014-2019                 |     |     |      |     | 35,256,196.77                            | -----<br>-----  | -----<br>-----   | 14,786,542.07     | -----<br>-----  | 20,469,654.70                   |
|  | 2017-2018                 |     |     |      |     | 41,788,436.73                            | -----<br>-----  | -22,256,460.30   | 19,531,976.43     | -----<br>-----  | -----                           |
|  | 2013-2018                 |     |     |      |     | 2,994,392.79                             | -----<br>-----  | -2,127,680.93  | 866,711.86        | -----<br>-----  | -----                           |
|  | 1995-1996                 |     |     |      |     | 5-----                                   | -----<br>-----  | -----<br>-----   | -----<br>-----    | -----<br>-----  | -----                           |
|  | No Year                   |     |     |      |     | 21,083,611.98                            | -----<br>-----  | 716,445.55   | 7,028,321.92      | -----<br>-----  | 14,771,735.61                   |
| Economic Support Fund, Funds Appropriated to the President   | 2022-2023                 | 020 | 072 | 1037 | 000 | -----<br>-----                           | -----<br>-----  | 20,000,000.00  | 20,000,000.00     | -----<br>-----  | -----                           |
|  | 2021-2022                 |     |     |      |     | 5,000,000.00                             | -----<br>-----  | -----<br>-----   | 5,000,000.00      | -----<br>-----  | -----                           |
| Economic Support Fund  | 2021-2022                 | 075 | 072 | 1037 | 000 | 62,876,365.26                            | -----<br>-----  | -----<br>-----   | 29,765,978.72     | -----<br>-----  | 33,110,386.54                   |
| Economic Support   | 2021-2022                 | 097 | 072 | 1037 | 000 | 5,802,568.32                             | -----<br>-----  | -----<br>-----   | 4,381,957.27      | -----<br>-----  | 1,420,611.05                    |
|  | Subtotal                  |     | 072 | 1037 | 000 | 14,672,380,215.28                        | 21,848,001,000.00   | 78,682,500.00  | 21,075,035,019.13 | 34,311,067.75   | 15,489,717,628.40               |
| Central America and the Caribbean Emergency Disaster Recovery Fund,<br>Agency for International Development<br>Fund Resources: | No Year                   |     | 072 | 1096 | 000 | 4,545,537.77                             | -----<br>-----  | -----<br>-----   | -----<br>-----    | -----<br>-----  | 4,545,537.77                    |
| <b>Public Enterprise Funds</b>   |                           |     |     |      |     |  |   |  |                   |   |                                 |
| Foreign Military Loan Liquidating Account, Funds Appropriated to the<br>President<br>Fund Resources:                           | No Year                   |     | 011 | 4121 | 000 | 5 2,438,610.45                           | -----<br>-----  | -----<br>-----   | -24,916,653.31    | 4 25,599,070.79   | 1,756,192.97                    |
| <b>Deductions for Offsetting Receipts</b>  |                           |     |     |      |     |  |   |  |                   |   |                                 |
| Proprietary Receipts from the Public   |                           |     |     |      |     | -----<br>-----                           | -----<br>-----  | -----<br>-----   | -218,959,402.21   | -----<br>-----  | -----<br>-----                  |
| Total, International Security Assistance   |                           |     |     |      |     | 30,118,068,761.70                        | 29,597,734,000.00   | -74,984,500.00   | 29,261,126,635.09 | 165,123,642.27  | 29,995,608,582.13               |

Footnotes at End of Chapter

**Appropriations, Outlays, and Balances - Continued**

| Appropriation or Fund Account<br><br>Title   | Account Symbol            |     |     |      |     | Balances,<br>Beginning of<br>Fiscal Year | Appropriations<br>and Other<br>Obligational<br>Authority <sup>1</sup> | Transfers<br>Borrowings<br>and<br>Investment<br>(Net) <sup>2</sup> | Outlays<br>(Net) | Balances<br>Withdrawn<br>and Other<br>Transactions <sup>3</sup> | Balances, End<br>of Fiscal Year |
|--|---------------------------|-----|-----|------|-----|--|---|--|------------------|---|---------------------------------|
|  | Period of<br>Availability | ATA | AID | MAIN | SUB |  |   |  |                  |   |                                 |
| <p align="center"><b>Multilateral Assistance</b></p> <p align="center"><b>General Fund Accounts</b></p>                                  |                           |     |     |      |     |  |   |  |                  |   |                                 |
| International Organizations and Programs, Economic Assistance, Funds<br>Appropriated to the President<br>Fund Resources:<br>Transfer To: |                           |     |     |      |     |  |   |  |                  |   |                                 |
| State  | 1990                      | 019 | 011 | 1005 | 000 | -----                                    | -----   | -----  | -----            | -----   | -----                           |
| International Organizations and Programs Economic Assistance, Funds<br>Appropriated to the President, State<br>Fund Resources:           |                           |     |     |      |     |  |   |  |                  |   |                                 |
| Undisbursed Funds  | 2023                      |     | 019 | 1005 | 000 | -----                                    | 506,700,000.00  | -----  | -----            | -----   | 506,700,000.00                  |
|  | 2022                      |     |     |      |     | 421,080,000.00                           | -----   | -----  | 418,074,362.00   | -----   | 3,005,638.00                    |
|  | 2021-2022                 |     |     |      |     | 674,784.00                               | -----   | -----  | 674,784.00       | -----   | -----                           |
|  | 2021                      |     |     |      |     | 1,307,790.00                             | -----   | -----  | 1,307,790.00     | -----   | -----                           |
|  | 2020                      |     |     |      |     | 105,000.00                               | -----   | -----  | -----            | -----   | 105,000.00                      |
|  | 2018                      |     |     |      |     | 279,979.00                               | -----   | -----  | -----            | 279,979.00  | -----                           |
| Subtotal   |                           |     | 019 | 1005 | 000 | 423,447,553.00                           | 506,700,000.00  | -----  | 420,056,936.00   | 279,979.00  | 509,810,638.00                  |
| Global Environment Facility, Treasury<br>Fund Resources:   |                           |     |     |      |     |  |   |  |                  |   |                                 |
| Undisbursed Funds  | No Year                   |     | 020 | 0066 | 000 | -----                                    | 150,200,000.00  | -----  | 150,200,000.00   | -----   | -----                           |
| Contribution to the Asian Development Fund, Treasury<br>Fund Resources:  |                           |     |     |      |     |  |   |  |                  |   |                                 |
| Undisbursed Funds  | No Year                   |     | 020 | 0067 | 000 | -----                                    | 43,610,000.00   | -----  | 43,610,000.00    | -----   | -----                           |
| Contribution to the Inter-American Development Bank, Treasury<br>Fund Resources:   |                           |     |     |      |     |  |   |  |                  |   |                                 |
| Undisbursed Funds  | No Year                   |     | 020 | 0072 | 000 | 3,797,782,688.48                         | -----   | -----  | -----            | -----   | 3,797,782,688.48                |
| Contribution to the International Development Association, Treasury<br>Fund Resources:   |                           |     |     |      |     |  |   |  |                  |   |                                 |
| Undisbursed Funds  | No Year                   |     | 020 | 0073 | 000 | -----                                    | 1,430,256,000.00  | -----  | 1,430,256,000.00 | -----   | -----                           |
| Contribution to the Asian Development Bank, Treasury<br>Fund Resources:  |                           |     |     |      |     |  |   |  |                  |   |                                 |
| Undisbursed Funds  | No Year                   |     | 020 | 0076 | 000 | 748,095,669.50                           | -----   | -----  | -----            | -----   | 748,095,669.50                  |
| Contribution to the International Bank for Reconstruction and<br>Development, Treasury<br>Fund Resources:                                |                           |     |     |      |     |  |   |  |                  |   |                                 |
| Undisbursed Funds  | 2021-2022                 |     | 020 | 0077 | 000 | 13,200,000.00                            | -----   | -----  | 8,200,000.00     | -----   | 5,000,000.00                    |
|  | No Year                   |     |     |      |     | 1,948,367,886.51                         | 206,500,000.00  | -----  | 206,495,754.90   | -----   | 1,948,372,131.61                |
| Authority to Borrow from the Treasury  |                           |     |     |      |     | 5,715,000,000.00                         | -----   | -----  | -----            | -----   | 5,715,000,000.00                |
| Subtotal   |                           |     | 020 | 0077 | 000 | 7,676,567,886.51                         | 206,500,000.00  | -----  | 214,695,754.90   | -----   | 7,668,372,131.61                |
| Contribution to the International Finance Corporation, Treasury<br>Fund Resources:   |                           |     |     |      |     |  |   |  |                  |   |                                 |
| Undisbursed Funds  | No Year                   |     | 020 | 0078 | 000 | 1,367.00                                 | -----   | -----  | -----            | -----   | 1,367.00                        |

Footnotes at End of Chapter



## Appropriations, Outlays, and Balances - Continued

| Appropriation or Fund Account<br><br>Title  | Account Symbol            |     |     |      | Balances,<br>Beginning of<br>Fiscal Year | Appropriations<br>and Other<br>Obligational<br>Authority <sup>1</sup> | Transfers<br>Borrowings<br>and<br>Investment<br>(Net) <sup>2</sup> | Outlays<br>(Net) | Balances<br>Withdrawn<br>and Other<br>Transactions <sup>3</sup> | Balances, End<br>of Fiscal Year |                |
|---|---------------------------|-----|-----|------|--|---|--|------------------|---|---------------------------------|----------------|
|   | Period of<br>Availability | ATA | AID | MAIN |  |   |  |                  |   |                                 | SUB            |
| Contribution to the African Development Fund, Treasury<br>Fund Resources:<br>Undisbursed Funds                                  | No Year                   |     | 020 | 0079 | 000                                      | 0.01  | 171,300,000.00   | -----            | 171,300,000.00  | -----                           | 0.01           |
| Contribution to the Clean Technology Fund, Treasury<br>Fund Resources:<br>Undisbursed Funds                                     | No Year                   |     | 020 | 0080 | 000                                      | 125,000,000.00  | 125,000,000.00   | -----            | 12,500,000.00   | -----                           | 237,500,000.00 |
| Contribution to the African Development Bank, Treasury<br>Fund Resources:<br>Undisbursed Funds                                  | No Year                   |     | 020 | 0082 | 000                                      | 0.60  | 54,648,752.00  | -----            | 54,648,752.00   | -----                           | 0.60           |
| Contribution to the Multilateral Investment Guarantee Agency, Treasury<br>Fund Resources:<br>Undisbursed Funds                  | No Year                   |     | 020 | 0084 | 000                                      | 22,201,558.00   | -----  | -----            | -----   | -----                           | 22,201,558.00  |
| Contribution to the European Bank for Reconstruction and Development,<br>Treasury<br>Fund Resources:<br>Undisbursed Funds       | No Year                   |     | 020 | 0088 | 000                                      | 165,000,000.00  | -----  | -----            | 165,000,000.00  | -----                           | -----          |
| Debt Restructuring, Treasury<br>Fund Resources:<br>Undisbursed Funds  | 2023-2026                 |     | 020 | 0091 | 000                                      | -----   | 72,000,000.00  | -----            | -----   | -----                           | 72,000,000.00  |
|   | 2022-2025                 |     |     |      |  | 15,000,000.00   | -----  | -----            | -----   | -----                           | 15,000,000.00  |
|   | 2022-2023                 |     |     |      |  | <sup>5</sup> 28,306,271.88  | -----  | -----            | -----   | -----                           | 28,306,271.88  |
|   | 2021-2023                 |     |     |      |  | 15,000,000.00   | -----  | -----            | -----   | -----                           | 15,000,000.00  |
|   | 2019-2020                 |     |     |      |  | 617,952.29  | -----  | -----            | -----   | -----                           | 617,952.29     |
|   | No Year                   |     |     |      |  | 351,411,824.80  | -----  | -----            | -----   | -----                           | 351,411,824.80 |
|   | Subtotal                  |     | 020 | 0091 | 000                                      | 410,336,048.97  | 72,000,000.00  | -----            | -----   | -----                           | 482,336,048.97 |
| Contribution to the International Fund for Agricultural Development,<br>Treasury<br>Fund Resources:<br>Undisbursed Funds        | No Year                   |     | 020 | 1039 | 000                                      | -----   | 43,000,000.00  | -----            | 43,000,000.00   | -----                           | -----          |
| International Affairs Technical Assistance, Office of Technical<br>Assistance, Treasury<br>Fund Resources:<br>Undisbursed Funds | 2022-2027                 |     | 020 | 1045 | 000                                      | -----   | -----  | -----            | -583,251.14   | -----                           | 583,251.14     |
|   | 2021-2027                 |     |     |      |  | -----   | -----  | -----            | -6,699,308.13   | -----                           | 6,699,308.13   |
|   | 2021-2025                 |     |     |      |  | -----   | -----  | -----            | -423,576.38   | -----                           | 423,576.38     |
|   | 2020-2025                 |     |     |      |  | 5,028,128.83  | -----  | -----            | 1,493,730.33  | -----                           | 3,534,398.50   |
|   | 2019-2025                 |     |     |      |  | 3,865,947.20  | -----  | -----            | 1,401,687.81  | -----                           | 2,464,259.39   |
|   | 2018-2024                 |     |     |      |  | 4,075,712.23  | -----  | -----            | 1,362,086.30  | -----                           | 2,713,625.93   |
|   | 2015-2024                 |     |     |      |  | 2,704,033.91  | -----  | -----            | 747,154.04  | -----                           | 1,956,879.87   |
|   | 2018-2023                 |     |     |      |  | 310,103.60  | -----  | -----            | 184,662.89  | -----                           | 125,440.71     |
|   | 2020-2022                 |     |     |      |  | 47,462.86   | -----  | -----            | -----   | -----                           | 47,462.86      |
|   | 2018-2022                 |     |     |      |  | 120,633.68  | -----  | -----            | -----   | -----                           | 120,633.68     |
|   | 2017-2022                 |     |     |      |  | 2,114,337.23  | -----  | -----            | 49,824.56   | -----                           | 2,064,512.67   |

Footnotes at End of Chapter

Appropriations, Outlays, and Balances - Continued

| Appropriation or Fund Account<br><br>Title  | Account Symbol            |     |     |      | Balances,<br>Beginning of<br>Fiscal Year | Appropriations<br>and Other<br>Obligational<br>Authority <sup>1</sup> | Transfers<br>Borrowings<br>and<br>Investment<br>(Net) <sup>2</sup> | Outlays<br>(Net) | Balances<br>Withdrawn<br>and Other<br>Transactions <sup>3</sup> | Balances, End<br>of Fiscal Year |                   |
|---|---------------------------|-----|-----|------|--|---|--|------------------|---|---------------------------------|-------------------|
|   | Period of<br>Availability | ATA | AID | MAIN |  |   |  |                  |   |                                 | SUB               |
|   | 2016-2022                 |     |     |      | 2,984,734.55                             | -----   | -----  | 57,233.57        | -----   | 2,927,500.98                    |                   |
|   | 2018-2021                 |     |     |      | 193.81                                   | -----   | -----  | 4.72             | -----   | 189.09                          |                   |
|   | 2016-2021                 |     |     |      | 144,844.83                               | -----   | -----  | 144,844.83       | -----   | -----                           |                   |
|   | 2014-2021                 |     |     |      | 59,605.90                                | -----   | -----  | -----            | -----   | 59,605.90                       |                   |
|   | 2012-2021                 |     |     |      | 200,635.11                               | -----   | -----  | -----            | -----   | 200,635.11                      |                   |
|   | 2018-2020                 |     |     |      | 4,048,449.44                             | -----   | -----  | -----            | -----   | 4,048,449.44                    |                   |
|   | 2017-2020                 |     |     |      | 39,899.60                                | -----   | -----  | -----            | -----   | 39,899.60                       |                   |
|   | 2016-2020                 |     |     |      | 1,275,267.55                             | -----   | -----  | 103,638.56       | -----   | 1,171,628.99                    |                   |
|   | 2015-2020                 |     |     |      | 1,502,211.14                             | -----   | -----  | -----            | -----   | 1,502,211.14                    |                   |
|   | 2014-2020                 |     |     |      | 589,282.79                               | -----   | -----  | -----            | -----   | 589,282.79                      |                   |
|   | 2012-2020                 |     |     |      | 204,300.85                               | -----   | -----  | -----            | -----   | 204,300.85                      |                   |
|   | 2017-2019                 |     |     |      | 416,422.25                               | -----   | -----  | 435.51           | -----   | 415,986.74                      |                   |
|   | 2015-2019                 |     |     |      | 53,316.98                                | -----   | -----  | -----            | -----   | 53,316.98                       |                   |
|   | 2014-2019                 |     |     |      | 291,733.15                               | -----   | -----  | -----            | -----   | 291,733.15                      |                   |
|   | 2013-2019                 |     |     |      | 116,626.43                               | -----   | -----  | -----            | -----   | 116,626.43                      |                   |
|   | 2008-2019                 |     |     |      | 176.29                                   | -----   | -----  | -----            | -----   | 176.29                          |                   |
|   | 2016-2018                 |     |     |      | 606,750.66                               | -----   | -----  | -----            | 606,750.66  | -----                           |                   |
|   | 2015-2018                 |     |     |      | 48,847.75                                | -----   | -----  | 48,847.75        | -----   | -----                           |                   |
|   | 2014-2018                 |     |     |      | 409,960.86                               | -----   | -----  | 409,960.86       | -----   | -----                           |                   |
|   | No Year                   |     |     |      | 62,926,307.09                            | 38,000,000.00   | -----  | 35,426,744.37    | -----   | 65,499,562.72                   |                   |
|   | Subtotal                  |     | 020 | 1045 | 000                                      | 94,185,926.57   | 38,000,000.00  | -----            | 33,724,720.45   | 606,750.66                      | 97,854,455.46     |
| Global Agriculture and Food Security Program, Treasury<br>Fund Resources:   |                           |     |     |      |  |   |  |                  |   |                                 |                   |
| Undisbursed Funds   | No Year                   |     | 020 | 1475 | 000                                      | -----   | 10,000,000.00  | -----            | 10,000,000.00   | -----                           | -----             |
| Total, Multilateral Assistance  |                           |     |     |      |  | 13,462,618,698.64   | 2,851,214,752.00   | -----            | 2,748,992,163.35  | 886,729.66                      | 13,563,954,557.63 |
| <b>Agency for International Development</b>   |                           |     |     |      |  |   |  |                  |   |                                 |                   |
| <b>General Fund Accounts</b>  |                           |     |     |      |  |   |  |                  |   |                                 |                   |
| Capital Investment Fund of the United States Agency for International<br>Development, Funds Appropriated to the President<br>Fund Resources:      |                           |     |     |      |  |   |  |                  |   |                                 |                   |
| Undisbursed Funds   | No Year                   |     | 072 | 0300 | 000                                      | 59,598,461.52   | 259,100,000.00   | 3,737,799.00     | 244,231,383.28  | -----                           | 78,204,877.24     |
| Civilian Stabilization Initiative, Funds Appropriated to the<br>President, Agency for International Development<br>Fund Resources:                |                           |     |     |      |  |   |  |                  |   |                                 |                   |
| Undisbursed Funds   | No Year                   |     | 072 | 0305 | 000                                      | 1,166,123.72  | -----  | -----            | 335.99  | -----                           | 1,165,787.73      |
| Assistance for Europe, Eurasia, and Central Asia, Funds Appropriated<br>to the President, Agency for International Development<br>Fund Resources: |                           |     |     |      |  |   |  |                  |   |                                 |                   |
| Undisbursed Funds   | 2021-2026                 |     | 072 | 0306 | 000                                      | -----   | -----  | 484,944,455.11   | 270,408,540.98  | -----                           | 214,535,914.13    |
|   | 2018-2026                 |     |     |      | -----                                    | -----   | -----  | 8,231,813.27     | 1,487,804.42  | -----                           | 6,744,008.85      |
|   | 2020-2025                 |     |     |      | 288,725,520.44                           | -----   | -----  | -----            | 183,566,141.63  | -----                           | 105,159,378.81    |
|   | 2017-2025                 |     |     |      | 5,546,140.16                             | -----   | -----  | -----            | 965,569.46  | -----                           | 4,580,570.70      |

Footnotes at End of Chapter

## Appropriations, Outlays, and Balances - Continued

| Appropriation or Fund Account<br><br>Title  | Account Symbol            |     |     |      | Balances,<br>Beginning of<br>Fiscal Year | Appropriations<br>and Other<br>Obligational<br>Authority <sup>1</sup> | Transfers<br>Borrowings<br>and<br>Investment<br>(Net) <sup>2</sup> | Outlays<br>(Net) | Balances<br>Withdrawn<br>and Other<br>Transactions <sup>3</sup> | Balances, End<br>of Fiscal Year |                  |
|---|---------------------------|-----|-----|------|--|---|--|------------------|---|---------------------------------|------------------|
|   | Period of<br>Availability | ATA | AID | MAIN |  |   |  |                  |   |                                 | SUB              |
|   | 2023-2024                 |     |     |      | -----                                    | 803,109,000.00  | -----  | 210,350.00       | -----   | 802,898,650.00                  |                  |
|   | 2022-2024                 |     |     |      | 581,901,573.48                           | -----   | -69,100,000.00   | 212,686,531.95   | -----   | 300,115,041.53                  |                  |
|   | 2019-2024                 |     |     |      | 119,671,006.27                           | -----   | -----  | 72,831,619.55    | -----   | 46,839,386.72                   |                  |
|   | 2022-2023                 |     |     |      | 499,482,993.03                           | -----   | -166,496,873.00  | 29,840,985.61    | -----   | 303,145,134.42                  |                  |
|   | 2019-2023                 |     |     |      | 9,999,619.24                             | -----   | -----  | 1,933,872.00     | -----   | 8,065,747.24                    |                  |
|   | 2018-2023                 |     |     |      | 45,120,629.24                            | -----   | 2,485,864.00   | 23,770,173.09    | -----   | 23,836,320.15                   |                  |
|   | 2021-2022                 |     |     |      | 484,944,455.11                           | -----   | -484,944,455.11  | -----            | -----   | -----                           |                  |
|   | 2018-2022                 |     |     |      | 8,231,813.27                             | -----   | -8,231,813.27  | -----            | -----   | -----                           |                  |
|   | 2017-2022                 |     |     |      | 22,305,868.88                            | -----   | -----  | 14,497,210.83    | -----   | 7,808,658.05                    |                  |
|   | 2020-2021                 |     |     |      | -----                                    | -----   | -----  | -51,633.62       | -----   | 51,633.62                       |                  |
|   | 2017-2021                 |     |     |      | 742,333.85                               | -----   | -----  | 732,168.35       | -----   | 10,165.50                       |                  |
|   | 2016-2021                 |     |     |      | 10,326,230.24                            | -----   | -----  | 6,990,578.74     | -----   | 3,335,651.50                    |                  |
|   | 2019-2020                 |     |     |      | 238,918.75                               | -----   | -----  | 237,334.43       | -----   | 1,584.32                        |                  |
|   | 2017-2018                 |     |     |      | -----                                    | -----   | 4,386,836.81   | -----            | 4,386,836.81  | -----                           |                  |
|   | No Year                   |     |     |      | 107,259.18                               | -----   | -----  | 10,747.89        | -----   | 96,511.29                       |                  |
| Transfer To:  |                           |     |     |      |  |   |  |                  |   |                                 |                  |
| State   | 2019-2025                 | 019 | 072 | 0306 | 000                                      | 959,496.53  | -----  | 959,495.72       | -----   | 0.81                            |                  |
|   | 2023-2024                 |     |     |      |  | -----   | 47,225,000.00  | 76,511.95        | -----   | 47,148,488.05                   |                  |
|   | 2022-2024                 |     |     |      |  | 146,853,506.58  | -----  | 69,100,000.00    | 52,223,835.78   | 163,729,670.80                  |                  |
|   | 2019-2024                 |     |     |      |  | -----   | -----  | 1,642,071.00     | -----   | 1,642,071.00                    |                  |
|   | 2022-2023                 |     |     |      |  | 230,577.41  | -----  | 161,665,273.00   | 23,445,553.89   | 138,450,296.52                  |                  |
|   | 2018-2023                 |     |     |      |  | 1,500,000.00  | -----  | 2,785,367.00     | 4,082.40  | 4,281,284.60                    |                  |
|   | 2021-2022                 |     |     |      |  | 189,681,723.97  | -----  | -----            | 83,466,130.51   | 106,215,593.46                  |                  |
|   | 2017-2022                 |     |     |      |  | 5,335,333.99  | -----  | -----            | 1,896,819.98  | 3,438,514.01                    |                  |
|   | 2020-2021                 |     |     |      |  | 92,941,758.18   | -----  | -----            | 50,627,341.26   | 42,314,416.92                   |                  |
|   | 2016-2021                 |     |     |      |  | 2,626,237.96  | -----  | -----            | 363,708.92  | 2,262,529.04                    |                  |
|   | 2019-2020                 |     |     |      |  | 50,209,320.81   | -----  | -1,642,071.00    | 25,388,091.58   | 23,179,158.23                   |                  |
|   | 2018-2019                 |     |     |      |  | 29,664,316.54   | -----  | -5,271,231.00    | 10,677,336.03   | 13,715,749.51                   |                  |
|   | 2017-2018                 |     |     |      |  | 18,371,831.05   | -----  | -4,386,836.81    | 13,984,994.24   | -----                           |                  |
|   | No Year                   |     |     |      |  | 2,110.10  | 5,379,876.94   | 367.01           | -----   | 5,381,620.03                    |                  |
|   | Subtotal                  |     | 072 | 0306 | 000                                      | 2,615,720,574.26  | 855,713,876.94   | -4,831,600.00    | 1,083,232,264.58  | 4,386,836.81                    | 2,378,983,749.81 |
| Assistance for the New Independent States of the Former Soviet Union:<br>Ukraine Export Credit Insurance Program Account<br>Fund Resources: |                           |     |     |      |  |   |  |                  |   |                                 |                  |
| Undisbursed Funds   | No Year                   |     | 072 | 0402 | 000                                      | 19,778.82   | -----  | -----            | -----   | 19,778.82                       |                  |
| Operating Expenses of the United States Agency for International<br>Development, Funds Appropriated to the President<br>Fund Resources:     |                           |     |     |      |  |   |  |                  |   |                                 |                  |
| Undisbursed Funds   | 2023-2024                 |     | 072 | 1000 | 000                                      | -----   | 147,425,906.14   | -----            | -----   | 147,425,906.14                  |                  |
|   | 2022-2024                 |     |     |      |  | 38,849,454.69   | -----  | 12,369,184.78    | -----   | 26,480,269.91                   |                  |
|   | 2023                      |     |     |      |  | -----   | 1,600,924,093.86   | 924,489,533.07   | -----   | 676,434,560.79                  |                  |

Footnotes at End of Chapter

Appropriations, Outlays, and Balances - Continued

| Appropriation or Fund Account<br><br>Title  | Account Symbol            |     |     |      | Balances,<br>Beginning of<br>Fiscal Year | Appropriations<br>and Other<br>Obligational<br>Authority <sup>1</sup> | Transfers<br>Borrowings<br>and<br>Investment<br>(Net) <sup>2</sup> | Outlays<br>(Net) | Balances<br>Withdrawn<br>and Other<br>Transactions <sup>3</sup> | Balances, End<br>of Fiscal Year |
|---|---------------------------|-----|-----|------|--|---|--|------------------|---|---------------------------------|
|   | Period of<br>Availability | ATA | AID | MAIN |  |   |  |                  |   |                                 |
|   | 2022-2023                 |     |     |      | 135,800,000.00                           | -----   | 38,470,902.62  | 146,855,849.58   | -----   | 27,415,053.04                   |
|   | 2022                      |     |     |      | 605,375,338.09                           | -----   | -38,470,902.62   | 477,816,452.37   | -----   | 89,087,983.10                   |
|   | 2021-2022                 |     |     |      | 47,697,701.32                            | -----   | -----  | 36,995,962.45    | -----   | 10,701,738.87                   |
|   | 2020-2022                 |     |     |      | 28,816,944.57                            | -----   | -----  | 17,109,520.66    | -----   | 11,707,423.91                   |
|   | 2021                      |     |     |      | 117,523,755.68                           | -----   | -----  | 32,875,858.34    | -----   | 84,647,897.34                   |
|   | 2020-2021                 |     |     |      | 8,560,331.02                             | -----   | -----  | 3,078,264.70     | -----   | 5,482,066.32                    |
|   | 2020                      |     |     |      | 32,926,584.45                            | -----   | -----  | 3,506,332.11     | -----   | 29,420,252.34                   |
|   | 2019-2020                 |     |     |      | 8,040,054.57                             | -----   | -----  | 693,652.43       | -----   | 7,346,402.14                    |
|   | 2019                      |     |     |      | 46,364,542.52                            | -----   | -----  | 3,842,582.03     | -----   | 42,521,960.49                   |
|   | 2018-2019                 |     |     |      | 24,475,949.15                            | -----   | -----  | 7,290,543.06     | -----   | 17,185,406.09                   |
|   | 2018                      |     |     |      | 45,603,427.49                            | -----   | -----  | 145,995.34       | 45,457,432.15   | -----                           |
|   | 2017-2018                 |     |     |      | 26,202,348.07                            | -----   | -----  | -123,666.19      | 26,326,014.26   | -----                           |
|   | 2010-2018                 |     |     |      | 4,962,184.45                             | -----   | -----  | 2,838.11         | 4,959,346.34  | -----                           |
|   | No Year                   |     |     |      | 8,512,249.13                             | -----   | -----  | -239,164.69      | -----   | 8,751,413.82                    |
| Transfer To:  |                           |     |     |      |  |   |  |                  |   |                                 |
| State   | 1995                      | 019 | 072 | 1000 | 5-----                                   | -----   | -----  | -----            | -----   | -----                           |
|   | Subtotal                  |     | 072 | 1000 | 000                                      | 1,179,710,865.20  | 1,748,350,000.00   | 1,666,709,738.15 | 76,742,792.75   | 1,184,608,334.30                |
| Operating Expenses of the United States Agency for International<br>Development, Office of Inspector General, Funds Appropriated to the<br>President<br>Fund Resources: |                           |     |     |      |  |   |  |                  |   |                                 |
| Undisbursed Funds   | 2023-2024                 |     | 072 | 1007 | 000                                      | -----   | 16,500,000.00  | 1,083,203.43     | -----   | 15,416,796.57                   |
|   | 2022-2024                 |     |     |      | 4,817,954.04                             | -----   | -----  | 3,369,426.81     | -----   | 1,448,527.23                    |
|   | 2023                      |     |     |      | -----                                    | 72,000,000.00   | -----  | 43,974,106.42    | -----   | 28,025,893.58                   |
|   | 2022-2023                 |     |     |      | 9,200,000.00                             | -----   | 1,274,555.40   | 10,376,005.95    | -----   | 98,549.45                       |
|   | 2022                      |     |     |      | 30,101,735.04                            | -----   | -1,274,555.40  | 19,574,253.20    | -----   | 9,252,926.44                    |
|   | 2021-2022                 |     |     |      | 686,486.86                               | -----   | -----  | 679,332.13       | -----   | 7,154.73                        |
|   | 2020-2022                 |     |     |      | 186,218.60                               | -----   | -----  | -----            | -----   | 186,218.60                      |
|   | 2021                      |     |     |      | 5,047,513.29                             | -----   | -----  | 2,044,347.18     | -----   | 3,003,166.11                    |
|   | 2020-2021                 |     |     |      | 261,350.83                               | -----   | -----  | -790.56          | -----   | 262,141.39                      |
|   | 2020                      |     |     |      | 6,281,355.13                             | -----   | -----  | 142,832.78       | -----   | 6,138,522.35                    |
|   | 2019-2020                 |     |     |      | 476,998.71                               | -----   | -----  | 49,077.38        | -----   | 427,921.33                      |
|   | 2019                      |     |     |      | 7,233,451.97                             | -----   | -----  | 26,950.29        | -----   | 7,206,501.68                    |
|   | 2018-2019                 |     |     |      | 201,039.00                               | -----   | -----  | 140.74           | -----   | 200,898.26                      |
|   | 2018                      |     |     |      | 1,975,582.10                             | -----   | -----  | -339,160.29      | 2,314,742.39  | -----                           |
|   | 2017-2018                 |     |     |      | -----                                    | -----   | -----  | -598,271.53      | 598,271.53  | -----                           |
|   | No Year                   |     |     |      | 950,277.72                               | -----   | -----  | 6,514.62         | -----   | 943,763.10                      |
|   | Subtotal                  |     | 072 | 1007 | 000                                      | 67,419,963.29   | 88,500,000.00  | 80,387,968.55    | 2,913,013.92  | 72,618,980.82                   |
| Assistance for Eastern Europe and the Baltic States, Funds  |                           |     |     |      |  |   |  |                  |   |                                 |

Footnotes at End of Chapter

## Appropriations, Outlays, and Balances - Continued

| Appropriation or Fund Account<br><br>Title  | Account Symbol            |     |     |      | Balances,<br>Beginning of<br>Fiscal Year | Appropriations<br>and Other<br>Obligational<br>Authority <sup>1</sup> | Transfers<br>Borrowings<br>and<br>Investment<br>(Net) <sup>2</sup> | Outlays<br>(Net)  | Balances<br>Withdrawn<br>and Other<br>Transactions <sup>3</sup> | Balances, End<br>of Fiscal Year |
|---|---------------------------|-----|-----|------|--|---|--|-------------------|---|---------------------------------|
|   | Period of<br>Availability | ATA | AID | MAIN |  |   |  |                   |   |                                 |
| Appropriated to the President<br>Fund Resources:  |                           |     |     |      |  |   |  |                   |   |                                 |
| Undisbursed Funds   | No Year                   |     | 072 | 1010 | 000                                      | 2,327,212.93  | -----  | -----             | -----   | 2,327,212.93                    |
| Transfer To:  |                           |     |     |      |  |   |  |                   |   |                                 |
| State   | No Year                   | 019 | 072 | 1010 | 000                                      | 447,858.04  | -----  | -----             | -----   | 447,858.04                      |
| Subtotal  |                           |     | 072 | 1010 | 000                                      | 2,775,070.97  | -----  | -----             | -----   | 2,775,070.97                    |
| Sahel Development Program, Funds Appropriated to the President<br>Fund Resources:                                       |                           |     |     |      |  |   |  |                   |   |                                 |
| Undisbursed Funds   | No Year                   |     | 072 | 1012 | 000                                      | 605,829.75  | -----  | -----             | -----   | 605,829.75                      |
| Sub-Saharan Africa, Development Assistance, Funds Appropriated to the<br>President<br>Fund Resources:                   |                           |     |     |      |  |   |  |                   |   |                                 |
| Undisbursed Funds   | No Year                   |     | 072 | 1014 | 000                                      | 4,694,887.63  | -----  | -----             | -----   | 4,694,887.63                    |
| Development Assistance, Agency for International Development, Funds<br>Appropriated to the President<br>Fund Resources: |                           |     |     |      |  |   |  |                   |   |                                 |
| Undisbursed Funds   | 2022-2026                 |     | 072 | 1021 | 000                                      | -----   | -----  | 67,400,000.00     | -----   | 67,400,000.00                   |
|   | 2021-2026                 |     |     |      |  | -----   | -----  | 3,114,655,590.48  | 1,042,608,883.04  | 2,072,046,707.44                |
|   | 2020-2026                 |     |     |      |  | -----   | -----  | 58,659.00         | -----   | 58,659.00                       |
|   | 2018-2026                 |     |     |      |  | -----   | -----  | 20,586,818.39     | 6,941,579.36  | 13,645,239.03                   |
|   | 2021-2025                 |     |     |      |  | 55,000,000.00   | -----  | 1,328,826.98      | -----   | 53,671,173.02                   |
|   | 2020-2025                 |     |     |      |  | 2,091,183,896.64  | -----  | 1,087,160,210.32  | -----   | 1,004,023,686.32                |
|   | 2017-2025                 |     |     |      |  | 18,771,735.96   | -----  | 7,499,475.28      | -----   | 11,272,260.68                   |
|   | 2023-2024                 |     |     |      |  | -----   | 4,368,613,000.00   | -----             | -----   | 4,368,613,000.00                |
|   | 2022-2024                 |     |     |      |  | -----   | -----  | 45,050,000.00     | -----   | 45,050,000.00                   |
|   | 2020-2024                 |     |     |      |  | 47,252,005.32   | -----  | -----             | 3,422,991.49  | 43,829,013.83                   |
|   | 2019-2024                 |     |     |      |  | 854,444,483.31  | -----  | -----             | 474,347,873.98  | 380,096,609.33                  |
|   | 2016-2024                 |     |     |      |  | 26,171,168.69   | -----  | -----             | 9,620,817.45  | 16,550,351.24                   |
|   | 2022-2023                 |     |     |      |  | 4,140,451,291.96  | -----  | -117,212,500.00   | 393,584,188.82  | 3,629,654,603.14                |
|   | 2019-2023                 |     |     |      |  | 25,671,300.91   | -----  | -----             | 5,225,410.45  | 20,445,890.46                   |
|   | 2018-2023                 |     |     |      |  | 357,181,075.68  | -----  | -----             | 188,291,197.70  | 168,889,877.98                  |
|   | 2015-2023                 |     |     |      |  | 4,480,613.75  | -----  | -----             | 1,531,844.51  | 2,948,769.24                    |
|   | 2021-2022                 |     |     |      |  | 3,118,355,590.48  | -----  | -3,114,655,590.48 | 3,462,934.42  | 237,065.58                      |
|   | 2020-2022                 |     |     |      |  | 58,659.00   | -----  | -58,659.00        | -----   | -----                           |
|   | 2018-2022                 |     |     |      |  | 20,586,818.39   | -----  | -20,586,818.39    | -----   | -----                           |
|   | 2017-2022                 |     |     |      |  | 147,624,068.82  | -----  | -----             | 76,320,229.07   | 71,303,839.75                   |
|   | 2020-2021                 |     |     |      |  | 2,085,602.44  | -----  | -----             | 820,140.12  | 1,265,462.32                    |
|   | 2017-2021                 |     |     |      |  | 3,857.20  | -----  | -----             | -527.85   | 4,385.05                        |
|   | 2016-2021                 |     |     |      |  | 121,743,239.74  | -----  | -----             | 36,626,059.57   | 85,117,180.17                   |
|   | 2019-2020                 |     |     |      |  | 2,308,024.07  | -----  | -----             | 1,425,995.31  | 882,028.76                      |
|   | 2016-2020                 |     |     |      |  | 158,436.42  | -----  | -----             | 4,027.75  | 154,408.67                      |
|   | 2015-2020                 |     |     |      |  | 31,023,774.37   | -----  | -----             | 9,577,248.79  | 21,446,525.58                   |

Footnotes at End of Chapter

Appropriations, Outlays, and Balances - Continued

| Appropriation or Fund Account<br><br>Title   | Account Symbol            |     |     |      | Balances,<br>Beginning of<br>Fiscal Year | Appropriations<br>and Other<br>Obligational<br>Authority <sup>1</sup> | Transfers<br>Borrowings<br>and<br>Investment<br>(Net) <sup>2</sup> | Outlays<br>(Net) | Balances<br>Withdrawn<br>and Other<br>Transactions <sup>3</sup> | Balances, End<br>of Fiscal Year |                   |
|--|---------------------------|-----|-----|------|--|---|--|------------------|---|---------------------------------|-------------------|
|  | Period of<br>Availability | ATA | AID | MAIN |  |   |  |                  |   |                                 | SUB               |
|  | 2014-2020                 |     |     |      | 1,772,238.16                             | -----   | -----  | 902,628.38       | -----   | 869,609.78                      |                   |
|  | 2018-2019                 |     |     |      | 310,865.67                               | -----   | -----  | -293,679.80      | -----   | 604,545.47                      |                   |
|  | 2015-2019                 |     |     |      | 36,109.98                                | -----   | -----  | 28,747.57        | -----   | 7,362.41                        |                   |
|  | 2014-2019                 |     |     |      | 20,202,881.92                            | -----   | -----  | 3,801,022.88     | -----   | 16,401,859.04                   |                   |
|  | 2017-2018                 |     |     |      | 77,474.78                                | -----   | 1,587,357.62   | 70,816.72        | 1,594,015.68  | -----                           |                   |
|  | 2013-2018                 |     |     |      | 17,610,774.23                            | -----   | 107,051.84   | 7,725,706.89     | 9,992,119.18  | -----                           |                   |
|  | No Year                   |     |     |      | 14,460,796.25                            | -----   | -----  | -902,999.39      | -----   | 15,363,795.64                   |                   |
| Transfer To:   |                           |     |     |      |  |   |  |                  |   |                                 |                   |
| Agriculture  | 2019-2020                 | 012 | 072 | 1021 | 000                                      | -----   | -----  | 503,530.57       | -----   | 546,009.83                      |                   |
|  | 2018-2019                 |     |     |      |  | -----   | -----  | 155,567.33       | -----   | 334,373.09                      |                   |
|  | 2017-2018                 |     |     |      |  | -----   | -71,631.76   | 12,963.83        | -----   | -----                           |                   |
| State  | 2022-2023                 | 019 | 072 | 1021 | 000                                      | -----   | 3,162,500.00   | 23,235.27        | -----   | 3,139,264.73                    |                   |
|  | 2018-2023                 |     |     |      |  | -----   | -----  | 890,890.00       | -----   | 235,517.50                      |                   |
|  | 2021-2022                 |     |     |      |  | -----   | -----  | 4,940,096.15     | -----   | 9,876,235.14                    |                   |
|  | 2020-2021                 |     |     |      |  | -----   | -----  | 373,020.19       | -----   | 577,108.06                      |                   |
|  | 2019-2020                 |     |     |      |  | -----   | -----  | 403,623.61       | -----   | 429,627.51                      |                   |
|  | 2018-2019                 |     |     |      |  | -----   | -----  | -----            | -----   | 584,178.56                      |                   |
|  | 2017-2018                 |     |     |      |  | -----   | -1,515,725.86  | -----            | -----   | -----                           |                   |
|  | 2013-2018                 |     |     |      |  | -----   | -107,051.84  | -----            | -----   | -----                           |                   |
|  | No Year                   |     |     |      |  | -----   | -----  | -----            | -----   | 216,122.36                      |                   |
|  | Subtotal                  |     | 072 | 1021 | 000                                      | 11,140,800,057.33   | 4,368,613,000.00   | -1,600,000.00    | 3,368,434,576.76  | 11,586,134.86                   | 12,127,792,345.71 |
| Food and Nutrition, Development Assistance, Economic Assistance, Funds Appropriated to the President<br>Fund Resources:                        |                           |     |     |      |  |   |  |                  |   |                                 |                   |
| Undisbursed Funds  | No Year                   |     | 072 | 1023 | 000                                      | 2,767,500.48  | -----  | -----            | -----   | 2,767,500.48                    |                   |
| Population Planning and Health, Development Assistance, Economic Assistance, Funds Appropriated to the President<br>Fund Resources:            |                           |     |     |      |  |   |  |                  |   |                                 |                   |
| Undisbursed Funds  | No Year                   |     | 072 | 1024 | 000                                      | 272,441.82  | -----  | -----            | -----   | 272,441.82                      |                   |
| Education and Human Resources Development, Development Assistance, Economic Assistance, Funds Appropriated to the President<br>Fund Resources: |                           |     |     |      |  |   |  |                  |   |                                 |                   |
| Undisbursed Funds  | No Year                   |     | 072 | 1025 | 000                                      | 2,649,022.09  | -----  | -----            | -----   | 2,649,022.09                    |                   |
| Transition Initiatives, International Assistance Program, Agency for International Development<br>Fund Resources:                              |                           |     |     |      |  |   |  |                  |   |                                 |                   |
| Undisbursed Funds  | No Year                   |     | 072 | 1027 | 000                                      | 308,954,625.71  | 130,000,000.00   | -----            | 179,766,455.24  | -----                           | 259,188,170.47    |
| HIV/AIDS Working Capital Fund, Agency for International Development<br>Fund Resources:   |                           |     |     |      |  |   |  |                  |   |                                 |                   |
| Undisbursed Funds  | No Year                   |     | 072 | 1033 | 000                                      | 1,049,145,280.70  | -----  | -----            | 281,727,810.54  | -----                           | 767,417,470.16    |
| International Disaster Assistance, Funds Appropriated to the   |                           |     |     |      |  |   |  |                  |   |                                 |                   |

Footnotes at End of Chapter

## Appropriations, Outlays, and Balances - Continued

| Appropriation or Fund Account<br><br>Title  | Account Symbol            |     |     |      | Balances,<br>Beginning of<br>Fiscal Year | Appropriations<br>and Other<br>Obligational<br>Authority <sup>1</sup> | Transfers<br>Borrowings<br>and<br>Investment<br>(Net) <sup>2</sup> | Outlays<br>(Net) | Balances<br>Withdrawn<br>and Other<br>Transactions <sup>3</sup> | Balances, End<br>of Fiscal Year |                            |
|---|---------------------------|-----|-----|------|--|---|--|------------------|---|---------------------------------|----------------------------|
|   | Period of<br>Availability | ATA | AID | MAIN |  |   |  |                  |   |                                 | SUB                        |
| President, US Agency for International Development<br>Fund Resources:   |                           |     |     |      |  |   |  |                  |   |                                 |                            |
| Undisbursed Funds   | No Year                   |     | 072 | 1035 | 000                                      | 11,799,001,657.15   | 4,841,849,514.39   | 6,097,395.00     | 9,259,493,937.90  | -----                           | 7,387,454,628.64           |
| Transfer To:  |                           |     |     |      |  |   |  |                  |   |                                 |                            |
| Justice   | No Year                   | 015 | 072 | 1035 | 001                                      | -----   | -----  | -----            | 141,446.40  | -----                           | 6 <sup>7</sup> -141,446.40 |
| Subtotal  |                           |     | 072 | 1035 | 000                                      | 11,799,001,657.15   | 4,841,849,514.39   | 6,097,395.00     | 9,259,635,384.30  | -----                           | 7,387,313,182.24           |
| Sub-Saharan Africa Disaster Assistance, Funds Appropriated to the<br>President<br>Fund Resources:   |                           |     |     |      |  |   |  |                  |   |                                 |                            |
| Undisbursed Funds   | No Year                   |     | 072 | 1040 | 000                                      | 81,817.60   | -----  | -----            | -----   | -----                           | 81,817.60                  |
| Assistance for the Independent States of the Former Soviet Union,<br>Funds Appropriated to the President, United Agency for International<br>Development<br>Fund Resources: |                           |     |     |      |  |   |  |                  |   |                                 |                            |
| Undisbursed Funds   | No Year                   |     | 072 | 1093 | 000                                      | 5,747,479.41  | -----  | -----            | 383,478.78  | -----                           | 5,364,000.63               |
| Transfer To:  |                           |     |     |      |  |   |  |                  |   |                                 |                            |
| State   | No Year                   | 019 | 072 | 1093 | 000                                      | 1,059,345.43  | -----  | -----            | -----   | -----                           | 1,059,345.43               |
| Subtotal  |                           |     | 072 | 1093 | 000                                      | 6,806,824.84  | -----  | -----            | 383,478.78  | -----                           | 6,423,346.06               |
| Child Survival and Health Programs Fund, United States Agency for<br>International Development<br>Fund Resources:   |                           |     |     |      |  |   |  |                  |   |                                 |                            |
| Undisbursed Funds   | No Year                   |     | 072 | 1095 | 000                                      | 36,743,891.40   | -----  | -----            | 805.12  | -----                           | 36,743,086.28              |
| <b>Special Fund Accounts</b>  |                           |     |     |      |  |   |  |                  |   |                                 |                            |
| Loan Guarantees to Israel Program, Reimbursements of Administrative<br>Expenses, Agency for International Development<br>Fund Resources:                                    |                           |     |     |      |  |   |  |                  |   |                                 |                            |
| Undisbursed Funds   | No Year                   |     | 072 | 5318 | 000                                      | 27,000.00   | -----  | -----            | -----   | -----                           | 27,000.00                  |
| <b>Public Enterprise Funds</b>  |                           |     |     |      |  |   |  |                  |   |                                 |                            |
| Property Management Fund, Agency for International Development<br>Fund Resources:   |                           |     |     |      |  |   |  |                  |   |                                 |                            |
| Undisbursed Funds   | No Year                   |     | 072 | 4175 | 000                                      | 17,791,257.87   | -----  | -----            | 361,798.35  | -----                           | 17,429,459.52              |
| <b>Intragovernmental Funds</b>  |                           |     |     |      |  |   |  |                  |   |                                 |                            |
| Working Capital Fund, International Assistance Program<br>Fund Resources:   |                           |     |     |      |  |   |  |                  |   |                                 |                            |
| Undisbursed Funds   | No Year                   |     | 072 | 4513 | 000                                      | 21,947,311.08   | -----  | -----            | 1,767,381.34  | -----                           | 20,179,929.74              |
| Acquisition of Property Revolving Fund, Agency for International<br>Development<br>Fund Resources:  |                           |     |     |      |  |   |  |                  |   |                                 |                            |
| Undisbursed Funds   | No Year                   |     | 072 | 4590 | 000                                      | 46,299.08   | -----  | -----            | -----   | -----                           | 46,299.08                  |
| <b>Trust Fund Accounts</b>  |                           |     |     |      |  |   |  |                  |   |                                 |                            |
| Foreign National Employees Separation Liability Fund, Agency for<br>International Development<br>Fund Resources:  |                           |     |     |      |  |   |  |                  |   |                                 |                            |
| Undisbursed Funds   | No Year                   |     | 072 | 8342 | 000                                      | 65,513,201.92   | 6,081,554.10   | -----            | 3,633,620.64  | -----                           | 67,961,135.38              |

Footnotes at End of Chapter

Appropriations, Outlays, and Balances - Continued

| Appropriation or Fund Account<br><br>Title  | Account Symbol            |     |     |             | Balances,<br>Beginning of<br>Fiscal Year | Appropriations<br>and Other<br>Obligational<br>Authority <sup>1</sup> | Transfers<br>Borrowings<br>and<br>Investment<br>(Net) <sup>2</sup> | Outlays<br>(Net) | Balances<br>Withdrawn<br>and Other<br>Transactions <sup>3</sup> | Balances, End<br>of Fiscal Year |                   |
|---|---------------------------|-----|-----|-------------|--|---|--|------------------|---|---------------------------------|-------------------|
|   | Period of<br>Availability | ATA | AID | MAIN<br>SUB |  |   |  |                  |   |                                 |                   |
| Technical Assistance, United States Dollars Advanced from Foreign Governments, Agency for International Development<br>Fund Resources:<br>Undisbursed Funds | No Year                   |     | 072 | 8502<br>000 | 5,160,327.83                             | 1,432,891.10  | -----  | 1,462,807.61     | -----   | 5,130,411.32                    |                   |
| Gifts and Donations, Agency for International Development<br>Fund Resources:<br>Undisbursed Funds   | No Year                   |     | 072 | 8824<br>000 | 69,194,087.06                            | 65,178,992.78   | -----  | 36,487,813.28    | -----   | 97,885,266.56                   |                   |
| <b>Deductions for Offsetting Receipts</b>   |                           |     |     |             |  |   |  |                  |   |                                 |                   |
| Proprietary Receipts from the Public  |                           |     |     |             | -----                                    | -87,577,743.05  | -----  | -722,332,316.86  | -----   | -----                           |                   |
| Intrabudgetary Receipts Deducted by Agency  |                           |     |     |             | -----                                    | -7,277,986.32   | -----  | -7,277,986.32    | -----   | -----                           |                   |
| Total Offsetting Receipts   |                           |     |     |             | - 0 -                                    | -94,855,729.37  | -----  | -729,610,303.18  | -----   | - 0 -                           |                   |
| Total, Agency for International Development   |                           |     |     |             | 28,458,614,159.12                        | 12,269,964,099.94   |  | 3,403,594.00     | 15,478,613,319.33   | 95,628,778.34                   | 24,522,985,181.58 |
| <b>Overseas Private Investment Corporation</b>  |                           |     |     |             |  |   |  |                  |   |                                 |                   |
| <b>General Fund Accounts</b>  |                           |     |     |             |  |   |  |                  |   |                                 |                   |
| Program Account, United States International Development Finance Corporation<br>Fund Resources:<br>Undisbursed Funds  | 2018-2020                 |     | 071 | 0100<br>000 | 7,463,562.58                             | -----   | -----  | -----            | -----   | 7,463,562.58                    |                   |
|   | 2017-2019                 |     |     |             | 10,313,270.94                            | -----   | -----  | 4,321,320.00     | -----   | <sup>8</sup> 5,991,950.94       |                   |
|   | 2016-2018                 |     |     |             | 7,069,729.49                             | -----   | -----  | -----            | -----   | <sup>9</sup> 7,069,729.49       |                   |
|   | 2015-2017                 |     |     |             | 7,745,050.41                             | -----   | -----  | 632,609.69       | -----   | <sup>10</sup> 7,112,440.72      |                   |
|   | 2014-2016                 |     |     |             | 11,835,227.97                            | -----   | -----  | 173,567.57       | -----   | <sup>10</sup> 11,661,660.40     |                   |
|   | 2013-2015                 |     |     |             | 6,153,718.84                             | -----   | -6,153,718.84  | -----            | -----   | -----                           |                   |
|   | Subtotal                  |     | 071 | 0100<br>000 | 50,580,560.23                            | -----   | -6,153,718.84  | 5,127,497.26     | -----   | 39,299,344.13                   |                   |
| Total, Overseas Private Investment Corporation  |                           |     |     |             | 50,580,560.23                            | -----   | -6,153,718.84  | 5,127,497.26     | -----   | 39,299,344.13                   |                   |
| <b>Trade and Development Agency</b>   |                           |     |     |             |  |   |  |                  |   |                                 |                   |
| <b>General Fund Accounts</b>  |                           |     |     |             |  |   |  |                  |   |                                 |                   |
| Trade and Development Agency, Funds Appropriated to the President<br>Fund Resources:<br>Undisbursed Funds   | 2023-2024                 |     | 011 | 1001<br>000 | -----                                    | 87,000,000.00   | -----  | 14,613,562.98    | -----   | 72,386,437.02                   |                   |
|   | 2022-2024                 |     |     |             | -----                                    | -----   | 8,000,000.00   | 8,000,000.00     | -----   | -----                           |                   |
|   | 2020-2024                 |     |     |             | -54,114.54                               | -----   | -----  | -54,114.54       | -----   | -----                           |                   |
|   | 2022-2023                 |     |     |             | 67,115,032.01                            | -----   | 3,000,000.00   | 18,731,752.60    | -----   | 51,383,279.41                   |                   |
|   | 2018-2023                 |     |     |             | 6,361,697.00                             | -----   | 4,131,293.00   | -----            | -----   | 10,492,990.00                   |                   |
|   | 2021-2022                 |     |     |             | 50,385,360.14                            | -----   | -----  | 14,288,694.19    | -----   | 36,096,665.95                   |                   |
|   | 2018-2022                 |     |     |             | -25,722.23                               | -----   | -----  | -25,722.23       | -----   | -----                           |                   |
|   | 2017-2022                 |     |     |             | 5,271,282.00                             | -----   | -----  | 1,985,841.90     | -----   | 3,285,440.10                    |                   |
|   | 2020-2021                 |     |     |             | 34,680,709.58                            | -----   | -----  | 9,511,671.54     | -----   | 25,169,038.04                   |                   |
|   | 2017-2021                 |     |     |             | 16,297.92                                | -----   | -----  | 16,297.92        | -----   | -----                           |                   |
|   | 2019-2020                 |     |     |             | 26,253,930.33                            | -----   | -----  | 4,208,489.67     | -----   | 22,045,440.66                   |                   |

Footnotes at End of Chapter



## Appropriations, Outlays, and Balances - Continued

| Appropriation or Fund Account<br><br>Title   | Account Symbol            |     |     |      |     | Balances,<br>Beginning of<br>Fiscal Year | Appropriations<br>and Other<br>Obligational<br>Authority <sup>1</sup> | Transfers<br>Borrowings<br>and<br>Investment<br>(Net) <sup>2</sup> | Outlays<br>(Net) | Balances<br>Withdrawn<br>and Other<br>Transactions <sup>3</sup> | Balances, End<br>of Fiscal Year |
|--|---------------------------|-----|-----|------|-----|--|---|--|------------------|---|---------------------------------|
|  | Period of<br>Availability | ATA | AID | MAIN | SUB |  |   |  |                  |   |                                 |
|  | 2015-2020                 |     |     |      |     | 2,953,545.00                             | -----   | -----  | -----            | -----   | 2,953,545.00                    |
|  | 2018-2019                 |     |     |      |     | 16,713,722.78                            | -----   | -4,131,293.00  | 2,036,342.52     | -----   | 10,546,087.26                   |
|  | 2014-2019                 |     |     |      |     | 1,601,160.36                             | -----   | -----  | -----            | -----   | 1,601,160.36                    |
|  | 2017-2018                 |     |     |      |     | 10,964,562.20                            | -----   | -----  | 2,086,713.66     | 8,877,848.54  | -----                           |
|  | 2013-2018                 |     |     |      |     | 1,325,248.85                             | -----   | -----  | 92,960.00        | 1,232,288.85  | -----                           |
|  | No Year                   |     |     |      |     | 475,959.08                               | -----   | -----  | -----            | -----   | 475,959.08                      |
|  | Subtotal                  |     | 011 | 1001 | 000 | 224,038,670.48                           | 87,000,000.00   | 11,000,000.00  | 75,492,490.21    | 10,110,137.39   | 236,436,042.88                  |
| Total, Trade and Development Agency  |                           |     |     |      |     | 224,038,670.48                           | 87,000,000.00   | 11,000,000.00  | 75,492,490.21    | 10,110,137.39   | 236,436,042.88                  |
| <b>Peace Corps</b>   |                           |     |     |      |     |  |   |  |                  |   |                                 |
| <b>General Fund Accounts</b>   |                           |     |     |      |     |  |   |  |                  |   |                                 |
| Operating Expenses, Peace Corps, Funds Appropriated to the President Fund Resources:     |                           |     |     |      |     |  |   |  |                  |   |                                 |
| Undisbursed Funds  |                           |     |     |      |     |  |   |  |                  |   |                                 |
|  | 2023-2024                 |     | 011 | 0100 | 000 | -----                                    | 430,500,000.00  | -----  | 267,680,532.91   | -----   | 162,819,467.09                  |
|  | 2022-2023                 |     |     |      |     | 161,236,937.57                           | -----   | -----  | 150,827,704.72   | -----   | 10,409,232.85                   |
|  | 2021-2022                 |     |     |      |     | 9,584,068.77                             | -----   | -----  | 4,402,532.61     | -----   | 5,181,536.16                    |
|  | 2020-2022                 |     |     |      |     | 18,547,460.15                            | -----   | -----  | 14,242,938.36    | -----   | 4,304,521.79                    |
|  | 2020-2021                 |     |     |      |     | 5,204,033.19                             | -----   | -----  | -45,573.60       | -----   | 5,249,606.79                    |
|  | 2019-2020                 |     |     |      |     | 4,647,857.20                             | -----   | -----  | -342.01          | -----   | 4,648,199.21                    |
|  | 2018-2019                 |     |     |      |     | 2,812,565.23                             | -----   | -----  | -38,513.76       | -----   | 2,851,078.99                    |
|  | 2017-2018                 |     |     |      |     | 5,980,759.52                             | -----   | -----  | 302.40           | 5,980,457.12  | -----                           |
|  | No Year                   |     |     |      |     | 10,835.65                                | -----   | -----  | 600.00           | -----   | 10,235.65                       |
|  | Subtotal                  |     | 011 | 0100 | 000 | 208,024,517.28                           | 430,500,000.00  | -----  | 437,070,181.63   | 5,980,457.12  | 195,473,878.53                  |
| Foreign Currency Fluctuations, Peace Corps Fund Resources:                               |                           |     |     |      |     |  |   |  |                  |   |                                 |
| Undisbursed Funds  |                           |     |     |      |     |  |   |  |                  |   |                                 |
|  | No Year                   |     | 011 | 0101 | 000 | 5,000,000.00                             | -----   | -----  | -----            | -----   | 5,000,000.00                    |
| <b>Special Fund Accounts</b>   |                           |     |     |      |     |  |   |  |                  |   |                                 |
| Host Country Resident Contractors Separation Liability Fund, Peace Corps Fund Resources: |                           |     |     |      |     |  |   |  |                  |   |                                 |
| Undisbursed Funds  |                           |     |     |      |     |  |   |  |                  |   |                                 |
|  | No Year                   |     | 011 | 5395 | 000 | 39,364,526.80                            | 4,000,000.00  | -----  | 4,047,583.77     | -----   | 39,316,943.03                   |
| <b>Trust Fund Accounts</b>   |                           |     |     |      |     |  |   |  |                  |   |                                 |
| Gifts and Contributions, Peace Corps Fund Resources:                                     |                           |     |     |      |     |  |   |  |                  |   |                                 |
| Undisbursed Funds  |                           |     |     |      |     |  |   |  |                  |   |                                 |
|  | No Year                   |     | 011 | 8245 | 000 | 3,226,102.60                             | 150,693.89  | -----  | -167,122.90      | -----   | 3,543,919.39                    |
| Foreign Service National Separation Liability Trust Fund, Peace Corps Fund Resources:    |                           |     |     |      |     |  |   |  |                  |   |                                 |
| Undisbursed Funds  |                           |     |     |      |     |  |   |  |                  |   |                                 |
|  | No Year                   |     | 011 | 8345 | 000 | 2,225,623.62                             | -----   | -----  | 9,144.95         | -----   | 2,216,478.67                    |
| <b>Deductions for Offsetting Receipts</b>  |                           |     |     |      |     |  |   |  |                  |   |                                 |
| Proprietary Receipts from the Public   |                           |     |     |      |     |  |   |  |                  |   |                                 |
|  |                           |     |     |      |     | -----                                    | 384,892.15  | -----  | 384,892.15       | -----   | -----                           |
| Intrabudgetary Receipts Deducted by Agency   |                           |     |     |      |     |  |   |  |                  |   |                                 |
|  |                           |     |     |      |     | -----                                    | -4,000,000.00   | -----  | -4,000,000.00    | -----   | -----                           |

Footnotes at End of Chapter

Appropriations, Outlays, and Balances - Continued

| Appropriation or Fund Account<br><br>Title                                       | Account Symbol            |     |     |      | Balances,<br>Beginning of<br>Fiscal Year | Appropriations<br>and Other<br>Obligational<br>Authority <sup>1</sup> | Transfers<br>Borrowings<br>and<br>Investment<br>(Net) <sup>2</sup> | Outlays<br>(Net) | Balances<br>Withdrawn<br>and Other<br>Transactions <sup>3</sup> | Balances, End<br>of Fiscal Year |               |
|--|---------------------------|-----|-----|------|--|---|--|------------------|---|---------------------------------|---------------|
|  | Period of<br>Availability | ATA | AID | MAIN |  |   |  |                  |   |                                 | SUB           |
| Total Offsetting Receipts  |                           |     |     |      | - 0 -                                    | -3,615,107.85   | -----  | -3,615,107.85    | -----   | - 0 -                           |               |
| Total, Peace Corps   |                           |     |     |      | 257,840,770.30                           | 431,035,586.04  | -----  | 437,344,679.60   | 5,980,457.12  | 245,551,219.62                  |               |
| <b>Inter-American Foundation</b>   |                           |     |     |      |  |   |  |                  |   |                                 |               |
| <b>General Fund Accounts</b>   |                           |     |     |      |  |   |  |                  |   |                                 |               |
| Inter-American Foundation<br>Fund Resources:                                     |                           |     |     |      |  |   |  |                  |   |                                 |               |
| Undisbursed Funds  | 2023-2024                 |     | 164 | 3100 | 000                                      | -----   | 47,000,000.00  | -----            | 18,875,685.52   | -----                           | 28,124,314.48 |
|  | 2022-2023                 |     |     |      |  | 27,209,577.80   | -----  | 15,445,692.89    | -----   | 11,763,884.91                   |               |
|  | 2021-2022                 |     |     |      |  | 11,633,095.71   | -----  | 6,444,288.53     | -----   | 5,188,807.18                    |               |
|  | 2020-2021                 |     |     |      |  | 6,113,765.90  | -----  | 3,754,715.79     | -----   | 2,359,050.11                    |               |
|  | 2019-2020                 |     |     |      |  | 2,748,138.46  | -----  | 1,409,770.00     | -----   | 1,338,368.46                    |               |
|  | 2018-2019                 |     |     |      |  | 576,155.51  | -----  | 213,325.00       | -----   | 362,830.51                      |               |
|  | 2017-2018                 |     |     |      |  | 622,229.18  | -----  | 32.80            | 622,196.38  | -----                           |               |
|  | No Year                   |     |     |      |  | 10,659,413.82   | -----  | 1,098,334.20     | -----   | 9,561,079.62                    |               |
|  | Subtotal                  |     | 164 | 3100 | 000                                      | 59,562,376.38   | 47,000,000.00  | -----            | 47,241,844.73   | 622,196.38                      | 58,698,335.27 |
| <b>Trust Fund Accounts</b>   |                           |     |     |      |  |   |  |                  |   |                                 |               |
| Gifts, Donations and Contributions, Inter-American Foundation<br>Fund Resources: |                           |     |     |      |  |   |  |                  |   |                                 |               |
| Undisbursed Funds  | No Year                   |     | 164 | 8243 | 000                                      | 1,127,307.84  | 502,190.70   | -----            | 232,451.03  | -----                           | 1,397,047.51  |
| <b>Deductions for Offsetting Receipts</b>  |                           |     |     |      |  |   |  |                  |   |                                 |               |
| Proprietary Receipts from the Public   |                           |     |     |      |  | -----   | -502,190.90  | -----            | -502,190.90   | -----                           | -----         |
| Total, Inter-American Foundation   |                           |     |     |      |  | 60,689,684.22   | 46,999,999.80  | -----            | 46,972,104.86   | 622,196.38                      | 60,095,382.78 |
| <b>African Development Foundation</b>  |                           |     |     |      |  |   |  |                  |   |                                 |               |
| <b>General Fund Accounts</b>   |                           |     |     |      |  |   |  |                  |   |                                 |               |
| African Development Foundation<br>Fund Resources:                                |                           |     |     |      |  |   |  |                  |   |                                 |               |
| Undisbursed Funds  | 2023-2024                 |     | 166 | 0700 | 000                                      | -----   | 45,000,000.00  | -----            | 12,474,268.75   | -----                           | 32,525,731.25 |
|  | 2022-2023                 |     |     |      |  | 22,865,705.48   | -----  | 13,184,908.17    | -----   | 9,680,797.31                    |               |
|  | 2021-2022                 |     |     |      |  | 6,371,277.06  | -----  | 3,218,620.14     | -----   | 3,152,656.92                    |               |
|  | 2020-2021                 |     |     |      |  | 2,733,144.41  | -----  | 965,115.23       | -----   | 1,768,029.18                    |               |
|  | 2019-2020                 |     |     |      |  | 2,121,409.22  | -----  | 650,373.39       | -----   | 1,471,035.83                    |               |
|  | 2018-2019                 |     |     |      |  | 1,984,435.38  | -----  | 518,821.14       | -----   | 1,465,614.24                    |               |
|  | 2017-2018                 |     |     |      |  | 980,649.53  | -----  | 50,659.35        | 929,990.18  | -----                           |               |
|  | No Year                   |     |     |      |  | 2,720,431.53  | -----  | -590,757.67      | -----   | 3,311,189.20                    |               |
|  | Subtotal                  |     | 166 | 0700 | 000                                      | 39,777,052.61   | 45,000,000.00  | -----            | 30,472,008.50   | 929,990.18                      | 53,375,053.93 |
| <b>Trust Fund Accounts</b>   |                           |     |     |      |  |   |  |                  |   |                                 |               |
| Gifts and Donations, African Development Foundation<br>Fund Resources:           |                           |     |     |      |  |   |  |                  |   |                                 |               |
| Undisbursed Funds  | No Year                   |     | 166 | 8239 | 000                                      | 3,817,657.05  | 6,066,421.78   | -1,479,224.22    | 5,401,646.23  | -----                           | 3,003,208.38  |

Footnotes at End of Chapter

## Appropriations, Outlays, and Balances - Continued

| Appropriation or Fund Account<br><br>Title  | Account Symbol            |     |     |      |     | Balances,<br>Beginning of<br>Fiscal Year | Appropriations<br>and Other<br>Obligational<br>Authority <sup>1</sup> | Transfers<br>Borrowings<br>and<br>Investment<br>(Net) <sup>2</sup> | Outlays<br>(Net)  | Balances<br>Withdrawn<br>and Other<br>Transactions <sup>3</sup> | Balances, End<br>of Fiscal Year |
|---|---------------------------|-----|-----|------|-----|--|---|--|-------------------|---|---------------------------------|
|   | Period of<br>Availability | ATA | AID | MAIN | SUB |  |   |  |                   |   |                                 |
| Funds Held Outside the Treasury   |                           |     |     |      |     | 8,246,286.62                             | -----   | 1,479,224.22   | -----             | -----   | 9,725,510.84                    |
| Subtotal  |                           |     | 166 | 8239 | 000 | 12,063,943.67                            | 6,066,421.78  | -----  | 5,401,646.23      | -----   | 12,728,719.22                   |
| <b>Deductions for Offsetting Receipts</b>   |                           |     |     |      |     |  |   |  |                   |   |                                 |
| Proprietary Receipts from the Public  |                           |     |     |      |     | -----                                    | -6,093,292.41   | -----  | -6,093,292.41     | -----   | -----                           |
| Total, African Development Foundation   |                           |     |     |      |     | 51,840,996.28                            | 44,973,129.37   | -----  | 29,780,362.32     | 929,990.18  | 66,103,773.15                   |
| <b>International Monetary Programs</b>  |                           |     |     |      |     |  |   |  |                   |   |                                 |
| <b>General Fund Accounts</b>  |                           |     |     |      |     |  |   |  |                   |   |                                 |
| United States Quota, International Monetary Fund, Treasury<br>Fund Resources:                               |                           |     |     |      |     |  |   |  |                   |   |                                 |
| Transfer To:  |                           |     |     |      |     |  |   |  |                   |   |                                 |
| Treasury  | No Year                   | 020 | 020 | 0003 | 000 | 78,336,481,841.36                        | 80,699,104.41   | -----  | -----             | -255,000,000.00   | 78,672,180,945.77               |
| Treasury  | No Year                   |     |     |      |     | 31,333,746,336.58                        | -----   | -----  | -----             | -636,334,454.43   | 31,970,080,791.01               |
| Subtotal  |                           |     | 020 | 0003 | 000 | 109,670,228,177.94                       | 80,699,104.41   | -----  | -----             | -891,334,454.43   | 110,642,261,736.78              |
| Contributions to the International Monetary Fund Facilities and Trust<br>Funds, Treasury<br>Fund Resources: |                           |     |     |      |     |  |   |  |                   |   |                                 |
| Undisbursed Funds   | 2022-2032                 |     | 020 | 1699 | 000 | 32,000,000.00                            | -----   | -----  | -----             | -----   | 32,000,000.00                   |
|   | 2023-2031                 |     |     |      |     | -----                                    | 20,000,000.00   | -----  | -----             | -----   | 20,000,000.00                   |
| Subtotal  |                           |     | 020 | 1699 | 000 | 32,000,000.00                            | 20,000,000.00   | -----  | -----             | -----   | 52,000,000.00                   |
| Total, International Monetary Programs  |                           |     |     |      |     | 109,702,228,177.94                       | 100,699,104.41  | -----  | -----             | -891,334,454.43   | 110,694,261,736.78              |
| <b>Military Sales Program</b>   |                           |     |     |      |     |  |   |  |                   |   |                                 |
| <b>Public Enterprise Funds</b>  |                           |     |     |      |     |  |   |  |                   |   |                                 |
| Special Defense Acquisition Fund, Funds Appropriated to the President<br>Fund Resources:                    |                           |     |     |      |     |  |   |  |                   |   |                                 |
| Undisbursed Funds   | No Year                   |     | 011 | 4116 | 000 | <sup>5</sup> 261,331,865.35              | 221,928,469.14  | -109,069,958.92  | -165,868,541.05   | -----   | 540,058,916.62                  |
| Transfer To:  |                           |     |     |      |     |  |   |  |                   |   |                                 |
| Defense   | 2022-2024                 | 097 | 011 | 4116 | 000 | 5,470,000.00                             | -----   | 143,839,751.75   | 3,277,973.41      | -----   | 146,031,778.34                  |
|   | 2021-2023                 |     |     |      |     | 279,390,501.21                           | -----   | 17,719,551.34  | 90,767,004.05     | -----   | 206,343,048.50                  |
|   | 2020-2022                 |     |     |      |     | 238,418,536.25                           | -----   | -47,250,895.00   | 129,797,633.30    | -----   | 61,370,007.95                   |
|   | 2019-2021                 |     |     |      |     | 36,645,527.84                            | -----   | -61,103.94   | 13,484,275.78     | -----   | 23,100,148.12                   |
|   | 2018-2020                 |     |     |      |     | 9,081,819.76                             | -----   | -744,480.00  | 3,388,412.39      | -----   | 4,948,927.37                    |
|   | 2017-2019                 |     |     |      |     | 9,315,177.08                             | -----   | -3,298,735.75  | 2,044,834.60      | -----   | 3,971,606.73                    |
|   | 2016-2018                 |     |     |      |     | 11,228,468.35                            | -----   | -4,368,581.14  | 6,859,887.21      | -----   | -----                           |
|   | No Year                   |     |     |      |     | 163,793,770.11                           | -221,928,469.14   | 3,234,451.66   | -55,308,710.37    | -----   | 408,463.00                      |
| Subtotal  |                           |     | 011 | 4116 | 000 | 1,014,675,665.95                         | -----   | -----  | 28,442,769.32     | -----   | 986,232,896.63                  |
| <b>Trust Fund Accounts</b>  |                           |     |     |      |     |  |   |  |                   |   |                                 |
| Advances, Foreign Military Sales, Funds Appropriated to the President<br>Fund Resources:                    |                           |     |     |      |     |  |   |  |                   |   |                                 |
| Undisbursed Funds   | No Year                   |     | 011 | 8242 | 000 | <sup>5</sup> 38,483,567,280.98           | 52,678,384,744.12   | -----  | 39,700,425,106.77 | -----   | 51,461,526,918.33               |
| Unfunded Contract Authority   |                           |     |     |      |     | 206,450,556,915.68                       | <sup>11</sup> 37,979,385,024.35                                       | -----  | -----             | -----   | 244,429,941,940.03              |

Footnotes at End of Chapter

Appropriations, Outlays, and Balances - Continued

| Appropriation or Fund Account<br><br>Title  | Account Symbol            |     |      |      | Balances,<br>Beginning of<br>Fiscal Year | Appropriations<br>and Other<br>Obligational<br>Authority <sup>1</sup> | Transfers<br>Borrowings<br>and<br>Investment<br>(Net) <sup>2</sup> | Outlays<br>(Net)   | Balances<br>Withdrawn<br>and Other<br>Transactions <sup>3</sup> | Balances, End<br>of Fiscal Year |
|---|---------------------------|-----|------|------|--|---|--|--------------------|---|---------------------------------|
|   | Period of<br>Availability | ATA | AID  | MAIN |  |   |  |                    |   |                                 |
| Subtotal  |                           | 011 | 8242 | 000  | 244,934,124,196.66                       | 90,657,769,768.47   | -----  | 39,700,425,106.77  | -----   | 295,891,468,858.36              |
| <b>Deductions for Offsetting Receipts</b>   |                           |     |      |      |  |   |  |                    |   |                                 |
| Proprietary Receipts from the Public  |                           |     |      |      | -----                                    | -52,678,384,744.12  | -----  | -52,678,384,744.12 | -----   | -----                           |
| Total, Military Sales Program   |                           |     |      |      | 245,948,799,862.61                       | 37,979,385,024.35   | -----  | -12,949,516,868.03 | -----   | 296,877,701,754.99              |
| <b>United States International Development Finance Corporation</b>  |                           |     |      |      |  |   |  |                    |   |                                 |
| <b>General Fund Accounts</b>  |                           |     |      |      |  |   |  |                    |   |                                 |
| Program Account, United States International Development Finance Corporation<br>Fund Resources:   |                           |     |      |      |  |   |  |                    |   |                                 |
| Undisbursed Funds   | 2022-2028                 | 077 | 0110 | 000  | -----                                    | -----   | 584,500.00   | -----              | -----   | 584,500.00                      |
|   | 2021-2027                 |     |      |      | 2,196,320.00                             | -----   | 3,608,544.14   | -----              | -----   | 5,804,864.14                    |
|   | 2020-2026                 |     |      |      | 17,970,250.84                            | -----   | 479,986.55   | 348.36             | -----   | 18,449,889.03                   |
|   | 2023-2025                 |     |      |      | -----                                    | -----   | -----  | -258,069,952.14    | -----   | 258,069,952.14                  |
|   | 2022-2024                 |     |      |      | 54,445,320.78                            | 582,797,634.44  | 11,803,500.00  | 592,811,895.65     | -----   | 56,234,559.57                   |
|   | 2021-2023                 |     |      |      | 40,027,262.66                            | -----   | -3,608,544.14  | 6,146,570.42       | -----   | 30,272,148.10                   |
|   | 2020-2023                 |     |      |      | 100,000.00                               | -----   | -----  | 99,043.63          | -----   | 956.37                          |
|   | 2020-2022                 |     |      |      | 96,135,294.52                            | -----   | -479,986.55  | 18,406,309.09      | -----   | 77,248,998.88                   |
|   | 2019-2021                 |     |      |      | 9,408,452.75                             | -----   | -----  | 757,010.34         | -----   | 8,651,442.41                    |
|   | No Year                   |     |      |      | 132,748.84                               | 1,933,553.39  | -----  | 1,933,553.39       | -----   | 132,748.84                      |
| Subtotal  |                           | 077 | 0110 | 000  | 220,415,650.39                           | 584,731,187.83  | 12,388,000.00  | 362,084,778.74     | -----   | 455,450,059.48                  |
| Inspector General, United States International Development Finance Corporation<br>Fund Resources:   |                           |     |      |      |  |   |  |                    |   |                                 |
| Undisbursed Funds   | 2022-2027                 | 077 | 0111 | 000  | 99,357.57                                | -----   | 102,907.89   | -----              | -----   | 202,265.46                      |
|   | 2021-2026                 |     |      |      | 273,535.17                               | -----   | 11,863.93  | -----              | -----   | 285,399.10                      |
|   | 2020-2025                 |     |      |      | 314,996.27                               | -----   | 12,506.11  | 3,469.44           | -----   | 324,032.94                      |
|   | 2023-2024                 |     |      |      | -----                                    | 5,583,000.00  | -----  | 3,842,978.48       | -----   | 1,740,021.52                    |
|   | 2022-2023                 |     |      |      | 809,584.93                               | -----   | -102,907.89  | 655,715.57         | -----   | 50,961.47                       |
|   | 2021-2022                 |     |      |      | 8,687.22                                 | -----   | -11,863.93   | -8,811.17          | -----   | 5,634.46                        |
|   | 2020-2021                 |     |      |      | 16,738.31                                | -----   | -12,506.11   | -12,506.11         | -----   | 16,738.31                       |
| Subtotal  |                           | 077 | 0111 | 000  | 1,522,899.47                             | 5,583,000.00  | -----  | 4,480,846.21       | -----   | 2,625,053.26                    |
| Program Account, Microenterprise and Small Enterprise Development, United States International Development Finance Corporation<br>Fund Resources: |                           |     |      |      |  |   |  |                    |   |                                 |
| Undisbursed Funds   | No Year                   | 077 | 0400 | 000  | 2,820,398.21                             | -----   | -----  | -----              | -----   | 2,820,398.21                    |
| Program Account, Urban and Environmental Credit, United States International Development Finance Corporation<br>Fund Resources:                   |                           |     |      |      |  |   |  |                    |   |                                 |
| Undisbursed Funds   | No Year                   | 077 | 0401 | 000  | 2,154,255.07                             | 13,124,766.43   | -----  | 13,124,766.43      | -----   | 2,154,255.07                    |

Footnotes at End of Chapter

## Appropriations, Outlays, and Balances - Continued

| Appropriation or Fund Account<br><br>Title  | Account Symbol            |     |     |      | Balances,<br>Beginning of<br>Fiscal Year | Appropriations<br>and Other<br>Obligational<br>Authority <sup>1</sup> | Transfers<br>Borrowings<br>and<br>Investment<br>(Net) <sup>2</sup> | Outlays<br>(Net) | Balances<br>Withdrawn<br>and Other<br>Transactions <sup>3</sup> | Balances, End<br>of Fiscal Year |
|---|---------------------------|-----|-----|------|--|---|--|------------------|---|---------------------------------|
|   | Period of<br>Availability | ATA | AID | MAIN |  |   |  |                  |   |                                 |
| Insurance of Debt Program Account, United States International Development Finance Corporation<br>Fund Resources:<br>Undisbursed Funds                              | No Year                   |     | 077 | 0410 | 000                                      | -----<br>15,889,463.07  | -----  | 15,889,463.07    | -----   | -----                           |
| <b>Public Enterprise Funds</b>  |                           |     |     |      |  |   |  |                  |   |                                 |
| Economic Assistance Loans Liquidating Account, United States International Development Finance Corporation<br>Fund Resources:<br>Undisbursed Funds                  | No Year                   |     | 077 | 4103 | 000                                      | 5,907,041.41  | -----  | -36,978,855.47   | <sup>4</sup> 37,527,953.16                                      | 5,357,943.72                    |
| Housing and Other Credit Guaranty Programs Liquidating Account, United States International Development Finance Corporation<br>Fund Resources:<br>Undisbursed Funds | No Year                   |     | 077 | 4340 | 000                                      | <sup>5</sup> 975,022.08   | -----  | -5,750,550.53    | <sup>4</sup> 10,725,572.61                                      | -----                           |
| Corporate Capital Account, United States International Development Finance Corporation<br>Fund Resources:<br>Undisbursed Funds                                      | 2022-2028                 |     | 077 | 4483 | 000                                      | 3,943,883.04  | -----  | 3,824,479.72     | -----   | 7,768,362.76                    |
|   | 2021-2027                 |     |     |      |  | 932,691.41  | -----  | 1,256,743.70     | -----   | 2,189,435.11                    |
|   | 2022-2026                 |     |     |      |  | 1,000,000.00  | -----  | -----            | -----   | 1,000,000.00                    |
|   | 2020-2026                 |     |     |      |  | 2,142,212.89  | -----  | 956,423.92       | 60,293.15   | 3,038,343.66                    |
|   | 2023-2025                 |     |     |      |  | -----   | 749,898,800.34   | -----            | 115,445,326.44  | 634,453,473.90                  |
|   | 2021-2025                 |     |     |      |  | 1,000,000.00  | -----  | -----            | -----   | 1,000,000.00                    |
|   | 2022-2024                 |     |     |      |  | 546,329,986.41  | -----  | -3,824,479.72    | 139,870,755.25  | 402,634,751.44                  |
|   | 2021-2024                 |     |     |      |  | -----   | -----  | -158,508.57      | -----   | 158,508.57                      |
|   | 2020-2024                 |     |     |      |  | 1,000,000.00  | -----  | -----            | -----   | 1,000,000.00                    |
|   | 2019-2024                 |     |     |      |  | -----   | -----  | 1,332,025.83     | 1,298,355.29  | 33,670.54                       |
|   | 2018-2024                 |     |     |      |  | -94,712.48  | -----  | 1,184,164.99     | 773,422.73  | 316,029.78                      |
|   | 2021-2023                 |     |     |      |  | <sup>5</sup> 329,989,540.88   | -----  | -1,256,743.70    | 52,117,266.54   | 276,615,530.64                  |
|   | 2018-2023                 |     |     |      |  | 835,228.14  | -----  | -----            | 361,257.93  | 473,970.21                      |
|   | 2020-2022                 |     |     |      |  | <sup>5</sup> 66,481,095.47  | -----  | -956,423.92      | 24,759,329.99   | 40,765,341.56                   |
|   | 2019-2022                 |     |     |      |  | 2,059,984.30  | -----  | -1,852,796.48    | 207,187.82  | -----                           |
|   | 2018-2022                 |     |     |      |  | 666,553.55  | -----  | -663,394.34      | 3,159.21  | -----                           |
|   | 2019-2021                 |     |     |      |  | 1,297,179.88  | -----  | -----            | 50,597.83   | 1,246,582.05                    |
|   | 2015-2021                 |     |     |      |  | -----   | -----  | -----            | -2,599.29   | 2,599.29                        |
|   | 2018-2019                 |     |     |      |  | 1,394,630.00  | -----  | -----            | 560,466.00  | 834,164.00                      |
|   | 2017-2018                 |     |     |      |  | 349,333.25  | -----  | -----            | -----   | 349,333.25                      |
|   | No Year                   |     |     |      |  | 95,009,876.60   | -136,520,255.74  | -22,892,571.88   | -102,650,948.28   | 38,247,997.26                   |
| Unrealized Discount on Investments  |                           |     |     |      |  | -125,842,534.94   | -----  | -77,921,594.50   | -----   | -203,764,129.44                 |
| Investments in US Treasury Securities   |                           |     |     |      |  | 6,261,515,162.60  | -----  | 106,967,885.22   | -----   | 6,368,483,047.82                |
|   | Subtotal                  |     | 077 | 4483 | 000                                      | 7,190,010,111.00  | 613,378,544.60   | 6,153,718.84     | 232,695,362.04  | 349,333.25                      |
| <b>Deductions for Offsetting Receipts</b>   |                           |     |     |      |  |   |  |                  |   |                                 |
| Proprietary Receipts from the Public  |                           |     |     |      |  | -----   | 225,599,889.13   | -----            | -398,962,054.02   | -----                           |

Footnotes at End of Chapter

Appropriations, Outlays, and Balances - Continued

| Appropriation or Fund Account<br><br>Title   | Account Symbol            |     |     |      | Balances,<br>Beginning of<br>Fiscal Year | Appropriations<br>and Other<br>Obligational<br>Authority <sup>1</sup> | Transfers<br>Borrowings<br>and<br>Investment<br>(Net) <sup>2</sup> | Outlays<br>(Net) | Balances<br>Withdrawn<br>and Other<br>Transactions <sup>3</sup> | Balances, End<br>of Fiscal Year |                    |
|--|---------------------------|-----|-----|------|--|---|--|------------------|---|---------------------------------|--------------------|
|  | Period of<br>Availability | ATA | AID | MAIN |  |   |  |                  |   |                                 | SUB                |
| Total, United States International Development Finance Corporation   |                           |     |     |      | 7,423,805,377.63                         | 1,462,306,851.06  | 18,541,718.84  | 186,583,756.47   | 48,602,859.02   | 8,044,905,388.89                |                    |
| <b>Special Assistance Initiatives</b>  |                           |     |     |      |  |   |  |                  |   |                                 |                    |
| <b>General Fund Accounts</b>   |                           |     |     |      |  |   |  |                  |   |                                 |                    |
| Demobilization and Transition Fund, Funds Appropriated to the President  |                           |     |     |      |  |   |  |                  |   |                                 |                    |
| Fund Resources:  |                           |     |     |      |  |   |  |                  |   |                                 |                    |
| Undisbursed Funds  | No Year                   |     | 072 | 1500 | 000                                      | 87,327.23   | -----  | -----            | -----   | 87,327.23                       |                    |
| Total, Special Assistance Initiatives  |                           |     |     |      |  | 87,327.23   | -----  | -----            | -----   | 87,327.23                       |                    |
| Total, International Assistance Programs   |                           |     |     |      |  | 441,426,827,822.20  | 85,701,212,284.28  | -48,207,669.73   | 36,050,348,204.01   | -563,449,664.07                 | 490,114,657,977.64 |
| <b>Memorandum</b>  |                           |     |     |      |  |   |  |                  |   |                                 |                    |
| <b>Financing Accounts</b>  |                           |     |     |      |  |   |  |                  |   |                                 |                    |
| <b>Public Enterprise Funds</b>   |                           |     |     |      |  |   |  |                  |   |                                 |                    |
| Foreign Military Financing, Direct Loan Financing Account, Funds Appropriated to the President                                 |                           |     |     |      |  |   |  |                  |   |                                 |                    |
| Fund Resources:  |                           |     |     |      |  |   |  |                  |   |                                 |                    |
| Undisbursed Funds  | No Year                   |     | 011 | 4122 | 000                                      | 24,979,069.25   | -----  | -478,676,385.05  | -479,881,773.30   | -----                           | 26,184,457.50      |
| Authority to Borrow from the Treasury  |                           |     |     |      |  | -----   | 218,959,402.21   | -218,959,402.21  | -----   | -----                           | -----              |
| Subtotal   |                           |     | 011 | 4122 | 000                                      | 24,979,069.25   | 218,959,402.21   | -697,635,787.26  | -479,881,773.30   | -----                           | 26,184,457.50      |
| Military Debt Reduction Financing Account  |                           |     |     |      |  |   |  |                  |   |                                 |                    |
| Fund Resources:  |                           |     |     |      |  |   |  |                  |   |                                 |                    |
| Undisbursed Funds  | No Year                   |     | 011 | 4174 | 000                                      | -----   | -----  | 761,291.03       | 761,291.03  | -----                           | -----              |
| Authority to Borrow from the Treasury  |                           |     |     |      |  | -----   | 761,291.03   | -761,291.03      | -----   | -----                           | -----              |
| Subtotal   |                           |     | 011 | 4174 | 000                                      | - 0 -   | 761,291.03   | -----            | 761,291.03  | -----                           | - 0 -              |
| Loan Guarantees to Israel Financing Account, Agency for International Development, Funds Appropriated to the President         |                           |     |     |      |  |   |  |                  |   |                                 |                    |
| Fund Resources:  |                           |     |     |      |  |   |  |                  |   |                                 |                    |
| Undisbursed Funds  | No Year                   |     | 072 | 4119 | 000                                      | 966,046,234.92  | -----  | -----            | 103,271,396.99  | -----                           | 862,774,837.93     |
| MENA Loan Guarantee Financing Account, Funds Appropriated to the President, US Agency for International Development            |                           |     |     |      |  |   |  |                  |   |                                 |                    |
| Fund Resources:  |                           |     |     |      |  |   |  |                  |   |                                 |                    |
| Undisbursed Funds  | No Year                   |     | 072 | 4493 | 000                                      | 625,467,545.79  | -----  | -----            | 480,185,759.57  | -----                           | 145,281,786.22     |
| Debt Reduction Financing Account, United States International Development Finance Corporation                                  |                           |     |     |      |  |   |  |                  |   |                                 |                    |
| Fund Resources:  |                           |     |     |      |  |   |  |                  |   |                                 |                    |
| Undisbursed Funds  | No Year                   |     | 077 | 4137 | 000                                      | <sup>5</sup> 174,814,464.29   | -----  | -----            | -93,082,930.83  | <sup>4</sup> 93,082,930.83      | 174,814,464.29     |
| Guaranteed Loan Financing Account, Urban and Environmental Credit, United States International Development Finance Corporation |                           |     |     |      |  |   |  |                  |   |                                 |                    |
| Fund Resources:  |                           |     |     |      |  |   |  |                  |   |                                 |                    |
| Undisbursed Funds  | No Year                   |     | 077 | 4344 | 000                                      | 22,625,366.32   | -----  | -----            | -10,062,929.37  | -----                           | 32,688,295.69      |
| U.S. International Development Finance Corporation Insurance of Debt Financing Account   |                           |     |     |      |  |   |  |                  |   |                                 |                    |
| Fund Resources:  |                           |     |     |      |  |   |  |                  |   |                                 |                    |
| Undisbursed Funds  | No Year                   |     | 077 | 4389 | 000                                      | 7,014,233.68  | -----  | 11,999,428.97    | -11,352,279.70  | -----                           | 30,365,942.35      |
| Authority to Borrow from the Treasury  |                           |     |     |      |  | 6,050,000.00  | 70,100,500.00  | -11,999,428.97   | -----   | 64,151,071.03                   | -----              |

Footnotes at End of Chapter

## Appropriations, Outlays, and Balances - Continued

| Appropriation or Fund Account<br><br>Title   | Account Symbol            |     |     |      | Balances,<br>Beginning of<br>Fiscal Year | Appropriations<br>and Other<br>Obligational<br>Authority <sup>1</sup> | Transfers<br>Borrowings<br>and<br>Investment<br>(Net) <sup>2</sup> | Outlays<br>(Net)         | Balances<br>Withdrawn<br>and Other<br>Transactions <sup>3</sup> | Balances, End<br>of Fiscal Year |                          |
|--|---------------------------|-----|-----|------|--|---|--|--------------------------|---|---------------------------------|--------------------------|
|  | Period of<br>Availability | ATA | AID | MAIN |  |   |  |                          |   |                                 | SUB                      |
|  | Subtotal                  |     | 077 | 4389 | 000                                      | 13,064,233.68   | 70,100,500.00  | -----                    | -11,352,279.70  | 64,151,071.03                   | 30,365,942.35            |
| Direct Loan Financing Account, United States International Development Finance Corporation<br>Fund Resources:          |                           |     |     |      |  |   |  |                          |   |                                 |                          |
| Undisbursed Funds  | No Year                   |     | 077 | 4484 | 000                                      | 396,706,668.63  | -----  | 1,716,059,323.70         | 1,888,895,216.87  | -----                           | 223,870,775.46           |
| Authority to Borrow from the Treasury  |                           |     |     |      |  | 6,782,643,597.37  | 6,227,771,365.33   | -2,776,501,619.07        | -----   | 466,367,317.57                  | 9,767,546,026.06         |
|  | Subtotal                  |     | 077 | 4484 | 000                                      | 7,179,350,266.00  | 6,227,771,365.33   | -1,060,442,295.37        | 1,888,895,216.87  | 466,367,317.57                  | 9,991,416,801.52         |
| Guaranteed Loan Financing Account, United States International Development Finance Corporation<br>Fund Resources:      |                           |     |     |      |  |   |  |                          |   |                                 |                          |
| Undisbursed Funds  | No Year                   |     | 077 | 4485 | 000                                      | 691,128,885.19  | -----  | -195,448,945.48          | -164,978,340.21   | -----                           | 660,658,279.92           |
| Authority to Borrow from the Treasury  |                           |     |     |      |  | 9,322,249.55  | 1,852,633,871.45   | -506,349,544.44          | -----   | 1,418,276,991.77                | -62,670,415.21           |
|  | Subtotal                  |     | 077 | 4485 | 000                                      | 700,451,134.74  | 1,852,633,871.45   | -701,798,489.92          | -164,978,340.21   | 1,418,276,991.77                | 597,987,864.71           |
| Clean Technology Fund Loans Financing Account, Bureau of the Fiscal Service, Department of Treasury<br>Fund Resources: |                           |     |     |      |  |   |  |                          |   |                                 |                          |
| Undisbursed Funds  | No Year                   |     | 020 | 4618 | 000                                      | -----   | -----  | 82,998,586.68            | 82,998,586.68   | -----                           | -----                    |
| Authority to Borrow from the Treasury  |                           |     |     |      |  | 825,790,182.99  | 444,448,291.94   | -82,998,586.68           | -----   | 1,180,761.67                    | 1,186,059,126.58         |
|  | Subtotal                  |     | 020 | 4618 | 000                                      | 825,790,182.99  | 444,448,291.94   | -----                    | 82,998,586.68   | 1,180,761.67                    | 1,186,059,126.58         |
| <b>Total, Financing Accounts</b>   |                           |     |     |      |  | <b>10,532,588,497.98</b>  | <b>8,814,674,721.96</b>  | <b>-2,459,876,572.55</b> | <b>1,796,753,997.73</b>   | <b>2,043,059,072.87</b>         | <b>13,047,573,576.79</b> |

Footnotes at End of Chapter

Footnotes

- 1 The amounts in this column, unless otherwise footnoted, represent appropriations, increases and rescissions in borrowing authority or new contract authority. Appropriation accounts with appropriation transfer activity are presented in Table 1 (Appropriations and Appropriation Transfers) at the end of this chapter.
- 2 The amounts in this column, unless otherwise footnoted, represent transfers - other than appropriation transfers, borrowings (gross), investments (net), unrealized discounts or funds held outside the Treasury.
- 3 The amounts in this column, unless otherwise footnoted, represent obligated balances canceled for fiscal year 2018 pursuant to 31 U.S.C. 1553 and adjustments to borrowing and contract authority.
- 4 Represents capital transfer to miscellaneous receipts.
- 5 The opening balance(s) of the following account(s) have been adjusted during the current fiscal year and do not agree with last year's closing balance(s):

| <u>Account Symbol: (ATA, AID, POA, MAIN, SUB)</u> |     |           |      |     |                     | <u>Adjustment</u> |
|---|-----|-----------|------|-----|---------------------|-------------------|
| 019   | 072 | 1995-1996 | 1037 | 000 | - Undisbursed Funds | \$507,847.17      |
|   | 011 | x         | 4121 | 000 | - Undisbursed Funds | \$2,438,610.45    |
| 019   | 011 | 1990      | 1005 | 000 | - Undisbursed Funds | \$1,694,744.51    |
|   | 020 | 2022-2023 | 0091 | 000 | - Undisbursed Funds | -\$23,693,728.12  |
| 019   | 072 | 1995      | 1000 | 000 | - Undisbursed Funds | \$313,446.40      |
|   | 011 | x         | 4116 | 000 | - Undisbursed Funds | \$121,325,797.12  |
|   | 011 | x         | 8242 | 000 | - Undisbursed Funds | -\$306,312,947.93 |
|   | 077 | x         | 4340 | 000 | - Undisbursed Funds | \$975,022.08      |
|   | 077 | 2021-2023 | 4483 | 000 | - Undisbursed Funds | \$3,697,667.00    |
|   | 077 | 2020-2022 | 4483 | 000 | - Undisbursed Funds | -\$3,697,667.00   |
|   | 077 | x         | 4137 | 000 | - Undisbursed Funds | \$4,198,070.77    |

- 6 This account was not certified to Treasury in accordance with Treasury certification standards to indicate the amounts were certified with the criteria of 31 U.S.C. 1501.
- 7 Subject to disposition by the administrative agency.
- 8 Pursuant to Public Law # 115-31, 131 Stat. 615, the balance for this account has been extended beyond the normal period of availability to liquidate obligations.
- 9 Pursuant to Public Law # 114-113, 129 Stat. 2732, the balance for this account has been extended beyond the normal period of availability to liquidate obligations.
- 10 Pursuant to Public Law # 42 U.S.C. 604(e), the balance for this account has been extended beyond the normal period of availability to liquidate obligations.
- 11 Represents \$89,248,021,687.12 and \$51,268,636,662.77, which are new contract authority and appropriations to liquidate, respectively.



## Appropriations, Outlays, and Balances - Continued

### Footnotes

Table 1 - Appropriations and Appropriation Transfers - International Assistance Programs

| AID | ATA | Period of Availability | MAIN | Net Appropriations and Appropriation Transfers | Appropriation Amount | Net Appropriation Transfers | AID Involved | ATA Involved | Period of Availability Involved | MAIN Involved | Amount From or To (-) |
|-----|-----|------------------------|------|--|----------------------|-----------------------------|--------------|--------------|---------------------------------|---------------|-----------------------|
| 011 |     | 23                     | 1032 | 0.00   | 460,759,000.00       | -460,759,000.00             | 011          |              | 2324                            | 1032          | -330,000,000.00       |
|     |     |                        |      |  |                      |                             | 011          |              | 23                              | 1032          | -130,759,000.00       |
| 011 |     | 2324                   | 1032 | 26,784,000.00                                  | 0.00                 | 26,784,000.00               | 011          |              | 23                              | 1032          | 330,000,000.00        |
|     |     |                        |      |  |                      |                             | 011          | 019          | 2324                            | 1032          | -303,216,000.00       |
| 011 |     | 2324                   | 1075 | 0.00   | 1,026,000,000.00     | -1,026,000,000.00           | 011          |              | X                               | 1075          | -15,000,000.00        |
|     |     |                        |      |  |                      |                             | 011          | 019          | 2324                            | 1075          | -1,011,000,000.00     |
| 011 |     | 2324                   | 1081 | 27,576,817.82                                  | 109,925,000.00       | -82,348,182.18              | 011          | 097          | 2324                            | 1081          | -82,348,182.18        |
| 011 |     | 23                     | 1082 | 0.00   | 6,053,049,000.00     | -6,053,049,000.00           | 011          |              | 2324                            | 1082          | -1,500,000,000.00     |
|     |     |                        |      |  |                      |                             | 011          | 019          | 23                              | 1082          | -5,946,098.00         |
|     |     |                        |      |  |                      |                             | 011          | 097          | 23                              | 1082          | -4,547,102,902.00     |
| 011 |     | 2324                   | 1082 | 1,500,000,000.00                               | 80,000,000.00        | 1,420,000,000.00            | 011          |              | 23                              | 1082          | 1,500,000,000.00      |
|     |     |                        |      |  |                      |                             | 011          | 097          | 2324                            | 1082          | -80,000,000.00        |
| 011 |     | X                      | 4116 | 221,928,469.14                                 | 0.00                 | 221,928,469.14              | 011          | 097          | X                               | 4116          | 221,928,469.14        |
| 019 |     | 23                     | 1005 | 506,700,000.00                                 | 508,600,000.00       | -1,900,000.00               | 019          |              | 2324                            | 1031          | -1,900,000.00         |
| 011 | 019 | 23                     | 1032 | 130,759,000.00                                 | 0.00                 | 130,759,000.00              | 011          |              | 23                              | 1032          | 130,759,000.00        |
| 011 | 019 | 2324                   | 1032 | 303,216,000.00                                 | 0.00                 | 303,216,000.00              | 011          |              | 2324                            | 1032          | 303,216,000.00        |
| 011 | 019 | X                      | 1075 | 15,000,000.00                                  | 0.00                 | 15,000,000.00               | 011          |              | X                               | 1075          | 15,000,000.00         |
| 011 | 019 | 2324                   | 1075 | 1,011,000,000.00                               | 0.00                 | 1,011,000,000.00            | 011          |              | 2324                            | 1075          | 1,011,000,000.00      |
| 011 | 019 | 2327                   | 1075 | 17,000,000.00                                  | 0.00                 | 17,000,000.00               | 011          |              | 2327                            | 1075          | 17,000,000.00         |
| 011 | 019 | 23                     | 1082 | 5,946,098.00                                   | 0.00                 | 5,946,098.00                | 011          |              | 23                              | 1082          | 5,946,098.00          |
| 072 | 019 | X                      | 0306 | 5,379,876.94                                   | 0.00                 | 5,379,876.94                | 072          |              | X                               | 0306          | 5,379,876.94          |
| 072 | 019 | 2324                   | 0306 | 47,225,000.00                                  | 0.00                 | 47,225,000.00               | 072          |              | 2324                            | 0306          | 47,225,000.00         |
| 072 | 019 | 2324                   | 1037 | 606,317,500.00                                 | 0.00                 | 606,317,500.00              | 072          |              | 2324                            | 1037          | 606,317,500.00        |
| 072 | 019 | 2327                   | 1037 | 25,000,000.00                                  | 0.00                 | 25,000,000.00               | 072          |              | 2327                            | 1037          | 25,000,000.00         |
| 020 |     | X                      | 0004 | 0.00   | 80,699,104.41        | -80,699,104.41              | 020          |              | X                               | 0003          | -80,699,104.41        |
| 020 |     | X                      | 0074 | 0.00   | 1,963,559,321.38     | -1,963,559,321.38           | 020          | 020          | X                               | 0074          | -1,963,559,321.38     |
| 020 | 020 | X                      | 0003 | 80,699,104.41                                  | 0.00                 | 80,699,104.41               | 020          |              | X                               | 0003          | 80,699,104.41         |
| 020 | 020 | X                      | 0074 | 1,963,559,321.38                               | 0.00                 | 1,963,559,321.38            | 020          |              | X                               | 0074          | 1,963,559,321.38      |
| 072 |     | 2324                   | 0306 | 803,109,000.00                                 | 850,334,000.00       | -47,225,000.00              | 072          | 019          | 2324                            | 0306          | -47,225,000.00        |
| 072 |     | 23                     | 1000 | 1,600,924,093.86                               | 1,743,350,000.00     | -142,425,906.14             | 072          |              | 2324                            | 1000          | -142,425,906.14       |
| 072 |     | 2324                   | 1000 | 147,425,906.14                                 | 5,000,000.00         | 142,425,906.14              | 072          |              | 23                              | 1000          | 142,425,906.14        |
| 072 |     | 23                     | 1007 | 72,000,000.00                                  | 80,500,000.00        | -8,500,000.00               | 072          |              | 2324                            | 1007          | -8,500,000.00         |

**Footnotes**

**Table 1 - Appropriations and Appropriation Transfers - International Assistance Programs**

| AID          | ATA | Period of Availability | MAIN | Net Appropriations and Appropriation Transfers | Appropriation Amount     | Net Appropriation Transfers | AID Involved | ATA Involved | Period of Availability Involved | MAIN Involved | Amount From or To (-) |
|--------------|-----|------------------------|------|--|--------------------------|-----------------------------|--------------|--------------|---------------------------------|---------------|-----------------------|
| 072          |     | 2324                   | 1007 | 16,500,000.00                                  | 8,000,000.00             | 8,500,000.00                | 072          |              | 23                              | 1007          | 8,500,000.00          |
| 072          |     | 2223                   | 1037 | 15,000,000.00                                  | 0.00                     | 15,000,000.00               | 097          |              | 23                              | 0100          | 15,000,000.00         |
| 072          |     | 2324                   | 1037 | 21,159,983,500.00                              | 21,767,801,000.00        | -607,817,500.00             | 072          | 019          | 2324                            | 1037          | -606,317,500.00       |
|              |     |                        |      |  |                          |                             | 069          |              | 2324                            | 0142          | -1,500,000.00         |
| 072          |     | 2327                   | 1037 | 41,700,000.00                                  | 0.00                     | 41,700,000.00               | 019          |              | 2327                            | 1159          | 66,700,000.00         |
|              |     |                        |      |  |                          |                             | 072          | 019          | 2327                            | 1037          | -25,000,000.00        |
| 077          |     | X                      | 4483 | -136,520,255.74                                | 0.00                     | -136,520,255.74             | 077          |              | 2325                            | 4483          | -136,520,255.74       |
| 077          |     | 2325                   | 4483 | 749,898,800.34                                 | 613,378,544.60           | 136,520,255.74              | 077          |              | X                               | 4483          | 136,520,255.74        |
| 011          | 097 | 2324                   | 1081 | 82,348,182.18                                  | 0.00                     | 82,348,182.18               | 011          |              | 2324                            | 1081          | 82,348,182.18         |
| 011          | 097 | 23                     | 1082 | 4,547,102,902.00                               | 0.00                     | 4,547,102,902.00            | 011          |              | 23                              | 1082          | 4,547,102,902.00      |
| 011          | 097 | 2324                   | 1082 | 80,000,000.00                                  | 0.00                     | 80,000,000.00               | 011          |              | 2324                            | 1082          | 80,000,000.00         |
| 011          | 097 | X                      | 4116 | -221,928,469.14                                | 0.00                     | -221,928,469.14             | 011          |              | X                               | 4116          | -221,928,469.14       |
| <b>Total</b> |     |                        |      | <b>35,451,634,847.33</b>                       | <b>35,350,954,970.39</b> | <b>100,679,876.94</b>       |              |              |                                 |               | <b>100,679,876.94</b> |

**This Page Left Blank Intentionally**

---

Appropriations, Outlays, and Balances - Continued

| Appropriation or Fund Account<br><br>Title                                 | Account Symbol            |     |     |      | Balances,<br>Beginning of<br>Fiscal Year | Appropriations<br>and Other<br>Obligational<br>Authority <sup>1</sup> | Transfers<br>Borrowings<br>and<br>Investment<br>(Net) <sup>2</sup> | Outlays<br>(Net) | Balances<br>Withdrawn<br>and Other<br>Transactions <sup>3</sup> | Balances, End<br>of Fiscal Year |                            |
|--|---------------------------|-----|-----|------|--|---|--|------------------|---|---------------------------------|----------------------------|
|  | Period of<br>Availability | ATA | AID | MAIN |  |   |  |                  |   |                                 | SUB                        |
| <b>National Aeronautics and Space Administration</b>                       |                           |     |     |      |  |   |  |                  |   |                                 |                            |
| <b>General Fund Accounts</b>   |                           |     |     |      |  |   |  |                  |   |                                 |                            |
| Office of Inspector General, National Aeronautics and Space Administration |                           |     |     |      |  |   |  |                  |   |                                 |                            |
| Fund Resources:  |                           |     |     |      |  |   |  |                  |   |                                 |                            |
| Undisbursed Funds  | 2023-2024                 |     | 080 | 0109 | 000                                      | -----   | 500,000.00   | -----            | 2,889.88  | -----                           | 497,110.12                 |
|  | 2023                      |     |     |      |  | -----   | 47,100,000.00  | -----            | 41,527,313.85   | -----                           | 5,572,686.15               |
|  | 2022-2023                 |     |     |      |  | 494,850.00  | -----  | -----            | 410,221.64  | -----                           | 84,628.36                  |
|  | 2022                      |     |     |      |  | 5,900,131.02  | -----  | -----            | 4,220,160.61  | -----                           | 1,679,970.41               |
|  | 2021-2022                 |     |     |      |  | 67,334.60   | -----  | -----            | 43,715.39   | -----                           | 23,619.21                  |
|  | 2021                      |     |     |      |  | 1,815,586.19  | -----  | -----            | 38,972.10   | -----                           | 1,776,614.09               |
|  | 2020-2021                 |     |     |      |  | 91,894.38   | -----  | -----            | 2,229.20  | -----                           | 89,665.18                  |
|  | 2020                      |     |     |      |  | 595,067.88  | -----  | -----            | -----   | -----                           | 595,067.88                 |
|  | 2019-2020                 |     |     |      |  | 15,883.82   | -----  | -----            | -----   | -----                           | 15,883.82                  |
|  | 2019                      |     |     |      |  | 882,888.37  | -----  | -----            | -----   | -----                           | 882,888.37                 |
|  | 2018-2019                 |     |     |      |  | 63,948.22   | -----  | -----            | -----   | -----                           | 63,948.22                  |
|  | 2018                      |     |     |      |  | 534,878.02  | -----  | -----            | -----   | 534,878.02                      | -----                      |
|  | 2017-2018                 |     |     |      |  | 14,478.88   | -----  | -----            | -----   | 14,478.88                       | -----                      |
|  | Subtotal                  |     | 080 | 0109 | 000                                      | 10,476,941.38   | 47,600,000.00  | -----            | 46,245,502.67   | 549,356.90                      | 11,282,081.81              |
| Human Space Flight, National Aeronautics and Space Administration          |                           |     |     |      |  |   |  |                  |   |                                 |                            |
| Fund Resources:  |                           |     |     |      |  |   |  |                  |   |                                 |                            |
| Undisbursed Funds  | 2003-2005                 |     | 080 | 0111 | 000                                      | 458,170.36  | -----  | -----            | -----   | -----                           | <sup>4</sup> 458,170.36    |
|  | 2003-2004                 |     |     |      |  | 9,658,940.11  | -----  | -----            | -----   | -----                           | <sup>4</sup> 9,658,940.11  |
|  | 2002-2004                 |     |     |      |  | 184,874.17  | -----  | -----            | -----   | -----                           | <sup>4</sup> 184,874.17    |
|  | Subtotal                  |     | 080 | 0111 | 000                                      | 10,301,984.64   | -----  | -----            | -----   | -----                           | 10,301,984.64              |
| Space Flight Capabilities, National Aeronautics and Space Administration   |                           |     |     |      |  |   |  |                  |   |                                 |                            |
| Fund Resources:  |                           |     |     |      |  |   |  |                  |   |                                 |                            |
| Undisbursed Funds  | 2023-2024                 |     | 080 | 0115 | 000                                      | -----   | 4,266,700,000.00   | -----            | 2,136,722,310.49  | -----                           | 2,129,977,689.51           |
|  | 2022-2023                 |     |     |      |  | 2,016,968,731.45  | -----  | -----            | 1,945,356,873.88  | -----                           | 71,611,857.57              |
|  | 2021-2022                 |     |     |      |  | 78,820,429.23   | -----  | -----            | 43,251,173.25   | -----                           | 35,569,255.98              |
|  | 2020-2021                 |     |     |      |  | 54,413,592.73   | -----  | -----            | 3,771,911.56  | -----                           | 50,641,681.17              |
|  | 2019-2020                 |     |     |      |  | 7,606,808.70  | -----  | -----            | 2,398,529.30  | -----                           | 5,208,279.40               |
|  | 2018-2019                 |     |     |      |  | 390,583,251.27  | -----  | -----            | -50,606,461.83  | -----                           | 441,189,713.10             |
|  | 2017-2018                 |     |     |      |  | 91,397,594.43   | -----  | -----            | 88,345,180.38   | -----                           | <sup>5</sup> 3,052,414.05  |
|  | 2013-2014                 |     |     |      |  | 680,936.58  | -----  | -----            | -----   | -----                           | <sup>4</sup> 680,936.58    |
|  | 2012-2013                 |     |     |      |  | 40,560.11   | -----  | -----            | 2,452.39  | -----                           | <sup>4</sup> 38,107.72     |
|  | 2011-2012                 |     |     |      |  | 16,867,051.64   | -----  | -----            | -----   | -----                           | <sup>4</sup> 16,867,051.64 |
|  | 2010-2011                 |     |     |      |  | 37,350.22   | -----  | -----            | -----   | -----                           | <sup>4</sup> 37,350.22     |
|  | 2008-2010                 |     |     |      |  | 23,085.49   | -----  | -----            | -----   | -----                           | <sup>4</sup> 23,085.49     |
|  | 2008-2009                 |     |     |      |  | 5,467,077.79  | -----  | -----            | 150,383.86  | -----                           | <sup>4</sup> 5,316,693.93  |

Footnotes at End of Chapter

## Appropriations, Outlays, and Balances - Continued

| Appropriation or Fund Account<br><br>Title   | Account Symbol            |     |     |      | Balances,<br>Beginning of<br>Fiscal Year | Appropriations<br>and Other<br>Obligational<br>Authority <sup>1</sup> | Transfers<br>Borrowings<br>and<br>Investment<br>(Net) <sup>2</sup> | Outlays<br>(Net) | Balances<br>Withdrawn<br>and Other<br>Transactions <sup>3</sup> | Balances, End<br>of Fiscal Year |                  |
|--|---------------------------|-----|-----|------|--|---|--|------------------|---|---------------------------------|------------------|
|  | Period of<br>Availability | ATA | AID | MAIN |  |   |  |                  |   |                                 | SUB              |
|  | 2007-2009                 |     |     |      | 0.54                                     | -----   | -----  | -----            | -----   | <sup>4</sup> 0.54               |                  |
|  | 2007-2008                 |     |     |      | 4,551,784.95                             | -----   | -----  | 150,466.06       | -----   | <sup>4</sup> 4,401,318.89       |                  |
|  | 2006-2008                 |     |     |      | 994,573.04                               | -----   | -----  | -----            | -----   | <sup>4</sup> 994,573.04         |                  |
|  | 2006-2007                 |     |     |      | 9,236,996.51                             | -----   | -----  | 138,358.88       | -----   | <sup>4</sup> 9,098,637.63       |                  |
|  | 2005-2007                 |     |     |      | 676,601.13                               | -----   | -----  | -----            | -----   | <sup>4</sup> 676,601.13         |                  |
|  | 2005-2006                 |     |     |      | 13,768,522.52                            | -----   | -----  | 127,314.18       | -----   | <sup>4</sup> 13,641,208.34      |                  |
|  | 2004-2006                 |     |     |      | 291,685.19                               | -----   | -----  | -----            | -----   | <sup>4</sup> 291,685.19         |                  |
|  | 2004-2005                 |     |     |      | 18,441,281.53                            | -----   | -----  | 120,348.26       | -----   | <sup>4</sup> 18,320,933.27      |                  |
|  | No Year                   |     |     |      | 1,586,618.65                             | -----   | -----  | -2,270.45        | -----   | 1,588,889.10                    |                  |
|  | Subtotal                  |     | 080 | 0115 | 2,712,454,533.70                         | 4,266,700,000.00  | -----  | 4,169,926,570.21 | -----   | 2,809,227,963.49                |                  |
| Science, National Aeronautics and Space Administration<br>Fund Resources:                                  |                           |     |     |      |  |   |  |                  |   |                                 |                  |
| Undisbursed Funds  | 2023-2024                 |     | 080 | 0120 | 000                                      | -----   | 7,791,450,000.00   | -----            | 2,868,420,083.51  | -----                           | 4,923,029,916.49 |
|  | 2022-2023                 |     |     |      |  | 4,952,086,987.83  | -----  | 3,969,182,886.29 | -----   | 982,904,101.54                  |                  |
|  | 2021-2022                 |     |     |      |  | 1,002,443,874.29  | -----  | 794,889,481.22   | -----   | 207,554,393.07                  |                  |
|  | 2020-2021                 |     |     |      |  | 239,936,684.85  | -----  | 151,454,559.46   | -----   | 88,482,125.39                   |                  |
|  | 2019-2020                 |     |     |      |  | 121,942,556.82  | -----  | 63,089,235.38    | -----   | 58,853,321.44                   |                  |
|  | 2018-2019                 |     |     |      |  | 52,568,997.45   | -----  | 20,154,746.49    | -----   | 32,414,250.96                   |                  |
|  | 2017-2018                 |     |     |      |  | 16,089,979.99   | -----  | 3,474,157.82     | 12,615,822.17   | -----                           |                  |
|  | No Year                   |     |     |      |  | 124,376.20  | -----  | -----            | -----   | 124,376.20                      |                  |
|  | Subtotal                  |     | 080 | 0120 | 000                                      | 6,385,193,457.43  | 7,791,450,000.00   | 7,870,665,150.17 | 12,615,822.17   | 6,293,362,485.09                |                  |
| Safety, Security and Mission Services, National Aeronautics and Space<br>Administration<br>Fund Resources: |                           |     |     |      |  |   |  |                  |   |                                 |                  |
| Undisbursed Funds  | 2023-2025                 |     | 080 | 0122 | 000                                      | -----   | -----  | -43,978,221.51   | -----   | 43,978,221.51                   |                  |
|  | 2023-2024                 |     |     |      |  | -----   | 3,128,451,000.00   | 2,393,697,397.05 | -----   | 734,753,602.95                  |                  |
|  | 2022-2024                 |     |     |      |  | 78,120,785.91   | -----  | 46,361,913.05    | -----   | 31,758,872.86                   |                  |
|  | 2022-2023                 |     |     |      |  | 747,487,518.32  | -----  | 625,973,779.93   | -----   | 121,513,738.39                  |                  |
|  | 2021-2023                 |     |     |      |  | 52,242,392.51   | -----  | 33,642,172.54    | -----   | 18,600,219.97                   |                  |
|  | 2021-2022                 |     |     |      |  | 94,951,088.62   | -----  | 69,584,128.89    | -----   | 25,366,959.73                   |                  |
|  | 2020-2022                 |     |     |      |  | 55,908,958.07   | -----  | 27,524,998.61    | -----   | 28,383,959.46                   |                  |
|  | 2020-2021                 |     |     |      |  | 26,882,088.66   | -----  | 10,700,855.18    | -----   | 16,181,233.48                   |                  |
|  | 2019-2021                 |     |     |      |  | 8,268,326.84  | -----  | 4,314,830.07     | -----   | 3,953,496.77                    |                  |
|  | 2019-2020                 |     |     |      |  | 9,913,340.79  | -----  | 3,453,882.26     | -----   | 6,459,458.53                    |                  |
|  | 2018-2020                 |     |     |      |  | 5,126.24  | -----  | -----            | -----   | 5,126.24                        |                  |
|  | 2018-2019                 |     |     |      |  | 32,273,008.65   | -----  | 25,997,721.21    | -----   | 6,275,287.44                    |                  |
|  | 2017-2018                 |     |     |      |  | 5,393,264.15  | -----  | 3,654,328.82     | 1,738,935.33  | -----                           |                  |
|  | No Year                   |     |     |      |  | 176,616,048.37  | -----  | -65,999,091.59   | -----   | 242,615,139.96                  |                  |
|  | Subtotal                  |     | 080 | 0122 | 000                                      | 1,288,061,947.13  | 3,128,451,000.00   | 3,134,928,694.51 | 1,738,935.33  | 1,279,845,317.29                |                  |

Footnotes at End of Chapter

Appropriations, Outlays, and Balances - Continued

| Appropriation or Fund Account<br><br>Title   | Account Symbol            |     |     |      | Balances,<br>Beginning of<br>Fiscal Year | Appropriations<br>and Other<br>Obligational<br>Authority <sup>1</sup> | Transfers<br>Borrowings<br>and<br>Investment<br>(Net) <sup>2</sup> | Outlays<br>(Net) | Balances<br>Withdrawn<br>and Other<br>Transactions <sup>3</sup> | Balances, End<br>of Fiscal Year |
|--|---------------------------|-----|-----|------|--|---|--|------------------|---|---------------------------------|
|  | Period of<br>Availability | ATA | AID | MAIN |  |   |  |                  |   |                                 |
| Exploration, National Aeronautics and Space Administration<br>Fund Resources:<br>Undisbursed Funds   | 2023-2024                 |     | 080 | 0124 | 000                                      | -----<br>7,447,600,000.00   | -----  | 4,024,256,061.25 | -----   | 3,423,343,938.75                |
|  | 2022-2023                 |     |     |      |  | 3,277,285,822.15  | -----  | 3,162,385,713.01 | -----   | 114,900,109.14                  |
|  | 2021-2022                 |     |     |      |  | 226,197,553.00  | -----  | 200,865,660.08   | -----   | 25,331,892.92                   |
|  | 2020-2021                 |     |     |      |  | 51,409,501.50   | -----  | 38,831,526.62    | -----   | 12,577,974.88                   |
|  | 2019-2020                 |     |     |      |  | 28,636,099.48   | -----  | 18,043,740.69    | -----   | 10,592,358.79                   |
|  | 2018-2019                 |     |     |      |  | 6,734,485.69  | -----  | 1,432,782.82     | -----   | 5,301,702.87                    |
|  | 2017-2018                 |     |     |      |  | 2,524,894.08  | -----  | 1,028,731.41     | 1,496,162.67  | -----                           |
|  | 2013-2014                 |     |     |      |  | 1,728,148.90  | -----  | -----            | -----   | <sup>6</sup> 1,728,148.90       |
|  | 2012-2013                 |     |     |      |  | 1,599,055.01  | -----  | -----            | -----   | <sup>4</sup> 1,599,055.01       |
|  | 2011-2012                 |     |     |      |  | 265,571.47  | -----  | -----            | -----   | <sup>4</sup> 265,571.47         |
|  | 2010-2011                 |     |     |      |  | 2,773,074.91  | -----  | -----            | -----   | <sup>4</sup> 2,773,074.91       |
|  | No Year                   |     |     |      |  | 452,720.71  | -----  | 40,196.93        | -----   | 412,523.78                      |
|  | Subtotal                  |     | 080 | 0124 | 000                                      | 3,599,606,926.90  | 7,447,600,000.00   | 7,446,884,412.81 | 1,496,162.67  | 3,598,826,351.42                |
| Aeronautics, National Aeronautics and Space Administration<br>Fund Resources:<br>Undisbursed Funds   | 2023-2024                 |     | 080 | 0126 | 000                                      | -----<br>935,000,000.00   | -----  | 523,974,843.47   | -----   | 411,025,156.53                  |
|  | 2022-2023                 |     |     |      |  | 346,614,050.45  | -----  | 264,390,395.12   | -----   | 82,223,655.33                   |
|  | 2021-2022                 |     |     |      |  | 66,466,289.08   | -----  | 51,380,154.81    | -----   | 15,086,134.27                   |
|  | 2020-2021                 |     |     |      |  | 20,003,342.77   | -----  | 14,538,793.68    | -----   | 5,464,549.09                    |
|  | 2019-2020                 |     |     |      |  | 9,756,227.19  | -----  | 4,494,173.98     | -----   | 5,262,053.21                    |
|  | 2018-2019                 |     |     |      |  | 3,768,443.92  | -----  | 188,922.90       | -----   | 3,579,521.02                    |
|  | 2017-2018                 |     |     |      |  | 2,637,283.36  | -----  | 136,752.19       | 2,500,531.17  | -----                           |
|  | Subtotal                  |     | 080 | 0126 | 000                                      | 449,245,636.77  | 935,000,000.00   | 859,104,036.15   | 2,500,531.17  | 522,641,069.45                  |
| Science, Technology, Engineering, and Mathematics Engagement, National<br>Aeronautics and Space Administration<br>Fund Resources:<br>Undisbursed Funds | 2023-2024                 |     | 080 | 0128 | 000                                      | -----<br>143,500,000.00   | -----  | 30,916,544.19    | -----   | 112,583,455.81                  |
|  | 2022-2023                 |     |     |      |  | 119,174,656.74  | -----  | 68,037,482.68    | -----   | 51,137,174.06                   |
|  | 2021-2022                 |     |     |      |  | 50,249,152.66   | -----  | 35,284,643.56    | -----   | 14,964,509.10                   |
|  | 2020-2021                 |     |     |      |  | 13,606,751.33   | -----  | 8,230,017.03     | -----   | 5,376,734.30                    |
|  | 2019-2020                 |     |     |      |  | 7,702,123.14  | -----  | 3,183,337.20     | -----   | 4,518,785.94                    |
|  | 2018-2019                 |     |     |      |  | 2,570,910.38  | -----  | 1,059,294.42     | -----   | 1,511,615.96                    |
|  | 2017-2018                 |     |     |      |  | 1,671,754.63  | -----  | 282,330.67       | 1,389,423.96  | -----                           |
|  | Subtotal                  |     | 080 | 0128 | 000                                      | 194,975,348.88  | 143,500,000.00   | 146,993,649.75   | 1,389,423.96  | 190,092,275.17                  |
| Construction and Environmental Compliance and Restoration, National<br>Aeronautics and Space Administration<br>Fund Resources:<br>Undisbursed Funds    | 2023-2028                 |     | 080 | 0130 | 000                                      | -----<br>422,400,000.00   | -----  | 58,889,792.07    | -----   | 363,510,207.93                  |
|  | 2023-2027                 |     |     |      |  | -----   | -----  | -20,814,553.25   | -----   | 20,814,553.25                   |

Footnotes at End of Chapter

## Appropriations, Outlays, and Balances - Continued

| Appropriation or Fund Account<br><br>Title                                    | Account Symbol            |     |     |      | Balances,<br>Beginning of<br>Fiscal Year | Appropriations<br>and Other<br>Obligational<br>Authority <sup>1</sup> | Transfers<br>Borrowings<br>and<br>Investment<br>(Net) <sup>2</sup> | Outlays<br>(Net) | Balances<br>Withdrawn<br>and Other<br>Transactions <sup>3</sup> | Balances, End<br>of Fiscal Year |                  |
|---|---------------------------|-----|-----|------|--|---|--|------------------|---|---------------------------------|------------------|
|   | Period of<br>Availability | ATA | AID | MAIN |  |   |  |                  |   |                                 | SUB              |
|   | 2022-2027                 |     |     |      | 399,001,821.74                           | -----   | -----  | 82,875,064.17    | -----   | 316,126,757.57                  |                  |
|   | 2022-2026                 |     |     |      | 16,872,154.79                            | -----   | -----  | 6,169,736.93     | -----   | 10,702,417.86                   |                  |
|   | 2021-2026                 |     |     |      | 331,063,461.31                           | -----   | -----  | 138,195,462.60   | -----   | 192,867,998.71                  |                  |
|   | 2021-2025                 |     |     |      | 12,799,381.52                            | -----   | -----  | 2,340,621.29     | -----   | 10,458,760.23                   |                  |
|   | 2020-2025                 |     |     |      | 206,647,817.74                           | -----   | -----  | 100,183,216.44   | -----   | 106,464,601.30                  |                  |
|   | 2020-2024                 |     |     |      | 10,398,989.82                            | -----   | -----  | 3,545,676.66     | -----   | 6,853,313.16                    |                  |
|   | 2019-2024                 |     |     |      | 63,028,793.72                            | -----   | -----  | 30,591,894.88    | -----   | 32,436,898.84                   |                  |
|   | 2019-2023                 |     |     |      | 4,583,367.47                             | -----   | -----  | 1,573,218.76     | -----   | 3,010,148.71                    |                  |
|   | 2018-2023                 |     |     |      | 60,995,188.44                            | -----   | -----  | 31,994,037.82    | -----   | 29,001,150.62                   |                  |
|   | 2018-2022                 |     |     |      | 1,911,198.68                             | -----   | -----  | 1,416,308.15     | -----   | 494,890.53                      |                  |
|   | 2017-2022                 |     |     |      | 16,646,026.52                            | -----   | -----  | 9,567,591.57     | -----   | 7,078,434.95                    |                  |
|   | 2017-2021                 |     |     |      | 437,842.06                               | -----   | -----  | 416,689.06       | -----   | 21,153.00                       |                  |
|   | 2016-2021                 |     |     |      | 10,216,951.08                            | -----   | -----  | 4,008,503.06     | -----   | 6,208,448.02                    |                  |
|   | 2016-2020                 |     |     |      | 202,649.11                               | -----   | -----  | 202,149.11       | -----   | 500.00                          |                  |
|   | 2015-2020                 |     |     |      | 1,193,155.15                             | -----   | -----  | 354,363.45       | -----   | 838,791.70                      |                  |
|   | 2014-2019                 |     |     |      | 3,721,915.84                             | -----   | -----  | -145,936.65      | -----   | 3,867,852.49                    |                  |
|   | 2013-2018                 |     |     |      | 1,508,377.94                             | -----   | -----  | 149,491.57       | 1,358,886.37  | -----                           |                  |
|   | No Year                   |     |     |      | 294,061,779.92                           | 189,400,000.00  | -----  | 95,563,337.59    | -----   | 387,898,442.33                  |                  |
|   | Subtotal                  |     | 080 | 0130 | 000                                      | 1,435,290,872.85  | 611,800,000.00   | -----            | 547,076,665.28  | 1,358,886.37                    | 1,498,655,321.20 |
| <b>Space Technology, National Aeronautics and Space Administration</b>        |                           |     |     |      |  |   |  |                  |   |                                 |                  |
| <b>Fund Resources:</b>  |                           |     |     |      |  |   |  |                  |   |                                 |                  |
| <b>Undisbursed Funds</b>  |                           |     |     |      |  |   |  |                  |   |                                 |                  |
|   | 2023-2024                 |     | 080 | 0131 | 000                                      | -----   | 1,191,500,000.00   | -----            | 507,164,900.38  | -----                           | 684,335,099.62   |
|   | 2022-2023                 |     |     |      |  | 573,235,586.99  | -----  | 415,583,838.07   | -----   | 157,651,748.92                  |                  |
|   | 2021-2022                 |     |     |      |  | 145,785,165.97  | -----  | 108,113,830.77   | -----   | 37,671,335.20                   |                  |
|   | 2020-2021                 |     |     |      |  | 34,426,268.69   | -----  | 21,416,389.55    | -----   | 13,009,879.14                   |                  |
|   | 2019-2020                 |     |     |      |  | 19,340,998.26   | -----  | 7,083,248.84     | -----   | 12,257,749.42                   |                  |
|   | 2018-2019                 |     |     |      |  | 6,636,899.31  | -----  | 1,240,400.90     | -----   | 5,396,498.41                    |                  |
|   | 2017-2018                 |     |     |      |  | 5,062,119.77  | -----  | 291,129.42       | 4,770,990.35  | -----                           |                  |
|   | No Year                   |     |     |      |  | 8,950,000.00  | 1,500,000.00   | -----            | 3,019,999.89  | -----                           | 7,430,000.11     |
|   | Subtotal                  |     | 080 | 0131 | 000                                      | 793,437,038.99  | 1,193,000,000.00   | -----            | 1,063,913,737.82  | 4,770,990.35                    | 917,752,310.82   |
| <b>Intragovernmental Funds</b>  |                           |     |     |      |  |   |  |                  |   |                                 |                  |
| <b>Working Capital Fund, National Aeronautics and Space Administration</b>    |                           |     |     |      |  |   |  |                  |   |                                 |                  |
| <b>Fund Resources:</b>  |                           |     |     |      |  |   |  |                  |   |                                 |                  |
| <b>Undisbursed Funds</b>  |                           |     |     |      |  |   |  |                  |   |                                 |                  |
|   | No Year                   |     | 080 | 4546 | 000                                      | 243,936,248.71  | 8,000,000.00   | -----            | 37,286,146.53   | -----                           | 214,650,102.18   |
| <b>Trust Fund Accounts</b>  |                           |     |     |      |  |   |  |                  |   |                                 |                  |
| <b>Endeavor Teacher Fellowship Trust Fund, National Aeronautics and Space</b> |                           |     |     |      |  |   |  |                  |   |                                 |                  |
| <b>Administration</b>   |                           |     |     |      |  |   |  |                  |   |                                 |                  |
| <b>Fund Resources:</b>  |                           |     |     |      |  |   |  |                  |   |                                 |                  |
| <b>Undisbursed Funds</b>  |                           |     |     |      |  |   |  |                  |   |                                 |                  |
|   | No Year                   |     | 080 | 8550 | 000                                      | 71,411.28   | 16,301.63  | -76,417.76       | -----   | -----                           | 11,295.15        |
| <b>Unrealized Discount on Investments</b>                                     |                           |     |     |      |  |   |  |                  |   |                                 |                  |
|   |                           |     |     |      |  | -5,766.87   | -----  | -5,528.28        | -----   | -----                           | -11,295.15       |

Footnotes at End of Chapter

Appropriations, Outlays, and Balances - Continued

| Appropriation or Fund Account<br><br>Title  | Account Symbol            |     |     |      | Balances,<br>Beginning of<br>Fiscal Year | Appropriations<br>and Other<br>Obligational<br>Authority <sup>1</sup> | Transfers<br>Borrowings<br>and<br>Investment<br>(Net) <sup>2</sup> | Outlays<br>(Net)  | Balances<br>Withdrawn<br>and Other<br>Transactions <sup>3</sup> | Balances, End<br>of Fiscal Year |
|---|---------------------------|-----|-----|------|--|---|--|-------------------|---|---------------------------------|
|   | Period of<br>Availability | ATA | AID | MAIN |  |   |  |                   |   |                                 |
| Investments in US Treasury Securities   |                           |     |     |      | 340,000.00                               | -----   | 81,946.04  | -----             | -----   | 421,946.04                      |
| Subtotal  |                           |     | 080 | 8550 | 405,644.41                               | 16,301.63   | -----  | -----             | -----   | 421,946.04                      |
| Science, Space and Technology Education Trust Fund, National<br>Aeronautics and Space Administration<br>Fund Resources: |                           |     |     |      |  |   |  |                   |   |                                 |
| Undisbursed Funds   | No Year                   |     | 080 | 8978 | 113,040.94                               | 114,556.88  | 710,677.14   | 250,000.00        | -----   | 688,274.96                      |
| Unrealized Discount on Investments  |                           |     |     |      | -113,040.94                              | -----   | -567,185.08  | -----             | -----   | -680,226.02                     |
| Investments in US Treasury Securities   |                           |     |     |      | 15,210,704.34                            | -----   | -143,492.06  | -----             | -----   | 15,067,212.28                   |
| Subtotal  |                           |     | 080 | 8978 | 15,210,704.34                            | 114,556.88  | 0.00   | 250,000.00        | -----   | 15,075,261.22                   |
| Gifts and Donations, National Aeronautics and Space Administration<br>Fund Resources:                                   |                           |     |     |      |  |   |  |                   |   |                                 |
| Undisbursed Funds   | No Year                   |     | 080 | 8980 | 2,739,770.34                             | -----   | -----  | 2,294,236.19      | -----   | 445,534.15                      |
| <b>Deductions for Offsetting Receipts</b>   |                           |     |     |      |  |   |  |                   |   |                                 |
| Proprietary Receipts from the Public  |                           |     |     |      | -----                                    | -3,805,999.56   | -----  | -3,805,999.56     | -----   | -----                           |
| Intrabudgetary Receipts Deducted by Agency  |                           |     |     |      | -----                                    | -2,722,404.54   | -----  | -2,722,404.54     | -----   | -----                           |
| Total, Offsetting Receipts  |                           |     |     |      | -----                                    | -6,528,404.10   | -----  | -6,528,404.10     | -----   | -----                           |
| Total, National Aeronautics and Space Administration  |                           |     |     |      | 17,141,337,056.47                        | 25,566,703,454.41   | 0.00   | 25,319,040,397.99 | 26,420,108.92   | 17,362,580,003.97               |

Footnotes at End of Chapter



## Appropriations, Outlays, and Balances - Continued

---

### Footnotes

---

- 1 The amounts in this column, unless otherwise footnoted, represent appropriations, increases and rescissions in borrowing authority or new contract authority. Appropriation accounts with appropriation transfer activity are presented in Table 1 (Appropriations and Appropriation Transfers) at the end of this chapter.
- 2 The amounts in this column, unless otherwise footnoted, represent transfers - other than appropriation transfers, borrowings (gross), investments (net), unrealized discounts or funds held outside the Treasury.
- 3 The amounts in this column, unless otherwise footnoted, represent obligated balances canceled for fiscal year 2018 pursuant to 31 U.S.C. 1553 and adjustments to borrowing and contract authority.
- 4 Pursuant to Public Law # 114-113, 129 Stat. 2318, the balance for this account has been extended beyond the normal period of availability to liquidate obligations.
- 5 Pursuant to Public Law # 118-15, 137 Stat. 78, Sec. 122(a), the balance for this account has been extended beyond the normal period of availability to liquidate obligations.
- 6 Pursuant to Public Law # 109-102, 119 Stat. 2173, the balance for this account has been extended beyond the normal period of availability to liquidate obligations.

Footnotes

Table 1 - Appropriations and Appropriation Transfers - National Aeronautics and Space Administration

| AID   | ATA | Period of Availability | MAIN | Net Appropriations and Appropriation Transfers | Appropriation Amount | Net Appropriation Transfers | AID Involved | ATA Involved | Period of Availability Involved | MAIN Involved | Amount From or To (-) |
|-------|-----|------------------------|------|--|----------------------|-----------------------------|--------------|--------------|---------------------------------|---------------|-----------------------|
| 080   |     | 2324                   | 0115 | 4,266,700,000.00                               | 4,250,000,000.00     | 16,700,000.00               | 080          |              | 2324                            | 0124          | 13,200,000.00         |
|       |     |                        |      |  |                      |                             | 080          |              | 2328                            | 0130          | 3,500,000.00          |
| 080   |     | 2324                   | 0120 | 7,791,450,000.00                               | 7,795,000,000.00     | -3,550,000.00               | 080          |              | 2328                            | 0130          | -3,550,000.00         |
| 080   |     | 2324                   | 0122 | 3,128,451,000.00                               | 3,129,451,000.00     | -1,000,000.00               | 080          |              | 2324                            | 0131          | 7,000,000.00          |
|       |     |                        |      |  |                      |                             | 080          |              | X                               | 4546          | -8,000,000.00         |
| 080   |     | 2324                   | 0124 | 7,447,600,000.00                               | 7,468,850,000.00     | -21,250,000.00              | 080          |              | 2324                            | 0115          | -13,200,000.00        |
|       |     |                        |      |  |                      |                             | 080          |              | 2328                            | 0130          | -8,050,000.00         |
| 080   |     | 2328                   | 0130 | 422,400,000.00                                 | 414,300,000.00       | 8,100,000.00                | 080          |              | 2324                            | 0115          | -3,500,000.00         |
|       |     |                        |      |  |                      |                             | 080          |              | 2324                            | 0120          | 3,550,000.00          |
|       |     |                        |      |  |                      |                             | 080          |              | 2324                            | 0124          | 8,050,000.00          |
| 080   |     | X                      | 0131 | 1,500,000.00                                   | 0.00                 | 1,500,000.00                | 080          |              | 2324                            | 0131          | 1,500,000.00          |
| 080   |     | 2324                   | 0131 | 1,191,500,000.00                               | 1,200,000,000.00     | -8,500,000.00               | 080          |              | 2324                            | 0122          | -7,000,000.00         |
|       |     |                        |      |  |                      |                             | 080          |              | X                               | 0131          | -1,500,000.00         |
| 080   |     | X                      | 4546 | 8,000,000.00                                   | 0.00                 | 8,000,000.00                | 080          |              | 2324                            | 0122          | 8,000,000.00          |
| Total |     |                        |      | 24,257,601,000.00                              | 24,257,601,000.00    | -----                       |              |              |                                 |               | -----                 |

**This Page Left Blank Intentionally**

---

Appropriations, Outlays, and Balances - Continued

| Appropriation or Fund Account<br><br>Title                          | Account Symbol            |     |     |      | Balances,<br>Beginning of<br>Fiscal Year | Appropriations<br>and Other<br>Obligational<br>Authority <sup>1</sup> | Transfers<br>Borrowings<br>and<br>Investment<br>(Net) <sup>2</sup> | Outlays<br>(Net) | Balances<br>Withdrawn<br>and Other<br>Transactions <sup>3</sup> | Balances, End<br>of Fiscal Year |                   |
|---|---------------------------|-----|-----|------|--|---|--|------------------|---|---------------------------------|-------------------|
|   | Period of<br>Availability | ATA | AID | MAIN |  |   |  |                  |   |                                 | SUB               |
| <b>National Science Foundation</b>                                  |                           |     |     |      |  |   |  |                  |   |                                 |                   |
| <b>General Fund Accounts</b>  |                           |     |     |      |  |   |  |                  |   |                                 |                   |
| Research and Related Activities, National Science Foundation        |                           |     |     |      |  |   |  |                  |   |                                 |                   |
| Fund Resources:   |                           |     |     |      |  |   |  |                  |   |                                 |                   |
| Undisbursed Funds   | 2023-2024                 |     | 049 | 0100 | 000                                      | -----   | 7,294,888,000.00   | -----            | 749,451,729.51  | -----                           | 6,545,436,270.49  |
|   | 2022-2023                 |     |     |      |  | + 5,815,405,347.20  | -----  | -----            | 2,048,201,872.08  | -----                           | 3,767,203,475.12  |
|   | 2021-2022                 |     |     |      |  | + 4,139,576,384.26  | -----  | -----            | 1,920,961,560.28  | -----                           | 2,218,614,823.98  |
|   | 2020-2021                 |     |     |      |  | + 1,998,757,112.10  | -----  | -----            | 998,152,588.28  | -----                           | 1,000,604,523.82  |
|   | 2019-2020                 |     |     |      |  | + 1,042,103,165.12  | -----  | -----            | 560,781,558.14  | -----                           | 481,321,606.98    |
|   | 2018-2019                 |     |     |      |  | 388,704,868.10  | -----  | -----            | 214,414,436.59  | -----                           | 174,290,431.51    |
|   | 2017-2018                 |     |     |      |  | 166,870,087.98  | -----  | -----            | 99,007,462.77   | 67,862,625.21                   | -----             |
|   | No Year                   |     |     |      |  | 721,943,144.34  | 546,910,000.00   | -----            | 567,028,351.01  | -----                           | 701,824,793.33    |
|   | Subtotal                  |     | 049 | 0100 | 000                                      | 14,273,360,109.10   | 7,841,798,000.00   | -----            | 7,157,999,558.66  | 67,862,625.21                   | 14,889,295,925.23 |
| Education and Human Resources, National Science Foundation          |                           |     |     |      |  |   |  |                  |   |                                 |                   |
| Fund Resources:   |                           |     |     |      |  |   |  |                  |   |                                 |                   |
| Undisbursed Funds   | 2023-2024                 |     | 049 | 0106 | 000                                      | -----   | 1,371,000,000.00   | -----            | 33,100,586.09   | -----                           | 1,337,899,413.91  |
|   | 2022-2023                 |     |     |      |  | 1,122,538,234.85  | -----  | -----            | 345,449,629.66  | -----                           | 777,088,605.19    |
|   | 2021-2022                 |     |     |      |  | 739,781,942.73  | -----  | -----            | 308,146,569.40  | -----                           | 431,635,373.33    |
|   | 2020-2021                 |     |     |      |  | 392,828,713.49  | -----  | -----            | 180,965,532.50  | -----                           | 211,863,180.99    |
|   | 2019-2020                 |     |     |      |  | 216,912,654.45  | -----  | -----            | 102,785,501.95  | -----                           | 114,127,152.50    |
|   | 2018-2019                 |     |     |      |  | 114,723,419.05  | -----  | -----            | 52,363,437.34   | -----                           | 62,359,981.71     |
|   | 2017-2018                 |     |     |      |  | 53,187,712.93   | -----  | -----            | 29,531,542.58   | 23,656,170.35                   | -----             |
|   | No Year                   |     |     |      |  | 22,377,934.54   | -----  | -----            | 5,090,494.10  | -----                           | 17,287,440.44     |
|   | Subtotal                  |     | 049 | 0106 | 000                                      | 2,662,350,612.04  | 1,371,000,000.00   | -----            | 1,057,433,293.62  | 23,656,170.35                   | 2,952,261,148.07  |
| Creating Helpful Incentives to Produce Semiconductors (CHIPS) for   |                           |     |     |      |  |   |  |                  |   |                                 |                   |
| America Workforce and Education Fund, National Science Foundation   |                           |     |     |      |  |   |  |                  |   |                                 |                   |
| Fund Resources:   |                           |     |     |      |  |   |  |                  |   |                                 |                   |
| Undisbursed Funds   | No Year                   |     | 049 | 0108 | 000                                      | -----   | 25,000,000.00  | -----            | 134,762.09  | -----                           | 24,865,237.91     |
| Agency Operations and Award Management, National Science Foundation |                           |     |     |      |  |   |  |                  |   |                                 |                   |
| Fund Resources:   |                           |     |     |      |  |   |  |                  |   |                                 |                   |
| Undisbursed Funds   | 2023                      |     | 049 | 0180 | 000                                      | -----   | 448,000,000.00   | -----            | 330,051,637.81  | -----                           | 117,948,362.19    |
|   | 2022-2023                 |     |     |      |  | 12,221,786.63   | -----  | -----            | 12,221,754.26   | -----                           | 32.37             |
|   | 2022                      |     |     |      |  | 93,214,765.49   | -----  | -----            | 84,255,312.17   | -----                           | 8,959,453.32      |
|   | 2021-2022                 |     |     |      |  | 119,582.20  | -----  | -----            | -----   | -----                           | 119,582.20        |
|   | 2021                      |     |     |      |  | + 5,641,472.73  | -----  | -----            | 2,233,922.92  | -----                           | 3,407,549.81      |
|   | 2020-2021                 |     |     |      |  | 285,014.30  | -----  | -----            | 112,863.53  | -----                           | 172,150.77        |
|   | 2020                      |     |     |      |  | + 3,221,782.07  | -----  | -----            | 24,482.94   | -----                           | 3,197,299.13      |
|   | 2019                      |     |     |      |  | + 3,124,974.13  | -----  | -----            | 172.84  | -----                           | 3,124,801.29      |
|   | 2018                      |     |     |      |  | + 2,353,574.78  | -----  | -----            | -128,008.18   | 2,481,582.96                    | -----             |
|   | No Year                   |     |     |      |  | 43,564.56   | -----  | -----            | -----   | -----                           | 43,564.56         |

Footnotes at End of Chapter

## Appropriations, Outlays, and Balances - Continued

| Appropriation or Fund Account<br><br>Title   | Account Symbol            |     |     |             | Balances,<br>Beginning of<br>Fiscal Year | Appropriations<br>and Other<br>Obligational<br>Authority <sup>1</sup> | Transfers<br>Borrowings<br>and<br>Investment<br>(Net) <sup>2</sup> | Outlays<br>(Net) | Balances<br>Withdrawn<br>and Other<br>Transactions <sup>3</sup> | Balances, End<br>of Fiscal Year |
|--|---------------------------|-----|-----|-------------|--|---|--|------------------|---|---------------------------------|
|  | Period of<br>Availability | ATA | AID | MAIN<br>SUB |  |   |  |                  |   |                                 |
|  | Subtotal                  |     | 049 | 0180<br>000 | 120,226,516.89                           | 448,000,000.00  | -----  | 428,772,138.29   | 2,481,582.96  | 136,972,795.64                  |
| Office of Inspector General, National Science Foundation<br>Fund Resources:  |                           |     |     |             |  |   |  |                  |   |                                 |
| Undisbursed Funds  | 2023-2024                 |     | 049 | 0300<br>000 | -----                                    | 400,000.00  | -----  | -----            | -----   | 400,000.00                      |
|  | 2023                      |     |     |             | -----                                    | 22,993,000.00   | -----  | 19,776,395.84    | -----   | 3,216,604.16                    |
|  | 2022-2023                 |     |     |             | 400,000.00                               | -----   | -----  | 1,707.90         | -----   | 398,292.10                      |
|  | 2022                      |     |     |             | 1,542,945.22                             | -----   | -----  | 1,430,192.79     | -----   | 112,752.43                      |
|  | 2021-2022                 |     |     |             | 400,000.00                               | -----   | -----  | 398,291.39       | -----   | 1,708.61                        |
|  | 2021                      |     |     |             | 292,251.93                               | -----   | -----  | 2,142.48         | -----   | 290,109.45                      |
|  | 2020-2021                 |     |     |             | 35,000.00                                | -----   | -----  | -----            | -----   | 35,000.00                       |
|  | 2020                      |     |     |             | 113,000.18                               | -----   | -----  | -975.01          | -----   | 113,975.19                      |
|  | 2019-2020                 |     |     |             | 24,341.25                                | -----   | -----  | -----            | -----   | 24,341.25                       |
|  | 2019                      |     |     |             | 99,365.63                                | -----   | -----  | -1,167.47        | -----   | 100,533.10                      |
|  | 2018-2019                 |     |     |             | 24,253.20                                | -----   | -----  | -----            | -----   | 24,253.20                       |
|  | 2018                      |     |     |             | 391,985.94                               | -----   | -----  | -----            | 391,985.94  | -----                           |
|  | 2017-2018                 |     |     |             | 106,335.40                               | -----   | -----  | -21,749.55       | 128,084.95  | -----                           |
|  | Subtotal                  |     | 049 | 0300<br>000 | 3,429,478.75                             | 23,393,000.00   | -----  | 21,584,838.37    | 520,070.89  | 4,717,569.49                    |
| Office of the National Science Board, National Science Foundation<br>Fund Resources:                                 |                           |     |     |             |  |   |  |                  |   |                                 |
| Undisbursed Funds  | 2023                      |     | 049 | 0350<br>000 | -----                                    | 5,090,000.00  | -----  | 4,002,889.30     | -----   | 1,087,110.70                    |
|  | 2022                      |     |     |             | 1,099,665.81                             | -----   | -----  | 804,005.87       | -----   | 295,659.94                      |
|  | 2021                      |     |     |             | 136,851.85                               | -----   | -----  | 23,708.32        | -----   | 113,143.53                      |
|  | 2020                      |     |     |             | 110,762.20                               | -----   | -----  | 10,009.50        | -----   | 100,752.70                      |
|  | 2019                      |     |     |             | 93,544.16                                | -----   | -----  | 970.00           | -----   | 92,574.16                       |
|  | 2018                      |     |     |             | 106,124.24                               | -----   | -----  | -----            | 106,124.24  | -----                           |
|  | Subtotal                  |     | 049 | 0350<br>000 | 1,546,948.26                             | 5,090,000.00  | -----  | 4,841,582.99     | 106,124.24  | 1,689,241.03                    |
| Major Research Equipment and Facilities Construction, National Science<br>Foundation<br>Fund Resources:              |                           |     |     |             |  |   |  |                  |   |                                 |
| Undisbursed Funds  | 2021-2022                 |     | 049 | 0551<br>000 | 43,974,982.64                            | -----   | -----  | 28,883,691.35    | -----   | 15,091,291.29                   |
|  | 2017-2018                 |     |     |             | 0.54                                     | -----   | -----  | -----            | 0.54  | -----                           |
|  | No Year                   |     |     |             | 762,014,235.26                           | 187,230,000.00  | -----  | 128,192,504.98   | -----   | 821,051,730.28                  |
|  | Subtotal                  |     | 049 | 0551<br>000 | 805,989,218.44                           | 187,230,000.00  | -----  | 157,076,196.33   | 0.54  | 836,143,021.57                  |
| <b>Special Fund Accounts</b>   |                           |     |     |             |  |   |  |                  |   |                                 |
| Salaries and Expenses, H-1B Funded, Education and Human Resources,<br>National Science Foundation<br>Fund Resources: |                           |     |     |             |  |   |  |                  |   |                                 |
| Undisbursed Funds  | No Year                   |     | 049 | 5176<br>000 | 723,813,056.64                           | 138,073,501.00  | -----  | 148,758,212.79   | -----   | 713,128,344.85                  |
| <b>Trust Fund Accounts</b>   |                           |     |     |             |  |   |  |                  |   |                                 |

Footnotes at End of Chapter

**Appropriations, Outlays, and Balances - Continued**

| Appropriation or Fund Account<br><br>Title                                     | Account Symbol            |     |     |      | Balances,<br>Beginning of<br>Fiscal Year | Appropriations<br>and Other<br>Obligational<br>Authority <sup>1</sup> | Transfers<br>Borrowings<br>and<br>Investment<br>(Net) <sup>2</sup> | Outlays<br>(Net)          | Balances<br>Withdrawn<br>and Other<br>Transactions <sup>3</sup> | Balances, End<br>of Fiscal Year |
|--|---------------------------|-----|-----|------|--|---|--|---------------------------|---|---------------------------------|
|  | Period of<br>Availability | ATA | AID | MAIN |  |   |  |                           |   |                                 |
| Donations, National Science Foundation<br>Fund Resources:<br>Undisbursed Funds | No Year                   |     | 049 | 8960 | 000                                      | 41,026,107.02   | 27,743,102.37  | -----<br>5,656,949.20     | -----   | 63,112,260.19                   |
| <b>Deductions for Offsetting Receipts</b>                                      |                           |     |     |      |  |   |  |                           |   |                                 |
| Proprietary Receipts from the Public   |                           |     |     |      |  | -----<br>-31,488,656.76   | -----<br>-31,488,656.76  | -----<br>-31,488,656.76   | -----   | -----                           |
| Total, Offsetting Receipts   |                           |     |     |      |  | -----<br>-31,488,656.76   | -----<br>-31,488,656.76  | -----<br>-31,488,656.76   | -----   | -----                           |
| Total, National Science Foundation   |                           |     |     |      |  | 18,631,742,047.14   | 10,035,838,946.61  | -----<br>8,950,768,875.58 | 94,626,574.19   | 19,622,185,543.98               |

Footnotes at End of Chapter

## Appropriations, Outlays, and Balances - Continued

### Footnotes

- 1 The amounts in this column, unless otherwise footnoted, represent appropriations, increases and rescissions in borrowing authority or new contract authority. Appropriation accounts with appropriation transfer activity are presented in Table 1 (Appropriations and Appropriation Transfers) at the end of this chapter.
- 2 The amounts in this column, unless otherwise footnoted, represent transfers - other than appropriation transfers, borrowings (gross), investments (net), unrealized discounts or funds held outside the Treasury.
- 3 The amounts in this column, unless otherwise footnoted, represent obligated balances canceled for fiscal year 2018 pursuant to 31 U.S.C. 1553 and adjustments to borrowing and contract authority.
- 4 The opening balance(s) of the following account(s) have been adjusted during the current fiscal year and do not agree with last year's closing balance(s):

| <u>Account Symbol: (ATA, AID, POA, MAIN, SUB)</u> | <u>Adjustment</u> |
|---|-------------------|
| 049 2022-2023 0100 000 - Undi sbursed Funds       | \$484,071.54      |
| 049 2021-2022 0100 000 - Undi sbursed Funds       | -\$484,071.54     |
| 049 2020-2021 0100 000 - Undi sbursed Funds       | \$863,364.06      |
| 049 2019-2020 0100 000 - Undi sbursed Funds       | -\$863,364.06     |
| 049 2021 0180 000 - Undi sbursed Funds            | \$8,777.09        |
| 049 2020 0180 000 - Undi sbursed Funds            | \$1,226.36        |
| 049 2019 0180 000 - Undi sbursed Funds            | -\$3,653.45       |
| 049 2018 0180 000 - Undi sbursed Funds            | -\$6,350.00       |

**Footnotes**

Table 1 - Appropriations and Appropriation Transfers - National Science Foundation

| AID   | ATA | Period of Availability | MAIN | Net Appropriations and Appropriation Transfers | Appropriation Amount | Net Appropriation Transfers | AID Involved | ATA Involved | Period of Availability Involved | MAIN Involved | Amount From or To (-) |
|-------|-----|------------------------|------|--|----------------------|-----------------------------|--------------|--------------|---------------------------------|---------------|-----------------------|
| 049   |     | X                      | 0100 | 546,910,000.00                                 | 0.00                 | 546,910,000.00              | 049          |              | 2324                            | 0100          | 546,910,000.00        |
| 049   |     | 2324                   | 0100 | 7,294,888,000.00                               | 7,841,798,000.00     | -546,910,000.00             | 049          |              | X                               | 0100          | -546,910,000.00       |
| Total |     |                        |      | 7,841,798,000.00                               | 7,841,798,000.00     | -----                       |              |              |                                 |               | -----                 |



**This Page Left Blank Intentionally**

---

Appropriations, Outlays, and Balances - Continued

| Appropriation or Fund Account<br><br>Title                            | Account Symbol            |     |     |      | Balances,<br>Beginning of<br>Fiscal Year | Appropriations<br>and Other<br>Obligational<br>Authority <sup>1</sup> | Transfers<br>Borrowings<br>and<br>Investment<br>(Net) <sup>2</sup> | Outlays<br>(Net) | Balances<br>Withdrawn<br>and Other<br>Transactions <sup>3</sup> | Balances, End<br>of Fiscal Year |                            |
|---|---------------------------|-----|-----|------|--|---|--|------------------|---|---------------------------------|----------------------------|
|   | Period of<br>Availability | ATA | AID | MAIN |  |   |  |                  |   |                                 | SUB                        |
| <b>Office of Personnel Management</b>                                 |                           |     |     |      |  |   |  |                  |   |                                 |                            |
| <b>General Fund Accounts</b>  |                           |     |     |      |  |   |  |                  |   |                                 |                            |
| Salaries and Expenses, Office of Personnel Management                 |                           |     |     |      |  |   |  |                  |   |                                 |                            |
| Fund Resources:   |                           |     |     |      |  |   |  |                  |   |                                 |                            |
| Undisbursed Funds   | 2021-2025                 |     | 024 | 0100 | 000                                      | 4,458,762.83  | -----  | 3,200,000.00     | 1,779,453.67  | -----                           | 5,879,309.16               |
|   | 2023                      |     |     |      |  | -----   | 165,211,000.00   | -----            | 113,522,266.15  | -----                           | 51,688,733.85              |
|   | 2022-2023                 |     |     |      |  | 765,000.00  | -----  | -----            | 728,281.40  | -----                           | 36,718.60                  |
|   | 2022                      |     |     |      |  | 36,490,083.74   | -----  | -----            | 34,273,920.38   | -----                           | 2,216,163.36               |
|   | 2021-2022                 |     |     |      |  | 194,313.50  | -----  | -----            | 20,264.61   | -----                           | 174,048.89                 |
|   | 2021                      |     |     |      |  | 9,171,579.45  | -----  | -----            | 1,498,419.66  | -----                           | 7,673,159.79               |
|   | 2020-2021                 |     |     |      |  | 860,456.57  | -----  | -----            | -----   | -----                           | 860,456.57                 |
|   | 2020                      |     |     |      |  | -1,770,821.92   | -----  | -----            | -2,536,330.50   | -----                           | 765,508.58                 |
|   | 2019-2020                 |     |     |      |  | 1,105,052.10  | -----  | -----            | 99,342.28   | -----                           | 1,005,709.82               |
|   | 2019                      |     |     |      |  | 2,636,681.02  | -----  | -----            | -1,160,661.30   | -----                           | 3,797,342.32               |
|   | 2018-2019                 |     |     |      |  | 408,121.84  | -----  | -----            | -----   | -----                           | 408,121.84                 |
|   | 2018                      |     |     |      |  | 6,730,090.46  | -----  | -----            | 971,625.36  | 5,758,465.10                    | -----                      |
|   | 2017-2018                 |     |     |      |  | 938,781.94  | -----  | -----            | -----   | 938,781.94                      | -----                      |
|   | No Year                   |     |     |      |  | 12,949,157.05   | 19,373,000.00  | 3,024,029.00     | 12,659,488.56   | -----                           | 22,686,697.49              |
|   | Subtotal                  |     | 024 | 0100 | 000                                      | 74,937,258.58   | 184,584,000.00   | 6,224,029.00     | 161,856,070.27  | 6,697,247.04                    | 97,191,970.27              |
| Payment to Civil Service Retirement and Disability Fund, Office of    |                           |     |     |      |  |   |  |                  |   |                                 |                            |
| Personnel Management  |                           |     |     |      |  |   |  |                  |   |                                 |                            |
| Fund Resources:   |                           |     |     |      |  |   |  |                  |   |                                 |                            |
| Undisbursed Funds   | 2023                      |     | 024 | 0200 | 000                                      | -----   | 49,888,689,628.00  | -----            | 49,888,689,628.00   | -----                           | -----                      |
| Government Payment for Annuitants, Employees' Health Benefits, Office |                           |     |     |      |  |   |  |                  |   |                                 |                            |
| of Personnel Management   |                           |     |     |      |  |   |  |                  |   |                                 |                            |
| Fund Resources:   |                           |     |     |      |  |   |  |                  |   |                                 |                            |
| Undisbursed Funds   | No Year                   |     | 024 | 0206 | 000                                      | 1,633,546,239.00  | 14,495,398,482.02  | -----            | 14,447,665,339.89   | -----                           | 1,681,279,381.13           |
| Salaries and Expenses, Office of Inspector General, Office of         |                           |     |     |      |  |   |  |                  |   |                                 |                            |
| Personnel Management  |                           |     |     |      |  |   |  |                  |   |                                 |                            |
| Fund Resources:   |                           |     |     |      |  |   |  |                  |   |                                 |                            |
| Undisbursed Funds   | 2023                      |     | 024 | 0400 | 000                                      | -----   | 6,908,000.00   | -----            | 4,853,255.80  | -----                           | 2,054,744.20               |
|   | 2022                      |     |     |      |  | 144,115.95  | -----  | -----            | 1,597,192.06  | -----                           | <sup>4</sup> -1,453,076.11 |
|   | 2021                      |     |     |      |  | 140,926.34  | -----  | -----            | -----   | -----                           | 140,926.34                 |
|   | 2020                      |     |     |      |  | 95,009.69   | -----  | -----            | -----   | -----                           | 95,009.69                  |
|   | 2019                      |     |     |      |  | 109,410.85  | -----  | -----            | -----   | -----                           | 109,410.85                 |
|   | 2018                      |     |     |      |  | 151,837.78  | -----  | -----            | -1,476.53   | 153,314.31                      | -----                      |
|   | Subtotal                  |     | 024 | 0400 | 000                                      | 641,300.61  | 6,908,000.00   | -----            | 6,448,971.33  | 153,314.31                      | 947,014.97                 |
| Government Payment for Annuitants, Employee Life Insurance            |                           |     |     |      |  |   |  |                  |   |                                 |                            |
| Benefits, Office of Personnel Management                              |                           |     |     |      |  |   |  |                  |   |                                 |                            |
| Fund Resources:   |                           |     |     |      |  |   |  |                  |   |                                 |                            |
| Undisbursed Funds   | No Year                   |     | 024 | 0500 | 000                                      | 5,528,126.32  | 42,940,809.80  | -----            | 43,130,225.31   | -----                           | 5,338,710.81               |

Footnotes at End of Chapter

## Appropriations, Outlays, and Balances - Continued

| Appropriation or Fund Account<br><br>Title  | Account Symbol            |     |     |      | Balances,<br>Beginning of<br>Fiscal Year | Appropriations<br>and Other<br>Obligational<br>Authority <sup>1</sup> | Transfers<br>Borrowings<br>and<br>Investment<br>(Net) <sup>2</sup> | Outlays<br>(Net)   | Balances<br>Withdrawn<br>and Other<br>Transactions <sup>3</sup> | Balances, End<br>of Fiscal Year |                      |
|---|---------------------------|-----|-----|------|--|---|--|--------------------|---|---------------------------------|----------------------|
|   | Period of<br>Availability | ATA | AID | MAIN |  |   |  |                    |   |                                 | SUB                  |
| OPM Building Delegation Fund, Office of Personnel Management<br>Fund Resources:<br>Undisbursed Funds  | No Year                   |     | 024 | 0600 | 000                                      | 7,467,146.79  | -----  | -----              | -2,030,876.54   | -----                           | 9,498,023.33         |
| Flexible Benefits Plan Reserve, Office of Personnel Management<br>Fund Resources:<br>Undisbursed Funds  | No Year                   |     | 024 | 0800 | 000                                      | 93,189,024.02   | -----  | -----              | -39,433,724.43  | -----                           | 132,622,748.45       |
| Emergency Federal Employee Leave Fund, Office of Personnel Management<br>Fund Resources:<br>Undisbursed Funds                                 | 2021-2022                 |     | 024 | 0806 | 000                                      | 196,228,281.83  | -----  | -----              | 1,512.10  | -----                           | 196,226,769.73       |
| Postal Service Health Benefits Program Implementation Fund, Office of<br>Personnel Management<br>Fund Resources:<br>Undisbursed Funds         | No Year                   |     | 024 | 0813 | 000                                      | 69,569,000.80   | -----  | -----              | 11,846,602.24   | -----                           | 57,722,398.56        |
| IT Modernization and Working Capital, Office of Personnel Management<br>Fund Resources:<br>Undisbursed Funds                                  | 2023-2026                 |     | 024 | 1162 | 000                                      | -----   | 6,200,000.00   | -----              | -----   | -----                           | 6,200,000.00         |
|   | 2022-2025                 |     |     |      |  | 500,000.00  | -----  | -----              | -----   | -----                           | 500,000.00           |
|   | Subtotal                  |     | 024 | 1162 | 000                                      | 500,000.00  | 6,200,000.00   | -----              | -----   | -----                           | 6,700,000.00         |
| <b>Special Fund Accounts</b>  |                           |     |     |      |  |   |  |                    |   |                                 |                      |
| Postal Service Contributions for Retiree Health Benefits, Office of<br>Personnel Management<br>Fund Resources:<br>Undisbursed Funds           | No Year                   |     | 024 | 5391 | 000                                      | 125,819.74  | 794,696,621.80   | 3,557,266,000.00   | 4,351,940,251.45  | -----                           | 148,190.09           |
| Investments in US Treasury Securities   |                           |     |     |      |  | 35,607,214,000.00   | -----  | -3,557,266,000.00  | -----   | -----                           | 32,049,948,000.00    |
|   | Subtotal                  |     | 024 | 5391 | 000                                      | 35,607,339,819.74   | 794,696,621.80   | -----              | 4,351,940,251.45  | -----                           | 32,050,096,190.09    |
| <b>Intragovernmental Funds</b>  |                           |     |     |      |  |   |  |                    |   |                                 |                      |
| Revolving Fund, Undistributed SIBAC Chargebacks for Washington, DC,<br>Office of Personnel Management<br>Fund Resources:<br>Undisbursed Funds | No Year                   |     | 024 | 4571 | 024                                      | 421,902,219.01  | -----  | -----              | 4,207,789.07  | -----                           | 417,694,429.94       |
| <b>Trust Fund Accounts</b>  |                           |     |     |      |  |   |  |                    |   |                                 |                      |
| Civil Service Retirement and Disability Fund, Office of Personnel<br>Management<br>Fund Resources:<br>Undisbursed Funds                       | No Year                   |     | 024 | 8135 | 000                                      | 11,753,162.96   | 130,215,267,803.05   | -24,957,218,000.00 | 104,147,185,715.77  | -----                           | 1,122,617,250.24     |
| Investments in US Treasury Securities   |                           |     |     |      |  | 1,011,678,853,000.00  | -----  | 24,957,218,000.00  | -----   | -----                           | 1,036,636,071,000.00 |
|   | Subtotal                  |     | 024 | 8135 | 000                                      | 1,011,690,606,162.96  | 130,215,267,803.05   | -----              | 104,147,185,715.77  | -----                           | 1,037,758,688,250.24 |
| Employees' Life Insurance Fund, Office of Personnel Management<br>Fund Resources:<br>Undisbursed Funds  | No Year                   |     | 024 | 8424 | 000                                      | 5,614,785.53  | -----  | -1,503,309,029.31  | -1,504,936,625.67   | -----                           | 7,242,381.89         |
| Unrealized Discount on Investments  |                           |     |     |      |  | -243,375,987.62   | -----  | -33,475,195.66     | -----   | -----                           | -276,851,183.28      |
| Investments in US Treasury Securities   |                           |     |     |      |  | 50,989,640,072.15   | -----  | 1,536,784,224.97   | -----   | -----                           | 52,526,424,297.12    |

Footnotes at End of Chapter

Appropriations, Outlays, and Balances - Continued

| Appropriation or Fund Account<br><br>Title  | Account Symbol            |     |     |      | Balances,<br>Beginning of<br>Fiscal Year | Appropriations<br>and Other<br>Obligational<br>Authority <sup>1</sup> | Transfers<br>Borrowings<br>and<br>Investment<br>(Net) <sup>2</sup> | Outlays<br>(Net)  | Balances<br>Withdrawn<br>and Other<br>Transactions <sup>3</sup> | Balances, End<br>of Fiscal Year |                      |
|---|---------------------------|-----|-----|------|--|---|--|-------------------|---|---------------------------------|----------------------|
|   | Period of<br>Availability | ATA | AID | MAIN |  |   |  |                   |   |                                 | SUB                  |
| Subtotal  |                           |     | 024 | 8424 | 000                                      | 50,751,878,870.06   | -----  | -----             | -1,504,936,625.67   | -----                           | 52,256,815,495.73    |
| Employees' Health Benefits Fund, Office of Personnel Management<br>Fund Resources:            |                           |     |     |      |  |   |  |                   |   |                                 |                      |
| Undisbursed Funds   | No Year                   |     | 024 | 8440 | 000                                      | 5,000,480.29  | -----  | 1,724,718,334.31  | 1,722,226,177.04  | -----                           | 7,492,637.56         |
| Unrealized Discount on Investments  |                           |     |     |      |  | -123,865,845.70   | -----  | 12,592,766.91     | -----   | -----                           | -111,273,078.79      |
| Investments in US Treasury Securities   |                           |     |     |      |  | 27,304,822,216.34   | -----  | -1,737,311,101.22 | -----   | -----                           | 25,567,511,115.12    |
| Subtotal  |                           |     | 024 | 8440 | 000                                      | 27,185,956,850.93   | -----  | -----             | 1,722,226,177.04  | -----                           | 25,463,730,673.89    |
| Retired Employees' Health Benefits Fund, Office of Personnel<br>Management<br>Fund Resources: |                           |     |     |      |  |   |  |                   |   |                                 |                      |
| Undisbursed Funds   | No Year                   |     | 024 | 8445 | 000                                      | 13,456.75   | -----  | -66,978.40        | -66,978.40  | -----                           | 13,456.75            |
| Unrealized Discount on Investments  |                           |     |     |      |  | -14,552.37  | -----  | -49,141.62        | -----   | -----                           | -63,693.99           |
| Investments in US Treasury Securities   |                           |     |     |      |  | 2,616,811.14  | -----  | 116,120.02        | -----   | -----                           | 2,732,931.16         |
| Subtotal  |                           |     | 024 | 8445 | 000                                      | 2,615,715.52  | -----  | 0.00              | -66,978.40  | -----                           | 2,682,693.92         |
| <b>Deductions for Offsetting Receipts</b>   |                           |     |     |      |  |   |  |                   |   |                                 |                      |
| Proprietary Receipts from the Public  |                           |     |     |      |  | -----   | -5,200,951.93  | -----             | -5,200,951.93   | -----                           | -----                |
| Intrabudgetary Receipts Deducted by Agency  |                           |     |     |      |  | -----   | -50,725,940,837.49   | -----             | -50,725,940,837.49  | -----                           | -----                |
| Total, Offsetting Receipts  |                           |     |     |      |  | -----   | -50,731,141,789.42   | -----             | -50,731,141,789.42  | -----                           | -----                |
| Total, Office of Personnel Management   |                           |     |     |      |  | 1,127,741,906,016.17  | 144,903,543,555.25   | 6,224,029.00      | 122,507,588,288.01  | 6,850,561.35                    | 1,150,137,234,751.06 |

Footnotes at End of Chapter

## Appropriations, Outlays, and Balances - Continued

---

### Footnotes

---

- 1 The amounts in this column, unless otherwise footnoted, represent appropriations, increases and rescissions in borrowing authority or new contract authority. Appropriation accounts with appropriation transfer activity are presented in Table 1 (Appropriations and Appropriation Transfers) at the end of this chapter.
- 2 The amounts in this column, unless otherwise footnoted, represent transfers - other than appropriation transfers, borrowings (gross), investments (net), unrealized discounts or funds held outside the Treasury.
- 3 The amounts in this column, unless otherwise footnoted, represent obligated balances canceled for fiscal year 2018 pursuant to 31 U.S.C. 1553 and adjustments to borrowing and contract authority.
- 4 Subject to disposition by the administrative agency.

**Footnotes**

Table 1 - Appropriations and Appropriation Transfers - Office of Personnel Management

| AID   | ATA | Period of Availability | MAIN | Net Appropriations and Appropriation Transfers | Appropriation Amount | Net Appropriation Transfers | AID Involved | ATA Involved | Period of Availability Involved | MAIN Involved | Amount From or To (-) |
|-------|-----|------------------------|------|--|----------------------|-----------------------------|--------------|--------------|---------------------------------|---------------|-----------------------|
| 024   |     | 23                     | 0100 | 165,211,000.00                                 | 171,411,000.00       | -6,200,000.00               | 024          |              | 2326                            | 1162          | -6,200,000.00         |
| 024   |     | 2326                   | 1162 | 6,200,000.00                                   | 0.00                 | 6,200,000.00                | 024          |              | 23                              | 0100          | 6,200,000.00          |
| Total |     |                        |      | 171,411,000.00                                 | 171,411,000.00       | -----                       |              |              |                                 |               | -----                 |

**This Page Left Blank Intentionally**

---

Appropriations, Outlays, and Balances - Continued

| Appropriation or Fund Account<br><br>Title                          | Account Symbol            |     |     |      | Balances,<br>Beginning of<br>Fiscal Year | Appropriations<br>and Other<br>Obligational<br>Authority <sup>1</sup> | Transfers<br>Borrowings<br>and<br>Investment<br>(Net) <sup>2</sup> | Outlays<br>(Net) | Balances<br>Withdrawn<br>and Other<br>Transactions <sup>3</sup> | Balances, End<br>of Fiscal Year |                  |
|---|---------------------------|-----|-----|------|--|---|--|------------------|---|---------------------------------|------------------|
|   | Period of<br>Availability | ATA | AID | MAIN |  |   |  |                  |   |                                 | SUB              |
| <b>Small Business Administration</b>                                |                           |     |     |      |  |   |  |                  |   |                                 |                  |
| <b>General Fund Accounts</b>  |                           |     |     |      |  |   |  |                  |   |                                 |                  |
| Salaries and Expenses, Small Business Administration                |                           |     |     |      |  |   |  |                  |   |                                 |                  |
| Fund Resources:   |                           |     |     |      |  |   |  |                  |   |                                 |                  |
| Undisbursed Funds   | 2023-2024                 |     | 073 | 0100 | 000                                      | -----   | 26,100,000.00  | -----            | 9,590,725.89  | -----                           | 16,509,274.11    |
|   | 2023                      |     |     |      |  | -----   | 466,528,000.00   | -----            | 355,931,088.16  | -----                           | 110,596,911.84   |
|   | 2022-2023                 |     |     |      |  | 6,854,142.68  | -----  | -----            | 2,619,957.42  | -----                           | 4,234,185.26     |
|   | 2022                      |     |     |      |  | 98,103,025.52   | -----  | -----            | 84,853,990.28   | -----                           | 13,249,035.24    |
|   | 2021-2022                 |     |     |      |  | 1,904,321.14  | -----  | -----            | 850,411.87  | -----                           | 1,053,909.27     |
|   | 2021                      |     |     |      |  | 10,477,696.34   | -----  | -----            | 2,853,256.36  | -----                           | 7,624,439.98     |
|   | 2020-2021                 |     |     |      |  | 412,781,958.20  | -----  | -----            | 2,131,887.87  | -----                           | 410,650,070.33   |
|   | 2020                      |     |     |      |  | 9,581,412.49  | -----  | -----            | 1,077,926.12  | -----                           | 8,503,486.37     |
|   | 2019-2020                 |     |     |      |  | 7,627.76  | -----  | -----            | 3,313.13  | -----                           | 4,314.63         |
|   | 2019                      |     |     |      |  | 9,085,301.63  | -----  | -----            | 271,693.93  | -----                           | 8,813,607.70     |
|   | 2018-2019                 |     |     |      |  | 1,950,866.98  | -----  | -----            | -----   | -----                           | 1,950,866.98     |
|   | 2018                      |     |     |      |  | 7,166,246.57  | -----  | -----            | 136,775.73  | 7,029,470.84                    | -----            |
|   | 2017-2018                 |     |     |      |  | 41,996.56   | -----  | -----            | -5,121.10   | 47,117.66                       | -----            |
|   | No Year                   |     |     |      |  | 1,249,496,832.94  | 8,394,530.35   | -----            | -218,533,731.48   | -----                           | 1,476,425,094.77 |
|   | Subtotal                  |     | 073 | 0100 | 000                                      | 1,807,451,428.81  | 501,022,530.35   | -----            | 241,782,174.18  | 7,076,588.50                    | 2,059,615,196.48 |
| Office of Inspector General, Small Business Administration          |                           |     |     |      |  |   |  |                  |   |                                 |                  |
| Fund Resources:   |                           |     |     |      |  |   |  |                  |   |                                 |                  |
| Undisbursed Funds   | 2023                      |     | 073 | 0200 | 000                                      | -----   | 32,020,000.00  | -----            | 28,158,522.09   | -----                           | 3,861,477.91     |
|   | 2022                      |     |     |      |  | 3,471,092.76  | -----  | -----            | 2,815,853.50  | -----                           | 655,239.26       |
|   | 2021                      |     |     |      |  | 658,448.09  | -----  | -----            | -667.51   | -----                           | 659,115.60       |
|   | 2020                      |     |     |      |  | 529,541.35  | -----  | -----            | 35.13   | -----                           | 529,506.22       |
|   | 2019                      |     |     |      |  | 1,208,568.86  | -----  | -----            | -2,442.72   | -----                           | 1,211,011.58     |
|   | 2018                      |     |     |      |  | 484,347.90  | -----  | -----            | -----   | 484,347.90                      | -----            |
|   | No Year                   |     |     |      |  | 40,739,285.53   | 9,600,000.00   | -----            | 14,307,817.82   | -----                           | 36,031,467.71    |
|   | Subtotal                  |     | 073 | 0200 | 000                                      | 47,091,284.49   | 41,620,000.00  | -----            | 45,279,118.31   | 484,347.90                      | 42,947,818.28    |
| Office of Advocacy, Small Business Administration                   |                           |     |     |      |  |   |  |                  |   |                                 |                  |
| Fund Resources:   |                           |     |     |      |  |   |  |                  |   |                                 |                  |
| Undisbursed Funds   | No Year                   |     | 073 | 0300 | 000                                      | 5,585,414.41  | 10,211,000.00  | -----            | 8,926,626.86  | -----                           | 6,869,787.55     |
| Entrepreneurial Development Programs, Small Business Administration |                           |     |     |      |  |   |  |                  |   |                                 |                  |
| Fund Resources:   |                           |     |     |      |  |   |  |                  |   |                                 |                  |
| Undisbursed Funds   | 2023-2024                 |     | 073 | 0400 | 000                                      | -----   | 320,000,000.00   | -----            | 34,430,883.27   | -----                           | 285,569,116.73   |
|   | 2022-2023                 |     |     |      |  | 261,639,577.07  | -----  | -----            | 164,421,357.81  | -----                           | 97,218,219.26    |
|   | 2021-2022                 |     |     |      |  | 244,961,619.36  | -----  | -----            | 154,105,592.16  | -----                           | 90,856,027.20    |
|   | 2020-2021                 |     |     |      |  | 108,268,740.21  | -----  | -----            | 69,187,178.74   | -----                           | 39,081,561.47    |
|   | 2019-2020                 |     |     |      |  | 8,056,594.27  | -----  | -----            | 529,388.04  | -----                           | 7,527,206.23     |
|   | 2018-2019                 |     |     |      |  | 7,044,626.83  | -----  | -----            | -30,864.81  | -----                           | 7,075,491.64     |

Footnotes at End of Chapter



## Appropriations, Outlays, and Balances - Continued

| Appropriation or Fund Account<br><br>Title  | Account Symbol            |     |     |      | Balances,<br>Beginning of<br>Fiscal Year | Appropriations<br>and Other<br>Obligational<br>Authority <sup>1</sup> | Transfers<br>Borrowings<br>and<br>Investment<br>(Net) <sup>2</sup> | Outlays<br>(Net) | Balances<br>Withdrawn<br>and Other<br>Transactions <sup>3</sup> | Balances, End<br>of Fiscal Year |                  |
|---|---------------------------|-----|-----|------|--|---|--|------------------|---|---------------------------------|------------------|
|   | Period of<br>Availability | ATA | AID | MAIN |  |   |  |                  |   |                                 | SUB              |
|   | 2017-2018                 |     |     |      | 7,573,789.86                             | -----   | -----  | 54,816.68        | 7,518,973.18  | -----                           |                  |
|   | No Year                   |     |     |      | 39,420,399.69                            | -1,442,079.69   | -----  | 17,467,167.31    | -----   | 20,511,152.69                   |                  |
|   | Subtotal                  |     | 073 | 0400 | 000                                      | 676,965,347.29  | 318,557,920.31   | -----            | 440,165,519.20  | 7,518,973.18                    | 547,838,775.22   |
| Emergency EIDL Grants, Small Business Administration<br>Fund Resources:   |                           |     |     |      |  |   |  |                  |   |                                 |                  |
| Undisbursed Funds   | 2020-2021                 |     | 073 | 0500 | 000                                      | 25,934,445.41   | -----  | -----            | -34,360.17  | -----                           | 25,968,805.58    |
|   | No Year                   |     |     |      |  | * 1,273,197,202.52  | -48,178,375.55   | -810,706,000.00  | -1,448,595.26   | -----                           | 415,761,422.23   |
|   | Subtotal                  |     | 073 | 0500 | 000                                      | 1,299,131,647.93  | -48,178,375.55   | -810,706,000.00  | -1,482,955.43   | -----                           | 441,730,227.81   |
| Shuttered Venue Operators, Small Business Administration<br>Fund Resources:   |                           |     |     |      |  |   |  |                  |   |                                 |                  |
| Undisbursed Funds   | No Year                   |     | 073 | 0700 | 000                                      | 465,829,036.54  | -459,000,000.00  | -----            | -22,113,742.87  | -----                           | 28,942,779.41    |
| Restaurant Revitalization Fund, Small Business Administration<br>Fund Resources:  |                           |     |     |      |  |   |  |                  |   |                                 |                  |
| Undisbursed Funds   | No Year                   |     | 073 | 0800 | 000                                      | 146,356,017.68  | -----  | -----            | 53,700,177.67   | § 78,437,643.25                 | 14,218,196.76    |
| Disaster Loans Program Account, Small Business Administration<br>Fund Resources:  |                           |     |     |      |  |   |  |                  |   |                                 |                  |
| Undisbursed Funds   | 2023                      |     | 073 | 1152 | 000                                      | -----   | 28,554,342,585.00  | -----            | 28,554,342,585.00   | -----                           | -----            |
|   | No Year                   |     |     |      |  | 2,464,227,558.13  | -507,548,687.99  | 810,706,000.00   | 1,373,521,597.40  | § 810,706,000.00                | 583,157,272.74   |
|   | Subtotal                  |     | 073 | 1152 | 000                                      | 2,464,227,558.13  | 28,046,793,897.01  | 810,706,000.00   | 29,927,864,182.40   | 810,706,000.00                  | 583,157,272.74   |
| Business Loans Program Account, Small Business Administration<br>Fund Resources:  |                           |     |     |      |  |   |  |                  |   |                                 |                  |
| Undisbursed Funds   | 2023                      |     | 073 | 1154 | 000                                      | -----   | 272,604,420.00   | -----            | 272,604,420.00  | -----                           | -----            |
|   | 2020-2021                 |     |     |      |  | 1,901,161,123.26  | -----  | -----            | -5,559,282.70   | -----                           | 1,906,720,405.96 |
|   | 2018                      |     |     |      |  | -----   | -----  | -----            | -7,760.37   | 7,760.37                        | -----            |
|   | No Year                   |     |     |      |  | 3,242,915,221.52  | -2,987,797,282.58  | -----            | 81,999,775.61   | -----                           | 173,118,163.33   |
|   | Subtotal                  |     | 073 | 1154 | 000                                      | 5,144,076,344.78  | -2,715,192,862.58  | -----            | 349,037,152.54  | 7,760.37                        | 2,079,838,569.29 |
| Business Loans Program Account - Recovery Act, Small Business<br>Administration<br>Fund Resources:                        |                           |     |     |      |  |   |  |                  |   |                                 |                  |
| Undisbursed Funds   | 2023                      |     | 073 | 1156 | 000                                      | -----   | 693,174.00   | -----            | 693,174.00  | -----                           | -----            |
| Information Technology System Modernization and Working Capital Fund,<br>Small Business Administration<br>Fund Resources: |                           |     |     |      |  |   |  |                  |   |                                 |                  |
| Undisbursed Funds   | 2023-2026                 |     | 073 | 1161 | 000                                      | -----   | 13,082,000.00  | -----            | -----   | -----                           | 13,082,000.00    |
|   | 2022-2025                 |     |     |      |  | 8,168,340.00  | -----  | -----            | -----   | -----                           | 8,168,340.00     |
|   | 2021-2024                 |     |     |      |  | 6,000,000.00  | -----  | -----            | 1,036,872.14  | -----                           | 4,963,127.86     |
|   | 2020-2023                 |     |     |      |  | 2,313,244.65  | -----  | -----            | 151,459.67  | -----                           | 2,161,784.98     |
|   | 2019-2022                 |     |     |      |  | 137,893.50  | -----  | -----            | 65,612.17   | -----                           | 72,281.33        |
|   | Subtotal                  |     | 073 | 1161 | 000                                      | 16,619,478.15   | 13,082,000.00  | -----            | 1,253,943.98  | -----                           | 28,447,534.17    |
| <b>Public Enterprise Funds</b>  |                           |     |     |      |  |   |  |                  |   |                                 |                  |

Footnotes at End of Chapter

Appropriations, Outlays, and Balances - Continued

| Appropriation or Fund Account<br><br>Title   | Account Symbol            |     |     |      | Balances,<br>Beginning of<br>Fiscal Year | Appropriations<br>and Other<br>Obligational<br>Authority <sup>1</sup> | Transfers<br>Borrowings<br>and<br>Investment<br>(Net) <sup>2</sup> | Outlays<br>(Net) | Balances<br>Withdrawn<br>and Other<br>Transactions <sup>3</sup> | Balances, End<br>of Fiscal Year |                   |
|--|---------------------------|-----|-----|------|--|---|--|------------------|---|---------------------------------|-------------------|
|  | Period of<br>Availability | ATA | AID | MAIN |  |   |  |                  |   |                                 | SUB               |
| Disaster Loan Fund, Liquidating Account, Small Business Administration<br>Fund Resources:<br>Undisbursed Funds                           | No Year                   |     | 073 | 4153 | 000                                      | 62,113.28   | 63,381.27  | -----            | -223,469.60   | <sup>5</sup> 313,443.00         | 35,521.15         |
| Business Loan and Investment Fund, Liquidating Account, Small Business<br>Administration<br>Fund Resources:<br>Undisbursed Funds         | No Year                   |     | 073 | 4154 | 000                                      | 487,455.50  | 239,771.92   | -----            | -1,398,622.24   | <sup>5</sup> 1,818,185.48       | 307,664.18        |
| Surety Bond Guarantees Revolving Fund, Small Business Administration<br>Fund Resources:<br>Undisbursed Funds                             | No Year                   |     | 073 | 4156 | 000                                      | 95,819,207.23   | -----  | -----            | -3,426,958.91   | -----                           | 99,246,166.14     |
| Surety Bond Guarantees Revolving Fund - Recovery Act, Small Business<br>Administration<br>Fund Resources:<br>Undisbursed Funds           | No Year                   |     | 073 | 4268 | 000                                      | 14,672,294.23   | -----  | -----            | -----   | -----                           | 14,672,294.23     |
| <b>Trust Fund Accounts</b>   |                           |     |     |      |  |   |  |                  |   |                                 |                   |
| Business Assistance Trust Fund, Small Business Administration<br>Fund Resources:<br>Undisbursed Funds                                    | No Year                   |     | 073 | 8466 | 000                                      | 671,121.04  | -----  | -----            | 118,757.62  | -----                           | 552,363.42        |
| <b>Deductions for Offsetting Receipts</b>  |                           |     |     |      |  |   |  |                  |   |                                 |                   |
| Proprietary Receipts from the Public   |                           |     |     |      |  | -----   | -16,423,611.88   | -----            | -4,967,262,739.88   | -----                           | -----             |
| Intrabudgetary Receipts Deducted by Agency   |                           |     |     |      |  | -----   | -1,334,871.76  | -----            | -1,334,871.76   | -----                           | -----             |
| Total, Offsetting Receipts   |                           |     |     |      |  | -----   | -17,758,483.64   | -----            | -4,968,597,611.64   | -----                           | -----             |
| Total, Small Business Administration   |                           |     |     |      |  | 12,185,045,749.49   | 25,692,153,953.09  | -----            | 26,071,577,466.07   | 906,362,941.68                  | 5,948,420,166.83  |
| <b>Memorandum</b>  |                           |     |     |      |  |   |  |                  |   |                                 |                   |
| <b>Financing Accounts</b>  |                           |     |     |      |  |   |  |                  |   |                                 |                   |
| <b>Public Enterprise Funds</b>   |                           |     |     |      |  |   |  |                  |   |                                 |                   |
| Business Loan and Investment Direct Loan Financing Account, Small<br>Business Administration<br>Fund Resources:<br>Undisbursed Funds     | No Year                   |     | 073 | 4148 | 000                                      | 27,580,441.23   | -----  | 38,240,000.00    | 15,456,585.03   | -----                           | 50,363,856.20     |
| Authority to Borrow from the Treasury  |                           |     |     |      |  | 25,199,342.80   | 110,161,252.00   | -79,470,000.00   | -----   | 1,603,540.20                    | 54,287,054.60     |
| Subtotal   |                           |     | 073 | 4148 | 000                                      | 52,779,784.03   | 110,161,252.00   | -41,230,000.00   | 15,456,585.03   | 1,603,540.20                    | 104,650,910.80    |
| Business Loan and Investment Guaranteed Loan Financing Account, Small<br>Business Administration<br>Fund Resources:<br>Undisbursed Funds | No Year                   |     | 073 | 4149 | 000                                      | 31,715,358,453.41   | -----  | 58,328,000.00    | 21,078,844,530.71   | -----                           | 10,694,841,922.70 |
| Authority to Borrow from the Treasury  |                           |     |     |      |  | -----   | 363,505,835.00   | -266,465,000.00  | -----   | 97,040,835.00                   | -----             |
| Subtotal   |                           |     | 073 | 4149 | 000                                      | 31,715,358,453.41   | 363,505,835.00   | -208,137,000.00  | 21,078,844,530.71   | 97,040,835.00                   | 10,694,841,922.70 |

Footnotes at End of Chapter

## Appropriations, Outlays, and Balances - Continued

| Appropriation or Fund Account  | Account Symbol            |     |     |      | Balances,<br>Beginning of<br>Fiscal Year | Appropriations<br>and Other<br>Obligational<br>Authority <sup>1</sup> | Transfers<br>Borrowings<br>and<br>Investment<br>(Net) <sup>2</sup> | Outlays<br>(Net)   | Balances<br>Withdrawn<br>and Other<br>Transactions <sup>3</sup> | Balances, End<br>of Fiscal Year |                   |
|--|---------------------------|-----|-----|------|--|---|--|--------------------|---|---------------------------------|-------------------|
| Title  | Period of<br>Availability | ATA | AID | MAIN |  |   |  |                    |   |                                 | SUB               |
| Disaster Direct Loan Financing Account, Small Business Administration<br>Fund Resources:   |                           |     |     |      |  |   |  |                    |   |                                 |                   |
| Undisbursed Funds  | No Year                   |     | 073 | 4150 | 000                                      | 12,145,659,691.91   | 17.00  | -28,566,831,000.00 | -43,670,602,039.94  | -----                           | 27,249,430,748.85 |
| Authority to Borrow from the Treasury  |                           |     |     |      |  | 3,127,206,593.47  | 10,317,720,682.00  | -9,581,963,000.00  | -----   | 2,952,188,715.36                | 910,775,560.11    |
| Subtotal   | Subtotal                  |     | 073 | 4150 | 000                                      | 15,272,866,285.38   | 10,317,720,699.00  | -38,148,794,000.00 | -43,670,602,039.94  | 2,952,188,715.36                | 28,160,206,308.96 |
| Business Loan and Investment Direct Loan Financing Account - Recovery<br>Act, Small Business Administration<br>Fund Resources:     |                           |     |     |      |  |   |  |                    |   |                                 |                   |
| Undisbursed Funds  | No Year                   |     | 073 | 4279 | 000                                      | 3,227.09  | -----  | -20,000.00         | -30,200.55  | -----                           | 13,427.64         |
| Authority to Borrow from the Treasury  |                           |     |     |      |  | -----   | 661.00   | -----              | -----   | 661.00                          | -----             |
| Subtotal   | Subtotal                  |     | 073 | 4279 | 000                                      | 3,227.09  | 661.00   | -20,000.00         | -30,200.55  | 661.00                          | 13,427.64         |
| Business Loan and Investment Guaranteed Loan Financing Account -<br>Recovery Act, Small Business Administration<br>Fund Resources: |                           |     |     |      |  |   |  |                    |   |                                 |                   |
| Undisbursed Funds  | No Year                   |     | 073 | 4280 | 000                                      | 69,534,620.23   | -----  | -10,974,000.00     | -7,137,182.52   | -----                           | 65,697,802.75     |
| Total, Financing Accounts  |                           |     |     |      |  | 47,110,542,370.14   | 10,791,388,447.00  | -38,409,155,000.00 | -22,583,468,307.27  | 3,050,833,751.56                | 39,025,410,372.85 |

Footnotes at End of Chapter

Footnotes

- 1 The amounts in this column, unless otherwise footnoted, represent appropriations, increases and rescissions in borrowing authority or new contract authority. Appropriation accounts with appropriation transfer activity are presented in Table 1 (Appropriations and Appropriation Transfers) at the end of this chapter.
- 2 The amounts in this column, unless otherwise footnoted, represent transfers - other than appropriation transfers, borrowings (gross), investments (net), unrealized discounts or funds held outside the Treasury.
- 3 The amounts in this column, unless otherwise footnoted, represent obligated balances canceled for fiscal year 2018 pursuant to 31 U.S.C. 1553 and adjustments to borrowing and contract authority.
- 4 The opening balance(s) of the following account(s) have been adjusted during the current fiscal year and do not agree with last year's closing balance(s):

Account Symbol: (ATA, AID, POA, MAIN, SUB)

Adjustment

073 X 0500 000 - Undi sbursed Funds

-\$27,838,516.65

- 5 Represents capital transfer to miscellaneous receipts.

## Appropriations, Outlays, and Balances - Continued

### Footnotes

Table 1 - Appropriations and Appropriation Transfers - Small Business Administration

| AID   | ATA | Period<br>of<br>Availability | MAIN | Net Appropriations and<br>Appropriation Transfers | Appropriation Amount | Net Appropriation<br>Transfers | AID<br>Involved | ATA<br>Involved | Period<br>of<br>Availability<br>Involved | MAIN<br>Involved | Amount From or To (-) |
|-------|-----|------------------------------|------|---|----------------------|--------------------------------|-----------------|-----------------|--|------------------|-----------------------|
| 073   |     | X                            | 0100 | 8,400,000.00                                      | 0.00                 | 8,400,000.00                   | 073             |                 | X  | 1152             | 8,400,000.00          |
| 073   |     | 23                           | 0100 | 466,528,000.00                                    | 479,610,000.00       | -13,082,000.00                 | 073             |                 | 2326                                     | 1161             | -13,082,000.00        |
| 073   |     | X                            | 0200 | 9,600,000.00                                      | 0.00                 | 9,600,000.00                   | 073             |                 | X  | 1152             | 9,600,000.00          |
| 073   |     | X                            | 1152 | 840,000,000.00                                    | 858,000,000.00       | -18,000,000.00                 | 073             |                 | X  | 0100             | -8,400,000.00         |
|       |     |                              |      |   |                      |                                | 073             |                 | X  | 0200             | -9,600,000.00         |
| 073   |     | 2326                         | 1161 | 13,082,000.00                                     | 0.00                 | 13,082,000.00                  | 073             |                 | 23                                       | 0100             | 13,082,000.00         |
| Total |     |                              |      | 1,337,610,000.00                                  | 1,337,610,000.00     | -----                          |                 |                 |  |                  | -----                 |

Appropriations, Outlays, and Balances - Continued

| Appropriation or Fund Account<br><br>Title   | Account Symbol            |     |     |      | Balances,<br>Beginning of<br>Fiscal Year | Appropriations<br>and Other<br>Obligational<br>Authority <sup>1</sup> | Transfers<br>Borrowings<br>and<br>Investment<br>(Net) <sup>2</sup> | Outlays<br>(Net) | Balances<br>Withdrawn<br>and Other<br>Transactions <sup>3</sup> | Balances, End<br>of Fiscal Year |                  |
|--|---------------------------|-----|-----|------|--|---|--|------------------|---|---------------------------------|------------------|
|  | Period of<br>Availability | ATA | AID | MAIN |  |   |  |                  |   |                                 | SUB              |
| <b>Social Security Administration</b>  |                           |     |     |      |  |   |  |                  |   |                                 |                  |
| <b>General Fund Accounts</b>   |                           |     |     |      |  |   |  |                  |   |                                 |                  |
| Office of the Inspector General, Social Security Administration                    |                           |     |     |      |  |   |  |                  |   |                                 |                  |
| Fund Resources:  |                           |     |     |      |  |   |  |                  |   |                                 |                  |
| Undisbursed Funds  | 2023                      |     | 028 | 0400 | 000                                      | -----   | 31,441,800.00  | -----            | 21,464,922.54   | -----                           | 9,976,877.46     |
|  | 2022                      |     |     |      |  | 5,972,096.66  | -----  | -----            | 3,233,688.33  | -----                           | 2,738,408.33     |
|  | 2021                      |     |     |      |  | 456,239.95  | -----  | -----            | 196,979.83  | -----                           | 259,260.12       |
|  | 2020                      |     |     |      |  | 74,917.18   | -----  | -----            | 14,170.33   | -----                           | 60,746.85        |
|  | 2019                      |     |     |      |  | 97,293.41   | -----  | -----            | 83,917.76   | -----                           | 13,375.65        |
|  | 2018                      |     |     |      |  | 480,085.51  | -----  | -----            | 68,461.60   | 411,623.91                      | -----            |
|  | No Year                   |     |     |      |  | 568,800.00  | 558,200.00   | -----            | 284,917.53  | -----                           | 842,082.47       |
|  | Subtotal                  |     | 028 | 0400 | 000                                      | 7,649,432.71  | 32,000,000.00  | -----            | 25,347,057.92   | 411,623.91                      | 13,890,750.88    |
| Special Benefits for Certain World War II Veterans, Social Security Administration |                           |     |     |      |  |   |  |                  |   |                                 |                  |
| Fund Resources:  |                           |     |     |      |  |   |  |                  |   |                                 |                  |
| Undisbursed Funds  | No Year                   |     | 028 | 0401 | 000                                      | -----   | 312,978.44   | -----            | 312,978.44  | -----                           | -----            |
| Payments to Social Security Trust Funds, Social Security Administration            |                           |     |     |      |  |   |  |                  |   |                                 |                  |
| Fund Resources:  |                           |     |     |      |  |   |  |                  |   |                                 |                  |
| Undisbursed Funds  | 2023                      |     | 028 | 0404 | 000                                      | -----   | 11,000,000.00  | -----            | 4,405,202.63  | -----                           | 6,594,797.37     |
|  | 2022                      |     |     |      |  | 8,308,607.48  | -----  | -----            | 1,140,702.44  | -----                           | 7,167,905.04     |
|  | 2021                      |     |     |      |  | 7,232,861.54  | -----  | -----            | -----   | -----                           | 7,232,861.54     |
|  | 2020                      |     |     |      |  | 7,624,356.24  | -----  | -----            | -----   | -----                           | 7,624,356.24     |
|  | 2019                      |     |     |      |  | 7,025,606.44  | -----  | -----            | -----   | -----                           | 7,025,606.44     |
|  | 2018                      |     |     |      |  | 7,658,531.90  | -----  | -----            | -----   | 7,658,531.90                    | -----            |
|  | No Year                   |     |     |      |  | 12,822,453.00   | 50,795,601,384.78  | -----            | 50,795,601,384.78   | -----                           | 12,822,453.00    |
|  | Subtotal                  |     | 028 | 0404 | 000                                      | 50,672,416.60   | 50,806,601,384.78  | -----            | 50,801,147,289.85   | 7,658,531.90                    | 48,467,979.63    |
| Supplemental Security Income Program, Social Security Administration               |                           |     |     |      |  |   |  |                  |   |                                 |                  |
| Fund Resources:  |                           |     |     |      |  |   |  |                  |   |                                 |                  |
| Undisbursed Funds  | 2023-2025                 |     | 028 | 0406 | 000                                      | -----   | 86,000,000.00  | -----            | 19,604,543.31   | -----                           | 66,395,456.69    |
|  | 2022-2024                 |     |     |      |  | 72,965,387.22   | -----  | -----            | 40,578,060.90   | -----                           | 32,387,326.32    |
|  | 2021-2023                 |     |     |      |  | 36,186,119.70   | -----  | -----            | 18,623,810.23   | -----                           | 17,562,309.47    |
|  | 2020-2022                 |     |     |      |  | 4,186,576.98  | -----  | -----            | 2,314,599.79  | -----                           | 1,871,977.19     |
|  | 2019-2021                 |     |     |      |  | 6,894,004.87  | -----  | -----            | 3,144,017.64  | -----                           | 3,749,987.23     |
|  | 2018-2020                 |     |     |      |  | 5,658,873.33  | -----  | -----            | 2,147,297.50  | -----                           | 3,511,575.83     |
|  | 2017-2019                 |     |     |      |  | 1,579,897.46  | -----  | -----            | 94,701.41   | -----                           | 1,485,196.05     |
|  | 2016-2018                 |     |     |      |  | 3,379,794.54  | -----  | -----            | -3,216.89   | 3,383,011.43                    | -----            |
|  | No Year                   |     |     |      |  | 7,599,308,098.79  | 64,123,338,000.00  | -----            | 64,501,138,340.63   | -----                           | 7,221,507,758.16 |
|  | Subtotal                  |     | 028 | 0406 | 000                                      | 7,730,158,752.89  | 64,209,338,000.00  | -----            | 64,587,642,154.52   | 3,383,011.43                    | 7,348,471,586.94 |

Footnotes at End of Chapter

## Appropriations, Outlays, and Balances - Continued

| Appropriation or Fund Account<br><br>Title   | Account Symbol            |     |     |      | Balances,<br>Beginning of<br>Fiscal Year | Appropriations<br>and Other<br>Obligational<br>Authority <sup>1</sup> | Transfers<br>Borrowings<br>and<br>Investment<br>(Net) <sup>2</sup> | Outlays<br>(Net)   | Balances<br>Withdrawn<br>and Other<br>Transactions <sup>3</sup> | Balances, End<br>of Fiscal Year |                      |
|--|---------------------------|-----|-----|------|--|---|--|--------------------|---|---------------------------------|----------------------|
|  | Period of<br>Availability | ATA | AID | MAIN |  |   |  |                    |   |                                 | SUB                  |
| Administrative Costs, The Medicare Improvements for Patients and Providers Act, Social Security Administration<br>Fund Resources:<br>Undisbursed Funds | No Year                   |     | 028 | 0415 | 000                                      | 26,216,087.39   | -----  | 28,496.48          | -----   | 26,187,590.91                   |                      |
| Administrative Expenses, Children's Health Insurance Program, Social Security Administration<br>Fund Resources:<br>Undisbursed Funds                   | No Year                   |     | 028 | 0416 | 000                                      | 1,920,375.76  | -----  | 21,534.26          | -----   | 1,898,841.50                    |                      |
| Limitation on Administrative Expenses - Recovery Act, Social Security Administration<br>Fund Resources:<br>Undisbursed Funds                           | No Year                   |     | 028 | 0417 | 000                                      | 123,089.52  | -----  | -----              | -----   | 123,089.52                      |                      |
| Payment to Limitation on Administrative Expenses, Social Security Administration<br>Fund Resources:<br>Undisbursed Funds                               | 2021                      |     | 028 | 0419 | 000                                      | 16,416,366.60   | -----  | -----              | -----   | 16,416,366.60                   |                      |
|  | 2020-2021                 |     |     |      |  | 5,370,054.95  | -----  | 246,939.68         | -----   | 5,123,115.27                    |                      |
|  | Subtotal                  |     | 028 | 0419 | 000                                      | 21,786,421.55   | -----  | 246,939.68         | -----   | 21,539,481.87                   |                      |
| Payments for Credits Against Social Security Contributions, Social Security Administration<br>Fund Resources:<br>Undisbursed Funds                     | No Year                   |     | 028 | 0440 | 000                                      | -----   | 1,831.46   | -----              | 1,831.46  | -----                           |                      |
| <b>Special Fund Accounts</b>   |                           |     |     |      |  |   |  |                    |   |                                 |                      |
| State Supplemental Fees, Social Security Administration<br>Fund Resources:<br>Undisbursed Funds  | No Year                   |     | 028 | 5419 | 000                                      | -----   | 140,000,000.00   | -----              | 140,000,000.00  | -----                           |                      |
| <b>Trust Fund Accounts</b>   |                           |     |     |      |  |   |  |                    |   |                                 |                      |
| Federal Old-Age and Survivors Insurance Trust Fund - Treasury Managed, Social Security Administration<br>Fund Resources:<br>Undisbursed Funds          | No Year                   |     | 028 | 8006 | 000                                      | 140,305.72  | <sup>4</sup> -39,953,390,700.30                                    | 49,851,077,000.00  | <sup>4</sup> 9,896,561,476.10                                   | -----                           | 1,265,129.32         |
| Transfer To:<br>Social Security Administration   | No Year                   | 028 | 028 | 8006 | 000                                      | 28,827,610.63   | 1,192,155,616,664.77   | -----              | 1,192,149,140,937.86  | -----                           | 35,303,337.54        |
| Investments in US Treasury Securities  |                           |     |     |      |  | 2,723,600,525,000.00  | -----  | -49,851,077,000.00 | -----   | 2,673,749,448,000.00            |                      |
|  | Subtotal                  |     | 028 | 8006 | 000                                      | 2,723,629,492,916.35  | 1,152,202,225,964.47   | -----              | 1,202,045,702,413.96  | -----                           | 2,673,786,016,466.86 |
| Federal Disability Insurance Trust Fund - Treasury Managed, Social Security Administration<br>Fund Resources:<br>Undisbursed Funds                     | No Year                   |     | 028 | 8007 | 000                                      | 1,790,662.08  | <sup>5</sup> 31,078,879,321.79                                     | -28,226,907,000.00 | <sup>5</sup> 2,852,005,419.69                                   | -----                           | 1,757,564.18         |
| Transfer To:<br>Social Security Administration   | No Year                   | 028 | 028 | 8007 | 000                                      | 10,348,660.05   | 149,665,975,368.34   | -----              | 149,667,142,476.21  | -----                           | 9,181,552.18         |
| Investments in US Treasury Securities  |                           |     |     |      |  | 114,678,766,000.00  | -----  | 28,226,907,000.00  | -----   | 142,905,673,000.00              |                      |
|  | Subtotal                  |     | 028 | 8007 | 000                                      | 114,690,905,322.13  | 180,744,854,690.13   | -----              | 152,519,147,895.90  | -----                           | 142,916,612,116.36   |

Footnotes at End of Chapter

Appropriations, Outlays, and Balances - Continued

| Appropriation or Fund Account<br><br>Title                               | Account Symbol            |     |     |      | Balances,<br>Beginning of<br>Fiscal Year | Appropriations<br>and Other<br>Obligational<br>Authority <sup>1</sup> | Transfers<br>Borrowings<br>and<br>Investment<br>(Net) <sup>2</sup> | Outlays<br>(Net) | Balances<br>Withdrawn<br>and Other<br>Transactions <sup>3</sup> | Balances, End<br>of Fiscal Year |                      |
|--|---------------------------|-----|-----|------|--|---|--|------------------|---|---------------------------------|----------------------|
|  | Period of<br>Availability | ATA | AID | MAIN |  |   |  |                  |   |                                 | SUB                  |
| Salaries and Expenses, Social Security Administration<br>Fund Resources: |                           |     |     |      |  |   |  |                  |   |                                 |                      |
| Undisbursed Funds  | 2023                      |     | 028 | 8704 | 000                                      | -----   | -----  | -----            | -----   | 32,573,428.03                   |                      |
|  | 2022                      |     |     |      |  | 3,818,861.37  | -----  | -----            | -----   | 2,705,801.66                    |                      |
|  | 2021                      |     |     |      |  | 4,559,621.43  | -----  | -----            | -----   | 7,129,273.26                    |                      |
|  | 2020                      |     |     |      |  | 3,269,208.06  | -----  | -----            | -----   | 2,049,643.92                    |                      |
|  | 2019                      |     |     |      |  | 1,316,719.72  | -----  | -----            | -----   | 1,060,920.73                    |                      |
|  | 2018                      |     |     |      |  | 153,461.37  | -----  | -----            | -----   | -----                           |                      |
|  | No Year                   |     |     |      |  | 19,861,555.60   | -----  | -----            | -----   | 28,640,534.09                   |                      |
|  | Subtotal                  |     | 028 | 8704 | 000                                      | 32,979,427.55   | -----  | -----            | -----   | 74,159,601.69                   |                      |
| <b>Deductions for Offsetting Receipts</b>                                |                           |     |     |      |  |   |  |                  |   |                                 |                      |
| Proprietary Receipts from the Public                                     |                           |     |     |      |  | -----   | -2,769,165,696.59  | -----            | -----   | -----                           |                      |
| Intrabudgetary Receipts Deducted by Agency                               |                           |     |     |      |  | -----   | -50,981,455,119.21   | -----            | -----   | -----                           |                      |
| Total, Offsetting Receipts   |                           |     |     |      |  | -----   | -53,750,620,815.80   | -----            | -----   | -----                           |                      |
| Total, Social Security Administration                                    |                           |     |     |      |  | 2,846,191,904,242.45  | 1,394,384,714,033.48   | -----            | 1,416,327,797,602.53  | 11,453,167.24                   | 2,824,237,367,506.16 |

Footnotes at End of Chapter



## Appropriations, Outlays, and Balances - Continued

---

### Footnotes

---

- 1 The amounts in this column, unless otherwise footnoted, represent appropriations, increases and rescissions in borrowing authority or new contract authority. Appropriation accounts with appropriation transfer activity are presented in Table 1 (Appropriations and Appropriation Transfers) at the end of this chapter.
- 2 The amounts in this column, unless otherwise footnoted, represent transfers - other than appropriation transfers, borrowings (gross), investments (net), unrealized discounts or funds held outside the Treasury.
- 3 The amounts in this column, unless otherwise footnoted, represent obligated balances canceled for fiscal year 2018 pursuant to 31 U.S.C. 1553 and adjustments to borrowing and contract authority.
- 4 Excludes \$5,395,718,000.00 refund of taxes.
- 5 Excludes \$916,254,000.00 refund of taxes.

**Footnotes**

**Table 1 - Appropriations and Appropriation Transfers - Social Security Administration**

| AID   | ATA | Period of Availability | MAIN | Net Appropriations and Appropriation Transfers | Appropriation Amount | Net Appropriation Transfers | AID Involved | ATA Involved | Period of Availability Involved | MAIN Involved | Amount From or To (-) |
|-------|-----|------------------------|------|--|----------------------|-----------------------------|--------------|--------------|---------------------------------|---------------|-----------------------|
| 028   |     | X                      | 0406 | 64,123,338,000.00                              | 64,209,338,000.00    | -86,000,000.00              | 028          |              | 2325                            | 0406          | -86,000,000.00        |
| 028   |     | 2325                   | 0406 | 86,000,000.00                                  | 0.00                 | 86,000,000.00               | 028          |              | X                               | 0406          | 86,000,000.00         |
| 028   |     | X                      | 8006 | -1,192,155,616,664.77                          | 0.00                 | -1,192,155,616,664.77       | 028          | 028          | X                               | 8006          | -1,192,155,616,664.77 |
| 028   |     | X                      | 8007 | -149,665,975,368.34                            | 0.00                 | -149,665,975,368.34         | 028          | 028          | X                               | 8007          | -149,665,975,368.34   |
| 028   | 028 | X                      | 8006 | 1,192,155,616,664.77                           | 0.00                 | 1,192,155,616,664.77        | 028          |              | X                               | 8006          | 1,192,155,616,664.77  |
| 028   | 028 | X                      | 8007 | 149,665,975,368.34                             | 0.00                 | 149,665,975,368.34          | 028          |              | X                               | 8007          | 149,665,975,368.34    |
| Total |     |                        |      | 64,209,338,000.00                              | 64,209,338,000.00    | 0.00                        |              |              |                                 |               | 0.00                  |

**This Page Left Blank Intentionally**

---

Appropriations, Outlays, and Balances - Continued

| Appropriation or Fund Account<br><br>Title   | Account Symbol            |     |     |      | Balances,<br>Beginning of<br>Fiscal Year | Appropriations<br>and Other<br>Obligational<br>Authority <sup>1</sup> | Transfers<br>Borrowings<br>and<br>Investment<br>(Net) <sup>2</sup> | Outlays<br>(Net) | Balances<br>Withdrawn<br>and Other<br>Transactions <sup>3</sup> | Balances, End<br>of Fiscal Year |                          |
|--|---------------------------|-----|-----|------|--|---|--|------------------|---|---------------------------------|--------------------------|
|  | Period of<br>Availability | ATA | AID | MAIN |  |   |  |                  |   |                                 | SUB                      |
| <b>Independent Agencies</b>  |                           |     |     |      |  |   |  |                  |   |                                 |                          |
| <b>Administrative Conference of the United States</b>                                    |                           |     |     |      |  |   |  |                  |   |                                 |                          |
| <b>General Fund Accounts</b>   |                           |     |     |      |  |   |  |                  |   |                                 |                          |
| Salaries and Expenses, Administrative Conference of the United States<br>Fund Resources: |                           |     |     |      |  |   |  |                  |   |                                 |                          |
| Undisbursed Funds  | 2023-2024                 |     | 302 | 1700 | 000                                      | -----   | 3,465,000.00   | -----            | 2,854,950.26  | -----                           | 610,049.74               |
|  | 2022-2023                 |     |     |      |  | 328,269.61  | -----  | -----            | 299,733.06  | -----                           | 28,536.55                |
|  | 2021-2022                 |     |     |      |  | 128,457.81  | -----  | -----            | 92,426.68   | -----                           | 36,031.13                |
|  | 2020-2021                 |     |     |      |  | 30,316.93   | -----  | -----            | -----   | -----                           | 30,316.93                |
|  | 2019-2020                 |     |     |      |  | 37,324.91   | -----  | -----            | -----   | -----                           | 37,324.91                |
|  | 2018-2019                 |     |     |      |  | 11,703.53   | -----  | -----            | -----   | -----                           | 11,703.53                |
|  | 2017-2018                 |     |     |      |  | 20,073.76   | -----  | -----            | -----   | 20,073.76                       | -----                    |
|  | No Year                   |     |     |      |  | 11,400.00   | -----  | -----            | -----   | -----                           | 11,400.00                |
| Total, Administrative Conference of the United States                                    |                           |     |     |      |  | 567,546.55  | 3,465,000.00   | -----            | 3,247,110.00  | 20,073.76                       | 765,362.79               |
| <b>Advisory Council on Historic Preservation</b>   |                           |     |     |      |  |   |  |                  |   |                                 |                          |
| <b>General Fund Accounts</b>   |                           |     |     |      |  |   |  |                  |   |                                 |                          |
| Salaries and Expenses, Advisory Council on Historic Preservation<br>Fund Resources:      |                           |     |     |      |  |   |  |                  |   |                                 |                          |
| Undisbursed Funds  | 2023-2024                 |     | 306 | 2300 | 000                                      | -----   | -----  | -----            | -374.71   | -----                           | 374.71                   |
|  | 2023                      |     |     |      |  | -----   | 8,585,000.00   | -----            | 7,489,077.38  | -----                           | 1,095,922.62             |
|  | 2022-2023                 |     |     |      |  | -135,783.20   | -----  | -----            | -2,098.00   | -----                           | <sup>4</sup> -133,685.20 |
|  | 2022                      |     |     |      |  | 1,361,316.74  | -----  | -----            | 1,206,239.29  | -----                           | 155,077.45               |
|  | 2021-2022                 |     |     |      |  | 51,786.68   | -----  | -----            | 51,784.66   | -----                           | 2.02                     |
|  | 2021                      |     |     |      |  | 104.61  | -----  | -----            | -----   | -----                           | 104.61                   |
|  | 2020-2021                 |     |     |      |  | 227.15  | -----  | -----            | -----   | -----                           | 227.15                   |
|  | 2020                      |     |     |      |  | 28.71   | -----  | -----            | -----   | -----                           | 28.71                    |
|  | 2019                      |     |     |      |  | 2,328.54  | -----  | -----            | -----   | -----                           | 2,328.54                 |
|  | 2003                      |     |     |      |  | -213,476.55   | -----  | -----            | -----   | -----                           | <sup>4</sup> -213,476.55 |
|  | 1999                      |     |     |      |  | -60,393.97  | -----  | -----            | -----   | -----                           | <sup>4</sup> -60,393.97  |
|  | Subtotal                  |     | 306 | 2300 | 000                                      | 1,006,138.71  | 8,585,000.00   | -----            | 8,744,628.62  | -----                           | 846,510.09               |
| <b>Trust Fund Accounts</b>   |                           |     |     |      |  |   |  |                  |   |                                 |                          |
| Donations, Advisory Council on Historic Preservation<br>Fund Resources:                  |                           |     |     |      |  |   |  |                  |   |                                 |                          |
| Undisbursed Funds  | No Year                   |     | 306 | 8298 | 000                                      | 10,000.00   | -----  | -----            | -----   | -----                           | 10,000.00                |
| Total, Advisory Council on Historic Preservation   |                           |     |     |      |  | 1,016,138.71  | 8,585,000.00   | -----            | 8,744,628.62  | -----                           | 856,510.09               |
| <b>Appalachian Regional Commission</b>   |                           |     |     |      |  |   |  |                  |   |                                 |                          |
| <b>General Fund Accounts</b>   |                           |     |     |      |  |   |  |                  |   |                                 |                          |

Footnotes at End of Chapter

## Appropriations, Outlays, and Balances - Continued

| Appropriation or Fund Account<br><br>Title  | Account Symbol            |     |     |      | Balances,<br>Beginning of<br>Fiscal Year | Appropriations<br>and Other<br>Obligational<br>Authority <sup>1</sup> | Transfers<br>Borrowings<br>and<br>Investment<br>(Net) <sup>2</sup> | Outlays<br>(Net) | Balances<br>Withdrawn<br>and Other<br>Transactions <sup>3</sup> | Balances, End<br>of Fiscal Year |                  |
|---|---------------------------|-----|-----|------|--|---|--|------------------|---|---------------------------------|------------------|
|   | Period of<br>Availability | ATA | AID | MAIN |  |   |  |                  |   |                                 | SUB              |
| Appalachian Regional Development Programs, Appalachian Regional Commission                |                           |     |     |      |  |   |  |                  |   |                                 |                  |
| Fund Resources:   |                           |     |     |      |  |   |  |                  |   |                                 |                  |
| Undisbursed Funds   | No Year                   |     | 309 | 0200 | 000                                      | 690,486,182.71  | 365,808,179.00   | -----            | 134,403,352.88  | -----                           | 921,891,008.83   |
| Rural Utilities Service, Agriculture  | No Year                   | 012 | 309 | 0200 | 020                                      | 78,728,284.80   | 24,640,975.00  | -----            | 7,754,037.70  | -----                           | 95,615,222.10    |
| Economic Development Administration, Commerce   | No Year                   | 013 | 309 | 0200 | 020                                      | 16,949,705.46   | 6,875,567.00   | -----            | 3,807,355.40  | -----                           | 20,017,917.06    |
| Federal Highway Administration, Transportation  | No Year                   | 069 | 309 | 0200 | 005                                      | 4,186,481.09  | 2,675,279.00   | -----            | 665,655.28  | -----                           | 6,196,104.81     |
| Housing and Urban Development   | No Year                   | 086 | 309 | 0200 | 000                                      | 5,956,016.67  | -----  | -----            | 84,555.27   | -----                           | 5,871,461.40     |
|   |                           |     | 309 | 0200 | 000                                      | 796,306,670.73  | 400,000,000.00   | -----            | 146,714,956.53  | -----                           | 1,049,591,714.20 |
| <b>Trust Fund Accounts</b>  |                           |     |     |      |  |   |  |                  |   |                                 |                  |
| Administrative Expenses, Appalachian Regional Commission                                  |                           |     |     |      |  |   |  |                  |   |                                 |                  |
| Fund Resources:   |                           |     |     |      |  |   |  |                  |   |                                 |                  |
| Undisbursed Funds   | No Year                   |     | 309 | 8090 | 000                                      | 413,406.00  | -----  | -----            | -----   | -----                           | 413,406.00       |
| Total, Appalachian Regional Commission  |                           |     |     |      |  | 796,720,076.73  | 400,000,000.00   | -----            | 146,714,956.53  | -----                           | 1,050,005,120.20 |
| <b>Access Board</b>   |                           |     |     |      |  |   |  |                  |   |                                 |                  |
| <b>Architectural and Transportation Barriers Compliance Board</b>                         |                           |     |     |      |  |   |  |                  |   |                                 |                  |
| <b>General Fund Accounts</b>  |                           |     |     |      |  |   |  |                  |   |                                 |                  |
| Salaries and Expenses, Access Board   |                           |     |     |      |  |   |  |                  |   |                                 |                  |
| Fund Resources:   |                           |     |     |      |  |   |  |                  |   |                                 |                  |
| Undisbursed Funds   | 2023                      |     | 310 | 3200 | 000                                      | -----   | 9,850,000.00   | -----            | 5,981,692.61  | -----                           | 3,868,307.39     |
|   | 2022                      |     |     |      |  | 3,872,670.67  | -----  | -----            | 3,151,955.04  | -----                           | 720,715.63       |
|   | 2021                      |     |     |      |  | 596,105.31  | -----  | -----            | 96,399.08   | -----                           | 499,706.23       |
|   | 2020                      |     |     |      |  | 230,765.19  | -----  | -----            | -----   | -----                           | 230,765.19       |
|   | 2019                      |     |     |      |  | 296,608.85  | -----  | -----            | -----   | -----                           | 296,608.85       |
|   | 2018                      |     |     |      |  | 92,512.77   | -----  | -----            | -----   | 92,512.77                       | -----            |
| Total, Architectural and Transportation Barriers Compliance Board                         |                           |     |     |      |  | 5,088,662.79  | 9,850,000.00   | -----            | 9,230,046.73  | 92,512.77                       | 5,616,103.29     |
| Total, Access Board   |                           |     |     |      |  | 5,088,662.79  | 9,850,000.00   | -----            | 9,230,046.73  | 92,512.77                       | 5,616,103.29     |
| <b>Barry Goldwater Scholarship and Excellence in Education Foundation</b>                 |                           |     |     |      |  |   |  |                  |   |                                 |                  |
| <b>General Fund Accounts</b>  |                           |     |     |      |  |   |  |                  |   |                                 |                  |
| Salaries and Expenses, Barry Goldwater Scholarship and Excellence in Education Foundation |                           |     |     |      |  |   |  |                  |   |                                 |                  |
| Fund Resources:   |                           |     |     |      |  |   |  |                  |   |                                 |                  |
| Undisbursed Funds   | No Year                   |     | 313 | 1535 | 000                                      | -----   | 2,000,000.00   | -----            | 706,330.00  | -----                           | 1,293,670.00     |
| <b>Trust Fund Accounts</b>  |                           |     |     |      |  |   |  |                  |   |                                 |                  |
| Trust Fund, Barry Goldwater Scholarship and Excellence in Education Foundation            |                           |     |     |      |  |   |  |                  |   |                                 |                  |
| Fund Resources:   |                           |     |     |      |  |   |  |                  |   |                                 |                  |
| Undisbursed Funds   | 2019-2025                 |     | 313 | 8281 | 000                                      | 1,733,410.00  | -----  | -----            | 1,733,410.00  | -----                           | -----            |
|   | No Year                   |     |     |      |  | 2,257,146.94  | 1,528,204.56   | 7,849,587.19     | 786,185.71  | -----                           | 10,848,752.98    |
| Unrealized Discount on Investments  |                           |     |     |      |  | -205,307.07   | -----  | -543,587.19      | -----   | -----                           | -748,894.26      |
| Investments in US Treasury Securities   |                           |     |     |      |  | 68,706,242.71   | -----  | -7,306,000.00    | -----   | -----                           | 61,400,242.71    |

Footnotes at End of Chapter

Appropriations, Outlays, and Balances - Continued

| Appropriation or Fund Account<br><br>Title   | Account Symbol            |     |     |             | Balances,<br>Beginning of<br>Fiscal Year | Appropriations<br>and Other<br>Obligational<br>Authority <sup>1</sup> | Transfers<br>Borrowings<br>and<br>Investment<br>(Net) <sup>2</sup> | Outlays<br>(Net) | Balances<br>Withdrawn<br>and Other<br>Transactions <sup>3</sup> | Balances, End<br>of Fiscal Year |                |
|--|---------------------------|-----|-----|-------------|--|---|--|------------------|---|---------------------------------|----------------|
|  | Period of<br>Availability | ATA | AID | MAIN<br>SUB |  |   |  |                  |   |                                 |                |
| <b>Deductions for Offsetting Receipts</b>  | Subtotal                  |     | 313 | 8281        | 000                                      | 72,491,492.58   | 1,528,204.56   | -----            | 2,519,595.71  | -----                           | 71,500,101.43  |
| Proprietary Receipts from the Public   |                           |     |     |             |  | -----   | -1,550.00  | -----            | -1,550.00   | -----                           | -----          |
| Total, Barry Goldwater Scholarship and Excellence in Education Foundation  |                           |     |     |             |  | 72,491,492.58   | 3,526,654.56   | -----            | 3,224,375.71  | -----                           | 72,793,771.43  |
| <b>United States Agency for Global Media</b>   |                           |     |     |             |  |   |  |                  |   |                                 |                |
| <b>General Fund Accounts</b>   |                           |     |     |             |  |   |  |                  |   |                                 |                |
| Broadcasting Capital Improvements, United States Agency for Global Media<br>Fund Resources:                        |                           |     |     |             |  |   |  |                  |   |                                 |                |
| Undisbursed Funds  | No Year                   |     | 514 | 0204        | 000                                      | 38,662,973.03   | 9,700,000.00   | -----            | 14,974,971.11   | -----                           | 33,388,001.92  |
| International Broadcasting Operations, United States Agency for Global Media<br>Fund Resources:                    |                           |     |     |             |  |   |  |                  |   |                                 |                |
| Undisbursed Funds  | 2023-2024                 |     | 514 | 0206        | 000                                      | -----   | 5,182,279.00   | -----            | -----   | -----                           | 5,182,279.00   |
|  | 2022-2024                 |     |     |             |  | 24,509,272.73   | -----  | -----            | 8,679,397.81  | -----                           | 15,829,874.92  |
|  | 2023                      |     |     |             |  | -----   | 815,698,584.00   | -----            | 705,417,471.15  | -----                           | 110,281,112.85 |
|  | 2018-2023                 |     |     |             |  | -4,000.00   | -----  | -----            | -4,000.00   | -----                           | -----          |
|  | 2022                      |     |     |             |  | 105,779,930.96  | -----  | 3,000.00         | 85,060,379.05   | -----                           | 20,722,551.91  |
|  | 2021                      |     |     |             |  | 15,956,644.35   | -----  | -----            | 5,364,144.61  | -----                           | 10,592,499.74  |
|  | 2020                      |     |     |             |  | 11,410,064.53   | -----  | -----            | 526,569.19  | -----                           | 10,883,495.34  |
|  | 2019-2020                 |     |     |             |  | 2,489.83  | -----  | -----            | -----   | -----                           | 2,489.83       |
|  | 2019                      |     |     |             |  | 13,478,808.65   | -----  | -----            | 171,998.59  | -----                           | 13,306,810.06  |
|  | 2018                      |     |     |             |  | 10,696,690.77   | -----  | -9,600,000.00    | 180,792.46  | 915,898.31                      | -----          |
|  | 2017-2018                 |     |     |             |  | 130,156.63  | -----  | -----            | -----   | 130,156.63                      | -----          |
|  | No Year                   |     |     |             |  | 43,076,970.31   | 54,119,137.00  | 7,600,000.00     | 74,058,793.24   | -----                           | 30,737,314.07  |
| Funds Held Outside the Treasury  | 2022                      |     |     |             |  | 3,000.00  | -----  | -3,000.00        | -----   | -----                           | -----          |
| Subtotal   |                           |     | 514 | 0206        | 000                                      | 225,040,028.76  | 875,000,000.00   | -2,000,000.00    | 879,455,546.10  | 1,046,054.94                    | 217,538,427.72 |
| Broadcasting to Cuba, United States Agency for Global Media<br>Fund Resources:                                     |                           |     |     |             |  |   |  |                  |   |                                 |                |
| Undisbursed Funds  | No Year                   |     | 514 | 0208        | 000                                      | 28,143.82   | -----  | -----            | -----   | -----                           | 28,143.82      |
| Buying Power Maintenance, United States Agency for Global Media<br>Fund Resources:                                 |                           |     |     |             |  |   |  |                  |   |                                 |                |
| Undisbursed Funds  | No Year                   |     | 514 | 1147        | 000                                      | 12,865,838.00   | -----  | 4,600,000.00     | -----   | -----                           | 17,465,838.00  |
| <b>Trust Fund Accounts</b>   |                           |     |     |             |  |   |  |                  |   |                                 |                |
| Foreign Service National Separation Liability Trust Fund, United States Agency for Global Media<br>Fund Resources: |                           |     |     |             |  |   |  |                  |   |                                 |                |
| Undisbursed Funds  | No Year                   |     | 514 | 8285        | 000                                      | 5,456,156.88  | 467,902.00   | -----            | 255,924.64  | -----                           | 5,668,134.24   |
| Miscellaneous Trust Fund, United States Agency for Global Media<br>Fund Resources:                                 |                           |     |     |             |  |   |  |                  |   |                                 |                |
| Undisbursed Funds  | No Year                   |     | 514 | 8286        | 000                                      | 286,005.61  | -----  | -----            | -----   | -----                           | 286,005.61     |

Footnotes at End of Chapter

## Appropriations, Outlays, and Balances - Continued

| Appropriation or Fund Account<br><br>Title   | Account Symbol            |     |     |      | Balances,<br>Beginning of<br>Fiscal Year | Appropriations<br>and Other<br>Obligational<br>Authority <sup>1</sup> | Transfers<br>Borrowings<br>and<br>Investment<br>(Net) <sup>2</sup> | Outlays<br>(Net)  | Balances<br>Withdrawn<br>and Other<br>Transactions <sup>3</sup> | Balances, End<br>of Fiscal Year |                  |
|--|---------------------------|-----|-----|------|--|---|--|-------------------|---|---------------------------------|------------------|
|  | Period of<br>Availability | ATA | AID | MAIN |  |   |  |                   |   |                                 | SUB              |
| <b>Deductions for Offsetting Receipts</b>  |                           |     |     |      |  |   |  |                   |   |                                 |                  |
| Proprietary Receipts from the Public   |                           |     |     |      | -----                                    | 29,494.74   | -----  | 29,494.74         | -----   | -----                           |                  |
| Intrabudgetary Receipts Deducted by Agency   |                           |     |     |      | -----                                    | -467,902.00   | -----  | -467,902.00       | -----   | -----                           |                  |
| Total, Offsetting Receipts   |                           |     |     |      | - 0 -                                    | -438,407.26   | -----  | -438,407.26       | -----   | - 0 -                           |                  |
| Total, United States Agency for Global Media   |                           |     |     |      | 282,339,146.10                           | 884,729,494.74  | 2,600,000.00   | 894,248,034.59    | 1,046,054.94  | 274,374,551.31                  |                  |
| <b>Bureau of Consumer Financial Protection</b>   |                           |     |     |      |  |   |  |                   |   |                                 |                  |
| <b>Special Fund Accounts</b>   |                           |     |     |      |  |   |  |                   |   |                                 |                  |
| Bureau of Consumer Financial Protection Fund, Bureau of Consumer Financial Protection Fund Resources:          |                           |     |     |      |  |   |  |                   |   |                                 |                  |
| Undisbursed Funds  | No Year                   |     | 581 | 5577 | 000                                      | 18,199,539.23   | 745,404,368.91   | -87,832,468.91    | 650,702,970.65  | -----                           | 25,068,468.58    |
| Unrealized Discount on Investments   |                           |     |     |      |  | -1,907,616.83   | -----  | -3,797,857.41     | -----   | -----                           | -5,705,474.24    |
| Investments in US Treasury Securities  |                           |     |     |      |  | 339,600,000.00  | -----  | 91,655,000.00     | -----   | -----                           | 431,255,000.00   |
| Funds Held Outside the Treasury  |                           |     |     |      |  | 336,867.41  | -----  | -24,673.68        | -----   | -----                           | 312,193.73       |
| Subtotal   |                           |     | 581 | 5577 | 000                                      | 356,228,789.81  | 745,404,368.91   | -----             | 650,702,970.65  | -----                           | 450,930,188.07   |
| Consumer Financial Civil Penalty Fund, Bureau of Consumer Financial Protection Fund Resources:                 |                           |     |     |      |  |   |  |                   |   |                                 |                  |
| Undisbursed Funds  | No Year                   |     | 581 | 5578 | 000                                      | 114,803,597.94  | 1,918,920,116.45   | -1,889,820,767.46 | 138,761,037.23  | -----                           | 5,141,909.70     |
| Funds Held Outside the Treasury  |                           |     |     |      |  | 753,023,852.29  | -----  | 1,889,820,767.46  | -----   | -----                           | 2,642,844,619.75 |
| Subtotal   |                           |     | 581 | 5578 | 000                                      | 867,827,450.23  | 1,918,920,116.45   | -----             | 138,761,037.23  | -----                           | 2,647,986,529.45 |
| <b>Deductions for Offsetting Receipts</b>  |                           |     |     |      |  |   |  |                   |   |                                 |                  |
| Proprietary Receipts from the Public   |                           |     |     |      |  | -----   | -3,076.77  | -----             | -3,076.77   | -----                           | -----            |
| Intrabudgetary Receipts Deducted by Agency   |                           |     |     |      |  | -----   | -24,132,468.91   | -----             | -24,132,468.91  | -----                           | -----            |
| Total, Offsetting Receipts   |                           |     |     |      |  | - 0 -   | -24,135,545.68   | -----             | -24,135,545.68  | -----                           | - 0 -            |
| Total, Bureau of Consumer Financial Protection   |                           |     |     |      |  | 1,224,056,240.04  | 2,640,188,939.68   | -----             | 765,328,462.20  | -----                           | 3,098,916,717.52 |
| <b>Central Intelligence Agency</b>   |                           |     |     |      |  |   |  |                   |   |                                 |                  |
| <b>General Fund Accounts</b>   |                           |     |     |      |  |   |  |                   |   |                                 |                  |
| Central Intelligence Agency Retirement and Disability System Fund, Central Intelligence Agency Fund Resources: |                           |     |     |      |  |   |  |                   |   |                                 |                  |
| Undisbursed Funds  | 2023                      |     | 056 | 3400 | 000                                      | -----   | 514,000,000.00   | -----             | 514,000,000.00  | -----                           | -----            |
| <b>Chemical Safety and Hazard Investigation Board</b>  |                           |     |     |      |  |   |  |                   |   |                                 |                  |
| <b>General Fund Accounts</b>   |                           |     |     |      |  |   |  |                   |   |                                 |                  |
| Salaries and Expenses, Chemical Safety and Hazard Investigation Board Fund Resources:                          |                           |     |     |      |  |   |  |                   |   |                                 |                  |
| Undisbursed Funds  | 2023                      |     | 510 | 3850 | 000                                      | -----   | 14,400,000.00  | -----             | 9,895,750.86  | -----                           | 4,504,249.14     |
|  | 2022                      |     |     |      |  | 3,810,309.06  | -----  | -----             | 2,174,536.95  | -----                           | 1,635,772.11     |
|  | 2021                      |     |     |      |  | 1,825,580.15  | -----  | -----             | 51,166.23   | -----                           | 1,774,413.92     |
|  | 2020                      |     |     |      |  | 2,047,229.96  | -----  | -----             | 7,587.03  | -----                           | 2,039,642.93     |

Footnotes at End of Chapter

Appropriations, Outlays, and Balances - Continued

| Appropriation or Fund Account<br><br>Title  | Account Symbol            |     |     |      | Balances,<br>Beginning of<br>Fiscal Year | Appropriations<br>and Other<br>Obligational<br>Authority <sup>1</sup> | Transfers<br>Borrowings<br>and<br>Investment<br>(Net) <sup>2</sup> | Outlays<br>(Net) | Balances<br>Withdrawn<br>and Other<br>Transactions <sup>3</sup> | Balances, End<br>of Fiscal Year |
|---|---------------------------|-----|-----|------|--|---|--|------------------|---|---------------------------------|
|   | Period of<br>Availability | ATA | AID | MAIN |  |   |  |                  |   |                                 |
|   | 2019                      |     |     |      | 1,643,969.83                             | -----   | -----  | -1,400.22        | -----   | 1,645,370.05                    |
|   | 2018                      |     |     |      | 239,789.79                               | -----   | -----  | -----            | 239,789.79  | -----                           |
|   | Subtotal                  |     | 510 | 3850 | 9,566,878.79                             | 14,400,000.00   | -----  | 12,127,640.85    | 239,789.79  | 11,599,448.15                   |
| Emergency Fund, Chemical Safety and Hazard Investigation Board<br>Fund Resources:                       |                           |     |     |      |  |   |  |                  |   |                                 |
| Undisbursed Funds   | No Year                   |     | 510 | 3851 | 844,145.00                               | -----   | -----  | -----            | -----   | 844,145.00                      |
| <b>Deductions for Offsetting Receipts</b>   |                           |     |     |      |  |   |  |                  |   |                                 |
| Proprietary Receipts from the Public  |                           |     |     |      | -----                                    | -1,110.18   | -----  | -1,110.18        | -----   | -----                           |
| Total, Chemical Safety and Hazard Investigation Board   |                           |     |     |      | 10,411,023.79                            | 14,398,889.82   | -----  | 12,126,530.67    | 239,789.79  | 12,443,593.15                   |
| <b>Christopher Columbus Fellowship Foundation</b>   |                           |     |     |      |  |   |  |                  |   |                                 |
| <b>Trust Fund Accounts</b>  |                           |     |     |      |  |   |  |                  |   |                                 |
| Christopher Columbus Scholarship Fund, Christopher Columbus Fellowship<br>Foundation<br>Fund Resources: |                           |     |     |      |  |   |  |                  |   |                                 |
| Undisbursed Funds   | No Year                   |     | 465 | 8187 | 44,916.31                                | -----   | -----  | -----            | -----   | 44,916.31                       |
| <b>Commission of Fine Arts</b>  |                           |     |     |      |  |   |  |                  |   |                                 |
| <b>General Fund Accounts</b>  |                           |     |     |      |  |   |  |                  |   |                                 |
| Salaries and Expenses, Commission of Fine Arts<br>Fund Resources:                                       |                           |     |     |      |  |   |  |                  |   |                                 |
| Undisbursed Funds   | 2023                      |     | 323 | 2600 | -----                                    | 3,661,000.00  | -----  | 2,866,085.23     | -----   | 794,914.77                      |
|   | 2022                      |     |     |      | 511,969.93                               | -----   | -----  | 275,549.61       | -----   | 236,420.32                      |
|   | 2021                      |     |     |      | 69,367.18                                | -----   | -----  | -6.00            | -----   | 69,373.18                       |
|   | 2020                      |     |     |      | 132,272.85                               | -----   | -----  | -----            | -----   | 132,272.85                      |
|   | 2019                      |     |     |      | 26,974.92                                | -----   | -----  | -----            | -----   | 26,974.92                       |
|   | 2018                      |     |     |      | 131,204.74                               | -----   | -----  | -----            | 131,204.74  | -----                           |
|   | No Year                   |     |     |      | 215,952.27                               | -----   | -----  | -722.25          | -----   | 216,674.52                      |
|   | Subtotal                  |     | 323 | 2600 | 1,087,741.89                             | 3,661,000.00  | -----  | 3,140,906.59     | 131,204.74  | 1,476,630.56                    |
| National Capital Arts and Cultural Affairs, Commission of Fine Arts<br>Fund Resources:                  |                           |     |     |      |  |   |  |                  |   |                                 |
| Undisbursed Funds   | 2023                      |     | 323 | 2602 | -----                                    | 5,000,000.00  | -----  | 5,000,000.00     | -----   | -----                           |
|   | 2019                      |     |     |      | 0.02                                     | -----   | -----  | -----            | -----   | 0.02                            |
|   | Subtotal                  |     | 323 | 2602 | 0.02                                     | 5,000,000.00  | -----  | 5,000,000.00     | -----   | 0.02                            |
| Total, Commission of Fine Arts  |                           |     |     |      | 1,087,741.91                             | 8,661,000.00  | -----  | 8,140,906.59     | 131,204.74  | 1,476,630.58                    |
| <b>Commission on Civil Rights</b>   |                           |     |     |      |  |   |  |                  |   |                                 |
| <b>General Fund Accounts</b>  |                           |     |     |      |  |   |  |                  |   |                                 |
| Salaries and Expenses, Commission on Civil Rights<br>Fund Resources:                                    |                           |     |     |      |  |   |  |                  |   |                                 |
| Undisbursed Funds   | 2023                      |     | 326 | 1900 | -----                                    | 14,350,000.00   | -----  | 10,449,341.98    | -----   | 3,900,658.02                    |
|   | 2022                      |     |     |      | 2,637,979.03                             | -----   | -----  | 1,993,609.55     | -----   | 644,369.48                      |
|   | 2021                      |     |     |      | 933,816.17                               | -----   | -----  | 237,509.18       | -----   | 696,306.99                      |

Footnotes at End of Chapter



## Appropriations, Outlays, and Balances - Continued

| Appropriation or Fund Account<br><br>Title   | Account Symbol            |     |     |      | Balances,<br>Beginning of<br>Fiscal Year | Appropriations<br>and Other<br>Obligational<br>Authority <sup>1</sup> | Transfers<br>Borrowings<br>and<br>Investment<br>(Net) <sup>2</sup> | Outlays<br>(Net) | Balances<br>Withdrawn<br>and Other<br>Transactions <sup>3</sup> | Balances, End<br>of Fiscal Year |                |
|--|---------------------------|-----|-----|------|--|---|--|------------------|---|---------------------------------|----------------|
|  | Period of<br>Availability | ATA | AID | MAIN |  |   |  |                  |   |                                 | SUB            |
|  | 2020                      |     |     |      | 284,665.30                               | -----   | -----  | -----            | -----   | 284,665.30                      |                |
|  | 2019                      |     |     |      | 224,250.43                               | -----   | -----  | -834.00          | -----   | 225,084.43                      |                |
|  | 2018                      |     |     |      | 227,640.21                               | -----   | -----  | 4,165.00         | 223,475.21  | -----                           |                |
| Total, Commission on Civil Rights  |                           |     |     |      | 4,308,351.14                             | 14,350,000.00   | -----  | 12,683,791.71    | 223,475.21  | 5,751,084.22                    |                |
| <b>Committee for Purchase from People who are Blind or Severely Disabled</b>                 |                           |     |     |      |  |   |  |                  |   |                                 |                |
| <b>General Fund Accounts</b>   |                           |     |     |      |  |   |  |                  |   |                                 |                |
| Salaries and Expenses, Committee for Purchase from People Who Are Blind or Severely Disabled |                           |     |     |      |  |   |  |                  |   |                                 |                |
| Fund Resources:  |                           |     |     |      |  |   |  |                  |   |                                 |                |
| Undisbursed Funds  | 2023                      |     | 338 | 2000 | 000                                      | -----   | 13,124,000.00  | -----            | 8,383,500.04  | -----                           | 4,740,499.96   |
|  | 2022                      |     |     |      |  | 2,310,930.55  | -----  | -----            | 895,982.84  | -----                           | 1,414,947.71   |
|  | 2021                      |     |     |      |  | 688,871.04  | -----  | -----            | 226,018.71  | -----                           | 462,852.33     |
|  | 2020                      |     |     |      |  | 449,737.25  | -----  | -----            | 12,647.05   | -----                           | 437,090.20     |
|  | 2019                      |     |     |      |  | 154,220.33  | -----  | -----            | -1,475.75   | -----                           | 155,696.08     |
|  | 2018                      |     |     |      |  | 174,672.94  | -----  | -----            | -----   | 174,672.94                      | -----          |
|  | No Year                   |     |     |      |  | -----   | -----  | 1,781,000.00     | -----   | -----                           | 1,462,723.77   |
| Total, Committee for Purchase from People who are Blind or Severely Disabled                 |                           |     |     |      |  | 3,778,432.11  | 13,124,000.00  | 1,781,000.00     | 9,834,949.12  | 174,672.94                      | 8,673,810.05   |
| <b>Commodity Futures Trading Commission</b>  |                           |     |     |      |  |   |  |                  |   |                                 |                |
| <b>General Fund Accounts</b>   |                           |     |     |      |  |   |  |                  |   |                                 |                |
| Expenses, Commodity Futures Trading Commission   |                           |     |     |      |  |   |  |                  |   |                                 |                |
| Fund Resources:  |                           |     |     |      |  |   |  |                  |   |                                 |                |
| Undisbursed Funds  | 2023-2024                 |     | 339 | 1400 | 000                                      | -----   | 20,000,000.00  | -----            | 4,030,438.46  | -----                           | 15,969,561.54  |
|  | 2023                      |     |     |      |  | -----   | 326,046,558.00   | -----            | 254,688,038.71  | -----                           | 71,358,519.29  |
|  | 2022-2023                 |     |     |      |  | 14,768,605.38   | -----  | -----            | 13,251,281.26   | -----                           | 1,517,324.12   |
|  | 2022                      |     |     |      |  | 48,368,885.60   | -----  | -----            | 43,987,811.81   | -----                           | 4,381,073.79   |
|  | 2021-2022                 |     |     |      |  | 2,358,309.65  | -----  | -----            | 324,616.57  | -----                           | 2,033,693.08   |
|  | 2021                      |     |     |      |  | 3,067,777.09  | -----  | -----            | 672,448.87  | -----                           | 2,395,328.22   |
|  | 2020-2021                 |     |     |      |  | 688,828.57  | -----  | -----            | -5,386.73   | -----                           | 694,215.30     |
|  | 2020                      |     |     |      |  | 3,241,907.56  | -----  | -----            | 55,778.20   | -----                           | 3,186,129.36   |
|  | 2019-2020                 |     |     |      |  | 662,760.64  | -----  | -----            | -10,557.54  | -----                           | 673,318.18     |
|  | 2019                      |     |     |      |  | 2,924,950.87  | -----  | -----            | 29,507.62   | -----                           | 2,895,443.25   |
|  | 2018-2019                 |     |     |      |  | 427,424.98  | -----  | -----            | -1,429.54   | -----                           | 428,854.52     |
|  | 2018                      |     |     |      |  | 2,046,170.49  | -----  | -----            | -3,692.64   | 2,049,863.13                    | -----          |
|  | 2017-2018                 |     |     |      |  | 545,438.43  | -----  | -----            | -----   | 545,438.43                      | -----          |
|  | 2013-2014                 |     |     |      |  | -3,043,740.78   | -----  | -----            | -----   | -----                           | -3,043,740.78  |
|  | No Year                   |     |     |      |  | 77,490,047.53   | -----  | -----            | 4,495,525.40  | -----                           | 72,994,522.13  |
|  | Subtotal                  |     | 339 | 1400 | 000                                      | 153,547,366.01  | 346,046,558.00   | -----            | 321,514,380.45  | 2,595,301.56                    | 175,484,242.00 |

Footnotes at End of Chapter

Appropriations, Outlays, and Balances - Continued

| Appropriation or Fund Account<br><br>Title   | Account Symbol            |     |     |      | Balances,<br>Beginning of<br>Fiscal Year | Appropriations<br>and Other<br>Obligational<br>Authority <sup>1</sup> | Transfers<br>Borrowings<br>and<br>Investment<br>(Net) <sup>2</sup> | Outlays<br>(Net) | Balances<br>Withdrawn<br>and Other<br>Transactions <sup>3</sup> | Balances, End<br>of Fiscal Year |                |
|--|---------------------------|-----|-----|------|--|---|--|------------------|---|---------------------------------|----------------|
|  | Period of<br>Availability | ATA | AID | MAIN |  |   |  |                  |   |                                 | SUB            |
| Expenses, Commodity Futures Trading Commission, Unliquidating<br>Deficiency<br>Fund Resources:<br>Undisbursed Funds                            | No Year                   |     | 339 | 1402 | 000                                      | 26,877.31   | 18,953,442.00  | -----            | 18,953,442.00   | -----                           | 26,877.31      |
| Expenses, Customer Protection, Commodity Futures Trading Commission<br>Fund Resources:<br>Undisbursed Funds                                    | 2021-2025                 |     | 339 | 1534 | 000                                      | -----   | -----  | 8,881,977.06     | -----   | -----                           | 8,881,977.06   |
|  | 2021-2023                 |     |     |      |  | 8,881,977.06  | -----  | -8,881,977.06    | -----   | -----                           | -----          |
|  | Subtotal                  |     | 339 | 1534 | 000                                      | 8,881,977.06  | -----  | -----            | -----   | -----                           | 8,881,977.06   |
| <b>Public Enterprise Funds</b>   |                           |     |     |      |  |   |  |                  |   |                                 |                |
| Commodity Futures Trading Commission Customer Protection Fund,<br>Commodity Futures Trading Commission<br>Fund Resources:<br>Undisbursed Funds | No Year                   |     | 339 | 4334 | 000                                      | 9,280,895.69  | -----  | 6,600,000.00     | -7,422,573.02   | -----                           | 23,303,468.71  |
| Investments in US Treasury Securities  |                           |     |     |      |  | 286,000,000.00  | -----  | -6,600,000.00    | -----   | -----                           | 279,400,000.00 |
|  | Subtotal                  |     | 339 | 4334 | 000                                      | 295,280,895.69  | -----  | -----            | -7,422,573.02   | -----                           | 302,703,468.71 |
| <b>Deductions for Offsetting Receipts</b>  |                           |     |     |      |  |   |  |                  |   |                                 |                |
| Proprietary Receipts from the Public   |                           |     |     |      |  | -----   | -5,993.93  | -----            | -5,993.93   | -----                           | -----          |
| Total, Commodity Futures Trading Commission  |                           |     |     |      |  | 457,737,116.07  | 364,994,006.07   | -----            | 333,039,255.50  | 2,595,301.56                    | 487,096,565.08 |
| <b>Consumer Product Safety Commission</b>  |                           |     |     |      |  |   |  |                  |   |                                 |                |
| <b>General Fund Accounts</b>   |                           |     |     |      |  |   |  |                  |   |                                 |                |
| Salaries and Expenses, Consumer Product Safety Commission<br>Fund Resources:<br>Undisbursed Funds  | 2021-2026                 |     | 061 | 0100 | 000                                      | 40,314,345.68   | -----  | -----            | 17,045,970.34   | -----                           | 23,268,375.34  |
|  | 2023                      |     |     |      |  | -----   | 148,500,000.00   | -----            | 116,625,014.94  | -----                           | 31,874,985.06  |
|  | 2022                      |     |     |      |  | 27,945,156.81   | -----  | -----            | 24,207,468.25   | -----                           | 3,737,688.56   |
|  | 2021                      |     |     |      |  | 5,028,832.08  | -----  | -----            | 2,751,285.19  | -----                           | 2,277,546.89   |
|  | 2020                      |     |     |      |  | 1,966,721.75  | -----  | -----            | 137,781.40  | -----                           | 1,828,940.35   |
|  | 2019                      |     |     |      |  | 1,264,157.52  | -----  | -----            | 25,183.14   | -----                           | 1,238,974.38   |
|  | 2018                      |     |     |      |  | 1,692,493.42  | -----  | -----            | 610,335.05  | 1,082,158.37                    | -----          |
|  | No Year                   |     |     |      |  | 5,297,272.54  | 4,000,000.00   | -----            | 945,254.43  | -----                           | 8,352,018.11   |
|  | Subtotal                  |     | 061 | 0100 | 000                                      | 83,508,979.80   | 152,500,000.00   | -----            | 162,348,292.74  | 1,082,158.37                    | 72,578,528.69  |
| <b>Trust Fund Accounts</b>   |                           |     |     |      |  |   |  |                  |   |                                 |                |
| Gifts and Donations, Consumer Product Safety Commission<br>Fund Resources:<br>Undisbursed Funds  | No Year                   |     | 061 | 8079 | 000                                      | 18,953.01   | -----  | -----            | -----   | -----                           | 18,953.01      |
| <b>Deductions for Offsetting Receipts</b>  |                           |     |     |      |  |   |  |                  |   |                                 |                |
| Proprietary Receipts from the Public   |                           |     |     |      |  | -----   | -28,218.88   | -----            | -28,218.88  | -----                           | -----          |
| Total, Consumer Product Safety Commission  |                           |     |     |      |  | 83,527,932.81   | 152,471,781.12   | -----            | 162,320,073.86  | 1,082,158.37                    | 72,597,481.70  |

Footnotes at End of Chapter

## Appropriations, Outlays, and Balances - Continued

| Appropriation or Fund Account<br><br>Title  | Account Symbol            |     |     |      | Balances,<br>Beginning of<br>Fiscal Year | Appropriations<br>and Other<br>Obligational<br>Authority <sup>1</sup> | Transfers<br>Borrowings<br>and<br>Investment<br>(Net) <sup>2</sup> | Outlays<br>(Net) | Balances<br>Withdrawn<br>and Other<br>Transactions <sup>3</sup> | Balances, End<br>of Fiscal Year |
|---|---------------------------|-----|-----|------|--|---|--|------------------|---|---------------------------------|
|   | Period of<br>Availability | ATA | AID | MAIN |  |   |  |                  |   |                                 |
| <b>Corporation for National and Community Service</b>                                 |                           |     |     |      |  |   |  |                  |   |                                 |
| <b>General Fund Accounts</b>  |                           |     |     |      |  |   |  |                  |   |                                 |
| Office of Inspector General, Corporation for National and Community Service           |                           |     |     |      |  |   |  |                  |   |                                 |
| Fund Resources:   |                           |     |     |      |  |   |  |                  |   |                                 |
| Undisbursed Funds   | 2021-2026                 |     | 485 | 2721 | 000                                      | 8,631,378.88  | -----  | 1,166,966.78     | -----   | 7,464,412.10                    |
|   | 2023                      |     |     |      |  | -----   | 7,595,000.00   | -----            | 5,247,213.11  | -----                           |
|   | 2022                      |     |     |      |  | 1,477,352.94  | -----  | 894,055.62       | -----   | 583,297.32                      |
|   | 2021                      |     |     |      |  | 716,761.74  | -----  | 2,381.80         | -----   | 714,379.94                      |
|   | 2020-2021                 |     |     |      |  | 579,707.47  | -----  | 143,506.66       | -----   | 436,200.81                      |
|   | 2020                      |     |     |      |  | 54,532.37   | -----  | -----            | -----   | 54,532.37                       |
|   | 2019                      |     |     |      |  | 334,369.25  | -----  | -----            | -----   | 334,369.25                      |
|   | 2018                      |     |     |      |  | 481,745.08  | -----  | -----            | 481,745.08  | -----                           |
|   | Subtotal                  |     | 485 | 2721 | 000                                      | 12,275,847.73   | 7,595,000.00   | 7,454,123.97     | 481,745.08  | 11,934,978.68                   |
| Salaries and Expenses, Corporation for National and Community Service                 |                           |     |     |      |  |   |  |                  |   |                                 |
| Fund Resources:   |                           |     |     |      |  |   |  |                  |   |                                 |
| Undisbursed Funds   | 2021-2025                 |     | 485 | 2722 | 000                                      | 6,863,698.48  | -----  | 1,403,218.34     | -----   | 5,460,480.14                    |
|   | 2021-2024                 |     |     |      |  | 60,290,716.53   | -----  | 23,419,391.36    | -----   | 36,871,325.17                   |
|   | 2023                      |     |     |      |  | -----   | 99,686,000.00  | -----            | 67,885,834.18   | -----                           |
|   | 2022                      |     |     |      |  | 20,888,148.65   | -----  | 17,893,899.56    | -----   | 2,994,249.09                    |
|   | 2021                      |     |     |      |  | 6,419,479.54  | -----  | 816,501.95       | -----   | 5,602,977.59                    |
|   | 2020-2021                 |     |     |      |  | 452,129.21  | -----  | -11,881.00       | -----   | 464,010.21                      |
|   | 2020                      |     |     |      |  | 3,626,389.29  | -----  | -16,015.56       | -----   | 3,642,404.85                    |
|   | 2019                      |     |     |      |  | 2,887,100.17  | -----  | -22,065.09       | -----   | 2,909,165.26                    |
|   | 2018                      |     |     |      |  | 3,331,596.77  | -----  | -----            | 9,475.00  | 3,322,121.77                    |
|   | No Year                   |     |     |      |  | 7,000,000.00  | -----  | 5,000,000.00     | -----   | 8,688,030.99                    |
|   | Subtotal                  |     | 485 | 2722 | 000                                      | 111,759,258.64  | 99,686,000.00  | 5,000,000.00     | 114,690,327.75  | 3,322,121.77                    |
| Vista Advance Payment Revolving Fund, Corporation for National and Community Service  |                           |     |     |      |  |   |  |                  |   |                                 |
| Fund Resources:   |                           |     |     |      |  |   |  |                  |   |                                 |
| Undisbursed Funds   | No Year                   |     | 485 | 2723 | 000                                      | 3,213,190.55  | -----  | 203,237.35       | -----   | 3,009,953.20                    |
| Payment to the National Service Trust, Corporation for National and Community Service |                           |     |     |      |  |   |  |                  |   |                                 |
| Fund Resources:   |                           |     |     |      |  |   |  |                  |   |                                 |
| Undisbursed Funds   | No Year                   |     | 485 | 2726 | 000                                      | -----   | 230,000,000.00   | -----            | 230,000,000.00  | -----                           |
| Operating Expenses, Corporation for National and Community Service                    |                           |     |     |      |  |   |  |                  |   |                                 |
| Fund Resources:   |                           |     |     |      |  |   |  |                  |   |                                 |
| Undisbursed Funds   | 2021-2025                 |     | 485 | 2728 | 000                                      | 99,857,504.35   | -----  | -54,153,428.88   | -----   | 154,010,933.23                  |
|   | 2021-2024                 |     |     |      |  | 715,991,659.88  | -70,139,349.00   | 201,312,557.54   | -----   | 444,539,753.34                  |
|   | 2023                      |     |     |      |  | -----   | 975,525,000.00   | -----            | 125,041,567.65  | -----                           |
|   | 2022                      |     |     |      |  | 745,753,535.07  | -----  | 326,152,765.05   | -----   | 419,600,770.02                  |
|   | 2021                      |     |     |      |  | 293,864,354.74  | -----  | 154,140,596.16   | -----   | 139,723,758.58                  |

Footnotes at End of Chapter

Appropriations, Outlays, and Balances - Continued

| Appropriation or Fund Account<br><br>Title  | Account Symbol            |     |     |      | Balances,<br>Beginning of<br>Fiscal Year | Appropriations<br>and Other<br>Obligational<br>Authority <sup>1</sup> | Transfers<br>Borrowings<br>and<br>Investment<br>(Net) <sup>2</sup> | Outlays<br>(Net) | Balances<br>Withdrawn<br>and Other<br>Transactions <sup>3</sup> | Balances, End<br>of Fiscal Year |                  |
|---|---------------------------|-----|-----|------|--|---|--|------------------|---|---------------------------------|------------------|
|   | Period of<br>Availability | ATA | AID | MAIN |  |   |  |                  |   |                                 | SUB              |
|   | 2020-2021                 |     |     |      | 3,396,769.05                             | -----   | -----  | 1,133,840.61     | -----   | 2,262,928.44                    |                  |
|   | 2020                      |     |     |      | 112,630,429.95                           | -----   | -----  | 21,575,555.87    | -----   | 91,054,874.08                   |                  |
|   | 2019                      |     |     |      | 54,001,521.75                            | -----   | -----  | 2,960,949.61     | -----   | 51,040,572.14                   |                  |
|   | 2018                      |     |     |      | 50,971,399.50                            | -----   | -----  | 26,009,972.45    | 24,961,427.05   | -----                           |                  |
|   | No Year                   |     |     |      | 2,953,317.19                             | -----   | -----  | 710,789.46       | -----   | 2,242,527.73                    |                  |
|   | Subtotal                  |     | 485 | 2728 | 000                                      | 2,079,420,491.48  | 905,385,651.00   | -----            | 804,885,165.52  | 24,961,427.05                   | 2,154,959,549.91 |
| <b>Trust Fund Accounts</b>  |                           |     |     |      |  |   |  |                  |   |                                 |                  |
| National Service Trust, Corporation for National and Community Service<br>Fund Resources:                                       |                           |     |     |      |  |   |  |                  |   |                                 |                  |
| Undisbursed Funds   | No Year                   |     | 485 | 8267 | 000                                      | 353,062,884.32  | 276,536,013.56   | -299,457,996.34  | 110,632,508.06  | -----                           | 219,508,393.48   |
| Unrealized Discount on Investments  |                           |     |     |      | -14,207,115.34                           | -----   | -----  | -39,449,640.73   | -----   | -----                           | -53,656,756.07   |
| Investments in US Treasury Securities   |                           |     |     |      | 1,087,564,403.10                         | -----   | -----  | 338,907,637.07   | -----   | -----                           | 1,426,472,040.17 |
|   | Subtotal                  |     | 485 | 8267 | 000                                      | 1,426,420,172.08  | 276,536,013.56   | -----            | 110,632,508.06  | -----                           | 1,592,323,677.58 |
| Gifts and Contributions, Corporation for National and Community<br>Service<br>Fund Resources:                                   |                           |     |     |      |  |   |  |                  |   |                                 |                  |
| Undisbursed Funds   | No Year                   |     | 485 | 8981 | 000                                      | 451,087.96  | 9,682.07   | -----            | 705.17  | -----                           | 460,064.86       |
| <b>Deductions for Offsetting Receipts</b>   |                           |     |     |      |  |   |  |                  |   |                                 |                  |
| Proprietary Receipts from the Public  |                           |     |     |      | -----                                    | -731,330.34   | -----  | -731,330.34      | -----   | -----                           |                  |
| Intrabudgetary Receipts Deducted by Agency  |                           |     |     |      | -----                                    | -255,722,622.22   | -----  | -255,722,622.22  | -----   | -----                           |                  |
| Total, Offsetting Receipts  |                           |     |     |      | - 0 -                                    | -256,453,952.56   | -----  | -256,453,952.56  | -----   | - 0 -                           |                  |
| Total, Corporation for National and Community Service   |                           |     |     |      | 3,633,540,048.44                         | 1,262,758,394.07  | 5,000,000.00   | 1,011,412,115.26 | 28,765,293.90   | 3,861,121,033.35                |                  |
| <b>Corporation for Public Broadcasting</b>  |                           |     |     |      |  |   |  |                  |   |                                 |                  |
| <b>General Fund Accounts</b>  |                           |     |     |      |  |   |  |                  |   |                                 |                  |
| Public Broadcasting Fund, Corporation for Public Broadcasting, Treasury<br>Fund Resources:                                      |                           |     |     |      |  |   |  |                  |   |                                 |                  |
| Undisbursed Funds   | 2023                      |     | 020 | 0151 | 000                                      | -----   | 535,000,000.00   | -----            | 535,000,000.00  | -----                           | -----            |
| <b>Corporation for Travel Promotion</b>   |                           |     |     |      |  |   |  |                  |   |                                 |                  |
| <b>Special Fund Accounts</b>  |                           |     |     |      |  |   |  |                  |   |                                 |                  |
| Travel Promotion Fund, Corporation for Travel Promotion<br>Fund Resources:  |                           |     |     |      |  |   |  |                  |   |                                 |                  |
| Undisbursed Funds   | No Year                   |     | 580 | 5585 | 000                                      | 52,518,274.00   | 95,039,223.00  | -----            | 28,392,353.00   | -----                           | 119,165,144.00   |
| <b>Council of the Inspectors General on Integrity and Efficiency</b>  |                           |     |     |      |  |   |  |                  |   |                                 |                  |
| <b>General Fund Accounts</b>  |                           |     |     |      |  |   |  |                  |   |                                 |                  |
| Pandemic Response Accountability Committee, Council of the Inspectors<br>General on Integrity and Efficiency<br>Fund Resources: |                           |     |     |      |  |   |  |                  |   |                                 |                  |
| Undisbursed Funds   | 2021-2025                 |     | 542 | 1654 | 000                                      | 26,099,827.55   | -----  | -----            | 4,051,324.45  | -----                           | 22,048,503.10    |
|   | No Year                   |     |     |      | 48,143,087.63                            | -----   | -----  | -----            | 22,146,842.05   | -----                           | 25,996,245.58    |

Footnotes at End of Chapter

## Appropriations, Outlays, and Balances - Continued

| Appropriation or Fund Account<br><br>Title   | Account Symbol            |     |     |      | Balances,<br>Beginning of<br>Fiscal Year | Appropriations<br>and Other<br>Obligational<br>Authority <sup>1</sup> | Transfers<br>Borrowings<br>and<br>Investment<br>(Net) <sup>2</sup> | Outlays<br>(Net) | Balances<br>Withdrawn<br>and Other<br>Transactions <sup>3</sup> | Balances, End<br>of Fiscal Year |                |
|--|---------------------------|-----|-----|------|--|---|--|------------------|---|---------------------------------|----------------|
|  | Period of<br>Availability | ATA | AID | MAIN |  |   |  |                  |   |                                 | SUB            |
| <b>Intragovernmental Funds</b>   | Subtotal                  |     | 542 | 1654 | 000                                      | 74,242,915.18   | -----  | -----            | 26,198,166.50   | -----                           | 48,044,748.68  |
| Inspectors General Council Fund, Council of the Inspectors General on Integrity and Efficiency<br>Fund Resources:                            |                           |     |     |      |  |   |  |                  |   |                                 |                |
| Undisbursed Funds  | No Year                   |     | 542 | 4592 | 000                                      | 23,400,535.39   | 850,000.00   | -----            | -89,217.55  | -----                           | 24,339,752.94  |
| Total, Council of the Inspectors General on Integrity and Efficiency   |                           |     |     |      |  | 97,643,450.57   | 850,000.00   | -----            | 26,108,948.95   | -----                           | 72,384,501.62  |
| <b>Court Services and Offender Supervision Agency for the District of Columbia</b>   |                           |     |     |      |  |   |  |                  |   |                                 |                |
| <b>General Fund Accounts</b>   |                           |     |     |      |  |   |  |                  |   |                                 |                |
| Salaries and Expenses, Federal Payment to the Court Services and Offender Supervision Agency for the District of Columbia<br>Fund Resources: |                           |     |     |      |  |   |  |                  |   |                                 |                |
| Undisbursed Funds  | 2023-2025                 |     | 511 | 1734 | 000                                      | -----   | 8,796,000.00   | -----            | -----   | -----                           | 8,796,000.00   |
|  | 2022-2024                 |     |     |      |  | 22,051,000.00   | -----  | -----            | -----   | -----                           | 22,051,000.00  |
|  | 2023                      |     |     |      |  | -----   | 276,220,000.00   | -----            | 209,361,216.53  | -----                           | 66,858,783.47  |
|  | 2021-2023                 |     |     |      |  | 459,000.00  | -----  | -----            | -----   | -----                           | 459,000.00     |
|  | 2022                      |     |     |      |  | 68,449,791.89   | -----  | -----            | 48,212,367.71   | -----                           | 20,237,424.18  |
|  | 2020-2022                 |     |     |      |  | 4,816,000.00  | -----  | -----            | -----   | -----                           | 4,816,000.00   |
|  | 2021                      |     |     |      |  | 22,809,143.88   | -----  | -----            | 3,343,977.68  | -----                           | 19,465,166.20  |
|  | 2019-2021                 |     |     |      |  | 13,223,000.00   | -----  | -----            | -----   | -----                           | 13,223,000.00  |
|  | 2020                      |     |     |      |  | 18,209,999.05   | -----  | -----            | -641,394.96   | -----                           | 18,851,394.01  |
|  | 2019-2020                 |     |     |      |  | 169,787.90  | -----  | -----            | 169,648.23  | -----                           | 139.67         |
|  | 2019                      |     |     |      |  | 15,893,799.08   | -----  | -----            | 478,547.56  | -----                           | 15,415,251.52  |
|  | 2018-2019                 |     |     |      |  | -39,729.91  | -----  | -----            | -39,729.91  | -----                           | -----          |
|  | 2018                      |     |     |      |  | 11,483,789.18   | -----  | -----            | 38,394.46   | 11,445,394.72                   | -----          |
|  | 2017-2018                 |     |     |      |  | 117,977.83  | -----  | -----            | -----   | 117,977.83                      | -----          |
|  | 2016-2018                 |     |     |      |  | 625,836.67  | -----  | -----            | -26,029.00  | 651,865.67                      | -----          |
| Total, Court Services and Offender Supervision Agency for the District of Columbia   |                           |     |     |      |  | 178,269,395.57  | 285,016,000.00   | -----            | 260,896,998.30  | 12,215,238.22                   | 190,173,159.05 |
| <b>Defense Nuclear Facilities Safety Board</b>   |                           |     |     |      |  |   |  |                  |   |                                 |                |
| <b>Consolidated Working Funds</b>  |                           |     |     |      |  |   |  |                  |   |                                 |                |
| Salaries and Expenses, Defense Nuclear Facilities Safety Board<br>Fund Resources:  |                           |     |     |      |  |   |  |                  |   |                                 |                |
| Undisbursed Funds  | 2023-2024                 |     | 347 | 3900 | 000                                      | -----   | 41,401,000.00  | -----            | 27,969,164.23   | -----                           | 13,431,835.77  |
|  | 2022-2023                 |     |     |      |  | 12,389,178.90   | -----  | -----            | 10,724,917.54   | -----                           | 1,664,261.36   |
|  | 2021-2022                 |     |     |      |  | 901,803.29  | -----  | -----            | 642,024.50  | -----                           | 259,778.79     |
|  | 2020-2021                 |     |     |      |  | 382,559.23  | -----  | -----            | -1,655.80   | -----                           | 384,215.03     |
|  | 2019-2020                 |     |     |      |  | 423,638.34  | -----  | -----            | -----   | -----                           | 423,638.34     |
|  | 2018-2019                 |     |     |      |  | 391,048.33  | -----  | -----            | -----   | -----                           | 391,048.33     |
|  | 2017-2018                 |     |     |      |  | 242,976.44  | -----  | -----            | -----   | 242,976.44                      | -----          |

Footnotes at End of Chapter

Appropriations, Outlays, and Balances - Continued

| Appropriation or Fund Account<br><br>Title  | Account Symbol            |     |     |             | Balances,<br>Beginning of<br>Fiscal Year | Appropriations<br>and Other<br>Obligational<br>Authority <sup>1</sup> | Transfers<br>Borrowings<br>and<br>Investment<br>(Net) <sup>2</sup> | Outlays<br>(Net) | Balances<br>Withdrawn<br>and Other<br>Transactions <sup>3</sup> | Balances, End<br>of Fiscal Year |
|---|---------------------------|-----|-----|-------------|--|---|--|------------------|---|---------------------------------|
|   | Period of<br>Availability | ATA | AID | MAIN<br>SUB |  |   |  |                  |   |                                 |
|   | No Year                   |     |     |             | 2,139,487.82                             | -----   | -----  | 37,841.31        | -----   | 2,101,646.51                    |
|   | Subtotal                  |     | 347 | 3900        | 16,870,692.35                            | 41,401,000.00   | -----  | 39,372,291.78    | 242,976.44  | 18,656,424.13                   |
| <b>Deductions for Offsetting Receipts</b>   |                           |     |     |             |  |   |  |                  |   |                                 |
| Proprietary Receipts from the Public  |                           |     |     |             | -----                                    | -230.00   | -----  | -230.00          | -----   | -----                           |
| Total, Defense Nuclear Facilities Safety Board  |                           |     |     |             | 16,870,692.35                            | 41,400,770.00   | -----  | 39,372,061.78    | 242,976.44  | 18,656,424.13                   |
| <b>Delta Regional Authority</b>   |                           |     |     |             |  |   |  |                  |   |                                 |
| <b>General Fund Accounts</b>  |                           |     |     |             |  |   |  |                  |   |                                 |
| Salaries and Expenses, Delta Regional Authority   |                           |     |     |             |  |   |  |                  |   |                                 |
| Fund Resources:   |                           |     |     |             |  |   |  |                  |   |                                 |
| Undisbursed Funds   | No Year                   |     | 517 | 0750        | 239,530,201.51                           | 30,100,000.00   | 5,660,286.00   | 28,130,452.75    | -----   | 247,160,034.76                  |
| Agriculture   | No Year                   | 012 | 517 | 0750        | 64,569.29                                | -----   | -----  | -----            | -----   | 64,569.29                       |
| Total, Delta Regional Authority   |                           |     |     |             | 239,594,770.80                           | 30,100,000.00   | 5,660,286.00   | 28,130,452.75    | -----   | 247,224,604.05                  |
| <b>Denali Commission</b>  |                           |     |     |             |  |   |  |                  |   |                                 |
| <b>General Fund Accounts</b>  |                           |     |     |             |  |   |  |                  |   |                                 |
| Expenses, Denali Commission   |                           |     |     |             |  |   |  |                  |   |                                 |
| Fund Resources:   |                           |     |     |             |  |   |  |                  |   |                                 |
| Undisbursed Funds   | No Year                   |     | 513 | 1200        | 144,246,692.12                           | 42,854,876.00   | -----  | 29,741,704.57    | -----   | 157,359,863.55                  |
| <b>Special Fund Accounts</b>  |                           |     |     |             |  |   |  |                  |   |                                 |
| Gifts and Donations, Denali Commission  |                           |     |     |             |  |   |  |                  |   |                                 |
| Fund Resources:   |                           |     |     |             |  |   |  |                  |   |                                 |
| Undisbursed Funds   | No Year                   |     | 513 | 5605        | 101,181.00                               | -----   | -----  | -----            | -----   | 101,181.00                      |
| <b>Trust Fund Accounts</b>  |                           |     |     |             |  |   |  |                  |   |                                 |
| Denali Commission Trust Fund  |                           |     |     |             |  |   |  |                  |   |                                 |
| Fund Resources:   |                           |     |     |             |  |   |  |                  |   |                                 |
| Undisbursed Funds   | No Year                   |     | 513 | 8056        | 11,922,431.22                            | 3,529,012.54  | -----  | 5,965,039.75     | -----   | 9,486,404.01                    |
| Total, Denali Commission  |                           |     |     |             | 156,270,304.34                           | 46,383,888.54   | -----  | 35,706,744.32    | -----   | 166,947,448.56                  |
| <b>District of Columbia</b>   |                           |     |     |             |  |   |  |                  |   |                                 |
| <b>District of Columbia Courts</b>  |                           |     |     |             |  |   |  |                  |   |                                 |
| <b>General Fund Accounts</b>  |                           |     |     |             |  |   |  |                  |   |                                 |
| Federal Payment to the District of Columbia Judicial Survivors and Annuity Fund, Treasury |                           |     |     |             |  |   |  |                  |   |                                 |
| Fund Resources:   |                           |     |     |             |  |   |  |                  |   |                                 |
| Undisbursed Funds   | No Year                   |     | 020 | 1713        | -----                                    | 22,475,000.00   | -----  | 22,475,000.00    | -----   | -----                           |
| Salaries and Expenses, Federal Payment to the District of Columbia Courts                 |                           |     |     |             |  |   |  |                  |   |                                 |
| Fund Resources:   |                           |     |     |             |  |   |  |                  |   |                                 |
| Undisbursed Funds   | 2023-2024                 |     | 349 | 1712        | -----                                    | 46,750,000.00   | -----  | 903,261.64       | -----   | 45,846,738.36                   |
|   | 2023                      |     |     |             | -----                                    | 244,318,000.00  | -500,000.00  | 214,575,954.92   | -----   | 29,242,045.08                   |
|   | 2022-2023                 |     |     |             | 25,888,100.82                            | -----   | -----  | 5,006,639.65     | -----   | 20,881,461.17                   |
|   | 2022                      |     |     |             | 27,482,140.10                            | -----   | 250,000.00   | 22,453,171.13    | -----   | 5,278,968.97                    |

Footnotes at End of Chapter

## Appropriations, Outlays, and Balances - Continued

| Appropriation or Fund Account<br><br>Title  | Account Symbol            |     |     |      | Balances,<br>Beginning of<br>Fiscal Year | Appropriations<br>and Other<br>Obligational<br>Authority <sup>1</sup> | Transfers<br>Borrowings<br>and<br>Investment<br>(Net) <sup>2</sup> | Outlays<br>(Net) | Balances<br>Withdrawn<br>and Other<br>Transactions <sup>3</sup> | Balances, End<br>of Fiscal Year |                |
|---|---------------------------|-----|-----|------|--|---|--|------------------|---|---------------------------------|----------------|
|   | Period of<br>Availability | ATA | AID | MAIN |  |   |  |                  |   |                                 | SUB            |
|   | 2021-2022                 |     |     |      | 23,971,030.58                            | -----   | -----  | 5,960,415.64     | -----   | 18,010,614.94                   |                |
|   | 2021                      |     |     |      | 5,416,999.37                             | -----   | -----  | 1,466,802.23     | -----   | 3,950,197.14                    |                |
|   | 2020-2021                 |     |     |      | 16,304,252.04                            | -----   | -----  | 8,100,942.61     | -----   | 8,203,309.43                    |                |
|   | 2020                      |     |     |      | 5,217,491.05                             | -----   | -----  | 41,213.55        | -----   | 5,176,277.50                    |                |
|   | 2019-2020                 |     |     |      | 5,003,017.26                             | -----   | -----  | 2,468,801.45     | -----   | 2,534,215.81                    |                |
|   | 2019                      |     |     |      | 3,725,742.21                             | -----   | -----  | 768.99           | -----   | 3,724,973.22                    |                |
|   | 2018-2019                 |     |     |      | 6,007,621.64                             | -----   | -----  | 4,134,869.76     | -----   | 1,872,751.88                    |                |
|   | 2018                      |     |     |      | 3,279,052.84                             | -----   | -----  | 3,765.52         | 3,275,287.32  | -----                           |                |
|   | 2017-2018                 |     |     |      | 2,236,186.93                             | -----   | -----  | 1,910,681.79     | 325,505.14  | -----                           |                |
|   | No Year                   |     |     |      | 1,529,382.69                             | -----   | -----  | 60,993.25        | -----   | 1,468,389.44                    |                |
| Funds Held Outside the Treasury   | 2023                      |     |     |      | -----                                    | -----   | 500,000.00   | -----            | -----   | 500,000.00                      |                |
|   | 2022                      |     |     |      | 250,000.00                               | -----   | -250,000.00  | -----            | -----   | -----                           |                |
|   | Subtotal                  |     | 349 | 1712 | 000                                      | 126,311,017.53  | 291,068,000.00   | -----            | 267,088,282.13  | 3,600,792.46                    | 146,689,942.94 |
| Payments, Federal Payment for Defender Services in District of<br>Columbia Courts<br>Fund Resources:    |                           |     |     |      |  |   |  |                  |   |                                 |                |
| Undisbursed Funds   | No Year                   |     | 349 | 1736 | 000                                      | 80,826,225.89   | 24,005,000.00  | -----            | 35,527,417.59   | -----                           | 69,303,808.30  |
| <b>Special Fund Accounts</b>  |                           |     |     |      |  |   |  |                  |   |                                 |                |
| District of Columbia Crime Victims Compensation Fund, District of<br>Columbia Courts<br>Fund Resources: |                           |     |     |      |  |   |  |                  |   |                                 |                |
| Undisbursed Funds   | No Year                   |     | 349 | 5676 | 000                                      | 1,351,285.21  | 6,673,777.21   | 250,000.00       | 5,500,952.31  | -----                           | 2,774,110.11   |
| Funds Held Outside the Treasury   |                           |     |     |      |  | 250,000.00  | -----  | -250,000.00      | -----   | -----                           | -----          |
|   | Subtotal                  |     | 349 | 5676 | 000                                      | 1,601,285.21  | 6,673,777.21   | -----            | 5,500,952.31  | -----                           | 2,774,110.11   |
| <b>Trust Fund Accounts</b>  |                           |     |     |      |  |   |  |                  |   |                                 |                |
| District of Columbia Judicial Retirement and Survivor's Annuity Fund,<br>Treasury<br>Fund Resources:    |                           |     |     |      |  |   |  |                  |   |                                 |                |
| Undisbursed Funds   | No Year                   |     | 020 | 8212 | 000                                      | 128,347.63  | 27,787,236.98  | -9,809,227.03    | 18,009,559.59   | -----                           | 96,797.99      |
| Unrealized Discount on Investments  |                           |     |     |      |  | -3,458,324.98   | -----  | -832,028.53      | -----   | -----                           | -4,290,353.51  |
| Investments in US Treasury Securities   |                           |     |     |      |  | 195,437,564.31  | -----  | 10,641,255.56    | -----   | -----                           | 206,078,819.87 |
|   | Subtotal                  |     | 020 | 8212 | 000                                      | 192,107,586.96  | 27,787,236.98  | -----            | 18,009,559.59   | -----                           | 201,885,264.35 |
| <b>Deductions for Offsetting Receipts</b>   |                           |     |     |      |  |   |  |                  |   |                                 |                |
| Proprietary Receipts from the Public  |                           |     |     |      |  | -----   | -658.00  | -----            | -658.00   | -----                           | -----          |
| Intrabudgetary Receipts Deducted by Agency  |                           |     |     |      |  | -----   | -22,475,000.00   | -----            | -22,475,000.00  | -----                           | -----          |
| Total, Offsetting Receipts  |                           |     |     |      |  | - 0 -   | -22,475,658.00   | -----            | -22,475,658.00  | -----                           | - 0 -          |
| Total, District of Columbia Courts  |                           |     |     |      |  | 400,846,115.59  | 349,533,356.19   | -----            | 326,125,553.62  | 3,600,792.46                    | 420,653,125.70 |
| <b>District of Columbia General and Special Payments</b>  |                           |     |     |      |  |   |  |                  |   |                                 |                |
| <b>General Fund Accounts</b>  |                           |     |     |      |  |   |  |                  |   |                                 |                |

Footnotes at End of Chapter

Appropriations, Outlays, and Balances - Continued

| Appropriation or Fund Account<br><br>Title   | Account Symbol            |     |     |      | Balances,<br>Beginning of<br>Fiscal Year | Appropriations<br>and Other<br>Obligational<br>Authority <sup>1</sup> | Transfers<br>Borrowings<br>and<br>Investment<br>(Net) <sup>2</sup> | Outlays<br>(Net) | Balances<br>Withdrawn<br>and Other<br>Transactions <sup>3</sup> | Balances, End<br>of Fiscal Year |
|--|---------------------------|-----|-----|------|--|---|--|------------------|---|---------------------------------|
|  | Period of<br>Availability | ATA | AID | MAIN |  |   |  |                  |   |                                 |
| Federal Payment for the District of Columbia National Guard, Treasury<br>Fund Resources:<br>Undisbursed Funds                              | No Year                   |     | 020 | 1701 | 000                                      | -----<br>600,000.00   | -----<br>-----   | 600,000.00       | -----<br>-----  | -----<br>-----                  |
| Federal Payment to the Federal District of Columbia Pension Fund,<br>Treasury<br>Fund Resources:<br>Undisbursed Funds                      | No Year                   |     | 020 | 1714 | 000                                      | -----<br>608,700,000.00   | -----<br>-----   | 608,700,000.00   | -----<br>-----  | -----<br>-----                  |
| Federal Payment for Resident Tuition Support, Treasury<br>Fund Resources:<br>Undisbursed Funds   | No Year                   |     | 020 | 1736 | 000                                      | -----<br>40,000,000.00  | -----<br>-----   | 40,000,000.00    | -----<br>-----  | -----<br>-----                  |
| Federal Payment for Emergency Planning and Security Costs in the<br>District of Columbia, Treasury<br>Fund Resources:<br>Undisbursed Funds | No Year                   |     | 020 | 1771 | 000                                      | -----<br>30,000,000.00  | -----<br>-----   | 30,000,000.00    | -----<br>-----  | -----<br>-----                  |
| Federal Payment to the District of Columbia Water and Sewer Authority,<br>Treasury<br>Fund Resources:<br>Undisbursed Funds                 | No Year                   |     | 020 | 1796 | 000                                      | -----<br>8,000,000.00   | -----<br>-----   | 8,000,000.00     | -----<br>-----  | -----<br>-----                  |
| Federal Payment for School Improvement, Treasury<br>Fund Resources:<br>Undisbursed Funds   | No Year                   |     | 020 | 1817 | 000                                      | -----<br>52,500,000.00  | -----<br>-----   | 52,500,000.00    | -----<br>-----  | -----<br>-----                  |
| Federal Payment to the Criminal Justice Coordinating Council, Treasury<br>Fund Resources:<br>Undisbursed Funds                             | No Year                   |     | 020 | 1818 | 000                                      | -----<br>2,450,000.00   | -----<br>-----   | 2,450,000.00     | -----<br>-----  | -----<br>-----                  |
| Federal Payment for Judicial Commissions, Treasury<br>Fund Resources:<br>Undisbursed Funds   | 2023-2024                 |     | 020 | 1822 | 000                                      | -----<br>630,000.00   | -----<br>-----   | 630,000.00       | -----<br>-----  | -----<br>-----                  |
| Federal Payment for Testing and Treatment of HIV/AIDS, Treasury<br>Fund Resources:<br>Undisbursed Funds                                    | 2023                      |     | 020 | 1824 | 000                                      | -----<br>4,000,000.00   | -----<br>-----   | 4,000,000.00     | -----<br>-----  | -----<br>-----                  |
| <b>Special Fund Accounts</b>   |                           |     |     |      |  |   |  |                  |   |                                 |
| District of Columbia Federal Pension Fund, Treasury<br>Fund Resources:<br>Undisbursed Funds  | No Year                   |     | 020 | 5511 | 000                                      | 398,436.99  | 700,642,277.62   | -131,565,973.72  | 569,264,676.42  | -----<br>210,064.47             |
| Unrealized Discount on Investments   |                           |     |     |      |  | -64,603,704.54  | -----  | -162,255,966.44  | -----   | -----<br>-226,859,670.98        |
| Investments in US Treasury Securities  |                           |     |     |      |  | 3,959,998,540.57  | -----  | 293,821,940.16   | -----   | -----<br>4,253,820,480.73       |
|  | Subtotal                  |     | 020 | 5511 | 000                                      | 3,895,793,273.02  | 700,642,277.62   | -----            | 569,264,676.42  | -----<br>4,027,170,874.22       |
| <b>Deductions for Offsetting Receipts</b>  |                           |     |     |      |  |   |  |                  |   |                                 |
| Proprietary Receipts from the Public   |                           |     |     |      |  | -----   | -11,543.55   | -----            | -11,543.55  | -----<br>-----                  |
| Intrabudgetary Receipts Deducted by Agency   |                           |     |     |      |  | -----   | -700,642,277.62  | -----            | -700,642,277.62   | -----<br>-----                  |
| Total, Offsetting Receipts   |                           |     |     |      |  | - 0 -   | -700,653,821.17  | -----            | -700,653,821.17   | -----<br>- 0 -                  |

Footnotes at End of Chapter



## Appropriations, Outlays, and Balances - Continued

| Appropriation or Fund Account<br><br>Title                       | Account Symbol            |     |     |             | Balances,<br>Beginning of<br>Fiscal Year | Appropriations<br>and Other<br>Obligational<br>Authority <sup>1</sup> | Transfers<br>Borrowings<br>and<br>Investment<br>(Net) <sup>2</sup> | Outlays<br>(Net) | Balances<br>Withdrawn<br>and Other<br>Transactions <sup>3</sup> | Balances, End<br>of Fiscal Year |                |
|--|---------------------------|-----|-----|-------------|--|---|--|------------------|---|---------------------------------|----------------|
|  | Period of<br>Availability | ATA | AID | MAIN<br>SUB |  |   |  |                  |   |                                 |                |
| Total, District of Columbia General and Special Payments         |                           |     |     |             | 3,895,793,273.02                         | 746,868,456.45  | -----  | 615,490,855.25   | -----   | 4,027,170,874.22                |                |
| Total, District of Columbia                                      |                           |     |     |             | 4,296,639,388.61                         | 1,096,401,812.64  | -----  | 941,616,408.87   | 3,600,792.46  | 4,447,823,999.92                |                |
| <b>Election Assistance Commission</b>                            |                           |     |     |             |  |   |  |                  |   |                                 |                |
| <b>General Fund Accounts</b>                                     |                           |     |     |             |  |   |  |                  |   |                                 |                |
| Salaries and Expenses, Election Assistance Commission            |                           |     |     |             |  |   |  |                  |   |                                 |                |
| Fund Resources:  |                           |     |     |             |  |   |  |                  |   |                                 |                |
| Undisbursed Funds  | 2023                      |     | 525 | 1650        | 000                                      | -----   | 27,000,000.00  | -----            | 16,819,825.69   | -----                           | 10,180,174.31  |
|  | 2022                      |     |     |             |  | 8,182,056.58  | -----  | -----            | 4,881,013.61  | -----                           | 3,301,042.97   |
|  | 2021                      |     |     |             |  | 2,073,693.31  | -----  | -----            | 1,053,186.42  | -----                           | 1,020,506.89   |
|  | 2020-2021                 |     |     |             |  | 81,027.57   | -----  | -----            | 16,318.47   | -----                           | 64,709.10      |
|  | 2020                      |     |     |             |  | 392,360.41  | -----  | -----            | 131,649.58  | -----                           | 260,710.83     |
|  | 2019                      |     |     |             |  | 323,295.68  | -----  | -----            | 20,908.47   | -----                           | 302,387.21     |
|  | 2018                      |     |     |             |  | 535,451.71  | -----  | -----            | 15,381.53   | 520,070.18                      | -----          |
|  | No Year                   |     |     |             |  | -----   | 1,000,000.00   | -----            | -----   | -----                           | 1,000,000.00   |
|  | Subtotal                  |     | 525 | 1650        | 000                                      | 11,587,885.26   | 28,000,000.00  | -----            | 22,938,283.77   | 520,070.18                      | 16,129,531.31  |
| Election Reform Programs, Election Assistance Commission         |                           |     |     |             |  |   |  |                  |   |                                 |                |
| Fund Resources:  |                           |     |     |             |  |   |  |                  |   |                                 |                |
| Undisbursed Funds  | 2023                      |     | 525 | 1651        | 000                                      | -----   | 75,000,000.00  | -----            | 69,958,866.00   | -----                           | 5,041,134.00   |
|  | 2022                      |     |     |             |  | 5,925,056.00  | -----  | -----            | 4,525,056.00  | -----                           | 1,400,000.00   |
|  | 2020                      |     |     |             |  | 60,522,804.29   | -----  | -----            | -6,928,814.60   | -----                           | 67,451,618.89  |
|  | No Year                   |     |     |             |  | -----   | 2,225,695.44   | -----            | -----   | -----                           | 2,225,695.44   |
|  | Subtotal                  |     | 525 | 1651        | 000                                      | 68,673,555.73   | 75,000,000.00  | -----            | 67,555,107.40   | -----                           | 76,118,448.33  |
| Election Data Collections Grants, Election Assistance Commission |                           |     |     |             |  |   |  |                  |   |                                 |                |
| Fund Resources:  |                           |     |     |             |  |   |  |                  |   |                                 |                |
| Undisbursed Funds  | No Year                   |     | 525 | 1652        | 000                                      | 1,557,794.38  | -----  | -----            | -----   | -----                           | 1,557,794.38   |
| Total, Election Assistance Commission                            |                           |     |     |             |  | 81,819,235.37   | 103,000,000.00   | -----            | 90,493,391.17   | 520,070.18                      | 93,805,774.02  |
| <b>Equal Employment Opportunity Commission</b>                   |                           |     |     |             |  |   |  |                  |   |                                 |                |
| <b>General Fund Accounts</b>                                     |                           |     |     |             |  |   |  |                  |   |                                 |                |
| Salaries and Expenses, Equal Employment Opportunity Commission   |                           |     |     |             |  |   |  |                  |   |                                 |                |
| Fund Resources:  |                           |     |     |             |  |   |  |                  |   |                                 |                |
| Undisbursed Funds  | 2023                      |     | 045 | 0100        | 000                                      | -----   | 455,000,000.00   | -----            | 385,283,966.36  | -----                           | 69,716,033.64  |
|  | 2022                      |     |     |             |  | 64,100,353.56   | -----  | -----            | 54,308,671.80   | -----                           | 9,791,681.76   |
|  | 2021                      |     |     |             |  | 16,747,277.51   | -----  | -----            | 4,965,031.21  | -----                           | 11,782,246.30  |
|  | 2020                      |     |     |             |  | 5,837,688.62  | -----  | -----            | 557,448.60  | -----                           | 5,280,240.02   |
|  | 2019                      |     |     |             |  | 4,521,555.48  | -----  | -----            | 131,657.35  | -----                           | 4,389,898.13   |
|  | 2018                      |     |     |             |  | 4,493,914.09  | -----  | -----            | 307,128.52  | 4,186,785.57                    | -----          |
|  | No Year                   |     |     |             |  | -----   | 1,898,510.28   | -----            | 1,164,443.96  | -----                           | 734,066.32     |
|  | Subtotal                  |     | 045 | 0100        | 000                                      | 97,599,299.54   | 455,000,000.00   | -----            | 446,718,347.80  | 4,186,785.57                    | 101,694,166.17 |

Footnotes at End of Chapter

Appropriations, Outlays, and Balances - Continued

| Appropriation or Fund Account<br><br>Title   | Account Symbol            |     |     |      | Balances,<br>Beginning of<br>Fiscal Year | Appropriations<br>and Other<br>Obligational<br>Authority <sup>1</sup> | Transfers<br>Borrowings<br>and<br>Investment<br>(Net) <sup>2</sup> | Outlays<br>(Net) | Balances<br>Withdrawn<br>and Other<br>Transactions <sup>3</sup> | Balances, End<br>of Fiscal Year |                             |
|--|---------------------------|-----|-----|------|--|---|--|------------------|---|---------------------------------|-----------------------------|
|  | Period of<br>Availability | ATA | AID | MAIN |  |   |  |                  |   |                                 | SUB                         |
| <b>Public Enterprise Funds</b>   |                           |     |     |      |  |   |  |                  |   |                                 |                             |
| EEOC Education, Technical Assistance and Training Revolving Fund,<br>Equal Employment Opportunity Commission<br>Fund Resources:<br>Undisbursed Funds | No Year                   |     | 045 | 4019 | 000                                      | 2,631,574.74  | -----  | -----            | -758,551.71   | -----                           | 3,390,126.45                |
| <b>Deductions for Offsetting Receipts</b>  |                           |     |     |      |  |   |  |                  |   |                                 |                             |
| Proprietary Receipts from the Public   |                           |     |     |      |  | -----   | -57,812.68   | -----            | -57,812.68  | -----                           | -----                       |
| Intrabudgetary Receipts Deducted by Agency   |                           |     |     |      |  | -----   | -3,998.82  | -----            | -3,998.82   | -----                           | -----                       |
| Total, Offsetting Receipts   |                           |     |     |      |  | - 0 -   | -61,811.50   | -----            | -61,811.50  | -----                           | - 0 -                       |
| Total, Equal Employment Opportunity Commission   |                           |     |     |      |  | 100,230,874.28  | 454,938,188.50   | -----            | 445,897,984.59  | 4,186,785.57                    | 105,084,292.62              |
| <b>Export-Import Bank of the United States</b>   |                           |     |     |      |  |   |  |                  |   |                                 |                             |
| <b>General Fund Accounts</b>   |                           |     |     |      |  |   |  |                  |   |                                 |                             |
| Administration Expenses, Export-Import Bank of the United States<br>Fund Resources:<br>Undisbursed Funds   | 2023-2026                 |     | 083 | 0100 | 000                                      | -----   | 15,000,000.00  | -----            | -----   | -----                           | 15,000,000.00               |
|  | 2022-2025                 |     |     |      |  | 5,000,000.00  | -----  | -----            | 135,151.46  | -----                           | 4,864,848.54                |
|  | 2023-2024                 |     |     |      |  | -----   | 9,421,738.62   | -----            | -----   | -----                           | 9,421,738.62                |
|  | 2023                      |     |     |      |  | -----   | 241,207,744.73   | -----            | 214,617,245.48  | -----                           | 26,590,499.25               |
|  | 2022-2023                 |     |     |      |  | 8,000,000.00  | -----  | -----            | 8,000,000.00  | -----                           | -----                       |
|  | 2022                      |     |     |      |  | 25,299,434.82   | -----  | -----            | 21,158,171.03   | -----                           | 4,141,263.79                |
|  | 2021-2022                 |     |     |      |  | -----   | -----  | -----            | -17,432.53  | -----                           | 17,432.53                   |
|  | 2021                      |     |     |      |  | 4,282,368.74  | -----  | -----            | 2,701,760.32  | -----                           | 1,580,608.42                |
|  | 2020-2021                 |     |     |      |  | 5,030.30  | -----  | -----            | -----   | -----                           | 5,030.30                    |
|  | 2020                      |     |     |      |  | 2,809,000.26  | -----  | -----            | 2,615.66  | -----                           | 2,806,384.60                |
|  | 2019-2020                 |     |     |      |  | 188,701.68  | -----  | -----            | -----   | -----                           | 188,701.68                  |
|  | 2017-2020                 |     |     |      |  | 1,873,448.05  | -----  | -----            | -----   | -----                           | 1,873,448.05                |
|  | 2019                      |     |     |      |  | 3,623,870.83  | -----  | -----            | 78,281.24   | -----                           | 3,545,589.59                |
|  | 2018                      |     |     |      |  | 3,521,111.04  | -----  | -----            | 955.50  | 3,520,155.54                    | -----                       |
|  | 2014-2017                 |     |     |      |  | 10,000,000.00   | -----  | -----            | -----   | 10,000,000.00                   | -----                       |
|  | 2013-2016                 |     |     |      |  | 29,106,476.28   | -----  | -----            | -----   | -----                           | <sup>5</sup> 29,106,476.28  |
|  | 2012-2015                 |     |     |      |  | 5,161,363.44  | -----  | -----            | -----   | -----                           | <sup>6</sup> 5,161,363.44   |
|  | 2011-2014                 |     |     |      |  | 727,343.91  | -----  | -----            | -----   | -----                           | <sup>7</sup> 727,343.91     |
|  | 2010-2013                 |     |     |      |  | 3,551,006.53  | -----  | -----            | -----   | -----                           | <sup>8</sup> 3,551,006.53   |
|  | 2009-2012                 |     |     |      |  | 10,145,317.28   | -----  | -----            | -----   | -----                           | <sup>9</sup> 10,145,317.28  |
|  | 2008-2011                 |     |     |      |  | 6,289,476.57  | -----  | -----            | -----   | -----                           | <sup>10</sup> 6,289,476.57  |
|  | 2007-2010                 |     |     |      |  | 4,895,241.54  | -----  | -----            | -----   | -----                           | <sup>11</sup> 4,895,241.54  |
|  | 2006-2009                 |     |     |      |  | 38,199,145.02   | -----  | -----            | -----   | -----                           | <sup>11</sup> 38,199,145.02 |
|  | 2005-2008                 |     |     |      |  | 5,556,029.56  | -----  | -----            | -----   | 5,556,029.56                    | -----                       |
|  | No Year                   |     |     |      |  | 182,177,504.19  | -----  | -----            | 2,520,250.59  | -----                           | 179,657,253.60              |

Footnotes at End of Chapter

## Appropriations, Outlays, and Balances - Continued

| Appropriation or Fund Account<br><br>Title  | Account Symbol            |     |      |             | Balances,<br>Beginning of<br>Fiscal Year | Appropriations<br>and Other<br>Obligational<br>Authority <sup>1</sup> | Transfers<br>Borrowings<br>and<br>Investment<br>(Net) <sup>2</sup> | Outlays<br>(Net) | Balances<br>Withdrawn<br>and Other<br>Transactions <sup>3</sup> | Balances, End<br>of Fiscal Year |
|---|---------------------------|-----|------|-------------|--|---|--|------------------|---|---------------------------------|
|   | Period of<br>Availability | ATA | AID  | MAIN<br>SUB |  |   |  |                  |   |                                 |
| Subtotal  |                           | 083 | 0100 | 000         | 350,411,870.04                           | 265,629,483.35  | -----  | 249,196,998.75   | 19,076,185.10   | 347,768,169.54                  |
| Inspector General, Export-Import Bank of the United States<br>Fund Resources:                                     |                           |     |      |             |  |   |  |                  |   |                                 |
| Undisbursed Funds   | 2023-2024                 |     | 083  | 0105        | 000                                      | -----   | 1,125,000.00   | -----            | -----   | 1,125,000.00                    |
|   | 2023                      |     |      |             |  | -----   | 6,375,000.00   | -----            | -----   | 1,365,467.52                    |
|   | 2022-2023                 |     |      |             |  | 975,000.00  | -----  | 959,796.08       | -----   | 15,203.92                       |
|   | 2022                      |     |      |             |  | 1,781,883.40  | -----  | 1,010,416.76     | -----   | 771,466.64                      |
|   | 2021                      |     |      |             |  | 1,441,604.57  | -----  | 56,234.37        | -----   | 1,385,370.20                    |
|   | 2020                      |     |      |             |  | 1,412,713.91  | -----  | -----            | -----   | 1,412,713.91                    |
|   | 2019                      |     |      |             |  | 820,950.57  | -----  | -----            | -----   | 820,950.57                      |
|   | 2018-2019                 |     |      |             |  | 15,660.00   | -----  | -----            | -----   | 15,660.00                       |
|   | 2018                      |     |      |             |  | 3,375,135.05  | -----  | -----            | 3,375,135.05  | -----                           |
|   | 2017-2018                 |     |      |             |  | 220,199.65  | -----  | -----            | 220,199.65  | -----                           |
| Subtotal  |                           |     | 083  | 0105        | 000                                      | 10,043,147.15   | 7,500,000.00   | -----            | 7,035,979.69  | 3,595,334.70                    |
| <b>Deductions for Offsetting Receipts</b>   |                           |     |      |             |  |   |  |                  |   |                                 |
| Proprietary Receipts from the Public  |                           |     |      |             |  | -----   | -685.00  | -----            | -429,416,217.00   | -----                           |
| Total, Export-Import Bank of the United States  |                           |     |      |             |  | 360,455,017.19  | 273,128,798.35   | -----            | -173,183,238.56   | 22,671,519.80                   |
| <b>Farm Credit Administration</b>   |                           |     |      |             |  |   |  |                  |   |                                 |
| <b>Public Enterprise Funds</b>  |                           |     |      |             |  |   |  |                  |   |                                 |
| Revolving Fund for Administrative Expenses, Farm Credit Administration<br>Fund Resources:                         |                           |     |      |             |  |   |  |                  |   |                                 |
| Undisbursed Funds   | No Year                   |     | 352  | 4131        | 000                                      | 4,511,468.75  | -----  | 2,849,256.89     | 2,798,561.90  | -----                           |
| Unrealized Discount on Investments  |                           |     |      |             |  | -75,785.53  | -----  | -350,465.27      | -----   | -426,250.80                     |
| Investments in US Treasury Securities   |                           |     |      |             |  | 41,939,897.13   | -----  | -2,498,791.62    | -----   | 39,441,105.51                   |
| Subtotal  |                           |     | 352  | 4131        | 000                                      | 46,375,580.35   | -----  | 2,798,561.90     | -----   | 43,577,018.45                   |
| <b>Deductions for Offsetting Receipts</b>   |                           |     |      |             |  |   |  |                  |   |                                 |
| Proprietary Receipts from the Public  |                           |     |      |             |  | -----   | -6,508.80  | -----            | -6,508.80   | -----                           |
| Total, Farm Credit Administration   |                           |     |      |             |  | 46,375,580.35   | -6,508.80  | -----            | 2,792,053.10  | 43,577,018.45                   |
| <b>Farm Credit System Insurance Corporation</b>   |                           |     |      |             |  |   |  |                  |   |                                 |
| <b>Public Enterprise Funds</b>  |                           |     |      |             |  |   |  |                  |   |                                 |
| Farm Credit Insurance Fund, Capital Corporation Investment Fund, Farm<br>Credit Administration<br>Fund Resources: |                           |     |      |             |  |   |  |                  |   |                                 |
| Undisbursed Funds   | No Year                   |     | 352  | 4136        | 000                                      | 200,000.00  | -----  | -759,299,472.91  | -759,234,431.51   | -----                           |
| Unrealized Discount on Investments  |                           |     |      |             |  | -69,068,348.46  | -----  | -146,592,372.89  | -----   | -215,660,721.35                 |
| Investments in US Treasury Securities   |                           |     |      |             |  | 5,985,348,173.84  | -----  | 905,891,845.80   | -----   | 6,891,240,019.64                |
| Total, Farm Credit System Insurance Corporation   |                           |     |      |             |  | 5,916,479,825.38  | -----  | -----            | -759,234,431.51   | 6,675,714,256.89                |

Footnotes at End of Chapter

Appropriations, Outlays, and Balances - Continued

| Appropriation or Fund Account<br><br>Title  | Account Symbol            |     |     |      | Balances,<br>Beginning of<br>Fiscal Year | Appropriations<br>and Other<br>Obligational<br>Authority <sup>1</sup> | Transfers<br>Borrowings<br>and<br>Investment<br>(Net) <sup>2</sup> | Outlays<br>(Net) | Balances<br>Withdrawn<br>and Other<br>Transactions <sup>3</sup> | Balances, End<br>of Fiscal Year |                   |
|---|---------------------------|-----|-----|------|--|---|--|------------------|---|---------------------------------|-------------------|
|   | Period of<br>Availability | ATA | AID | MAIN |  |   |  |                  |   |                                 | SUB               |
| <b>Federal Communications Commission</b>  |                           |     |     |      |  |   |  |                  |   |                                 |                   |
| <b>General Fund Accounts</b>  |                           |     |     |      |  |   |  |                  |   |                                 |                   |
| Salaries and Expenses, Federal Communications Commission  |                           |     |     |      |  |   |  |                  |   |                                 |                   |
| Fund Resources:   |                           |     |     |      |  |   |  |                  |   |                                 |                   |
| Undisbursed Funds   | 2023                      |     | 027 | 0100 | 000                                      | -----   | -----  | -----            | -524,940.27   | -----                           | 524,940.27        |
|   | 2021                      |     |     |      |  | -6,188.33   | -----  | -----            | -6,188.33   | -----                           | -----             |
|   | No Year                   |     |     |      |  | 489,195,907.25  | -32,122.27   | -----            | 101,071,267.59  | <sup>12</sup> 13,848,656.20     | 374,243,861.19    |
|   | Subtotal                  |     | 027 | 0100 | 000                                      | 489,189,718.92  | -32,122.27   | -----            | 100,540,138.99  | 13,848,656.20                   | 374,768,801.46    |
| Spectrum Auction Program Account, Federal Communications Commission                                       |                           |     |     |      |  |   |  |                  |   |                                 |                   |
| Fund Resources:   |                           |     |     |      |  |   |  |                  |   |                                 |                   |
| Undisbursed Funds   | No Year                   |     | 027 | 0300 | 000                                      | 2,816,454.20  | -----  | -----            | -----   | -----                           | 2,816,454.20      |
| Affordable Connectivity Fund, Federal Communications Commission   |                           |     |     |      |  |   |  |                  |   |                                 |                   |
| Fund Resources:   |                           |     |     |      |  |   |  |                  |   |                                 |                   |
| Undisbursed Funds   | No Year                   |     | 027 | 1911 | 000                                      | 12,749,350,505.34   | -----  | -----            | 6,205,746,563.03  | -----                           | 6,543,603,942.31  |
| Secure and Trusted Communications Networks Reimbursement Program,<br>Federal Communications Commission    |                           |     |     |      |  |   |  |                  |   |                                 |                   |
| Fund Resources:   |                           |     |     |      |  |   |  |                  |   |                                 |                   |
| Undisbursed Funds   | No Year                   |     | 027 | 1912 | 000                                      | 1,890,571,404.55  | -----  | -----            | 251,550,195.27  | -----                           | 1,639,021,209.28  |
| Emergency Connectivity Fund for Educational Connections and Devices,<br>Federal Communications Commission |                           |     |     |      |  |   |  |                  |   |                                 |                   |
| Fund Resources:   |                           |     |     |      |  |   |  |                  |   |                                 |                   |
| Undisbursed Funds   | 2021-2030                 |     | 027 | 1913 | 000                                      | 5,271,684,602.18  | -----  | -----            | 1,877,562,070.60  | -----                           | 3,394,122,531.58  |
| <b>Special Fund Accounts</b>  |                           |     |     |      |  |   |  |                  |   |                                 |                   |
| Universal Service Fund, Federal Communications Commission   |                           |     |     |      |  |   |  |                  |   |                                 |                   |
| Fund Resources:   |                           |     |     |      |  |   |  |                  |   |                                 |                   |
| Undisbursed Funds   | No Year                   |     | 027 | 5183 | 000                                      | 6,280,369,667.89  | 7,900,702,416.97   | -----            | 8,240,521,589.05  | -----                           | 5,940,550,495.81  |
| TV Broadcaster Relocation Fund, Federal Communications Commission   |                           |     |     |      |  |   |  |                  |   |                                 |                   |
| Fund Resources:   |                           |     |     |      |  |   |  |                  |   |                                 |                   |
| Undisbursed Funds   | No Year                   |     | 027 | 5610 | 000                                      | 972,308,090.68  | -----  | -----            | 40,777,811.71   | -----                           | 931,530,278.97    |
| Telecommunications Relay Services Fund, Federal Communications<br>Commission                              |                           |     |     |      |  |   |  |                  |   |                                 |                   |
| Fund Resources:   |                           |     |     |      |  |   |  |                  |   |                                 |                   |
| Undisbursed Funds   | No Year                   |     | 027 | 5700 | 000                                      | 539,922,892.72  | 1,006,653,700.09   | -----            | 1,237,457,165.90  | -----                           | 309,119,426.91    |
| <b>Deductions for Offsetting Receipts</b>   |                           |     |     |      |  |   |  |                  |   |                                 |                   |
| Proprietary Receipts from the Public  |                           |     |     |      |  | -----   | -30,004,618.93   | -----            | -30,004,618.93  | -----                           | -----             |
| Total, Federal Communications Commission  |                           |     |     |      |  | 28,196,213,336.48   | 8,877,319,375.86   | -----            | 17,924,150,915.62   | 13,848,656.20                   | 19,135,533,140.52 |
| <b>Federal Deposit Insurance Corporation</b>  |                           |     |     |      |  |   |  |                  |   |                                 |                   |
| <b>Deposit Insurance</b>  |                           |     |     |      |  |   |  |                  |   |                                 |                   |
| <b>Intragovernmental Funds</b>  |                           |     |     |      |  |   |  |                  |   |                                 |                   |

Footnotes at End of Chapter

## Appropriations, Outlays, and Balances - Continued

| Appropriation or Fund Account<br><br>Title   | Account Symbol            |     |     |      | Balances,<br>Beginning of<br>Fiscal Year | Appropriations<br>and Other<br>Obligational<br>Authority <sup>1</sup> | Transfers<br>Borrowings<br>and<br>Investment<br>(Net) <sup>2</sup> | Outlays<br>(Net)  | Balances<br>Withdrawn<br>and Other<br>Transactions <sup>3</sup> | Balances, End<br>of Fiscal Year |
|--|---------------------------|-----|-----|------|--|---|--|-------------------|---|---------------------------------|
|  | Period of<br>Availability | ATA | AID | MAIN |  |   |  |                   |   |                                 |
| Deposit Insurance Fund, Federal Deposit Insurance Corporation<br>Fund Resources:                         |                           |     |     |      |  |   |  |                   |   |                                 |
| Undisbursed Funds  | No Year                   |     | 051 | 4596 | 000                                      | 5,218,191.46  | ----- <sup>13</sup> 91,707,508,312.50                              | 91,709,460,990.36 | -----   | 3,265,513.60                    |
| Unrealized Discount on Investments   |                           |     |     |      |  | -1,176,039,062.50   | -----  | -----             | -----   | -1,757,734,375.00               |
| Investments in US Treasury Securities  |                           |     |     |      |  | 125,470,762,000.00  | -----  | -----             | -----   | 84,297,949,000.00               |
| Subtotal   |                           |     | 051 | 4596 | 000                                      | 124,299,941,128.96  | -----  | 91,709,460,990.36 | -----   | 82,543,480,138.60               |
| Total, Deposit Insurance   |                           |     |     |      |  | 124,299,941,128.96  | -----  | 91,709,460,990.36 | -----   | 82,543,480,138.60               |
| <b>FSLIC Resolution</b>  |                           |     |     |      |  |   |  |                   |   |                                 |
| <b>Public Enterprise Funds</b>   |                           |     |     |      |  |   |  |                   |   |                                 |
| The FSLIC Resolution Fund<br>Fund Resources:   |                           |     |     |      |  |   |  |                   |   |                                 |
| Undisbursed Funds  | No Year                   |     | 051 | 4065 | 000                                      | 646.85  | -----  | -42,327,000.00    | -----   | 10,386.71                       |
| Investments in US Treasury Securities  |                           |     |     |      |  | 888,449,000.00  | -----  | 42,327,000.00     | -----   | 930,776,000.00                  |
| Subtotal   |                           |     | 051 | 4065 | 000                                      | 888,449,646.85  | -----  | -42,336,739.86    | -----   | 930,786,386.71                  |
| Operating Account, Federal Deposit Insurance Corporation<br>Fund Resources:                              |                           |     |     |      |  |   |  |                   |   |                                 |
| Undisbursed Funds  | No Year                   |     | 051 | 4067 | 000                                      | 24,196,434.73   | -----  | -----             | -736,256.82   | 24,932,691.55                   |
| Total, FSLIC Resolution  |                           |     |     |      |  | 912,646,081.58  | -----  | -43,072,996.68    | -----   | 955,719,078.26                  |
| <b>FDIC - Office of Inspector General</b>  |                           |     |     |      |  |   |  |                   |   |                                 |
| <b>Intragovernmental Funds</b>   |                           |     |     |      |  |   |  |                   |   |                                 |
| Office of Inspector General, Federal Deposit Insurance Corporation<br>Fund Resources:                    |                           |     |     |      |  |   |  |                   |   |                                 |
| Undisbursed Funds  | 2023                      |     | 051 | 4595 | 000                                      | -----   | -----  | 47,000,000.00     | 47,000,000.00   | -----                           |
| Total, Federal Deposit Insurance Corporation   |                           |     |     |      |  | 125,212,587,210.54  | -----  | 50,000,000,000.00 | 91,713,387,993.68   | 83,499,199,216.86               |
| <b>Federal Drug Control Programs</b>   |                           |     |     |      |  |   |  |                   |   |                                 |
| <b>General Fund Accounts</b>   |                           |     |     |      |  |   |  |                   |   |                                 |
| High Intensity Drug Trafficking Areas Program, Funds Appropriated to<br>the President<br>Fund Resources: |                           |     |     |      |  |   |  |                   |   |                                 |
| Undisbursed Funds  | 2023-2024                 |     | 011 | 1070 | 000                                      | -----   | 280,396,409.00   | -----             | 31,071,871.14   | 249,324,537.86                  |
|  | 2022-2023                 |     |     |      |  | 244,544,243.73  | 342,004.00   | -1,662,199.00     | 155,055,357.75  | 88,168,690.98                   |
|  | 2021-2022                 |     |     |      |  | 87,379,460.88   | -----  | -----             | 77,728,537.06   | 9,650,923.82                    |
|  | 2020-2021                 |     |     |      |  | 12,242,069.38   | -----  | -----             | 11,984,398.47   | 257,670.91                      |
|  | 2019-2020                 |     |     |      |  | 916,388.65  | -----  | -----             | 544,046.66  | 372,341.99                      |
|  | 2018-2019                 |     |     |      |  | 319,703.36  | -----  | -----             | 19,839.63   | 299,863.73                      |
|  | 2017-2018                 |     |     |      |  | 443,235.08  | -----  | 254,002.81        | -----   | 697,237.89                      |
| Subtotal   |                           |     | 011 | 1070 | 000                                      | 345,845,101.08  | 280,738,413.00   | -1,408,196.19     | 276,404,050.71  | 697,237.89                      |
| Other Federal Drug Control Programs, Executive Office of the President<br>Fund Resources:                |                           |     |     |      |  |   |  |                   |   |                                 |
| Undisbursed Funds  | No Year                   |     | 011 | 1460 | 000                                      | 49,998,193.81   | 137,120,000.00   | -----             | 135,727,332.19  | 51,390,861.62                   |

Footnotes at End of Chapter

Appropriations, Outlays, and Balances - Continued

| Appropriation or Fund Account<br><br>Title  | Account Symbol            |     |     |      | Balances,<br>Beginning of<br>Fiscal Year | Appropriations<br>and Other<br>Obligational<br>Authority <sup>1</sup> | Transfers<br>Borrowings<br>and<br>Investment<br>(Net) <sup>2</sup> | Outlays<br>(Net) | Balances<br>Withdrawn<br>and Other<br>Transactions <sup>3</sup> | Balances, End<br>of Fiscal Year |                |
|---|---------------------------|-----|-----|------|--|---|--|------------------|---|---------------------------------|----------------|
|   | Period of<br>Availability | ATA | AID | MAIN |  |   |  |                  |   |                                 | SUB            |
| Counterdrug Technology Assessment Center, Office of National Drug Control Policy, Executive Office of the President<br>Fund Resources:<br>Undisbursed Funds | No Year                   |     | 011 | 1461 | 000                                      | 482,677.24  | -----  | -----            | 399,947.86  | -----                           | 82,729.38      |
| Total, Federal Drug Control Programs  |                           |     |     |      |  | 396,325,972.13  | 417,858,413.00   | -1,408,196.19    | 412,531,330.76  | 697,237.89                      | 399,547,620.29 |
| <b>Federal Election Commission</b>  |                           |     |     |      |  |   |  |                  |   |                                 |                |
| <b>General Fund Accounts</b>  |                           |     |     |      |  |   |  |                  |   |                                 |                |
| Salaries and Expenses, Federal Election Commission<br>Fund Resources:<br>Undisbursed Funds  | 2023                      |     | 360 | 1600 | 000                                      | -----   | 81,674,000.00  | -----            | 64,783,367.12   | -----                           | 16,890,632.88  |
|   | 2022                      |     |     |      |  | 13,188,401.79   | -----  | -----            | 12,389,714.29   | -----                           | 798,687.50     |
|   | 2021                      |     |     |      |  | 1,836,675.44  | -----  | -----            | 826,227.90  | -----                           | 1,010,447.54   |
|   | 2020                      |     |     |      |  | 1,187,130.94  | -----  | -----            | 5,020.00  | -----                           | 1,182,110.94   |
|   | 2019                      |     |     |      |  | 4,535,617.15  | -----  | -----            | 300,708.10  | -----                           | 4,234,909.05   |
|   | 2018                      |     |     |      |  | 1,676,332.03  | -----  | -----            | 83,800.00   | 1,592,532.03                    | -----          |
|   | 2017-2018                 |     |     |      |  | 1,424,044.81  | -----  | -----            | -----   | 1,424,044.81                    | -----          |
|   | Subtotal                  |     | 360 | 1600 | 000                                      | 23,848,202.16   | 81,674,000.00  | -----            | 78,388,837.41   | 3,016,576.84                    | 24,116,787.91  |
| <b>Deductions for Offsetting Receipts</b>   |                           |     |     |      |  |   |  |                  |   |                                 |                |
| Proprietary Receipts from the Public  |                           |     |     |      |  | -----   | -65,519.77   | -----            | -65,519.77  | -----                           | -----          |
| Total, Federal Election Commission  |                           |     |     |      |  | 23,848,202.16   | 81,608,480.23  | -----            | 78,323,317.64   | 3,016,576.84                    | 24,116,787.91  |
| <b>Federal Financial Institutions Examination Council</b>   |                           |     |     |      |  |   |  |                  |   |                                 |                |
| <b>Federal Financial Institutions Examination Council Appraisal Subcommittee</b>  |                           |     |     |      |  |   |  |                  |   |                                 |                |
| <b>Special Fund Accounts</b>  |                           |     |     |      |  |   |  |                  |   |                                 |                |
| Registry Fees, Appraisal Subcommittee<br>Fund Resources:<br>Undisbursed Funds   | No Year                   |     | 362 | 5026 | 000                                      | 19,580,321.57   | 10,293,831.24  | -----            | 6,069,931.22  | -----                           | 23,804,221.59  |
| <b>Federal Housing Finance Agency</b>   |                           |     |     |      |  |   |  |                  |   |                                 |                |
| <b>Special Fund Accounts</b>  |                           |     |     |      |  |   |  |                  |   |                                 |                |
| Administrative Expenses, Federal Housing Finance Agency<br>Fund Resources:<br>Undisbursed Funds   | No Year                   |     | 537 | 5532 | 000                                      | 4,230,784.65  | 396,034,208.04   | -20,709,541.01   | 374,473,424.25  | -----                           | 5,082,027.43   |
| Investments in US Treasury Securities   |                           |     |     |      |  | 113,898,120.46  | -----  | 20,709,541.01    | -----   | -----                           | 134,607,661.47 |
|   | Subtotal                  |     | 537 | 5532 | 000                                      | 118,128,905.11  | 396,034,208.04   | -----            | 374,473,424.25  | -----                           | 139,689,688.90 |
| Office of Inspector General, Federal Housing Finance Agency<br>Fund Resources:<br>Undisbursed Funds   | No Year                   |     | 537 | 5564 | 000                                      | 11,706,887.50   | -----  | -----            | -4,335,762.11   | -----                           | 16,042,649.61  |
| <b>Deductions for Offsetting Receipts</b>   |                           |     |     |      |  |   |  |                  |   |                                 |                |
| Intrabudgetary Receipts Deducted by Agency  |                           |     |     |      |  | -----   | -9,932,569.04  | -----            | -9,932,569.04   | -----                           | -----          |

Footnotes at End of Chapter

## Appropriations, Outlays, and Balances - Continued

| Appropriation or Fund Account<br><br>Title   | Account Symbol            |     |     |      | Balances,<br>Beginning of<br>Fiscal Year | Appropriations<br>and Other<br>Obligational<br>Authority <sup>1</sup> | Transfers<br>Borrowings<br>and<br>Investment<br>(Net) <sup>2</sup> | Outlays<br>(Net) | Balances<br>Withdrawn<br>and Other<br>Transactions <sup>3</sup> | Balances, End<br>of Fiscal Year |               |
|--|---------------------------|-----|-----|------|--|---|--|------------------|---|---------------------------------|---------------|
|  | Period of<br>Availability | ATA | AID | MAIN |  |   |  |                  |   |                                 | SUB           |
| Total, Federal Housing Finance Agency  |                           |     |     |      | 129,835,792.61                           | 386,101,639.00  | -----  | 360,205,093.10   | -----   | 155,732,338.51                  |               |
| <b>Federal Labor Relations Authority</b>   |                           |     |     |      |  |   |  |                  |   |                                 |               |
| <b>General Fund Accounts</b>   |                           |     |     |      |  |   |  |                  |   |                                 |               |
| Salaries and Expenses, Federal Labor Relations Authority<br>Fund Resources:          |                           |     |     |      |  |   |  |                  |   |                                 |               |
| Undisbursed Funds  | 2023                      |     | 054 | 0100 | 000                                      | -----   | 29,400,000.00  | -----            | 25,489,664.92   | -----                           | 3,910,335.08  |
|  | 2022                      |     |     |      |  | 3,353,513.94  | -----  | -----            | 2,964,971.89  | -----                           | 388,542.05    |
|  | 2021                      |     |     |      |  | 177,737.84  | -----  | -----            | 14,703.92   | -----                           | 163,033.92    |
|  | 2020-2021                 |     |     |      |  | 121.70  | -----  | -----            | -----   | -----                           | 121.70        |
|  | 2020                      |     |     |      |  | 658,321.98  | -----  | -----            | -4,732.64   | -----                           | 663,054.62    |
|  | 2019                      |     |     |      |  | 886,284.88  | -----  | -----            | 4,709.64  | -----                           | 881,575.24    |
|  | 2018                      |     |     |      |  | 188,653.23  | -----  | -----            | -----   | 188,653.23                      | -----         |
| Total, Federal Labor Relations Authority   |                           |     |     |      |  | 5,264,633.57  | 29,400,000.00  | -----            | 28,469,317.73   | 188,653.23                      | 6,006,662.61  |
| <b>Federal Maritime Commission</b>   |                           |     |     |      |  |   |  |                  |   |                                 |               |
| <b>General Fund Accounts</b>   |                           |     |     |      |  |   |  |                  |   |                                 |               |
| Salaries and Expenses, Federal Maritime Commission<br>Fund Resources:                |                           |     |     |      |  |   |  |                  |   |                                 |               |
| Undisbursed Funds  | 2023-2024                 |     | 065 | 0100 | 000                                      | -----   | 2,000,000.00   | -----            | 1,835,560.96  | -----                           | 164,439.04    |
|  | 2023                      |     |     |      |  | -----   | 36,260,000.00  | -----            | 24,275,792.44   | -----                           | 11,984,207.56 |
|  | 2022                      |     |     |      |  | 6,606,005.43  | -----  | -----            | 5,028,637.83  | -----                           | 1,577,367.60  |
|  | 2021                      |     |     |      |  | 1,216,623.26  | -----  | -----            | 212,508.50  | -----                           | 1,004,114.76  |
|  | 2020                      |     |     |      |  | 1,353,414.27  | -----  | -----            | 71,152.44   | -----                           | 1,282,261.83  |
|  | 2019                      |     |     |      |  | 1,066,988.89  | -----  | -----            | 42,019.27   | -----                           | 1,024,969.62  |
|  | 2018                      |     |     |      |  | 1,118,429.36  | -----  | -----            | -----   | 1,118,429.36                    | -----         |
|  | Subtotal                  |     | 065 | 0100 | 000                                      | 11,361,461.21   | 38,260,000.00  | -----            | 31,465,671.44   | 1,118,429.36                    | 17,037,360.41 |
| <b>Deductions for Offsetting Receipts</b>  |                           |     |     |      |  |   |  |                  |   |                                 |               |
| Proprietary Receipts from the Public   |                           |     |     |      |  | -----   | -426,141.48  | -----            | -426,141.48   | -----                           | -----         |
| Total, Federal Maritime Commission   |                           |     |     |      |  | 11,361,461.21   | 37,833,858.52  | -----            | 31,039,529.96   | 1,118,429.36                    | 17,037,360.41 |
| <b>Federal Mediation and Conciliation Service</b>                                    |                           |     |     |      |  |   |  |                  |   |                                 |               |
| <b>General Fund Accounts</b>   |                           |     |     |      |  |   |  |                  |   |                                 |               |
| Salaries and Expenses, Federal Mediation and Conciliation Service<br>Fund Resources: |                           |     |     |      |  |   |  |                  |   |                                 |               |
| Undisbursed Funds  | 2023                      |     | 093 | 0100 | 000                                      | -----   | 53,705,000.00  | -----            | 42,047,036.01   | -----                           | 11,657,963.99 |
|  | 2022                      |     |     |      |  | 8,964,433.88  | -----  | -----            | 5,685,523.89  | -----                           | 3,278,909.99  |
|  | 2021                      |     |     |      |  | 2,366,743.35  | -----  | -----            | 116,536.33  | -----                           | 2,250,207.02  |
|  | 2020                      |     |     |      |  | 189,451.47  | -----  | -----            | 14,490.24   | -----                           | 174,961.23    |
|  | 2019                      |     |     |      |  | 1,051,010.12  | -----  | -----            | 10,618.22   | -----                           | 1,040,391.90  |
|  | 2018-2019                 |     |     |      |  | 112,142.32  | -----  | -----            | 4,871.55  | -----                           | 107,270.77    |
|  | 2018                      |     |     |      |  | 404,912.85  | -----  | -----            | -----   | 404,912.85                      | -----         |

Footnotes at End of Chapter

Appropriations, Outlays, and Balances - Continued

| Appropriation or Fund Account<br><br>Title                              | Account Symbol            |     |     |      | Balances,<br>Beginning of<br>Fiscal Year | Appropriations<br>and Other<br>Obligational<br>Authority <sup>1</sup> | Transfers<br>Borrowings<br>and<br>Investment<br>(Net) <sup>2</sup> | Outlays<br>(Net) | Balances<br>Withdrawn<br>and Other<br>Transactions <sup>3</sup> | Balances, End<br>of Fiscal Year |
|---|---------------------------|-----|-----|------|--|---|--|------------------|---|---------------------------------|
|   | Period of<br>Availability | ATA | AID | MAIN |  |   |  |                  |   |                                 |
|   | 2017-2018                 |     |     |      | 220,460.88                               | -----   | -----  | 77,047.87        | 143,413.01  | -----                           |
|   | No Year                   |     |     |      | 3,822,533.07                             | -----   | -----  | -1,245,991.44    | -----   | 5,068,524.51                    |
|   | Subtotal                  |     | 093 | 0100 | 000                                      | 17,131,687.94   | 53,705,000.00  | 46,710,132.67    | 548,325.86  | 23,578,229.41                   |
| <b>Deductions for Offsetting Receipts</b>                               |                           |     |     |      |  |   |  |                  |   |                                 |
| Proprietary Receipts from the Public                                    |                           |     |     |      | -----                                    | -200.00   | -----  | -200.00          | -----   | -----                           |
| Total, Federal Mediation and Conciliation Service                       |                           |     |     |      | 17,131,687.94                            | 53,704,800.00   | -----  | 46,709,932.67    | 548,325.86  | 23,578,229.41                   |
| <b>Federal Mine Safety and Health Review Commission</b>                 |                           |     |     |      |  |   |  |                  |   |                                 |
| <b>General Fund Accounts</b>  |                           |     |     |      |  |   |  |                  |   |                                 |
| Salaries and Expenses, Federal Mine Safety and Health Review Commission |                           |     |     |      |  |   |  |                  |   |                                 |
| Fund Resources:   |                           |     |     |      |  |   |  |                  |   |                                 |
| Undisbursed Funds   | 2023                      |     | 368 | 2800 | 000                                      | -----   | 18,012,000.00  | -----            | 13,233,089.10   | 4,778,910.90                    |
|   | 2022                      |     |     |      |  | 4,192,419.61  | -----  | 1,114,361.79     | -----   | 3,078,057.82                    |
|   | 2021                      |     |     |      |  | 1,479,237.51  | -----  | 226,262.14       | -----   | 1,252,975.37                    |
|   | 2020                      |     |     |      |  | 1,697,892.80  | -----  | 3,554.17         | -----   | 1,694,338.63                    |
|   | 2019                      |     |     |      |  | 1,237,516.32  | -----  | 92,567.50        | -----   | 1,144,948.82                    |
|   | 2018                      |     |     |      |  | 1,262,350.28  | -----  | -----            | 1,262,350.28  | -----                           |
|   | Subtotal                  |     | 368 | 2800 | 000                                      | 9,869,416.52  | 18,012,000.00  | 14,669,834.70    | 1,262,350.28  | 11,949,231.54                   |
| <b>Deductions for Offsetting Receipts</b>                               |                           |     |     |      |  |   |  |                  |   |                                 |
| Proprietary Receipts from the Public                                    |                           |     |     |      | -----                                    | -322.50   | -----  | -322.50          | -----   | -----                           |
| Total, Federal Mine Safety and Health Review Commission                 |                           |     |     |      | 9,869,416.52                             | 18,011,677.50   | -----  | 14,669,512.20    | 1,262,350.28  | 11,949,231.54                   |
| <b>Federal Trade Commission</b>   |                           |     |     |      |  |   |  |                  |   |                                 |
| <b>General Fund Accounts</b>  |                           |     |     |      |  |   |  |                  |   |                                 |
| Salaries and Expenses, Federal Trade Commission                         |                           |     |     |      |  |   |  |                  |   |                                 |
| Fund Resources:   |                           |     |     |      |  |   |  |                  |   |                                 |
| Undisbursed Funds   | 2021-2026                 |     | 029 | 0100 | 000                                      | 19,206,493.34   | -11,071,823.38   | 5,591,308.98     | -----   | 2,543,360.98                    |
|   | No Year                   |     |     |      |  | 292,834,685.00  | 70,723,632.60  | 204,749,428.24   | -----   | 158,808,889.36                  |
|   | Subtotal                  |     | 029 | 0100 | 000                                      | 312,041,178.34  | 59,651,809.22  | 210,340,737.22   | -----   | 161,352,250.34                  |
| <b>Deductions for Offsetting Receipts</b>                               |                           |     |     |      |  |   |  |                  |   |                                 |
| Proprietary Receipts from the Public                                    |                           |     |     |      | -----                                    | -4,441,826.95   | -----  | -4,441,826.95    | -----   | -----                           |
| Total, Federal Trade Commission   |                           |     |     |      | 312,041,178.34                           | 55,209,982.27   | -----  | 205,898,910.27   | -----   | 161,352,250.34                  |
| <b>Gulf Coast Ecosystem Restoration Council</b>                         |                           |     |     |      |  |   |  |                  |   |                                 |
| <b>General Fund Accounts</b>  |                           |     |     |      |  |   |  |                  |   |                                 |
| Gulf Coast Ecosystem Restoration Council                                |                           |     |     |      |  |   |  |                  |   |                                 |
| Fund Resources:   |                           |     |     |      |  |   |  |                  |   |                                 |
| Undisbursed Funds   | No Year                   |     | 471 | 1770 | 000                                      | 268,892,757.33  | -----  | -6,821,336.81    | -----   | 275,714,094.14                  |

Footnotes at End of Chapter



## Appropriations, Outlays, and Balances - Continued

| Appropriation or Fund Account<br><br>Title   | Account Symbol            |     |     |      | Balances,<br>Beginning of<br>Fiscal Year | Appropriations<br>and Other<br>Obligational<br>Authority <sup>1</sup> | Transfers<br>Borrowings<br>and<br>Investment<br>(Net) <sup>2</sup> | Outlays<br>(Net) | Balances<br>Withdrawn<br>and Other<br>Transactions <sup>3</sup> | Balances, End<br>of Fiscal Year |                |
|--|---------------------------|-----|-----|------|--|---|--|------------------|---|---------------------------------|----------------|
|  | Period of<br>Availability | ATA | AID | MAIN |  |   |  |                  |   |                                 | SUB            |
| <b>Harry S Truman Scholarship Foundation</b>   |                           |     |     |      |  |   |  |                  |   |                                 |                |
| <b>General Fund Accounts</b>   |                           |     |     |      |  |   |  |                  |   |                                 |                |
| Salaries and Expenses, Harry S. Truman Scholarship Foundation                          |                           |     |     |      |  |   |  |                  |   |                                 |                |
| Fund Resources:  |                           |     |     |      |  |   |  |                  |   |                                 |                |
| Undisbursed Funds  | No Year                   |     | 372 | 0950 | 000                                      | -----   | 3,000,000.00   | -----            | 3,000,000.00  | -----                           | -----          |
| <b>Trust Fund Accounts</b>   |                           |     |     |      |  |   |  |                  |   |                                 |                |
| Harry S. Truman Memorial Scholarship Trust Fund, Harry S Truman                        |                           |     |     |      |  |   |  |                  |   |                                 |                |
| Scholarship Foundation   |                           |     |     |      |  |   |  |                  |   |                                 |                |
| Fund Resources:  |                           |     |     |      |  |   |  |                  |   |                                 |                |
| Undisbursed Funds  | No Year                   |     | 372 | 8296 | 000                                      | 46,049,537.73   | 3,089,409.99   | -2,363,352.07    | 2,491,338.79  | -----                           | 44,284,256.86  |
| Unrealized Discount on Investments   |                           |     |     |      |  | -84,524.39  | -----  | 30,097.46        | -----   | -----                           | -54,426.93     |
| Investments in US Treasury Securities  |                           |     |     |      |  | 7,619,099.51  | -----  | 2,333,254.61     | -----   | -----                           | 9,952,354.12   |
| Subtotal   |                           |     | 372 | 8296 | 000                                      | 53,584,112.85   | 3,089,409.99   | -----            | 2,491,338.79  | -----                           | 54,182,184.05  |
| <b>Deductions for Offsetting Receipts</b>  |                           |     |     |      |  |   |  |                  |   |                                 |                |
| Proprietary Receipts from the Public   |                           |     |     |      |  |   |  |                  |   |                                 |                |
|  |                           |     |     |      |  | -----   | -30,767.41   | -----            | -30,767.41  | -----                           | -----          |
| Intrabudgetary Receipts Deducted by Agency   |                           |     |     |      |  |   |  |                  |   |                                 |                |
|  |                           |     |     |      |  | -----   | -3,000,000.00  | -----            | -3,000,000.00   | -----                           | -----          |
| Total, Offsetting Receipts   |                           |     |     |      |  |   |  |                  |   |                                 |                |
|  |                           |     |     |      |  | - 0 -   | -3,030,767.41  | -----            | -3,030,767.41   | -----                           | - 0 -          |
| Total, Harry S Truman Scholarship Foundation   |                           |     |     |      |  |   |  |                  |   |                                 |                |
|  |                           |     |     |      |  | 53,584,112.85   | 3,058,642.58   | -----            | 2,460,571.38  | -----                           | 54,182,184.05  |
| <b>Institute of American Indian and Alaska Native Culture and Arts<br/>Development</b> |                           |     |     |      |  |   |  |                  |   |                                 |                |
| <b>General Fund Accounts</b>   |                           |     |     |      |  |   |  |                  |   |                                 |                |
| Payment to the Institute, Institute of American Indian and Alaska                      |                           |     |     |      |  |   |  |                  |   |                                 |                |
| Native Culture and Arts Development  |                           |     |     |      |  |   |  |                  |   |                                 |                |
| Fund Resources:  |                           |     |     |      |  |   |  |                  |   |                                 |                |
| Undisbursed Funds  | 2023-2024                 |     | 373 | 2900 | 000                                      | -----   | 13,482,000.00  | -----            | 13,482,000.00   | -----                           | -----          |
| <b>Institute of Museum and Library Services</b>  |                           |     |     |      |  |   |  |                  |   |                                 |                |
| <b>General Fund Accounts</b>   |                           |     |     |      |  |   |  |                  |   |                                 |                |
| Office of Museum and Library Services: Grants and Administration,                      |                           |     |     |      |  |   |  |                  |   |                                 |                |
| Institute of Museum and Library Services   |                           |     |     |      |  |   |  |                  |   |                                 |                |
| Fund Resources:  |                           |     |     |      |  |   |  |                  |   |                                 |                |
| Undisbursed Funds  | 2023                      |     | 474 | 0301 | 000                                      | -----   | 294,800,000.00   | -----            | 41,689,554.69   | -----                           | 253,110,445.31 |
|  | 2022                      |     |     |      |  | 242,534,992.27  | -----  | -----            | 158,192,419.61  | -----                           | 84,342,572.66  |
|  | 2021                      |     |     |      |  | 78,056,210.41   | -----  | -----            | 45,476,047.38   | -----                           | 32,580,163.03  |
|  | 2020-2021                 |     |     |      |  | 6,382,512.60  | -----  | -----            | 4,263,735.13  | -----                           | 2,118,777.47   |
|  | 2020                      |     |     |      |  | 33,287,370.62   | -----  | -----            | 19,003,407.26   | -----                           | 14,283,963.36  |
|  | 2019                      |     |     |      |  | 19,282,685.28   | -----  | -----            | 9,014,273.53  | -----                           | 10,268,411.75  |
|  | 2018                      |     |     |      |  | 7,235,749.54  | -----  | -----            | 4,935,920.85  | 2,299,828.69                    | -----          |
|  | No Year                   |     |     |      |  | 71,426,036.01   | -612,502.00  | -----            | 61,052,745.88   | -----                           | 9,760,788.13   |
| Subtotal   |                           |     | 474 | 0301 | 000                                      | 458,205,556.73  | 294,187,498.00   | -----            | 343,628,104.33  | 2,299,828.69                    | 406,465,121.71 |

Footnotes at End of Chapter

Appropriations, Outlays, and Balances - Continued

| Appropriation or Fund Account<br><br>Title  | Account Symbol            |     |     |      | Balances,<br>Beginning of<br>Fiscal Year | Appropriations<br>and Other<br>Obligational<br>Authority <sup>1</sup> | Transfers<br>Borrowings<br>and<br>Investment<br>(Net) <sup>2</sup> | Outlays<br>(Net) | Balances<br>Withdrawn<br>and Other<br>Transactions <sup>3</sup> | Balances, End<br>of Fiscal Year |                |
|---|---------------------------|-----|-----|------|--|---|--|------------------|---|---------------------------------|----------------|
|   | Period of<br>Availability | ATA | AID | MAIN |  |   |  |                  |   |                                 | SUB            |
| <b>Trust Fund Accounts</b>  |                           |     |     |      |  |   |  |                  |   |                                 |                |
| Gifts and Donations, Institute of Museum and Library Services<br>Fund Resources:<br>Undisbursed Funds | No Year                   |     | 474 | 8080 | 000                                      | 79,541.41   | 31,265.00  | -----            | 30,047.47   | -----                           | 80,758.94      |
| <b>Deductions for Offsetting Receipts</b>   |                           |     |     |      |  |   |  |                  |   |                                 |                |
| Proprietary Receipts from the Public  |                           |     |     |      |  | -----   | -36,215.00   | -----            | -36,215.00  | -----                           | -----          |
| Total, Institute of Museum and Library Services   |                           |     |     |      |  | 458,285,098.14  | 294,182,548.00   | -----            | 343,621,936.80  | 2,299,828.69                    | 406,545,880.65 |
| <b>Intelligence Community Management Account</b>  |                           |     |     |      |  |   |  |                  |   |                                 |                |
| <b>General Fund Accounts</b>  |                           |     |     |      |  |   |  |                  |   |                                 |                |
| Expenses, Intelligence Community Management Account<br>Fund Resources:<br>Undisbursed Funds           | 2023                      |     | 467 | 0401 | 000                                      | -----   | 565,814,000.00   | -----            | 477,291,630.85  | -----                           | 88,522,369.15  |
|   | 2022                      |     |     |      |  | 103,776,129.97  | -----  | -----            | 91,907,451.12   | -----                           | 11,868,678.85  |
|   | 2021                      |     |     |      |  | 84,073,354.87   | -----  | -----            | 7,700,640.19  | -----                           | 76,372,714.68  |
|   | 2020                      |     |     |      |  | 32,875,510.84   | -----  | -----            | -8,146,605.96   | -----                           | 41,022,116.80  |
|   | 2019                      |     |     |      |  | 17,565,474.25   | -----  | -----            | -11,669,896.77  | -----                           | 29,235,371.02  |
|   | 2018                      |     |     |      |  | 45,507,718.31   | -----  | -----            | 2,942,294.14  | 42,565,424.17                   | -----          |
| Total, Intelligence Community Management Account  |                           |     |     |      |  | 283,798,188.24  | 565,814,000.00   | -----            | 560,025,513.57  | 42,565,424.17                   | 247,021,250.50 |
| <b>International Trade Commission</b>   |                           |     |     |      |  |   |  |                  |   |                                 |                |
| <b>General Fund Accounts</b>  |                           |     |     |      |  |   |  |                  |   |                                 |                |
| Salaries and Expenses, International Trade Commission<br>Fund Resources:<br>Undisbursed Funds         | No Year                   |     | 034 | 0100 | 000                                      | 22,891,193.38   | 122,400,000.00   | -----            | 111,433,010.42  | -----                           | 33,858,182.96  |
| <b>Deductions for Offsetting Receipts</b>   |                           |     |     |      |  |   |  |                  |   |                                 |                |
| Proprietary Receipts from the Public  |                           |     |     |      |  | -----   | -200.00  | -----            | -200.00   | -----                           | -----          |
| Total, International Trade Commission   |                           |     |     |      |  | 22,891,193.38   | 122,399,800.00   | -----            | 111,432,810.42  | -----                           | 33,858,182.96  |
| <b>James Madison Memorial Fellowship Foundation</b>   |                           |     |     |      |  |   |  |                  |   |                                 |                |
| <b>Trust Fund Accounts</b>  |                           |     |     |      |  |   |  |                  |   |                                 |                |
| James Madison Memorial Fellowship Foundation Trust Fund<br>Fund Resources:<br>Undisbursed Funds       | No Year                   |     | 381 | 8282 | 000                                      | 2,787,758.39  | 1,964,100.71   | 274,605.00       | 2,614,989.25  | -----                           | 2,411,474.85   |
| Unrealized Discount on Investments  |                           |     |     |      |  | -894,183.00   | -----  | -274,605.00      | -----   | -----                           | -1,168,788.00  |
| Investments in US Treasury Securities   |                           |     |     |      |  | 37,341,082.21   | -----  | -----            | -----   | -----                           | 37,341,082.21  |
| Subtotal  |                           |     | 381 | 8282 | 000                                      | 39,234,657.60   | 1,964,100.71   | -----            | 2,614,989.25  | -----                           | 38,583,769.06  |
| <b>Deductions for Offsetting Receipts</b>   |                           |     |     |      |  |   |  |                  |   |                                 |                |
| Proprietary Receipts from the Public  |                           |     |     |      |  | -----   | -1,886.28  | -----            | -1,886.28   | -----                           | -----          |

Footnotes at End of Chapter

## Appropriations, Outlays, and Balances - Continued

| Appropriation or Fund Account<br><br>Title   | Account Symbol            |     |     |      | Balances,<br>Beginning of<br>Fiscal Year | Appropriations<br>and Other<br>Obligational<br>Authority <sup>1</sup> | Transfers<br>Borrowings<br>and<br>Investment<br>(Net) <sup>2</sup> | Outlays<br>(Net) | Balances<br>Withdrawn<br>and Other<br>Transactions <sup>3</sup> | Balances, End<br>of Fiscal Year |               |
|--|---------------------------|-----|-----|------|--|---|--|------------------|---|---------------------------------|---------------|
|  | Period of<br>Availability | ATA | AID | MAIN |  |   |  |                  |   |                                 | SUB           |
| Total, James Madison Memorial Fellowship Foundation                                  |                           |     |     |      | 39,234,657.60                            | 1,962,214.43  | -----  | 2,613,102.97     | -----   | 38,583,769.06                   |               |
| <b>Japan-United States Friendship Commission</b>                                     |                           |     |     |      |  |   |  |                  |   |                                 |               |
| <b>Trust Fund Accounts</b>   |                           |     |     |      |  |   |  |                  |   |                                 |               |
| Japan-United States Friendship Trust Fund, Japan-United States Friendship Commission |                           |     |     |      |  |   |  |                  |   |                                 |               |
| Fund Resources:  |                           |     |     |      |  |   |  |                  |   |                                 |               |
| Undisbursed Funds  | No Year                   |     | 382 | 8025 | 000                                      | 770,131.99  | 1,622,117.61   | 12,918.21        | 2,076,186.69  | -----                           | 328,981.12    |
| Unrealized Discount on Investments   |                           |     |     |      |  | -92,686.10  | -----  | -12,918.21       | -----   | -----                           | -105,604.31   |
| Investments in US Treasury Securities  |                           |     |     |      |  | 35,725,735.47   | -----  | -----            | -----   | -----                           | 35,725,735.47 |
| Total, Japan-United States Friendship Commission                                     |                           |     |     |      |  | 36,403,181.36   | 1,622,117.61   | -----            | 2,076,186.69  | -----                           | 35,949,112.28 |
| <b>Legal Services Corporation</b>  |                           |     |     |      |  |   |  |                  |   |                                 |               |
| <b>General Fund Accounts</b>   |                           |     |     |      |  |   |  |                  |   |                                 |               |
| Payment to the Legal Services Corporation, Legal Services Corporation, Treasury      |                           |     |     |      |  |   |  |                  |   |                                 |               |
| Fund Resources:  |                           |     |     |      |  |   |  |                  |   |                                 |               |
| Undisbursed Funds  | 2023                      |     | 020 | 0501 | 000                                      | -----   | 580,000,000.00   | -----            | 580,000,000.00  | -----                           | -----         |
| <b>Marine Mammal Commission</b>  |                           |     |     |      |  |   |  |                  |   |                                 |               |
| <b>General Fund Accounts</b>   |                           |     |     |      |  |   |  |                  |   |                                 |               |
| Salaries and Expenses, Marine Mammal Commission                                      |                           |     |     |      |  |   |  |                  |   |                                 |               |
| Fund Resources:  |                           |     |     |      |  |   |  |                  |   |                                 |               |
| Undisbursed Funds  | 2023                      |     | 387 | 2200 | 000                                      | -----   | 4,500,000.00   | -----            | 3,200,375.58  | -----                           | 1,299,624.42  |
|  | 2022                      |     |     |      |  | 1,114,377.39  | -----  | -----            | 409,176.63  | -----                           | 705,200.76    |
|  | 2021                      |     |     |      |  | 215,500.99  | -----  | -----            | 48,801.95   | -----                           | 166,699.04    |
|  | 2020                      |     |     |      |  | 153,216.78  | -----  | -----            | 3,500.00  | -----                           | 149,716.78    |
|  | 2019                      |     |     |      |  | 42,179.14   | -----  | -----            | -----   | -----                           | 42,179.14     |
|  | 2018                      |     |     |      |  | 232,089.71  | -----  | -----            | 8,871.00  | 223,218.71                      | -----         |
| Total, Marine Mammal Commission  |                           |     |     |      |  | 1,757,364.01  | 4,500,000.00   | -----            | 3,670,725.16  | 223,218.71                      | 2,363,420.14  |
| <b>Merit Systems Protection Board</b>  |                           |     |     |      |  |   |  |                  |   |                                 |               |
| <b>General Fund Accounts</b>   |                           |     |     |      |  |   |  |                  |   |                                 |               |
| Salaries and Expenses, Merit Systems Protection Board                                |                           |     |     |      |  |   |  |                  |   |                                 |               |
| Fund Resources:  |                           |     |     |      |  |   |  |                  |   |                                 |               |
| Undisbursed Funds  | 2023-2024                 |     | 389 | 0100 | 000                                      | -----   | 49,655,000.00  | -----            | 38,318,292.85   | -----                           | 11,336,707.15 |
|  | 2022-2023                 |     |     |      |  | 10,357,067.65   | -----  | -----            | 9,183,121.00  | -----                           | 1,173,946.65  |
|  | 2021-2022                 |     |     |      |  | 1,389,674.70  | -----  | -----            | 712,679.61  | -----                           | 676,995.09    |
|  | 2020-2021                 |     |     |      |  | 1,571,196.89  | -----  | -----            | 300,251.87  | -----                           | 1,270,945.02  |
|  | 2019-2020                 |     |     |      |  | 648,278.21  | -----  | -----            | 1,538.26  | -----                           | 646,739.95    |
|  | 2018-2019                 |     |     |      |  | 1,153,445.10  | -----  | -----            | 47,611.12   | -----                           | 1,105,833.98  |
|  | 2018                      |     |     |      |  | 218.65  | -----  | -----            | 218.65  | -----                           | -----         |
|  | 2017-2018                 |     |     |      |  | 564,933.75  | -----  | -----            | -5,185.66   | 570,119.41                      | -----         |

Footnotes at End of Chapter

Appropriations, Outlays, and Balances - Continued

| Appropriation or Fund Account<br><br>Title  | Account Symbol            |     |     |      | Balances,<br>Beginning of<br>Fiscal Year | Appropriations<br>and Other<br>Obligational<br>Authority <sup>1</sup> | Transfers<br>Borrowings<br>and<br>Investment<br>(Net) <sup>2</sup> | Outlays<br>(Net) | Balances<br>Withdrawn<br>and Other<br>Transactions <sup>3</sup> | Balances, End<br>of Fiscal Year |               |
|---|---------------------------|-----|-----|------|--|---|--|------------------|---|---------------------------------|---------------|
|   | Period of<br>Availability | ATA | AID | MAIN |  |   |  |                  |   |                                 | SUB           |
| <b>Deductions for Offsetting Receipts</b>   | Subtotal                  |     | 389 | 0100 | 000                                      | 15,684,814.95   | 49,655,000.00  | -----            | 48,558,527.70   | 570,119.41                      | 16,211,167.84 |
| Proprietary Receipts from the Public  |                           |     |     |      |  | -----   | -44.62   | -----            | -44.62  | -----                           | -----         |
| Total, Merit Systems Protection Board   |                           |     |     |      |  | 15,684,814.95   | 49,654,955.38  | -----            | 48,558,483.08   | 570,119.41                      | 16,211,167.84 |
| <b>Military Compensation and Retirement Modernization Commission</b>  |                           |     |     |      |  |   |  |                  |   |                                 |               |
| <b>General Fund Accounts</b>  |                           |     |     |      |  |   |  |                  |   |                                 |               |
| Military Compensation and Retirement Modernization Commission<br>Fund Resources:  |                           |     |     |      |  |   |  |                  |   |                                 |               |
| Undisbursed Funds   | No Year                   |     | 479 | 2994 | 000                                      | 1,327,076.56  | -----  | -----            | -----   | -----                           | 1,327,076.56  |
| <b>Morris K. Udall and Stewart L. Udall Foundation</b>  |                           |     |     |      |  |   |  |                  |   |                                 |               |
| <b>General Fund Accounts</b>  |                           |     |     |      |  |   |  |                  |   |                                 |               |
| Federal Payment to Morris K. Udall Scholarship and Excellence in<br>National Environmental Policy Foundation<br>Fund Resources: |                           |     |     |      |  |   |  |                  |   |                                 |               |
| Undisbursed Funds   | No Year                   |     | 487 | 0900 | 000                                      | 38,360.00   | 1,800,000.00   | 42,456.00        | 1,880,816.00  | -----                           | -----         |
| Environmental Dispute Resolution Fund, Morris K. Udall and Stewart L.<br>Udall Foundation<br>Fund Resources:                    |                           |     |     |      |  |   |  |                  |   |                                 |               |
| Undisbursed Funds   | No Year                   |     | 487 | 0925 | 000                                      | 6,613,725.59  | 3,943,000.00   | 3,986,250.00     | 3,707,557.87  | -----                           | 10,835,417.72 |
| Unrealized Discount on Investments  |                           |     |     |      |  | -13,750.00  | -----  | 13,750.00        | -----   | -----                           | -----         |
| Investments in US Treasury Securities   |                           |     |     |      |  | 4,000,000.00  | -----  | -4,000,000.00    | -----   | -----                           | -----         |
| Subtotal  |                           |     | 487 | 0925 | 000                                      | 10,599,975.59   | 3,943,000.00   | -----            | 3,707,557.87  | -----                           | 10,835,417.72 |
| <b>Trust Fund Accounts</b>  |                           |     |     |      |  |   |  |                  |   |                                 |               |
| Morris K. Udall and Stewart L. Udall Trust Fund, Morris K. Udall and<br>Stewart L. Udall Foundation<br>Fund Resources:          |                           |     |     |      |  |   |  |                  |   |                                 |               |
| Undisbursed Funds   | No Year                   |     | 487 | 8615 | 000                                      | 3,316,068.79  | 4,051,852.32   | 13,927,812.50    | 3,101,120.24  | -----                           | 18,194,613.37 |
| Unrealized Discount on Investments  |                           |     |     |      |  | -109,657.32   | -----  | 72,187.50        | -----   | -----                           | -37,469.82    |
| Investments in US Treasury Securities   |                           |     |     |      |  | 51,477,955.55   | -----  | -14,000,000.00   | -----   | -----                           | 37,477,955.55 |
| Subtotal  |                           |     | 487 | 8615 | 000                                      | 54,684,367.02   | 4,051,852.32   | -----            | 3,101,120.24  | -----                           | 55,635,099.10 |
| <b>Deductions for Offsetting Receipts</b>   |                           |     |     |      |  |   |  |                  |   |                                 |               |
| Proprietary Receipts from the Public  |                           |     |     |      |  | -----   | -1,800,535.34  | -----            | -1,800,535.34   | -----                           | -----         |
| Total, Morris K. Udall and Stewart L. Udall Foundation  |                           |     |     |      |  | 65,322,702.61   | 7,994,316.98   | 42,456.00        | 6,888,958.77  | -----                           | 66,470,516.82 |
| <b>National Archives and Records Administration</b>   |                           |     |     |      |  |   |  |                  |   |                                 |               |
| <b>General Fund Accounts</b>  |                           |     |     |      |  |   |  |                  |   |                                 |               |
| Operating Expenses, National Archives and Records Administration<br>Fund Resources:   |                           |     |     |      |  |   |  |                  |   |                                 |               |
| Undisbursed Funds   | 2023                      |     | 088 | 0300 | 000                                      | -----   | 395,520,000.00   | -----            | 332,203,238.91  | -----                           | 63,316,761.09 |
|   | 2022                      |     |     |      |  | 41,631,270.56   | -----  | -----            | 37,974,044.70   | -----                           | 3,657,225.86  |
|   | 2021                      |     |     |      |  | 7,071,794.01  | -----  | -----            | 5,431,184.19  | -----                           | 1,640,609.82  |

Footnotes at End of Chapter

## Appropriations, Outlays, and Balances - Continued

| Appropriation or Fund Account<br><br>Title  | Account Symbol            |     |      |      | Balances,<br>Beginning of<br>Fiscal Year | Appropriations<br>and Other<br>Obligational<br>Authority <sup>1</sup> | Transfers<br>Borrowings<br>and<br>Investment<br>(Net) <sup>2</sup> | Outlays<br>(Net) | Balances<br>Withdrawn<br>and Other<br>Transactions <sup>3</sup> | Balances, End<br>of Fiscal Year |
|---|---------------------------|-----|------|------|--|---|--|------------------|---|---------------------------------|
|   | Period of<br>Availability | ATA | AID  | MAIN |  |   |  |                  |   |                                 |
|   | 2020-2021                 |     |      |      | 10,383.21                                | -----   | -----  | -----            | -----   | 10,383.21                       |
|   | 2020                      |     |      |      | 3,208,519.44                             | -----   | -----  | 295,901.14       | -----   | 2,912,618.30                    |
|   | 2019                      |     |      |      | 3,200,027.96                             | -----   | -----  | -224.82          | -----   | 3,200,252.78                    |
|   | 2018                      |     |      |      | 3,504,678.03                             | -----   | -----  | -52,762.92       | 3,557,440.95  | -----                           |
|   | 2017-2018                 |     |      |      | 208,183.63                               | -----   | -----  | -----            | 208,183.63  | -----                           |
|   | No Year                   |     |      |      | 60,241,381.24                            | 32,000,000.00   | -2,000,000.00  | 26,910,531.21    | -----   | 63,330,850.03                   |
|   | Subtotal                  | 088 | 0300 | 000  | 119,076,238.08                           | 427,520,000.00  | -2,000,000.00  | 402,761,912.41   | 3,765,624.58  | 138,068,701.09                  |
| National Historical Publications and Records Commission, National Archives and Records Administration Fund Resources: |                           |     |      |      |  |   |  |                  |   |                                 |
| Undisbursed Funds   | 2023                      | 088 | 0301 | 000  | -----                                    | 22,573,000.00   | -----  | 628,068.32       | -----   | 21,944,931.68                   |
|   | 2022                      |     |      |      | 5,265,000.00                             | -----   | -----  | 815,822.36       | -----   | 4,449,177.64                    |
|   | No Year                   |     |      |      | 13,470,852.57                            | 12,000,000.00   | -----  | 7,264,112.20     | -----   | 18,206,740.37                   |
|   | Subtotal                  | 088 | 0301 | 000  | 18,735,852.57                            | 34,573,000.00   | -----  | 8,708,002.88     | -----   | 44,600,849.69                   |
| Repairs and Restoration, National Archives and Records Administration Fund Resources:                                 |                           |     |      |      |  |   |  |                  |   |                                 |
| Undisbursed Funds   | No Year                   | 088 | 0302 | 000  | 73,972,643.41                            | 22,224,000.00   | -----  | 9,880,653.19     | -----   | 86,315,990.22                   |
| Office of Inspector General, National Archives and Records Administration Fund Resources:                             |                           |     |      |      |  |   |  |                  |   |                                 |
| Undisbursed Funds   | 2023                      | 088 | 0305 | 000  | -----                                    | 5,980,000.00  | -----  | 3,935,616.71     | -----   | 2,044,383.29                    |
|   | 2022                      |     |      |      | 653,698.45                               | -----   | -----  | 440,430.10       | -----   | 213,268.35                      |
|   | 2021                      |     |      |      | 137,203.95                               | -----   | -----  | 77,012.14        | -----   | 60,191.81                       |
|   | 2020                      |     |      |      | 73,440.11                                | -----   | -----  | -----            | -----   | 73,440.11                       |
|   | 2019                      |     |      |      | 523,748.27                               | -----   | -----  | -----            | -----   | 523,748.27                      |
|   | 2018                      |     |      |      | 537,417.61                               | -----   | -----  | -----            | 537,417.61  | -----                           |
|   | Subtotal                  | 088 | 0305 | 000  | 1,925,508.39                             | 5,980,000.00  | -----  | 4,453,058.95     | 537,417.61  | 2,915,031.83                    |
| <b>Intragovernmental Funds</b>  |                           |     |      |      |  |   |  |                  |   |                                 |
| Records Center Revolving Fund, National Archives and Records Administration Fund Resources:                           |                           |     |      |      |  |   |  |                  |   |                                 |
| Undisbursed Funds   | 2021-2022                 | 088 | 4578 | 000  | 8,220,710.83                             | -----   | -----  | 5,167,580.46     | -----   | 3,053,130.37                    |
|   | No Year                   |     |      |      | 58,890,773.71                            | -----   | -----  | 1,197,487.72     | -----   | 57,693,285.99                   |
|   | Subtotal                  | 088 | 4578 | 000  | 67,111,484.54                            | -----   | -----  | 6,365,068.18     | -----   | 60,746,416.36                   |
| <b>Trust Fund Accounts</b>  |                           |     |      |      |  |   |  |                  |   |                                 |
| National Archives Gift Fund, National Archives and Records Administration Fund Resources:                             |                           |     |      |      |  |   |  |                  |   |                                 |
| Undisbursed Funds   | No Year                   | 088 | 8127 | 000  | 99,999.75                                | 3,729,364.63  | -1,102,395.60  | 2,619,310.33     | -----   | 107,658.45                      |
| Investments in US Treasury Securities   |                           |     |      |      | 7,609,277.32                             | -----   | 1,102,395.60   | -----            | -----   | 8,711,672.92                    |
|   | Subtotal                  | 088 | 8127 | 000  | 7,709,277.07                             | 3,729,364.63  | -----  | 2,619,310.33     | -----   | 8,819,331.37                    |

Footnotes at End of Chapter

Appropriations, Outlays, and Balances - Continued

| Appropriation or Fund Account<br><br>Title  | Account Symbol            |     |     |      | Balances,<br>Beginning of<br>Fiscal Year | Appropriations<br>and Other<br>Obligational<br>Authority <sup>1</sup> | Transfers<br>Borrowings<br>and<br>Investment<br>(Net) <sup>2</sup> | Outlays<br>(Net) | Balances<br>Withdrawn<br>and Other<br>Transactions <sup>3</sup> | Balances, End<br>of Fiscal Year |                |
|---|---------------------------|-----|-----|------|--|---|--|------------------|---|---------------------------------|----------------|
|   | Period of<br>Availability | ATA | AID | MAIN |  |   |  |                  |   |                                 | SUB            |
| National Archives Trust Fund, National Archives and Records Administration<br>Fund Resources: |                           |     |     |      |  |   |  |                  |   |                                 |                |
| Undisbursed Funds   | No Year                   |     | 088 | 8436 | 000                                      | 530,798.09  | -----  | -316,105.82      | -473,679.27   | -----                           | 688,371.54     |
| Investments in US Treasury Securities   |                           |     |     |      |  | 5,093,169.83  | -----  | 315,605.82       | -----   | -----                           | 5,408,775.65   |
| Funds Held Outside the Treasury   |                           |     |     |      |  | 36,290.00   | -----  | 500.00           | -----   | -----                           | 36,790.00      |
| Subtotal  |                           |     | 088 | 8436 | 000                                      | 5,660,257.92  | -----  | -----            | -473,679.27   | -----                           | 6,133,937.19   |
| <b>Deductions for Offsetting Receipts</b>   |                           |     |     |      |  |   |  |                  |   |                                 |                |
| Proprietary Receipts from the Public  |                           |     |     |      |  | -----   | -3,363,441.62  | -----            | -3,363,441.62   | -----                           | -----          |
| Total, National Archives and Records Administration   |                           |     |     |      |  | 294,191,261.98  | 490,662,923.01   | -2,000,000.00    | 430,950,885.05  | 4,303,042.19                    | 347,600,257.75 |
| <b>National Capital Planning Commission</b>   |                           |     |     |      |  |   |  |                  |   |                                 |                |
| <b>General Fund Accounts</b>  |                           |     |     |      |  |   |  |                  |   |                                 |                |
| Salaries and Expenses, National Capital Planning Commission<br>Fund Resources:                |                           |     |     |      |  |   |  |                  |   |                                 |                |
| Undisbursed Funds   | 2023                      |     | 394 | 2500 | 000                                      | -----   | 8,750,000.00   | -----            | 6,883,419.33  | -----                           | 1,866,580.67   |
|   | 2022                      |     |     |      |  | 1,241,956.30  | -----  | -----            | 1,078,511.75  | -----                           | 163,444.55     |
|   | 2021                      |     |     |      |  | 59,455.75   | -----  | -----            | 19,445.95   | -----                           | 40,009.80      |
|   | 2020                      |     |     |      |  | 256,548.98  | -----  | -----            | 4,928.44  | -----                           | 251,620.54     |
|   | 2019                      |     |     |      |  | 234,196.83  | -----  | -----            | 12,549.13   | -----                           | 221,647.70     |
|   | 2018                      |     |     |      |  | 190,174.08  | -----  | -----            | -----   | 190,174.08                      | -----          |
|   | No Year                   |     |     |      |  | 9,476.51  | -----  | -----            | -8,200,000.00   | -----                           | 8,209,476.51   |
| Total, National Capital Planning Commission   |                           |     |     |      |  | 1,991,808.45  | 8,750,000.00   | -----            | -201,145.40   | 190,174.08                      | 10,752,779.77  |
| <b>National Council on Disability</b>   |                           |     |     |      |  |   |  |                  |   |                                 |                |
| <b>General Fund Accounts</b>  |                           |     |     |      |  |   |  |                  |   |                                 |                |
| Salaries and Expenses, National Council on Disability<br>Fund Resources:                      |                           |     |     |      |  |   |  |                  |   |                                 |                |
| Undisbursed Funds   | 2023                      |     | 413 | 3500 | 000                                      | -----   | 3,850,000.00   | -----            | 3,611,744.46  | -----                           | 238,255.54     |
|   | 2022                      |     |     |      |  | 529,410.60  | -----  | -----            | 384,758.40  | -----                           | 144,652.20     |
|   | 2021                      |     |     |      |  | 83,254.64   | -----  | -----            | 28,012.06   | -----                           | 55,242.58      |
|   | 2020                      |     |     |      |  | 133,914.24  | -----  | -----            | -23.10  | -----                           | 133,937.34     |
|   | 2019                      |     |     |      |  | 37,043.44   | -----  | -----            | 1,928.00  | -----                           | 35,115.44      |
|   | 2018                      |     |     |      |  | 16,944.69   | -----  | -----            | -----   | 16,944.69                       | -----          |
|   | No Year                   |     |     |      |  | 135.53  | -----  | -----            | -----   | -----                           | 135.53         |
| Subtotal  |                           |     | 413 | 3500 | 000                                      | 800,703.14  | 3,850,000.00   | -----            | 4,026,419.82  | 16,944.69                       | 607,338.63     |
| <b>Trust Fund Accounts</b>  |                           |     |     |      |  |   |  |                  |   |                                 |                |
| Gifts and Donations, National Council on Disability<br>Fund Resources:                        |                           |     |     |      |  |   |  |                  |   |                                 |                |
| Undisbursed Funds   | No Year                   |     | 413 | 8077 | 000                                      | -----   | 4,000.00   | -----            | -----   | -----                           | 4,000.00       |
| Total, National Council on Disability   |                           |     |     |      |  | 800,703.14  | 3,854,000.00   | -----            | 4,026,419.82  | 16,944.69                       | 611,338.63     |

Footnotes at End of Chapter

## Appropriations, Outlays, and Balances - Continued

| Appropriation or Fund Account<br><br>Title                                       | Account Symbol            |     |     |      | Balances,<br>Beginning of<br>Fiscal Year | Appropriations<br>and Other<br>Obligational<br>Authority <sup>1</sup> | Transfers<br>Borrowings<br>and<br>Investment<br>(Net) <sup>2</sup> | Outlays<br>(Net) | Balances<br>Withdrawn<br>and Other<br>Transactions <sup>3</sup> | Balances, End<br>of Fiscal Year |                   |
|--|---------------------------|-----|-----|------|--|---|--|------------------|---|---------------------------------|-------------------|
|  | Period of<br>Availability | ATA | AID | MAIN |  |   |  |                  |   |                                 | SUB               |
| <b>National Credit Union Administration</b>                                      |                           |     |     |      |  |   |  |                  |   |                                 |                   |
| <b>Public Enterprise Funds</b>   |                           |     |     |      |  |   |  |                  |   |                                 |                   |
| Operating Fund, National Credit Union Administration                             |                           |     |     |      |  |   |  |                  |   |                                 |                   |
| Fund Resources:  |                           |     |     |      |  |   |  |                  |   |                                 |                   |
| Undisbursed Funds  | No Year                   |     | 025 | 4056 | 000                                      | 21,848,415.76   | -----  | 8,384,000.00     | 11,137,568.18   | -----                           | 19,094,847.58     |
| Investments in US Treasury Securities  |                           |     |     |      |  | 132,598,000.00  | -----  | -8,384,000.00    | -----   | -----                           | 124,214,000.00    |
|  | Subtotal                  |     | 025 | 4056 | 000                                      | 154,446,415.76  | -----  | -----            | 11,137,568.18   | -----                           | 143,308,847.58    |
| National Credit Union Share Insurance Fund, National Credit Union Administration |                           |     |     |      |  |   |  |                  |   |                                 |                   |
| Fund Resources:  |                           |     |     |      |  |   |  |                  |   |                                 |                   |
| Undisbursed Funds  | No Year                   |     | 025 | 4468 | 000                                      | 29,413,974.41   | -----  | -866,602,990.29  | -863,052,965.73   | -----                           | 25,863,949.85     |
| Unrealized Discount on Investments   |                           |     |     |      |  | -177,492,187.50   | -----  | 19,187,500.00    | -----   | -----                           | -158,304,687.50   |
| Investments in US Treasury Securities  |                           |     |     |      |  | 20,712,179,321.46   | -----  | 847,415,490.29   | -----   | -----                           | 21,559,594,811.75 |
|  | Subtotal                  |     | 025 | 4468 | 000                                      | 20,564,101,108.37   | -----  | -----            | -863,052,965.73   | -----                           | 21,427,154,074.10 |
| Central Liquidity Facility, National Credit Union Administration                 |                           |     |     |      |  |   |  |                  |   |                                 |                   |
| Fund Resources:  |                           |     |     |      |  |   |  |                  |   |                                 |                   |
| Undisbursed Funds  | No Year                   |     | 025 | 4470 | 000                                      | 1,000,000.00  | -----  | 367,921,410.61   | 368,400,416.13  | -----                           | 520,994.48        |
| Unrealized Discount on Investments   |                           |     |     |      |  | -3,024,826.56   | -----  | 1,024,928.24     | -----   | -----                           | -1,999,898.32     |
| Investments in US Treasury Securities  |                           |     |     |      |  | 1,237,794,325.11  | -----  | -368,946,338.85  | -----   | -----                           | 868,847,986.26    |
|  | Subtotal                  |     | 025 | 4470 | 000                                      | 1,235,769,498.55  | -----  | -----            | 368,400,416.13  | -----                           | 867,369,082.42    |
| Community Development Revolving Loan Fund, National Credit Union Administration  |                           |     |     |      |  |   |  |                  |   |                                 |                   |
| Fund Resources:  |                           |     |     |      |  |   |  |                  |   |                                 |                   |
| Undisbursed Funds  | 2023-2024                 |     | 025 | 4472 | 000                                      | -----   | 3,500,000.00   | -----            | -----   | -----                           | 3,500,000.00      |
|  | 2022-2023                 |     |     |      |  | 1,545,000.00  | -----  | -----            | 398,305.30  | -----                           | 1,146,694.70      |
|  | 2021-2022                 |     |     |      |  | 1,215,690.26  | -----  | -----            | 786,136.77  | -----                           | 429,553.49        |
|  | 2020-2021                 |     |     |      |  | 151,739.19  | -----  | -----            | 77,137.86   | -----                           | 74,601.33         |
|  | 2019-2020                 |     |     |      |  | 400,558.04  | -----  | -----            | 91,678.33   | -----                           | 308,879.71        |
|  | 2018-2019                 |     |     |      |  | 296,727.60  | -----  | -----            | -----   | -----                           | 296,727.60        |
|  | 2017-2018                 |     |     |      |  | 470,787.56  | -----  | -----            | -----   | 470,787.56                      | -----             |
|  | No Year                   |     |     |      |  | 1,003,793.45  | -----  | -1,467,000.00    | -2,218,610.43   | -----                           | 1,755,403.88      |
| Investments in US Treasury Securities  |                           |     |     |      |  | 9,149,000.00  | -----  | 1,467,000.00     | -----   | -----                           | 10,616,000.00     |
|  | Subtotal                  |     | 025 | 4472 | 000                                      | 14,233,296.10   | 3,500,000.00   | -----            | -865,352.17   | 470,787.56                      | 18,127,860.71     |
| <b>Deductions for Offsetting Receipts</b>  |                           |     |     |      |  |   |  |                  |   |                                 |                   |
| Proprietary Receipts from the Public   |                           |     |     |      |  | -----   | -7.15  | -----            | -7.15   | -----                           | -----             |
| Total, National Credit Union Administration                                      |                           |     |     |      |  | 21,968,550,318.78   | 3,499,992.85   | -----            | -484,380,340.74   | 470,787.56                      | 22,455,959,864.81 |
| <b>National Endowment for the Arts</b>   |                           |     |     |      |  |   |  |                  |   |                                 |                   |
| <b>General Fund Accounts</b>   |                           |     |     |      |  |   |  |                  |   |                                 |                   |

Footnotes at End of Chapter

Appropriations, Outlays, and Balances - Continued

| Appropriation or Fund Account<br><br>Title   | Account Symbol            |     |     |      | Balances,<br>Beginning of<br>Fiscal Year | Appropriations<br>and Other<br>Obligational<br>Authority <sup>1</sup> | Transfers<br>Borrowings<br>and<br>Investment<br>(Net) <sup>2</sup> | Outlays<br>(Net) | Balances<br>Withdrawn<br>and Other<br>Transactions <sup>3</sup> | Balances, End<br>of Fiscal Year |                |
|--|---------------------------|-----|-----|------|--|---|--|------------------|---|---------------------------------|----------------|
|  | Period of<br>Availability | ATA | AID | MAIN |  |   |  |                  |   |                                 | SUB            |
| Grants and Administration, National Endowment for the Arts<br>Fund Resources:  |                           |     |     |      |  |   |  |                  |   |                                 |                |
| Undisbursed Funds  | 2020-2021                 |     | 417 | 0100 | 000                                      | 1,966,107.52  | -----  | -----            | 1,779,238.27  | -----                           | 186,869.25     |
| No Year  |                           |     |     |      |  | 278,296,679.58  | 203,785,989.00   | -----            | 229,080,834.76  | -----                           | 253,001,833.82 |
| Subtotal   |                           |     | 417 | 0100 | 000                                      | 280,262,787.10  | 203,785,989.00   | -----            | 230,860,073.03  | -----                           | 253,188,703.07 |
| Arts and Artifacts Indemnity Fund, National Endowment for the Arts<br>Fund Resources:  |                           |     |     |      |  |   |  |                  |   |                                 |                |
| Undisbursed Funds  | No Year                   |     | 417 | 0101 | 000                                      | 280,484.00  | -----  | -----            | -----   | -----                           | 280,484.00     |
| <b>Trust Fund Accounts</b>   |                           |     |     |      |  |   |  |                  |   |                                 |                |
| Gifts and Donations, National Endowment for the Arts<br>Fund Resources:  |                           |     |     |      |  |   |  |                  |   |                                 |                |
| Undisbursed Funds  | No Year                   |     | 417 | 8040 | 000                                      | 5,209,154.33  | 1,006,216.75   | -----            | 124,615.49  | -----                           | 6,090,755.59   |
| <b>Deductions for Offsetting Receipts</b>  |                           |     |     |      |  |   |  |                  |   |                                 |                |
| Proprietary Receipts from the Public   |                           |     |     |      |  | -----   | -1,006,216.75  | -----            | -1,006,216.75   | -----                           | -----          |
| Intrabudgetary Receipts Deducted by Agency   |                           |     |     |      |  | -----   | -0.40  | -----            | -0.40   | -----                           | -----          |
| Total, Offsetting Receipts   |                           |     |     |      |  | - 0 -   | -1,006,217.15  | -----            | -1,006,217.15   | -----                           | - 0 -          |
| Total, National Endowment for the Arts   |                           |     |     |      |  | 285,752,425.43  | 203,785,988.60   | -----            | 229,978,471.37  | -----                           | 259,559,942.66 |
| <b>National Endowment for the Humanities</b>   |                           |     |     |      |  |   |  |                  |   |                                 |                |
| <b>General Fund Accounts</b>   |                           |     |     |      |  |   |  |                  |   |                                 |                |
| Grants and Administration, National Endowment for the Humanities,<br>National Foundation on the Arts and Humanities<br>Fund Resources: |                           |     |     |      |  |   |  |                  |   |                                 |                |
| Undisbursed Funds  | 2020-2021                 |     | 418 | 0200 | 000                                      | 5,282,756.24  | -----  | -----            | 4,621,768.04  | -----                           | 660,988.20     |
| No Year  |                           |     |     |      |  | 322,909,361.36  | 206,811,403.00   | -----            | 243,918,499.57  | -----                           | 285,802,264.79 |
| Subtotal   |                           |     | 418 | 0200 | 000                                      | 328,192,117.60  | 206,811,403.00   | -----            | 248,540,267.61  | -----                           | 286,463,252.99 |
| <b>Trust Fund Accounts</b>   |                           |     |     |      |  |   |  |                  |   |                                 |                |
| Gifts and Donations, National Endowment for the Humanities<br>Fund Resources:  |                           |     |     |      |  |   |  |                  |   |                                 |                |
| Undisbursed Funds  | No Year                   |     | 418 | 8050 | 000                                      | 702,716.79  | 213,207.85   | -----            | 381,922.04  | -----                           | 534,002.60     |
| <b>Deductions for Offsetting Receipts</b>  |                           |     |     |      |  |   |  |                  |   |                                 |                |
| Proprietary Receipts from the Public   |                           |     |     |      |  | -----   | -233,486.17  | -----            | -233,486.17   | -----                           | -----          |
| Total, National Endowment for the Humanities   |                           |     |     |      |  | 328,894,834.39  | 206,791,124.68   | -----            | 248,688,703.48  | -----                           | 286,997,255.59 |
| <b>National Labor Relations Board</b>  |                           |     |     |      |  |   |  |                  |   |                                 |                |
| <b>General Fund Accounts</b>   |                           |     |     |      |  |   |  |                  |   |                                 |                |
| Salaries and Expenses, National Labor Relations Board<br>Fund Resources:   |                           |     |     |      |  |   |  |                  |   |                                 |                |
| Undisbursed Funds  | 2023                      |     | 420 | 0100 | 000                                      | -----   | 299,224,000.00   | -----            | 257,903,711.34  | -----                           | 41,320,288.66  |
| 2022   |                           |     |     |      |  | 25,885,779.90   | -----  | -----            | 24,045,352.35   | -----                           | 1,840,427.55   |
| 2021   |                           |     |     |      |  | 6,938,392.46  | -----  | -----            | 1,640,605.17  | -----                           | 5,297,787.29   |

Footnotes at End of Chapter



## Appropriations, Outlays, and Balances - Continued

| Appropriation or Fund Account<br><br>Title                                 | Account Symbol            |     |     |      | Balances,<br>Beginning of<br>Fiscal Year | Appropriations<br>and Other<br>Obligational<br>Authority <sup>1</sup> | Transfers<br>Borrowings<br>and<br>Investment<br>(Net) <sup>2</sup> | Outlays<br>(Net) | Balances<br>Withdrawn<br>and Other<br>Transactions <sup>3</sup> | Balances, End<br>of Fiscal Year |              |
|--|---------------------------|-----|-----|------|--|---|--|------------------|---|---------------------------------|--------------|
|  | Period of<br>Availability | ATA | AID | MAIN |  |   |  |                  |   |                                 | SUB          |
|  | 2020                      |     |     |      | 3,839,481.78                             | -----   | -----  | 2,047,557.53     | -----   | 1,791,924.25                    |              |
|  | 2019                      |     |     |      | 6,398,143.58                             | -----   | -----  | 92,251.97        | -----   | 6,305,891.61                    |              |
|  | 2018                      |     |     |      | 3,701,481.26                             | -----   | -----  | 662.46           | 3,700,818.80  | -----                           |              |
|  | Subtotal                  |     | 420 | 0100 | 46,763,278.98                            | 299,224,000.00  | -----  | 285,730,140.82   | 3,700,818.80  | 56,556,319.36                   |              |
| <b>Deductions for Offsetting Receipts</b>                                  |                           |     |     |      |  |   |  |                  |   |                                 |              |
| Proprietary Receipts from the Public                                       |                           |     |     |      | -----                                    | -317,081.69   | -----  | -317,081.69      | -----   | -----                           |              |
| Intrabudgetary Receipts Deducted by Agency                                 |                           |     |     |      | -----                                    | -2,250.00   | -----  | -2,250.00        | -----   | -----                           |              |
| Total, Offsetting Receipts   |                           |     |     |      | - 0 -                                    | -319,331.69   | -----  | -319,331.69      | -----   | - 0 -                           |              |
| Total, National Labor Relations Board                                      |                           |     |     |      | 46,763,278.98                            | 298,904,668.31  | -----  | 285,410,809.13   | 3,700,818.80  | 56,556,319.36                   |              |
| <b>National Mediation Board</b>  |                           |     |     |      |  |   |  |                  |   |                                 |              |
| <b>General Fund Accounts</b>   |                           |     |     |      |  |   |  |                  |   |                                 |              |
| Salaries and Expenses, National Mediation Board                            |                           |     |     |      |  |   |  |                  |   |                                 |              |
| Fund Resources:  |                           |     |     |      |  |   |  |                  |   |                                 |              |
| Undisbursed Funds  | 2023                      |     | 421 | 2400 | 000                                      | -----   | 15,113,000.00  | -----            | 10,627,308.38   | -----                           | 4,485,691.62 |
|  | 2022                      |     |     |      |  | 4,486,788.53  | -----  | 2,662,044.30     | -----   | 1,824,744.23                    |              |
|  | 2021                      |     |     |      |  | 843,541.01  | -----  | 129,956.35       | -----   | 713,584.66                      |              |
|  | 2020                      |     |     |      |  | 1,203,097.19  | -----  | 28,129.56        | -----   | 1,174,967.63                    |              |
|  | 2019                      |     |     |      |  | 1,320,710.43  | -----  | -7.84            | -----   | 1,320,718.27                    |              |
|  | 2018                      |     |     |      |  | 2,746,870.45  | -----  | -----            | 2,746,870.45  | -----                           |              |
|  | Subtotal                  |     | 421 | 2400 | 000                                      | 10,601,007.61   | 15,113,000.00  | -----            | 13,447,430.75   | 2,746,870.45                    | 9,519,706.41 |
| <b>Deductions for Offsetting Receipts</b>                                  |                           |     |     |      |  |   |  |                  |   |                                 |              |
| Proprietary Receipts from the Public                                       |                           |     |     |      |  | -----   | -0.08  | -----            | -0.08   | -----                           |              |
| Total, National Mediation Board  |                           |     |     |      |  | 10,601,007.61   | 15,112,999.92  | -----            | 13,447,430.67   | 2,746,870.45                    | 9,519,706.41 |
| <b>National Railroad Passenger Corporation Office of Inspector General</b> |                           |     |     |      |  |   |  |                  |   |                                 |              |
| <b>General Fund Accounts</b>   |                           |     |     |      |  |   |  |                  |   |                                 |              |
| Salaries and Expenses, Office of Inspector General, National Railroad      |                           |     |     |      |  |   |  |                  |   |                                 |              |
| Passenger Corporation  |                           |     |     |      |  |   |  |                  |   |                                 |              |
| Fund Resources:  |                           |     |     |      |  |   |  |                  |   |                                 |              |
| Undisbursed Funds  | 2023                      |     | 575 | 2996 | 000                                      | -----   | 27,935,000.00  | -----            | 23,835,445.19   | -----                           | 4,099,554.81 |
|  | 2022                      |     |     |      |  | 4,730,062.75  | -----  | 3,595,786.78     | -----   | 1,134,275.97                    |              |
|  | 2021                      |     |     |      |  | 828,325.30  | -----  | 27,288.92        | -----   | 801,036.38                      |              |
|  | 2020                      |     |     |      |  | 1,914,660.73  | -----  | -----            | -----   | 1,914,660.73                    |              |
|  | 2019                      |     |     |      |  | 562,992.29  | -----  | -----            | -----   | 562,992.29                      |              |
|  | 2018                      |     |     |      |  | 872,736.69  | -----  | -----            | 872,736.69  | -----                           |              |
|  | No Year                   |     |     |      |  | 495,000.00  | 495,000.00   | -----            | -----   | 990,000.00                      |              |
| Total, National Railroad Passenger Corporation Office of Inspector General |                           |     |     |      |  | 9,403,777.76  | 28,430,000.00  | -----            | 27,458,520.89   | 872,736.69                      | 9,502,520.18 |

Footnotes at End of Chapter

Appropriations, Outlays, and Balances - Continued

| Appropriation or Fund Account<br><br>Title  | Account Symbol            |     |     |      | Balances,<br>Beginning of<br>Fiscal Year | Appropriations<br>and Other<br>Obligational<br>Authority <sup>1</sup> | Transfers<br>Borrowings<br>and<br>Investment<br>(Net) <sup>2</sup> | Outlays<br>(Net) | Balances<br>Withdrawn<br>and Other<br>Transactions <sup>3</sup> | Balances, End<br>of Fiscal Year |                |
|---|---------------------------|-----|-----|------|--|---|--|------------------|---|---------------------------------|----------------|
|   | Period of<br>Availability | ATA | AID | MAIN |  |   |  |                  |   |                                 | SUB            |
| <b>National Transportation Safety Board</b>   |                           |     |     |      |  |   |  |                  |   |                                 |                |
| <b>General Fund Accounts</b>  |                           |     |     |      |  |   |  |                  |   |                                 |                |
| Salaries and Expenses, National Transportation Safety Board<br>Fund Resources:                                |                           |     |     |      |  |   |  |                  |   |                                 |                |
| Undisbursed Funds   | 2023                      |     | 424 | 0310 | 000                                      | -----   | 129,300,000.00   | -----            | 109,514,924.76  | -----                           | 19,785,075.24  |
|   | 2022                      |     |     |      |  | 16,744,402.23   | -----  | -----            | 13,565,444.58   | -----                           | 3,178,957.65   |
|   | 2021                      |     |     |      |  | 6,474,769.86  | -----  | -----            | 3,897,785.64  | -----                           | 2,576,984.22   |
|   | 2020                      |     |     |      |  | 2,116,850.01  | -----  | -----            | 56,432.97   | -----                           | 2,060,417.04   |
|   | 2019                      |     |     |      |  | 2,669,788.41  | -----  | -----            | 30,197.20   | -----                           | 2,639,591.21   |
|   | 2018                      |     |     |      |  | 3,243,545.31  | -----  | -----            | -----   | 3,243,545.31                    | -----          |
|   | No Year                   |     |     |      |  | 10,694,904.49   | -----  | 6,261,911.00     | 55,494.51   | -----                           | 16,901,320.98  |
|   | Subtotal                  |     | 424 | 0310 | 000                                      | 41,944,260.31   | 129,300,000.00   | 6,261,911.00     | 127,120,279.66  | 3,243,545.31                    | 47,142,346.34  |
| Emergency Fund, National Transportation Safety Board<br>Fund Resources:                                       |                           |     |     |      |  |   |  |                  |   |                                 |                |
| Undisbursed Funds   | No Year                   |     | 424 | 0311 | 000                                      | 1,997,884.00  | -----  | -----            | -----   | -----                           | 1,997,884.00   |
| <b>Deductions for Offsetting Receipts</b>   |                           |     |     |      |  |   |  |                  |   |                                 |                |
| Proprietary Receipts from the Public  |                           |     |     |      |  | -----   | -47.93   | -----            | -47.93  | -----                           | -----          |
| Total, National Transportation Safety Board   |                           |     |     |      |  | 43,942,144.31   | 129,299,952.07   | 6,261,911.00     | 127,120,231.73  | 3,243,545.31                    | 49,140,230.34  |
| <b>Neighborhood Reinvestment Corporation</b>  |                           |     |     |      |  |   |  |                  |   |                                 |                |
| <b>General Fund Accounts</b>  |                           |     |     |      |  |   |  |                  |   |                                 |                |
| Payment to Neighborhood Reinvestment Corporation, Neighborhood<br>Reinvestment Corporation<br>Fund Resources: |                           |     |     |      |  |   |  |                  |   |                                 |                |
| Undisbursed Funds   | 2023-2026                 |     | 428 | 1350 | 000                                      | -----   | 4,000,000.00   | -----            | 4,000,000.00  | -----                           | -----          |
|   | 2023                      |     |     |      |  | -----   | 166,000,000.00   | -----            | 166,000,000.00  | -----                           | -----          |
| Total, Neighborhood Reinvestment Corporation  |                           |     |     |      |  | -----   | 170,000,000.00   | -----            | 170,000,000.00  | -----                           | -----          |
| <b>Northern Border Regional Commission</b>  |                           |     |     |      |  |   |  |                  |   |                                 |                |
| <b>General Fund Accounts</b>  |                           |     |     |      |  |   |  |                  |   |                                 |                |
| Northern Border Regional Commission<br>Fund Resources:  |                           |     |     |      |  |   |  |                  |   |                                 |                |
| Undisbursed Funds   | 2023-2026                 |     | 573 | 3742 | 000                                      | -----   | 15,000,000.00  | -----            | -----   | -----                           | 15,000,000.00  |
|   | 2022-2025                 |     |     |      |  | 10,000,000.00   | -----  | -----            | -----   | -----                           | 10,000,000.00  |
|   | No Year                   |     |     |      |  | 253,470,209.30  | 40,000,000.00  | -----            | 17,926,962.94   | -----                           | 275,543,246.36 |
| Total, Northern Border Regional Commission  |                           |     |     |      |  | 263,470,209.30  | 55,000,000.00  | -----            | 17,926,962.94   | -----                           | 300,543,246.36 |
| <b>Nuclear Regulatory Commission</b>  |                           |     |     |      |  |   |  |                  |   |                                 |                |
| <b>General Fund Accounts</b>  |                           |     |     |      |  |   |  |                  |   |                                 |                |
| Salaries and Expenses, Nuclear Regulatory Commission<br>Fund Resources:                                       |                           |     |     |      |  |   |  |                  |   |                                 |                |
| Undisbursed Funds   | 2023-2024                 |     | 031 | 0200 | 000                                      | -----   | 7,500,000.00   | -----            | 5,050,278.63  | -----                           | 2,449,721.37   |

Footnotes at End of Chapter

## Appropriations, Outlays, and Balances - Continued

| Appropriation or Fund Account<br><br>Title                         | Account Symbol            |     |     |      | Balances,<br>Beginning of<br>Fiscal Year | Appropriations<br>and Other<br>Obligational<br>Authority <sup>1</sup> | Transfers<br>Borrowings<br>and<br>Investment<br>(Net) <sup>2</sup> | Outlays<br>(Net) | Balances<br>Withdrawn<br>and Other<br>Transactions <sup>3</sup> | Balances, End<br>of Fiscal Year |
|--|---------------------------|-----|-----|------|--|---|--|------------------|---|---------------------------------|
|  | Period of<br>Availability | ATA | AID | MAIN |  |   |  |                  |   |                                 |
|  | 2022-2023                 |     |     |      | 3,614,058.02                             | -----   | -----  | 3,609,728.99     | -----   | 4,329.03                        |
|  | 2021-2022                 |     |     |      | 71,164.12                                | -----   | -----  | 10,137.02        | -----   | 61,027.10                       |
|  | 2020-2021                 |     |     |      | 20,321.18                                | -----   | -----  | -----            | -----   | 20,321.18                       |
|  | 2019-2020                 |     |     |      | 19,194.49                                | -----   | -----  | -----            | -----   | 19,194.49                       |
|  | 2018-2019                 |     |     |      | 24,861.98                                | -----   | -----  | -----            | -----   | 24,861.98                       |
|  | 2017-2018                 |     |     |      | 34,389.03                                | -----   | -----  | -----            | -----   | -----                           |
|  | No Year                   |     |     |      | 373,839,982.95                           | 903,884,000.00  | -----  | 876,460,619.65   | -----   | 401,263,363.30                  |
|  | Subtotal                  |     | 031 | 0200 | 377,623,971.77                           | 911,384,000.00  | -----  | 885,130,764.29   | 34,389.03   | 403,842,818.45                  |
| <b>Office of Inspector General, Nuclear Regulatory Commission</b>  |                           |     |     |      |  |   |  |                  |   |                                 |
| <b>Fund Resources:</b>   |                           |     |     |      |  |   |  |                  |   |                                 |
| <b>Undisbursed Funds</b>   |                           |     |     |      |  |   |  |                  |   |                                 |
|  | 2023-2024                 |     | 031 | 0300 | -----                                    | 15,769,000.00   | -----  | 11,345,645.76    | -----   | 4,423,354.24                    |
|  | 2022-2023                 |     |     |      | 2,588,498.85                             | -----   | -----  | 976,782.83       | -----   | 1,611,716.02                    |
|  | 2021-2022                 |     |     |      | 1,012,885.66                             | -----   | -----  | 495,986.66       | -----   | 516,899.00                      |
|  | 2020-2021                 |     |     |      | 717,219.66                               | -----   | -----  | 90,658.66        | -----   | 626,561.00                      |
|  | 2019-2020                 |     |     |      | 257,047.95                               | -----   | -----  | 7,480.89         | -----   | 249,567.06                      |
|  | 2018-2019                 |     |     |      | 495,700.41                               | -----   | -----  | -----            | -----   | 495,700.41                      |
|  | 2017-2018                 |     |     |      | 593,898.78                               | -----   | -----  | 65.61            | 593,833.17  | -----                           |
|  | No Year                   |     |     |      | 954,775.38                               | -----   | -----  | 96,750.23        | -----   | 858,025.15                      |
|  | Subtotal                  |     | 031 | 0300 | 6,620,026.69                             | 15,769,000.00   | -----  | 13,013,370.64    | 593,833.17  | 8,781,822.88                    |
| <b>Deductions for Offsetting Receipts</b>                          |                           |     |     |      |  |   |  |                  |   |                                 |
| Proprietary Receipts from the Public                               |                           |     |     |      | -----                                    | -59,520.14  | -----  | -59,520.14       | -----   | -----                           |
| Offsetting Governmental Receipts                                   |                           |     |     |      | -----                                    | -773,780,843.32   | -----  | -773,780,843.32  | -----   | -----                           |
| Total, Offsetting Receipts   |                           |     |     |      | -----                                    | -773,840,363.46   | -----  | -773,840,363.46  | -----   | -----                           |
| Total, Nuclear Regulatory Commission                               |                           |     |     |      | 384,243,998.46                           | 153,312,636.54  | -----  | 124,303,771.47   | 628,222.20  | 412,624,641.33                  |
| <b>Nuclear Waste Technical Review Board</b>                        |                           |     |     |      |  |   |  |                  |   |                                 |
| <b>General Fund Accounts</b>                                       |                           |     |     |      |  |   |  |                  |   |                                 |
| <b>Salaries and Expenses, Nuclear Waste Technical Review Board</b> |                           |     |     |      |  |   |  |                  |   |                                 |
| <b>Fund Resources:</b>   |                           |     |     |      |  |   |  |                  |   |                                 |
| <b>Undisbursed Funds</b>   |                           |     |     |      |  |   |  |                  |   |                                 |
|  | 2023-2024                 |     | 431 | 0500 | -----                                    | 3,945,000.00  | -----  | 2,756,327.70     | -----   | 1,188,672.30                    |
|  | 2022-2023                 |     |     |      | 1,043,489.15                             | -----   | -----  | 949,161.58       | -----   | 94,327.57                       |
|  | 2021-2022                 |     |     |      | 494,070.86                               | -----   | -----  | 439,878.99       | -----   | 54,191.87                       |
|  | 2020-2021                 |     |     |      | 146,039.33                               | -----   | -----  | 107,337.92       | -----   | 38,701.41                       |
|  | 2019-2020                 |     |     |      | 83,717.79                                | -----   | -----  | 76,958.10        | -----   | 6,759.69                        |
|  | 2018-2019                 |     |     |      | 15,664.09                                | -----   | -----  | -----            | -----   | 15,664.09                       |
|  | 2017-2018                 |     |     |      | 36,117.02                                | -----   | -----  | -----            | 36,117.02   | -----                           |
|  | No Year                   |     |     |      | 611,842.39                               | -----   | -----  | -----            | -----   | 611,842.39                      |
| Total, Nuclear Waste Technical Review Board                        |                           |     |     |      | 2,430,940.63                             | 3,945,000.00  | -----  | 4,329,664.29     | 36,117.02   | 2,010,159.32                    |

Footnotes at End of Chapter

**Appropriations, Outlays, and Balances - Continued**

| Appropriation or Fund Account<br><br>Title                              | Account Symbol            |     |     |      | Balances,<br>Beginning of<br>Fiscal Year | Appropriations<br>and Other<br>Obligational<br>Authority <sup>1</sup> | Transfers<br>Borrowings<br>and<br>Investment<br>(Net) <sup>2</sup> | Outlays<br>(Net) | Balances<br>Withdrawn<br>and Other<br>Transactions <sup>3</sup> | Balances, End<br>of Fiscal Year |               |
|---|---------------------------|-----|-----|------|--|---|--|------------------|---|---------------------------------|---------------|
|   | Period of<br>Availability | ATA | AID | MAIN |  |   |  |                  |   |                                 | SUB           |
| <b>Occupational Safety and Health Review Commission</b>                 |                           |     |     |      |  |   |  |                  |   |                                 |               |
| <b>General Fund Accounts</b>  |                           |     |     |      |  |   |  |                  |   |                                 |               |
| Salaries and Expenses, Occupational Safety and Health Review Commission |                           |     |     |      |  |   |  |                  |   |                                 |               |
| Fund Resources:   |                           |     |     |      |  |   |  |                  |   |                                 |               |
| Undisbursed Funds   | 2023                      |     | 432 | 2100 | 000                                      | -----   | 15,449,000.00  | -----            | 10,668,739.41   | -----                           | 4,780,260.59  |
|   | 2022                      |     |     |      |  | 2,792,810.00  | -----  | -----            | 2,081,073.34  | -----                           | 711,736.66    |
|   | 2021                      |     |     |      |  | 210,297.70  | -----  | -----            | 130,854.63  | -----                           | 79,443.07     |
|   | 2020                      |     |     |      |  | 376,866.25  | -----  | -----            | -----   | -----                           | 376,866.25    |
|   | 2019                      |     |     |      |  | 627,893.91  | -----  | -----            | -0.42   | -----                           | 627,894.33    |
|   | 2018                      |     |     |      |  | 379,099.50  | -----  | -----            | -----   | 379,099.50                      | -----         |
|   | Subtotal                  |     | 432 | 2100 | 000                                      | 4,386,967.36  | 15,449,000.00  | -----            | 12,880,666.96   | 379,099.50                      | 6,576,200.90  |
| <b>Deductions for Offsetting Receipts</b>                               |                           |     |     |      |  |   |  |                  |   |                                 |               |
| Proprietary Receipts from the Public                                    |                           |     |     |      |  | -----   | -727.95  | -----            | -727.95   | -----                           | -----         |
| Total, Occupational Safety and Health Review Commission                 |                           |     |     |      |  | 4,386,967.36  | 15,448,272.05  | -----            | 12,879,939.01   | 379,099.50                      | 6,576,200.90  |
| <b>Office of Government Ethics</b>                                      |                           |     |     |      |  |   |  |                  |   |                                 |               |
| <b>General Fund Accounts</b>  |                           |     |     |      |  |   |  |                  |   |                                 |               |
| Salaries and Expenses, Office of Government Ethics                      |                           |     |     |      |  |   |  |                  |   |                                 |               |
| Fund Resources:   |                           |     |     |      |  |   |  |                  |   |                                 |               |
| Undisbursed Funds   | 2023                      |     | 434 | 1100 | 000                                      | -----   | 24,500,000.00  | -----            | 17,400,337.60   | -----                           | 7,099,662.40  |
|   | 2022                      |     |     |      |  | 3,571,202.16  | -----  | -----            | 3,182,273.05  | -----                           | 388,929.11    |
|   | 2021-2022                 |     |     |      |  | 57,000.00   | -----  | -----            | 56,569.85   | -----                           | 430.15        |
|   | 2021                      |     |     |      |  | 100,779.30  | -----  | -----            | 4,999.99  | -----                           | 95,779.31     |
|   | 2020                      |     |     |      |  | 534,536.02  | -----  | -----            | 5,000.00  | -----                           | 529,536.02    |
|   | 2019                      |     |     |      |  | 385,573.88  | -----  | -----            | 5,000.00  | -----                           | 380,573.88    |
|   | 2018                      |     |     |      |  | 183,491.61  | -----  | -----            | -----   | 183,491.61                      | -----         |
| Total, Office of Government Ethics                                      |                           |     |     |      |  | 4,832,582.97  | 24,500,000.00  | -----            | 20,654,180.49   | 183,491.61                      | 8,494,910.87  |
| <b>Office of Navajo and Hopi Indian Relocation</b>                      |                           |     |     |      |  |   |  |                  |   |                                 |               |
| <b>General Fund Accounts</b>  |                           |     |     |      |  |   |  |                  |   |                                 |               |
| Salaries and Expenses, Office of Navajo and Hopi Indian Relocation      |                           |     |     |      |  |   |  |                  |   |                                 |               |
| Fund Resources:   |                           |     |     |      |  |   |  |                  |   |                                 |               |
| Undisbursed Funds   | No Year                   |     | 435 | 1100 | 000                                      | 15,866,899.81   | -----  | -----            | 5,806,921.54  | -----                           | 10,059,978.27 |
| <b>Office of Special Counsel</b>  |                           |     |     |      |  |   |  |                  |   |                                 |               |
| <b>General Fund Accounts</b>  |                           |     |     |      |  |   |  |                  |   |                                 |               |
| Salaries and Expenses, Office of Special Counsel                        |                           |     |     |      |  |   |  |                  |   |                                 |               |
| Fund Resources:   |                           |     |     |      |  |   |  |                  |   |                                 |               |
| Undisbursed Funds   | 2023                      |     | 062 | 0100 | 000                                      | -----   | 31,904,000.00  | -----            | 28,275,964.83   | -----                           | 3,628,035.17  |
|   | 2022                      |     |     |      |  | 3,475,089.42  | -----  | -----            | 3,045,490.17  | -----                           | 429,599.25    |
|   | 2021                      |     |     |      |  | 434,988.17  | -----  | -----            | 218,704.60  | -----                           | 216,283.57    |

Footnotes at End of Chapter

## Appropriations, Outlays, and Balances - Continued

| Appropriation or Fund Account<br><br>Title  | Account Symbol            |     |     |      | Balances,<br>Beginning of<br>Fiscal Year | Appropriations<br>and Other<br>Obligational<br>Authority <sup>1</sup> | Transfers<br>Borrowings<br>and<br>Investment<br>(Net) <sup>2</sup> | Outlays<br>(Net) | Balances<br>Withdrawn<br>and Other<br>Transactions <sup>3</sup> | Balances, End<br>of Fiscal Year |
|---|---------------------------|-----|-----|------|--|---|--|------------------|---|---------------------------------|
|   | Period of<br>Availability | ATA | AID | MAIN |  |   |  |                  |   |                                 |
|   | 2020                      |     |     |      | 208,095.70                               | -----   | -----  | 5,443.18         | -----   | 202,652.52                      |
|   | 2019                      |     |     |      | 254,199.05                               | -----   | -----  | 92,022.65        | -----   | 162,176.40                      |
|   | 2018                      |     |     |      | 436,969.44                               | -----   | -----  | 2,465.00         | 434,504.44  | -----                           |
| Total, Office of Special Counsel  |                           |     |     |      | 4,809,341.78                             | 31,904,000.00   | -----  | 31,640,090.43    | 434,504.44  | 4,638,746.91                    |
| <b>Other Commissions and Boards</b>   |                           |     |     |      |  |   |  |                  |   |                                 |
| <b>General Fund Accounts</b>  |                           |     |     |      |  |   |  |                  |   |                                 |
| National Commission on Military, National, and Public Service<br>Fund Resources:  |                           |     |     |      |  |   |  |                  |   |                                 |
| Undisbursed Funds   | No Year                   |     | 236 | 2978 | 000                                      | 10,379,354.12   | -----  | 8,189,541.01     | -----   | 2,189,813.11                    |
| Salaries and Expenses, Women's Suffrage Centennial Commission<br>Fund Resources:  |                           |     |     |      |  |   |  |                  |   |                                 |
| Undisbursed Funds   | No Year                   |     | 237 | 2979 | 000                                      | 422,525.73  | -----  | -----            | -----   | 422,525.73                      |
| Salaries and Expenses, Public Buildings Reform Board<br>Fund Resources:   |                           |     |     |      |  |   |  |                  |   |                                 |
| Undisbursed Funds   | No Year                   |     | 290 | 2860 | 000                                      | 5,521,780.75  | 4,000,000.00   | 1,298,469.23     | -----   | 8,223,311.52                    |
| Salaries and Expenses, Commission for the Preservation of America's<br>Heritage Abroad<br>Fund Resources:                             |                           |     |     |      |  |   |  |                  |   |                                 |
| Undisbursed Funds   | 2023                      |     | 321 | 3700 | 000                                      | -----   | 819,000.00   | 581,808.01       | -----   | 237,191.99                      |
|   | 2022                      |     |     |      |  | 109,110.94  | -----  | 73,801.82        | -----   | 35,309.12                       |
|   | 2021                      |     |     |      |  | 50,917.18   | -----  | 4,669.07         | -----   | 46,248.11                       |
|   | 2020                      |     |     |      |  | 81,915.77   | -----  | 38,770.55        | -----   | 43,145.22                       |
|   | 2019                      |     |     |      |  | 81,588.86   | -----  | 21,322.05        | -----   | 60,266.81                       |
|   | 2018                      |     |     |      |  | 6,954.29  | -----  | 1,885.72         | 5,068.57  | -----                           |
|   | Subtotal                  |     | 321 | 3700 | 000                                      | 330,487.04  | 819,000.00   | 722,257.22       | 5,068.57  | 422,161.25                      |
| Salaries and Expenses, Commission for the Study of International<br>Migration and Cooperative Economic Development<br>Fund Resources: |                           |     |     |      |  |   |  |                  |   |                                 |
| Undisbursed Funds   | No Year                   |     | 322 | 1400 | 000                                      | -545.00   | -----  | -----            | -----   | <sup>4</sup> -545.00            |
| Salaries and Expenses, Office of Nuclear Waste Negotiator<br>Fund Resources:  |                           |     |     |      |  |   |  |                  |   |                                 |
| Undisbursed Funds   | No Year                   |     | 437 | 0700 | 000                                      | -6,540.38   | -----  | -----            | -----   | <sup>4</sup> -6,540.38          |
| <b>Trust Fund Accounts</b>  |                           |     |     |      |  |   |  |                  |   |                                 |
| Gifts and Donations, Federal Judicial Center, the Judiciary<br>Fund Resources:  |                           |     |     |      |  |   |  |                  |   |                                 |
| Undisbursed Funds   | No Year                   |     | 010 | 8123 | 000                                      | 132,939.80  | -----  | -----            | -----   | 132,939.80                      |
| Gifts and Donations, Commission for the Preservation of America's<br>Heritage Abroad<br>Fund Resources:                               |                           |     |     |      |  |   |  |                  |   |                                 |
| Undisbursed Funds   | No Year                   |     | 321 | 8268 | 000                                      | 177,002.52  | 12,784.03  | 20,040.18        | -----   | 169,746.37                      |
| <b>Deductions for Offsetting Receipts</b>   |                           |     |     |      |  |   |  |                  |   |                                 |
| Proprietary Receipts from the Public  |                           |     |     |      |  | -----   | -17,719.30   | -17,719.30       | -----   | -----                           |

Footnotes at End of Chapter

Appropriations, Outlays, and Balances - Continued

| Appropriation or Fund Account<br><br>Title  | Account Symbol            |     |     |      | Balances,<br>Beginning of<br>Fiscal Year | Appropriations<br>and Other<br>Obligational<br>Authority <sup>1</sup> | Transfers<br>Borrowings<br>and<br>Investment<br>(Net) <sup>2</sup> | Outlays<br>(Net)               | Balances<br>Withdrawn<br>and Other<br>Transactions <sup>3</sup> | Balances, End<br>of Fiscal Year |
|---|---------------------------|-----|-----|------|--|---|--|--------------------------------|---|---------------------------------|
|   | Period of<br>Availability | ATA | AID | MAIN |  |   |  |                                |   |                                 |
| Total, Other Commissions and Boards   |                           |     |     |      | 16,957,004.58                            | 4,814,064.73  | -----  | 10,212,588.34                  | 5,068.57  | 11,553,412.40                   |
| <b>Patient-Centered Outcomes Research Trust Fund</b>  |                           |     |     |      |  |   |  |                                |   |                                 |
| <b>General Fund Accounts</b>  |                           |     |     |      |  |   |  |                                |   |                                 |
| Payments to the Patient-Centered Outcomes Research Trust Fund<br>Fund Resources:                      |                           |     |     |      |  |   |  |                                |   |                                 |
| Undisbursed Funds   | 2023                      |     | 579 | 1299 | 000                                      | -----   | 311,500,000.00   | -----                          | 311,500,000.00  | -----                           |
| <b>Trust Fund Accounts</b>  |                           |     |     |      |  |   |  |                                |   |                                 |
| Patient-Centered Outcomes Research Trust Fund<br>Fund Resources:                                      |                           |     |     |      |  |   |  |                                |   |                                 |
| Undisbursed Funds   | 2010-2029                 |     | 579 | 8299 | 000                                      | -----   | 692,397,262.47   | -3,295,052.45                  | 689,102,210.02  | -----                           |
| Investments in US Treasury Securities   |                           |     |     |      |  | 37,874,790.67   | -----  | 3,295,052.45                   | -----   | 41,169,843.12                   |
| Subtotal  |                           |     | 579 | 8299 | 000                                      | 37,874,790.67   | 692,397,262.47   | -----                          | 689,102,210.02  | -----                           |
| <b>Deductions for Offsetting Receipts</b>   |                           |     |     |      |  |   |  |                                |   |                                 |
| Intrabudgetary Receipts Deducted by Agency  |                           |     |     |      |  | -----   | -311,500,000.00  | -----                          | -311,500,000.00   | -----                           |
| Total, Patient-Centered Outcomes Research Trust Fund  |                           |     |     |      |  | 37,874,790.67   | 692,397,262.47   | -----                          | 689,102,210.02  | -----                           |
| <b>Postal Service</b>   |                           |     |     |      |  |   |  |                                |   |                                 |
| <b>General Fund Accounts</b>  |                           |     |     |      |  |   |  |                                |   |                                 |
| Office of Inspector General of the United States Postal Service,<br>Postal Service<br>Fund Resources: |                           |     |     |      |  |   |  |                                |   |                                 |
| Undisbursed Funds   | 2022-2031                 |     | 018 | 0100 | 000                                      | 15,000,000.00   | -----  | -----                          | 770,928.15  | -----                           |
|   | 2023                      |     |     |      |  | -----   | 271,000,000.00   | -----                          | 271,000,000.00  | -----                           |
| Subtotal  |                           |     | 018 | 0100 | 000                                      | 15,000,000.00   | 271,000,000.00   | -----                          | 271,770,928.15  | -----                           |
| Payment to the Postal Service Fund<br>Fund Resources:   |                           |     |     |      |  |   |  |                                |   |                                 |
| Undisbursed Funds   | 2023                      |     | 018 | 1001 | 000                                      | -----   | 50,253,000.00  | -----                          | 50,253,000.00   | -----                           |
| <b>Public Enterprise Funds</b>  |                           |     |     |      |  |   |  |                                |   |                                 |
| Postal Service Fund, Debt Service Reserve Account<br>Fund Resources:                                  |                           |     |     |      |  |   |  |                                |   |                                 |
| Undisbursed Funds   | No Year                   |     | 018 | 4020 | 001                                      | -----   | -----  | -440,172,995.23                | -440,172,995.23   | -----                           |
| Unrealized Discount on Investments  |                           |     |     |      |  | -----   | -----  | -16,923,954.86                 | -----   | -16,923,954.86                  |
| Investments in US Treasury Securities   |                           |     |     |      |  | -----   | -----  | 457,096,950.09                 | -----   | 457,096,950.09                  |
| Subtotal  |                           |     | 018 | 4020 | 001                                      | - 0 -   | -----  | -----                          | -440,172,995.23   | -----                           |
| Postal Service Fund<br>Fund Resources:  |                           |     |     |      |  |   |  |                                |   |                                 |
| Undisbursed Funds   | 2022-2031                 |     | 018 | 4020 | 002                                      | 3,000,000,000.00  | -----  | -3,056,162,713.56              | -56,162,713.56  | -----                           |
|   | No Year                   |     |     |      |  | <sup>14</sup> -98,134,879.18  | -274,690,532.50  | <sup>15</sup> 5,777,600,000.00 | <sup>14</sup> 5,993,183,317.48                                  | <sup>16,17</sup> 61,623,424.60  |
| Unrealized Discount on Investments  | 2022-2031                 |     |     |      |  | -----   | -----  | -103,675,816.27                | -----   | -103,675,816.27                 |
|   | No Year                   |     |     |      |  | -10,904,536.53  | -----  | -267,015,881.90                | -----   | -277,920,418.43                 |
| Investments in US Treasury Securities   | 2022-2031                 |     |     |      |  | -----   | -----  | 3,159,838,529.83               | -----   | 3,159,838,529.83                |

Footnotes at End of Chapter

## Appropriations, Outlays, and Balances - Continued

| Appropriation or Fund Account<br><br>Title                                      | Account Symbol            |     |     |      | Balances,<br>Beginning of<br>Fiscal Year | Appropriations<br>and Other<br>Obligational<br>Authority <sup>1</sup> | Transfers<br>Borrowings<br>and<br>Investment<br>(Net) <sup>2</sup> | Outlays<br>(Net)            | Balances<br>Withdrawn<br>and Other<br>Transactions <sup>3</sup> | Balances, End<br>of Fiscal Year |
|---|---------------------------|-----|-----|------|--|---|--|-----------------------------|---|---------------------------------|
|   | Period of<br>Availability | ATA | AID | MAIN |  |   |  |                             |   |                                 |
| Total, Postal Service   | No Year                   |     |     |      | 20,924,304,536.53                        | -----   | -2,509,184,118.10  | -----                       | -----   | 18,415,120,418.43               |
|   | Subtotal                  |     | 018 | 4020 | 23,815,265,120.82                        | -274,690,532.50   | 3,001,400,000.00   | 5,937,020,603.92            | 61,623,424.60   | 20,543,330,559.80               |
|   |                           |     |     |      | 23,830,265,120.82                        | 46,562,467.50   | 3,001,400,000.00   | 5,818,871,536.84            | 61,623,424.60   | 20,997,732,626.88               |
| <b>Presidio Trust</b>   |                           |     |     |      |  |   |  |                             |   |                                 |
| <b>Public Enterprise Funds</b>  |                           |     |     |      |  |   |  |                             |   |                                 |
| Expenses, Presidio Trust  |                           |     |     |      |  |   |  |                             |   |                                 |
| Fund Resources:   |                           |     |     |      |  |   |  |                             |   |                                 |
| Undisbursed Funds   | 2022-2026                 |     | 512 | 4331 | 000                                      | -----   | 200,000,000.00   | 2,077,260.32                | -----   | 197,922,739.68                  |
|   | No Year                   |     |     |      |  | 10,222,017.80   | -----  | <sup>18</sup> -9,716,524.00 | <sup>12</sup> 627,005.66  | 4,271,106.86                    |
| Investments in US Treasury Securities   |                           |     |     |      |  | 192,479,723.00  | -----  | 96,293,825.00               | -----   | 288,773,548.00                  |
| Authority to Borrow from the Treasury   |                           |     |     |      |  | -----   | 90,000,000.00  | -90,000,000.00              | -----   | -----                           |
| Total, Presidio Trust   |                           |     |     |      |  | 202,701,740.80  | 90,000,000.00  | 196,577,301.00              | -2,315,358.40   | 627,005.66                      |
| <b>Privacy and Civil Liberties Oversight Board</b>                              |                           |     |     |      |  |   |  |                             |   |                                 |
| <b>General Fund Accounts</b>  |                           |     |     |      |  |   |  |                             |   |                                 |
| Salaries and Expenses, Privacy and Civil Liberties Oversight Board              |                           |     |     |      |  |   |  |                             |   |                                 |
| Fund Resources:   |                           |     |     |      |  |   |  |                             |   |                                 |
| Undisbursed Funds   | 2023-2024                 |     | 535 | 2724 | 000                                      | -----   | 10,600,000.00  | -----                       | 7,824,841.24  | -----                           |
|   | 2022-2023                 |     |     |      |  | 2,890,932.79  | -----  | -----                       | 2,717,506.67  | -----                           |
|   | 2021-2022                 |     |     |      |  | 126,915.51  | -----  | -----                       | -64,927.60  | -----                           |
|   | 2020-2021                 |     |     |      |  | 336,369.91  | -----  | -----                       | -0.01   | -----                           |
|   | 2019-2020                 |     |     |      |  | 322,236.13  | -----  | -----                       | -7,458.12   | -----                           |
|   | 2018-2019                 |     |     |      |  | 488,264.03  | -----  | -----                       | -84.00  | -----                           |
|   | 2017-2018                 |     |     |      |  | 3,921,950.61  | -----  | -----                       | -40,084.50  | 3,962,035.11                    |
| Total, Privacy and Civil Liberties Oversight Board                              |                           |     |     |      |  | 8,086,668.98  | 10,600,000.00  | -----                       | 10,429,793.68   | 3,962,035.11                    |
| <b>Railroad Retirement Board</b>  |                           |     |     |      |  |   |  |                             |   |                                 |
| <b>General Fund Accounts</b>  |                           |     |     |      |  |   |  |                             |   |                                 |
| Dual Benefits Payments Account, Railroad Retirement Board                       |                           |     |     |      |  |   |  |                             |   |                                 |
| Fund Resources:   |                           |     |     |      |  |   |  |                             |   |                                 |
| Undisbursed Funds   | 2023                      |     | 060 | 0111 | 000                                      | -----   | 9,000,000.00   | -----                       | 7,395,222.71  | -----                           |
|   | 2022                      |     |     |      |  | 1,852,783.47  | -----  | -----                       | 232,910.95  | -----                           |
|   | 2021                      |     |     |      |  | 1,386,968.45  | -----  | -----                       | -----   | 1,386,968.45                    |
|   | 2020                      |     |     |      |  | 1,668,387.37  | -----  | -----                       | -----   | 1,668,387.37                    |
|   | 2019                      |     |     |      |  | 1,610,165.51  | -----  | -----                       | -----   | 1,610,165.51                    |
|   | 2018                      |     |     |      |  | 1,758,004.31  | -----  | -----                       | 106,346.80  | 1,651,657.51                    |
|   | Subtotal                  |     | 060 | 0111 | 000                                      | 8,276,309.11  | 9,000,000.00   | -----                       | 7,734,480.46  | 1,651,657.51                    |
| Federal Payments to the Railroad Retirement Accounts, Railroad Retirement Board |                           |     |     |      |  |   |  |                             |   |                                 |
| Fund Resources:   |                           |     |     |      |  |   |  |                             |   |                                 |
| Undisbursed Funds   | 2023-2024                 |     | 060 | 0113 | 000                                      | -----   | 150,000.00   | -----                       | -----   | 150,000.00                      |
|   | 2022-2023                 |     |     |      |  | 150,000.00  | -----  | -----                       | 12,394.91   | -----                           |

Footnotes at End of Chapter

Appropriations, Outlays, and Balances - Continued

| Appropriation or Fund Account<br><br>Title   | Account Symbol            |     |     |      | Balances,<br>Beginning of<br>Fiscal Year | Appropriations<br>and Other<br>Obligational<br>Authority <sup>1</sup> | Transfers<br>Borrowings<br>and<br>Investment<br>(Net) <sup>2</sup> | Outlays<br>(Net)             | Balances<br>Withdrawn<br>and Other<br>Transactions <sup>3</sup> | Balances, End<br>of Fiscal Year |                  |
|--|---------------------------|-----|-----|------|--|---|--|------------------------------|---|---------------------------------|------------------|
|  | Period of<br>Availability | ATA | AID | MAIN |  |   |  |                              |   |                                 | SUB              |
|  | 2021-2022                 |     |     |      | 140,658.65                               | -----   | -----  | -----                        | -----   | 140,658.65                      |                  |
|  | 2020-2021                 |     |     |      | 139,187.25                               | -----   | -----  | -----                        | -----   | 139,187.25                      |                  |
|  | 2019-2020                 |     |     |      | 141,135.32                               | -----   | -----  | -----                        | -----   | 141,135.32                      |                  |
|  | 2018-2019                 |     |     |      | 140,683.40                               | -----   | -----  | -----                        | -----   | 140,683.40                      |                  |
|  | 2017-2018                 |     |     |      | 143,999.63                               | -----   | -----  | -----                        | 143,999.63  | -----                           |                  |
|  | No Year                   |     |     |      | 46,008.22                                | 885,759,578.76  | -----  | 885,805,586.98               | -----   | -----                           |                  |
|  | Subtotal                  |     | 060 | 0113 | 000                                      | 901,672.47  | 885,909,578.76   | -----                        | 885,817,981.89  | 143,999.63                      | 849,269.71       |
| Railroad Unemployment Insurance Extended Benefit Payments - Recovery Act, Railroad Retirement Board<br>Fund Resources: |                           |     |     |      |  |   |  |                              |   |                                 |                  |
| Undisbursed Funds  | No Year                   |     | 060 | 0114 | 000                                      | 9,568,284.60  | -9,279,330.00  | -----                        | -6,614.47   | -----                           | 295,569.07       |
| Railroad Unemployment Insurance Extended Benefits Payments, Railroad Retirement Board<br>Fund Resources:               |                           |     |     |      |  |   |  |                              |   |                                 |                  |
| Undisbursed Funds  | No Year                   |     | 060 | 0117 | 000                                      | 86,254,497.06   | -83,760,483.00   | -----                        | -75,268.61  | -----                           | 2,569,282.67     |
| Railroad Unemployment Insurance Enhanced Benefit Payments, Railroad Retirement Board<br>Fund Resources:                |                           |     |     |      |  |   |  |                              |   |                                 |                  |
| Undisbursed Funds  | No Year                   |     | 060 | 0122 | 000                                      | 224,357,255.49  | -----  | -----                        | 9,783.87  | -----                           | 224,347,471.62   |
| Railroad Unemployment Insurance Waiver of 7 Day Period, Railroad Retirement Board<br>Fund Resources:                   |                           |     |     |      |  |   |  |                              |   |                                 |                  |
| Undisbursed Funds  | 2020-2021                 |     | 060 | 0123 | 000                                      | 37,020,434.72   | -----  | -----                        | 1,895.20  | -----                           | 37,018,539.52    |
| <b>Trust Fund Accounts</b>   |                           |     |     |      |  |   |  |                              |   |                                 |                  |
| Social Security Equivalent Benefit Account, Railroad Retirement Board<br>Fund Resources:                               |                           |     |     |      |  |   |  |                              |   |                                 |                  |
| Undisbursed Funds  | No Year                   |     | 060 | 8010 | 000                                      | 29,745,016.93   | <sup>19</sup> 8,478,376,010.36                                     | <sup>20</sup> 276,671,404.13 | <sup>19</sup> 8,404,470,358.17                                  | <sup>12</sup> 348,271,563.96    | 32,050,509.29    |
| Investments in US Treasury Securities  |                           |     |     |      | 1,109,772,000.00                         | -----   | -67,033,000.00   | -----                        | -----   | -----                           | 1,042,739,000.00 |
| Authority to Borrow from the Treasury  |                           |     |     |      | -11,670,520.06                           | 5,074,300,000.00  | -5,074,300,000.00  | -----                        | -----   | -----                           | -11,670,520.06   |
| Subtotal   |                           |     | 060 | 8010 | 000                                      | 1,127,846,496.87  | 13,552,676,010.36  | -4,864,661,595.87            | 8,404,470,358.17  | 348,271,563.96                  | 1,063,118,989.23 |
| Railroad Retirement Account, Railroad Retirement Board<br>Fund Resources:  |                           |     |     |      |  |   |  |                              |   |                                 |                  |
| Undisbursed Funds  | No Year                   |     | 060 | 8011 | 000                                      | 40,340,998.73   | <sup>21</sup> 6,147,465,471.00                                     | -323,984,530.72              | <sup>21</sup> 5,816,664,672.23                                  | -----                           | 47,157,266.78    |
| Investments in US Treasury Securities  |                           |     |     |      | 772,325,000.00                           | -----   | 324,645,000.00   | -----                        | -----   | -----                           | 1,096,970,000.00 |
| Subtotal   |                           |     | 060 | 8011 | 000                                      | 812,665,998.73  | 6,147,465,471.00   | 660,469.28                   | 5,816,664,672.23  | -----                           | 1,144,127,266.78 |
| Limitation on the Office of the Inspector General, Railroad Retirement Board<br>Fund Resources:                        |                           |     |     |      |  |   |  |                              |   |                                 |                  |
| Undisbursed Funds  | 2023                      |     | 060 | 8018 | 000                                      | -----   | -----  | -----                        | -3,088,367.24   | -----                           | 3,088,367.24     |
|  | 2022                      |     |     |      | 2,495,932.16                             | -----   | -----  | -----                        | 1,287,261.04  | -----                           | 1,208,671.12     |
|  | 2021                      |     |     |      | 1,083,706.77                             | -----   | -----  | -----                        | 11,696.51   | -----                           | 1,072,010.26     |
|  | 2020                      |     |     |      | 1,649,681.15                             | -----   | -----  | -----                        | 42,682.42   | -----                           | 1,606,998.73     |
|  | 2019                      |     |     |      | 2,011,557.52                             | -----   | -----  | -----                        | -1,566.97   | -----                           | 2,013,124.49     |
|  | 2018                      |     |     |      | <sup>22</sup> 1,042,283.22               | -----   | -----  | -----                        | -1,044,715.73   | -----                           | -----            |

Footnotes at End of Chapter



## Appropriations, Outlays, and Balances - Continued

| Appropriation or Fund Account<br><br>Title   | Account Symbol            |     |     |      | Balances,<br>Beginning of<br>Fiscal Year | Appropriations<br>and Other<br>Obligational<br>Authority <sup>1</sup> | Transfers<br>Borrowings<br>and<br>Investment<br>(Net) <sup>2</sup> | Outlays<br>(Net)  | Balances<br>Withdrawn<br>and Other<br>Transactions <sup>3</sup> | Balances, End<br>of Fiscal Year |
|--|---------------------------|-----|-----|------|--|---|--|-------------------|---|---------------------------------|
|  | Period of<br>Availability | ATA | AID | MAIN |  |   |  |                   |   |                                 |
|  | No Year                   |     |     |      | 156,407.94                               | -----   | -----  | -70,684.48        | -----   | 227,092.42                      |
|  | Subtotal                  |     | 060 | 8018 | 000                                      | -----   | -1,044,715.73  | -1,821,411.23     | -----   | 9,216,264.26                    |
| Railroad Unemployment Insurance Trust Fund, Benefit Payments, Railroad Retirement Board Fund Resources:        |                           |     |     |      |  |   |  |                   |   |                                 |
| Undisbursed Funds  | No Year                   |     | 060 | 8051 | 001                                      | 18,391,430.29   | 63,500,000.00  | -----             | 62,800,406.66   | 19,091,023.63                   |
| Railroad Unemployment Insurance Trust Fund, Administrative Expenses, Railroad Retirement Board Fund Resources: |                           |     |     |      |  |   |  |                   |   |                                 |
| Undisbursed Funds  | No Year                   |     | 060 | 8051 | 002                                      | 3,331,602.25  | 17,800,000.00  | -----             | 17,839,574.73   | 3,292,027.52                    |
| National Railroad Retirement Investment Trust, Railroad Retirement Board Fund Resources:                       |                           |     |     |      |  |   |  |                   |   |                                 |
| Undisbursed Funds  | No Year                   |     | 060 | 8118 | 000                                      | -----   | 1,916,371,947.12   | -443,978,976.08   | 1,472,392,971.04  | -----                           |
| Unrealized Discount on Investments   |                           |     |     |      |  | -10,088,553.55  | -----  | -5,593,203.15     | -----   | -15,681,756.70                  |
| Unamortized Premium and Discount   |                           |     |     |      |  | -3,002,014.50   | -----  | 2,993,500.24      | -----   | -8,514.26                       |
| Investments in US Treasury Securities  |                           |     |     |      |  | 570,396,000.00  | -----  | -99,518,500.00    | -----   | 470,877,500.00                  |
| Investments in Agency Securities   |                           |     |     |      |  | 1,210,000.00  | -----  | -----             | -----   | 1,210,000.00                    |
| Investments in Non-Federal Securities (Market Value)(Means of Financing  |                           |     |     |      |  | 23,923,078,963.06   | -----  | 546,097,178.99    | -----   | 24,469,176,142.05               |
| Subtotal   |                           |     | 060 | 8118 | 000                                      | 24,481,594,395.01   | 1,916,371,947.12   | -----             | 1,472,392,971.04  | 24,925,573,371.09               |
| Limitation on Administration, Railroad Retirement Board Fund Resources:  |                           |     |     |      |  |   |  |                   |   |                                 |
| Undisbursed Funds  | 2023                      |     | 060 | 8237 | 000                                      | -----   | -----  | -41,338,320.60    | -----   | 41,338,320.60                   |
|  | 2022                      |     |     |      |  | 37,057,047.59   | -----  | 25,550,999.00     | -----   | 11,506,048.59                   |
|  | 2021                      |     |     |      |  | 5,835,398.93  | -----  | -2,052,367.00     | -----   | 2,630,083.52                    |
|  | 2020-2021                 |     |     |      |  | 914,441.98  | -----  | 59,515.24         | -----   | 854,926.74                      |
|  | 2020                      |     |     |      |  | 3,922,913.88  | -----  | -668,057.00       | -----   | 3,200,060.20                    |
|  | 2019                      |     |     |      |  | 2,445,998.23  | -----  | -518,098.00       | -----   | 1,930,826.09                    |
|  | 2018                      |     |     |      |  | 2,336,349.10  | -----  | -902,936.88       | -----   | -----                           |
|  | No Year                   |     |     |      |  | 37,222,277.13   | -----  | 4,141,458.88      | 6,765,752.80  | <sup>12</sup> 2,044,449.00      |
| Subtotal   |                           |     | 060 | 8237 | 000                                      | 89,734,426.84   | -----  | -6,323,822.11     | 2,044,449.00  | 94,013,799.95                   |
| <b>Deductions for Offsetting Receipts</b>  |                           |     |     |      |  |   |  |                   |   |                                 |
| Proprietary Receipts from the Public   |                           |     |     |      |  | -----   | -1,935,575,856.79  | -1,935,575,856.79 | -----   | -----                           |
| Intrabudgetary Receipts Deducted by Agency   |                           |     |     |      |  | -----   | -7,937,019,586.98  | -7,937,019,586.98 | -----   | -----                           |
| Total, Offsetting Receipts   |                           |     |     |      |  | - 0 -   | -9,872,595,443.77  | -9,872,595,443.77 | -----   | - 0 -                           |
| Total, Railroad Retirement Board   |                           |     |     |      |  | 26,908,382,372.20   | 12,627,087,750.47  | -4,865,045,842.32 | 6,786,909,564.06  | 352,111,670.10                  |
| <b>Securities and Exchange Commission</b>  |                           |     |     |      |  |   |  |                   |   |                                 |
| <b>General Fund Accounts</b>   |                           |     |     |      |  |   |  |                   |   |                                 |

Footnotes at End of Chapter

Appropriations, Outlays, and Balances - Continued

| Appropriation or Fund Account<br><br>Title   | Account Symbol            |     |     |      | Balances,<br>Beginning of<br>Fiscal Year | Appropriations<br>and Other<br>Obligational<br>Authority <sup>1</sup> | Transfers<br>Borrowings<br>and<br>Investment<br>(Net) <sup>2</sup> | Outlays<br>(Net) | Balances<br>Withdrawn<br>and Other<br>Transactions <sup>3</sup> | Balances, End<br>of Fiscal Year |                  |
|--|---------------------------|-----|-----|------|--|---|--|------------------|---|---------------------------------|------------------|
|  | Period of<br>Availability | ATA | AID | MAIN |  |   |  |                  |   |                                 | SUB              |
| Salaries and Expenses, Securities and Exchange Commission<br>Fund Resources:<br>Undisbursed Funds                              | No Year                   |     | 050 | 0100 | 000                                      | 8,101,891,938.51  | 49,751,357.30  | -----            | -51,159,943.17  | -----                           | 8,202,803,238.98 |
| <b>Special Fund Accounts</b>   |                           |     |     |      |  |   |  |                  |   |                                 |                  |
| Securities and Exchange Commission Reserve Fund, Securities and<br>Exchange Commission<br>Fund Resources:<br>Undisbursed Funds | No Year                   |     | 050 | 5566 | 000                                      | 43,507,715.17   | 50,000,000.00  | -----            | 45,402,733.51   | -----                           | 48,104,981.66    |
| Investor Protection Fund, Securities and Exchange Commission<br>Fund Resources:<br>Undisbursed Funds                           | No Year                   |     | 050 | 5567 | 000                                      | 51,910,193.74   | 659,608,942.67   | 58,666,846.28    | 321,560,829.53  | -----                           | 448,625,153.16   |
| Investments in US Treasury Securities  |                           |     |     |      |  | 416,752,685.88  | -----  | -58,666,846.28   | -----   | -----                           | 358,085,839.60   |
|  | Subtotal                  |     | 050 | 5567 | 000                                      | 468,662,879.62  | 659,608,942.67   | -----            | 321,560,829.53  | -----                           | 806,710,992.76   |
| <b>Deductions for Offsetting Receipts</b>  |                           |     |     |      |  |   |  |                  |   |                                 |                  |
| Proprietary Receipts from the Public   |                           |     |     |      |  | -----   | -1,048,820.36  | -----            | -1,048,820.36   | -----                           | -----            |
| Intrabudgetary Receipts Deducted by Agency   |                           |     |     |      |  | -----   | -16,333,153.72   | -----            | -16,333,153.72  | -----                           | -----            |
| Total, Offsetting Receipts   |                           |     |     |      |  | - 0 -   | -17,381,974.08   | -----            | -17,381,974.08  | -----                           | - 0 -            |
| Total, Securities and Exchange Commission  |                           |     |     |      |  | 8,614,062,533.30  | 741,978,325.89   | -----            | 298,421,645.79  | -----                           | 9,057,619,213.40 |
| <b>Smithsonian Institution<br/>General Fund Accounts</b>   |                           |     |     |      |  |   |  |                  |   |                                 |                  |
| Salaries and Expenses, Smithsonian Institution<br>Fund Resources:<br>Undisbursed Funds   | 2022-2027                 |     | 033 | 0100 | 000                                      | -----   | -----  | -----            | -746,832.00   | -----                           | 746,832.00       |
|  | 2023-2024                 |     |     |      |  | -----   | 865,881,000.00   | -----            | 650,965,319.11  | -----                           | 214,915,680.89   |
|  | 2022-2023                 |     |     |      |  | 226,183,053.09  | -----  | -----            | 169,156,723.50  | -----                           | 57,026,329.59    |
|  | 2021-2022                 |     |     |      |  | 47,200,125.23   | -----  | -----            | 37,574,974.02   | -----                           | 9,625,151.21     |
|  | 2020-2021                 |     |     |      |  | 7,986,913.71  | -----  | -----            | 3,182,799.44  | -----                           | 4,804,114.27     |
|  | 2019-2020                 |     |     |      |  | 3,205,760.99  | -----  | -----            | 771,859.27  | -----                           | 2,433,901.72     |
|  | 2018-2019                 |     |     |      |  | 1,204,196.05  | -----  | -----            | 194,278.01  | -----                           | 1,009,918.04     |
|  | 2017-2018                 |     |     |      |  | 1,098,244.97  | -----  | -----            | 213,000.44  | 885,244.53                      | -----            |
|  | No Year                   |     |     |      |  | 14,775,365.52   | 26,974,000.00  | -----            | 11,568,688.71   | -----                           | 30,180,676.81    |
|  | Subtotal                  |     | 033 | 0100 | 000                                      | 301,653,659.56  | 892,855,000.00   | -----            | 872,880,810.50  | 885,244.53                      | 320,742,604.53   |
| Facilities Capital, Smithsonian Institution<br>Fund Resources:<br>Undisbursed Funds  | No Year                   |     | 033 | 0103 | 000                                      | 494,144,765.37  | 275,645,000.00   | -----            | 285,863,715.49  | -----                           | 483,926,049.88   |
| Salaries and Expenses, National Gallery of Art<br>Fund Resources:<br>Undisbursed Funds   | 2023-2024                 |     | 033 | 0200 | 000                                      | -----   | 166,365,000.00   | -----            | 120,600,600.61  | -----                           | 45,764,399.39    |
|  | 2022-2023                 |     |     |      |  | 37,048,376.14   | -----  | -----            | 25,031,762.72   | -----                           | 12,016,613.42    |
|  | 2021-2022                 |     |     |      |  | 12,951,909.21   | -----  | -----            | 10,513,523.51   | -----                           | 2,438,385.70     |
|  | 2020-2021                 |     |     |      |  | 4,784,628.32  | -----  | -----            | 3,470,541.95  | -----                           | 1,314,086.37     |

Footnotes at End of Chapter

## Appropriations, Outlays, and Balances - Continued

| Appropriation or Fund Account<br><br>Title                                     | Account Symbol            |     |     |      | Balances,<br>Beginning of<br>Fiscal Year | Appropriations<br>and Other<br>Obligational<br>Authority <sup>1</sup> | Transfers<br>Borrowings<br>and<br>Investment<br>(Net) <sup>2</sup> | Outlays<br>(Net) | Balances<br>Withdrawn<br>and Other<br>Transactions <sup>3</sup> | Balances, End<br>of Fiscal Year |               |
|--|---------------------------|-----|-----|------|--|---|--|------------------|---|---------------------------------|---------------|
|  | Period of<br>Availability | ATA | AID | MAIN |  |   |  |                  |   |                                 | SUB           |
|  | 2019-2020                 |     |     |      | 929,166.98                               | -----   | -----  | 370,366.77       | -----   | 558,800.21                      |               |
|  | 2018-2019                 |     |     |      | 349,244.45                               | -----   | -----  | 14,094.02        | -----   | 335,150.43                      |               |
|  | 2017-2018                 |     |     |      | 350,094.35                               | -----   | -----  | -450.00          | 350,544.35  | -----                           |               |
|  | No Year                   |     |     |      | 5,202,649.53                             | 3,875,000.00  | -----  | 5,169,377.65     | -----   | 3,908,271.88                    |               |
|  | Subtotal                  |     | 033 | 0200 | 000                                      | 61,616,068.98   | 170,240,000.00   | -----            | 165,169,817.23  | 350,544.35                      | 66,335,707.40 |
| Repair, Restoration and Renovation of Buildings, National Gallery of Art       |                           |     |     |      |  |   |  |                  |   |                                 |               |
| Fund Resources:  |                           |     |     |      |  |   |  |                  |   |                                 |               |
| Undisbursed Funds  | No Year                   |     | 033 | 0201 | 000                                      | 42,404,359.20   | 15,000,000.00  | -----            | 23,364,475.33   | -----                           | 34,039,883.87 |
| Operations and Maintenance, John F. Kennedy Center for the Performing Arts     |                           |     |     |      |  |   |  |                  |   |                                 |               |
| Fund Resources:  |                           |     |     |      |  |   |  |                  |   |                                 |               |
| Undisbursed Funds  | 2023-2024                 |     | 033 | 0302 | 000                                      | -----   | 27,640,000.00  | -----            | 22,259,549.29   | -----                           | 5,380,450.71  |
|  | 2022-2023                 |     |     |      |  | 6,502,272.26  | -----  | -----            | 4,625,833.96  | -----                           | 1,876,438.30  |
|  | 2021-2022                 |     |     |      |  | 1,175,626.08  | -----  | -----            | 873,713.51  | -----                           | 301,912.57    |
|  | 2020-2021                 |     |     |      |  | 315,532.32  | -----  | -----            | -----   | -----                           | 315,532.32    |
|  | 2020                      |     |     |      |  | 725,424.30  | -----  | -----            | 287,078.23  | -----                           | 438,346.07    |
|  | 2019                      |     |     |      |  | 420,279.17  | -----  | -----            | -----   | -----                           | 420,279.17    |
|  | 2018                      |     |     |      |  | 217,339.98  | -----  | -----            | 3,076.00  | 214,263.98                      | -----         |
|  | Subtotal                  |     | 033 | 0302 | 000                                      | 9,356,474.11  | 27,640,000.00  | -----            | 28,049,250.99   | 214,263.98                      | 8,732,959.14  |
| Capital Repair and Restoration, John F. Kennedy Center for the Performing Arts |                           |     |     |      |  |   |  |                  |   |                                 |               |
| Fund Resources:  |                           |     |     |      |  |   |  |                  |   |                                 |               |
| Undisbursed Funds  | No Year                   |     | 033 | 0303 | 000                                      | 45,059,879.79   | 17,740,000.00  | -----            | 7,951,206.97  | -----                           | 54,848,672.82 |
| Salaries and Expenses, Woodrow Wilson International Center for Scholars        |                           |     |     |      |  |   |  |                  |   |                                 |               |
| Fund Resources:  |                           |     |     |      |  |   |  |                  |   |                                 |               |
| Undisbursed Funds  | 2023-2024                 |     | 033 | 0400 | 000                                      | -----   | 15,000,000.00  | -----            | 8,277,807.88  | -----                           | 6,722,192.12  |
|  | 2022-2023                 |     |     |      |  | 7,506,376.70  | -----  | -----            | 6,255,988.55  | -----                           | 1,250,388.15  |
|  | 2021-2022                 |     |     |      |  | 1,131,331.43  | -----  | -----            | 807,810.53  | -----                           | 323,520.90    |
|  | 2020-2021                 |     |     |      |  | 696,809.07  | -----  | -----            | 42,475.12   | -----                           | 654,333.95    |
|  | 2019-2020                 |     |     |      |  | 357,731.52  | -----  | -----            | 14,062.77   | -----                           | 343,668.75    |
|  | 2018-2019                 |     |     |      |  | 512,466.69  | -----  | -----            | -----   | -----                           | 512,466.69    |
|  | 2017-2018                 |     |     |      |  | 71,009.26   | -----  | -----            | -----   | 71,009.26                       | -----         |
|  | Subtotal                  |     | 033 | 0400 | 000                                      | 10,275,724.67   | 15,000,000.00  | -----            | 15,398,144.85   | 71,009.26                       | 9,806,570.56  |
| <b>Trust Fund Accounts</b>   |                           |     |     |      |  |   |  |                  |   |                                 |               |
| Canal Zone Biological Area Fund, Smithsonian Institution                       |                           |     |     |      |  |   |  |                  |   |                                 |               |
| Fund Resources:  |                           |     |     |      |  |   |  |                  |   |                                 |               |
| Undisbursed Funds  | No Year                   |     | 033 | 8190 | 000                                      | 235,044.45  | 369,868.52   | -----            | 251,004.23  | -----                           | 353,908.74    |
| <b>Deductions for Offsetting Receipts</b>                                      |                           |     |     |      |  |   |  |                  |   |                                 |               |
| Proprietary Receipts from the Public   |                           |     |     |      |  | -----   | -176,527.68  | -----            | -176,527.68   | -----                           | -----         |
| Intrabudgetary Receipts Deducted by Agency                                     |                           |     |     |      |  | -----   | -1,642.40  | -----            | -1,642.40   | -----                           | -----         |

Footnotes at End of Chapter

Appropriations, Outlays, and Balances - Continued

| Appropriation or Fund Account<br><br>Title          | Account Symbol            |     |     |             | Balances,<br>Beginning of<br>Fiscal Year | Appropriations<br>and Other<br>Obligational<br>Authority <sup>1</sup> | Transfers<br>Borrowings<br>and<br>Investment<br>(Net) <sup>2</sup> | Outlays<br>(Net) | Balances<br>Withdrawn<br>and Other<br>Transactions <sup>3</sup> | Balances, End<br>of Fiscal Year |
|---|---------------------------|-----|-----|-------------|--|---|--|------------------|---|---------------------------------|
|   | Period of<br>Availability | ATA | AID | MAIN<br>SUB |  |   |  |                  |   |                                 |
| Total, Offsetting Receipts                          |                           |     |     |             | - 0 -                                    | -178,170.08   | -----  | -178,170.08      | -----   | - 0 -                           |
| Total, Smithsonian Institution                      |                           |     |     |             | 964,745,976.13                           | 1,414,311,698.44  | -----  | 1,398,750,255.51 | 1,521,062.12  | 978,786,356.94                  |
| <b>State Justice Institute</b>                      |                           |     |     |             |  |   |  |                  |   |                                 |
| <b>General Fund Accounts</b>                        |                           |     |     |             |  |   |  |                  |   |                                 |
| Salaries and Expenses, State Justice Institute      |                           |     |     |             |  |   |  |                  |   |                                 |
| Fund Resources:                                     |                           |     |     |             |  |   |  |                  |   |                                 |
| Undisbursed Funds                                   | 2023-2024                 |     | 453 | 0052        | 000                                      | -----   | 500,000.00   | -----            | -----   | 500,000.00                      |
|   | 2023                      |     |     |             |  | -----   | 7,140,000.00   | -----            | -----   | 5,378,492.28                    |
|   | 2022-2023                 |     |     |             |  | 500,000.00  | -----  | 144,866.84       | -----   | 355,133.16                      |
|   | 2022                      |     |     |             |  | 4,638,466.65  | -----  | 2,680,050.74     | -----   | 1,958,415.91                    |
|   | 2021-2022                 |     |     |             |  | 256,715.36  | -----  | 165,139.65       | -----   | 91,575.71                       |
|   | 2021                      |     |     |             |  | 1,984,809.67  | -----  | 1,079,677.59     | -----   | 905,132.08                      |
|   | 2020-2021                 |     |     |             |  | 31,837.35   | -----  | 26,000.00        | -----   | 5,837.35                        |
|   | 2020                      |     |     |             |  | 990,369.69  | -----  | 696,446.09       | -----   | 293,923.60                      |
|   | 2019-2020                 |     |     |             |  | 161,432.15  | -----  | 61,879.80        | -----   | 99,552.35                       |
|   | 2019                      |     |     |             |  | 833,612.04  | -----  | 587,604.60       | -----   | 246,007.44                      |
|   | 2018-2019                 |     |     |             |  | 34,279.27   | -----  | 32,981.21        | -----   | 1,298.06                        |
|   | 2018                      |     |     |             |  | 270,643.10  | -----  | 230,137.34       | 40,505.76   | -----                           |
|   | 2017-2018                 |     |     |             |  | 32,450.59   | -----  | -----            | 32,450.59   | -----                           |
|   | No Year                   |     |     |             |  | 325,236.36  | -----  | -----            | -----   | 325,236.36                      |
| Total, State Justice Institute                      |                           |     |     |             |  | 10,059,852.23   | 7,640,000.00   | 7,466,291.58     | 72,956.35   | 10,160,604.30                   |
| <b>Surface Transportation Board</b>                 |                           |     |     |             |  |   |  |                  |   |                                 |
| <b>General Fund Accounts</b>                        |                           |     |     |             |  |   |  |                  |   |                                 |
| Salaries and Expenses, Surface Transportation Board |                           |     |     |             |  |   |  |                  |   |                                 |
| Fund Resources:                                     |                           |     |     |             |  |   |  |                  |   |                                 |
| Undisbursed Funds                                   | 2023                      |     | 472 | 0301        | 000                                      | -----   | 40,755,932.00  | -----            | 32,856,955.30   | 7,898,976.70                    |
|   | 2022                      |     |     |             |  | 8,572,419.01  | -----  | 6,306,329.32     | -----   | 2,266,089.69                    |
|   | 2021                      |     |     |             |  | 1,875,815.22  | -----  | 471,941.69       | -----   | 1,403,873.53                    |
|   | 2020                      |     |     |             |  | 977,834.43  | -----  | -48,511.43       | -----   | 1,026,345.86                    |
|   | 2019                      |     |     |             |  | 2,550,458.08  | -----  | 40,089.66        | -----   | 2,510,368.42                    |
|   | 2018                      |     |     |             |  | 2,016,293.87  | -----  | -43,815.31       | 2,060,109.18  | -----                           |
|   | Subtotal                  |     | 472 | 0301        | 000                                      | 15,992,820.61   | 40,755,932.00  | 39,582,989.23    | 2,060,109.18  | 15,105,654.20                   |
| <b>Deductions for Offsetting Receipts</b>           |                           |     |     |             |  |   |  |                  |   |                                 |
| Proprietary Receipts from the Public                |                           |     |     |             |  | -----   | -5,209.42  | -----            | -5,209.42   | -----                           |
| Total, Surface Transportation Board                 |                           |     |     |             |  | 15,992,820.61   | 40,750,722.58  | 39,577,779.81    | 2,060,109.18  | 15,105,654.20                   |
| <b>Tennessee Valley Authority</b>                   |                           |     |     |             |  |   |  |                  |   |                                 |
| <b>Public Enterprise Funds</b>                      |                           |     |     |             |  |   |  |                  |   |                                 |

Footnotes at End of Chapter

## Appropriations, Outlays, and Balances - Continued

| Appropriation or Fund Account<br><br>Title  | Account Symbol            |     |     |      | Balances,<br>Beginning of<br>Fiscal Year | Appropriations<br>and Other<br>Obligational<br>Authority <sup>1</sup> | Transfers<br>Borrowings<br>and<br>Investment<br>(Net) <sup>2</sup> | Outlays<br>(Net)             | Balances<br>Withdrawn<br>and Other<br>Transactions <sup>3</sup> | Balances, End<br>of Fiscal Year |                   |
|---|---------------------------|-----|-----|------|--|---|--|------------------------------|---|---------------------------------|-------------------|
|   | Period of<br>Availability | ATA | AID | MAIN |  |   |  |                              |   |                                 | SUB               |
| <b>Tennessee Valley Authority Fund</b>  |                           |     |     |      |  |   |  |                              |   |                                 |                   |
| Fund Resources:   |                           |     |     |      |  |   |  |                              |   |                                 |                   |
| Undisbursed Funds   | No Year                   |     | 455 | 4110 | 000                                      | 30,302,317.95   | -----  | <sup>23</sup> 189,634,732.44 | 183,404,023.48  | <sup>12</sup> 5,151,576.46      | 31,381,450.45     |
| Unamortized Premium and Discount  |                           |     |     |      |  | 1,805,159.99  | -----  | -1,188,607.92                | -----   | -----                           | 616,552.07        |
| Funds Held Outside the Treasury   |                           |     |     |      |  | 40,000.00   | -----  | -----                        | -----   | -----                           | 40,000.00         |
| Authority to Borrow from the Treasury   |                           |     |     |      |  | 11,619,461,448.06   | 1,551,322,266.00   | -179,969,402.38              | -----   | -----                           | 12,990,814,311.68 |
| Total, Tennessee Valley Authority   |                           |     |     |      |  | 11,651,608,926.00   | 1,551,322,266.00   | 8,476,722.14                 | 183,404,023.48  | 5,151,576.46                    | 13,022,852,314.20 |
| <b>United States Court of Appeals for Veterans Claims</b>                               |                           |     |     |      |  |   |  |                              |   |                                 |                   |
| <b>General Fund Accounts</b>  |                           |     |     |      |  |   |  |                              |   |                                 |                   |
| Salaries and Expenses, United States Court of Appeals for Veterans Claims               |                           |     |     |      |  |   |  |                              |   |                                 |                   |
| Fund Resources:   |                           |     |     |      |  |   |  |                              |   |                                 |                   |
| Undisbursed Funds   | 2023                      |     | 345 | 0300 | 000                                      | -----   | 46,900,000.00  | -----                        | 39,346,013.05   | -----                           | 7,553,986.95      |
|   | 2022                      |     |     |      |  | 3,506,003.73  | -----  | -----                        | 2,174,433.98  | -----                           | 1,331,569.75      |
|   | 2021                      |     |     |      |  | 479,949.65  | -----  | -----                        | 51,852.73   | -----                           | 428,096.92        |
|   | 2020                      |     |     |      |  | 1,378,550.69  | -----  | -----                        | -575.00   | -----                           | 1,379,125.69      |
|   | 2019                      |     |     |      |  | 1,838,987.75  | -----  | -----                        | -----   | -----                           | 1,838,987.75      |
|   | 2018                      |     |     |      |  | 1,523,190.39  | -----  | -----                        | 204.38  | 1,522,986.01                    | -----             |
|   | Subtotal                  |     | 345 | 0300 | 000                                      | 8,726,682.21  | 46,900,000.00  | -----                        | 41,571,929.14   | 1,522,986.01                    | 12,531,767.06     |
| <b>Special Fund Accounts</b>  |                           |     |     |      |  |   |  |                              |   |                                 |                   |
| Practice and Registration Fees Fund, United States Court of Appeals for Veterans Claims |                           |     |     |      |  |   |  |                              |   |                                 |                   |
| Fund Resources:   |                           |     |     |      |  |   |  |                              |   |                                 |                   |
| Undisbursed Funds   | No Year                   |     | 345 | 5113 | 000                                      | 237,082.25  | 19,600.00  | -----                        | 59,908.51   | -----                           | 196,773.74        |
| <b>Trust Fund Accounts</b>  |                           |     |     |      |  |   |  |                              |   |                                 |                   |
| United States Court of Appeals for Veterans Claims Retirement Fund                      |                           |     |     |      |  |   |  |                              |   |                                 |                   |
| Fund Resources:   |                           |     |     |      |  |   |  |                              |   |                                 |                   |
| Undisbursed Funds   | No Year                   |     | 345 | 8290 | 000                                      | 1,493,494.88  | 6,422,905.48   | -3,611,542.55                | 3,012,737.24  | -----                           | 1,292,120.57      |
| Unrealized Discount on Investments  |                           |     |     |      |  | -1,823,563.40   | -----  | -2,665,852.43                | -----   | -----                           | -4,489,415.83     |
| Investments in US Treasury Securities   |                           |     |     |      |  | 61,049,707.06   | -----  | 6,277,394.98                 | -----   | -----                           | 67,327,102.04     |
|   | Subtotal                  |     | 345 | 8290 | 000                                      | 60,719,638.54   | 6,422,905.48   | -----                        | 3,012,737.24  | -----                           | 64,129,806.78     |
| Total, United States Court of Appeals for Veterans Claims                               |                           |     |     |      |  | 69,683,403.00   | 53,342,505.48  | -----                        | 44,644,574.89   | 1,522,986.01                    | 76,858,347.58     |
| <b>United States Enrichment Corporation Fund</b>  |                           |     |     |      |  |   |  |                              |   |                                 |                   |
| <b>Public Enterprise Funds</b>  |                           |     |     |      |  |   |  |                              |   |                                 |                   |
| United States Enrichment Corporation Fund   |                           |     |     |      |  |   |  |                              |   |                                 |                   |
| Fund Resources:   |                           |     |     |      |  |   |  |                              |   |                                 |                   |
| Undisbursed Funds   | No Year                   |     | 486 | 4054 | 000                                      | 976.07  | -616,780,105.18  | 606,494,765.55               | -10,284,363.56  | -----                           | -----             |
| Unrealized Discount on Investments  |                           |     |     |      |  | -234.45   | -----  | 234.45                       | -----   | -----                           | -----             |
| Investments in US Treasury Securities   |                           |     |     |      |  | 606,495,000.00  | -----  | -606,495,000.00              | -----   | -----                           | -----             |
| Total, United States Enrichment Corporation Fund  |                           |     |     |      |  | 606,495,741.62  | -616,780,105.18  | -----                        | -10,284,363.56  | -----                           | -----             |

Footnotes at End of Chapter

Appropriations, Outlays, and Balances - Continued

| Appropriation or Fund Account<br><br>Title                              | Account Symbol            |     |     |      | Balances,<br>Beginning of<br>Fiscal Year | Appropriations<br>and Other<br>Obligational<br>Authority <sup>1</sup> | Transfers<br>Borrowings<br>and<br>Investment<br>(Net) <sup>2</sup> | Outlays<br>(Net) | Balances<br>Withdrawn<br>and Other<br>Transactions <sup>3</sup> | Balances, End<br>of Fiscal Year |               |
|---|---------------------------|-----|-----|------|--|---|--|------------------|---|---------------------------------|---------------|
|   | Period of<br>Availability | ATA | AID | MAIN |  |   |  |                  |   |                                 | SUB           |
| <b>United States Holocaust Memorial Museum</b>                          |                           |     |     |      |  |   |  |                  |   |                                 |               |
| <b>General Fund Accounts</b>  |                           |     |     |      |  |   |  |                  |   |                                 |               |
| Expenses, United States Holocaust Memorial Museum<br>Fund Resources:    |                           |     |     |      |  |   |  |                  |   |                                 |               |
| Undisbursed Funds   | 2023-2025                 |     | 456 | 3300 | 000                                      | -----   | 1,000,000.00   | -----            | 36,810.47   | -----                           | 963,189.53    |
|   | 2022-2024                 |     |     |      |  | 715,000.00  | -----  | -----            | 8,570.00  | -----                           | 706,430.00    |
|   | 2023                      |     |     |      |  | -----   | 58,967,000.00  | -----            | 43,532,001.46   | -----                           | 15,434,998.54 |
|   | 2021-2023                 |     |     |      |  | 715,000.00  | -----  | -----            | -----   | -----                           | 715,000.00    |
|   | 2022                      |     |     |      |  | 14,108,897.90   | -----  | -----            | 11,315,286.38   | -----                           | 2,793,611.52  |
|   | 2020-2022                 |     |     |      |  | 388,335.88  | -----  | -----            | 388,335.88  | -----                           | -----         |
|   | 2021                      |     |     |      |  | 2,547,166.67  | -----  | -----            | 888,775.92  | -----                           | 1,658,390.75  |
|   | 2019-2021                 |     |     |      |  | 578,435.98  | -----  | -----            | 217,709.14  | -----                           | 360,726.84    |
|   | 2020                      |     |     |      |  | 2,843,359.04  | -----  | -----            | 567,561.64  | -----                           | 2,275,797.40  |
|   | 2018-2020                 |     |     |      |  | 201,450.05  | -----  | -----            | -----   | -----                           | 201,450.05    |
|   | 2019                      |     |     |      |  | 1,156,631.77  | -----  | -----            | 211,998.21  | -----                           | 944,633.56    |
|   | 2017-2019                 |     |     |      |  | 139,425.51  | -----  | -----            | -----   | -----                           | 139,425.51    |
|   | 2018                      |     |     |      |  | 960,126.35  | -----  | -----            | 6,217.72  | 953,908.63                      | -----         |
|   | 2016-2018                 |     |     |      |  | 83,986.24   | -----  | -----            | -----   | 83,986.24                       | -----         |
|   | No Year                   |     |     |      |  | 18,747,264.70   | 5,264,000.00   | -----            | 8,697,778.72  | -----                           | 15,313,485.98 |
|   | Subtotal                  |     | 456 | 3300 | 000                                      | 43,185,080.09   | 65,231,000.00  | -----            | 65,871,045.54   | 1,037,894.87                    | 41,507,139.68 |
| <b>Trust Fund Accounts</b>  |                           |     |     |      |  |   |  |                  |   |                                 |               |
| Donations, United States Holocaust Memorial Museum<br>Fund Resources:   |                           |     |     |      |  |   |  |                  |   |                                 |               |
| Undisbursed Funds   | No Year                   |     | 456 | 8279 | 000                                      | 914,614.79  | -----  | -----            | 252,825.22  | -----                           | 661,789.57    |
| Total, United States Holocaust Memorial Museum                          |                           |     |     |      |  | 44,099,694.88   | 65,231,000.00  | -----            | 66,123,870.76   | 1,037,894.87                    | 42,168,929.25 |
| <b>United States Institute of Peace</b>                                 |                           |     |     |      |  |   |  |                  |   |                                 |               |
| <b>General Fund Accounts</b>  |                           |     |     |      |  |   |  |                  |   |                                 |               |
| Operating Expenses, United States Institute of Peace<br>Fund Resources: |                           |     |     |      |  |   |  |                  |   |                                 |               |
| Undisbursed Funds   | 2022-2027                 |     | 458 | 1300 | 000                                      | -----   | -----  | -----            | -1,295,098.89   | -----                           | 1,295,098.89  |
|   | 2022-2026                 |     |     |      |  | -----   | -----  | -----            | -138,055.35   | -----                           | 138,055.35    |
|   | 2021-2026                 |     |     |      |  | -----   | -----  | -----            | -89,965.36  | -----                           | 89,965.36     |
|   | 2021-2025                 |     |     |      |  | -----   | -----  | -----            | -6,061,356.73   | -----                           | 6,061,356.73  |
|   | 2020-2025                 |     |     |      |  | -----   | -----  | -----            | -257,798.00   | -----                           | 257,798.00    |
|   | 2019-2025                 |     |     |      |  | -----   | -----  | -----            | -1,036,417.70   | -----                           | 1,036,417.70  |
|   | 2018-2025                 |     |     |      |  | -----   | -----  | -----            | -250,922.74   | -----                           | 250,922.74    |
|   | 2017-2025                 |     |     |      |  | -----   | -----  | -----            | -919,100.27   | -----                           | 919,100.27    |
|   | 2015-2025                 |     |     |      |  | -----   | -----  | -----            | -1,583,220.11   | -----                           | 1,583,220.11  |
|   | 2023-2024                 |     |     |      |  | -----   | 55,000,000.00  | -----            | 42,800,040.64   | -----                           | 12,199,959.36 |
|   | 2022-2023                 |     |     |      |  | 20,946,761.68   | -----  | -----            | 13,536,971.20   | -----                           | 7,409,790.48  |

Footnotes at End of Chapter

## Appropriations, Outlays, and Balances - Continued

| Appropriation or Fund Account<br><br>Title                            | Account Symbol            |     |     |      | Balances,<br>Beginning of<br>Fiscal Year | Appropriations<br>and Other<br>Obligational<br>Authority <sup>1</sup> | Transfers<br>Borrowings<br>and<br>Investment<br>(Net) <sup>2</sup> | Outlays<br>(Net) | Balances<br>Withdrawn<br>and Other<br>Transactions <sup>3</sup> | Balances, End<br>of Fiscal Year |              |
|---|---------------------------|-----|-----|------|--|---|--|------------------|---|---------------------------------|--------------|
|   | Period of<br>Availability | ATA | AID | MAIN |  |   |  |                  |   |                                 | SUB          |
|   | 2021-2022                 |     |     |      | 3,270,799.20                             | -----   | -----  | 1,940,338.44     | -----   | 1,330,460.76                    |              |
|   | 2020-2021                 |     |     |      | 1,578,687.82                             | -----   | -----  | 670,119.59       | -----   | 908,568.23                      |              |
|   | 2019-2020                 |     |     |      | 4,688,071.59                             | -----   | -----  | 72,026.59        | -----   | 4,616,045.00                    |              |
|   | 2018-2019                 |     |     |      | 1,166,152.78                             | -----   | -----  | 88,574.77        | -----   | 1,077,578.01                    |              |
|   | 2017-2018                 |     |     |      | 1,384,119.17                             | -----   | -----  | 1,384,119.17     | -----   | -----                           |              |
| Total, United States Institute of Peace                               |                           |     |     |      | 33,034,592.24                            | 55,000,000.00   | -----  | 48,860,255.25    | -----   | 39,174,336.99                   |              |
| <b>United States Interagency Council on Homelessness</b>              |                           |     |     |      |  |   |  |                  |   |                                 |              |
| <b>General Fund Accounts</b>  |                           |     |     |      |  |   |  |                  |   |                                 |              |
| Operating Expenses, United States Interagency Council on Homelessness |                           |     |     |      |  |   |  |                  |   |                                 |              |
| Fund Resources:   |                           |     |     |      |  |   |  |                  |   |                                 |              |
| Undisbursed Funds   | 2023                      |     | 376 | 1300 | 000                                      | -----   | 4,000,000.00   | -----            | 3,738,394.04  | -----                           | 261,605.96   |
|   | 2022                      |     |     |      |  | 307,614.38  | -----  | 115,070.02       | -----   | 192,544.36                      |              |
|   | 2021                      |     |     |      |  | 1,091,116.13  | -----  | -----            | -----   | 1,091,116.13                    |              |
|   | 2020-2021                 |     |     |      |  | 68,426.92   | -----  | -----            | -----   | 68,426.92                       |              |
|   | 2019                      |     |     |      |  | 56,099.89   | -----  | -----            | -----   | 56,099.89                       |              |
|   | 2018                      |     |     |      |  | 135,252.43  | -----  | -----            | 135,252.43  | -----                           |              |
| Total, United States Interagency Council on Homelessness              |                           |     |     |      |  | 1,658,509.75  | 4,000,000.00   | -----            | 3,853,464.06  | 135,252.43                      | 1,669,793.26 |
| <b>United States Railway Association</b>                              |                           |     |     |      |  |   |  |                  |   |                                 |              |
| <b>General Fund Accounts</b>  |                           |     |     |      |  |   |  |                  |   |                                 |              |
| Administrative Expenses, United States Railway Association            |                           |     |     |      |  |   |  |                  |   |                                 |              |
| Fund Resources:   |                           |     |     |      |  |   |  |                  |   |                                 |              |
| Undisbursed Funds   | No Year                   |     | 460 | 0100 | 000                                      | -8,134.98   | -----  | -----            | -----   | -8,134.98                       |              |
| <b>Vietnam Education Foundation</b>                                   |                           |     |     |      |  |   |  |                  |   |                                 |              |
| <b>Special Fund Accounts</b>  |                           |     |     |      |  |   |  |                  |   |                                 |              |
| Vietnam Education Foundation  |                           |     |     |      |  |   |  |                  |   |                                 |              |
| Fund Resources:   |                           |     |     |      |  |   |  |                  |   |                                 |              |
| Undisbursed Funds   | No Year                   |     | 519 | 5365 | 000                                      | 9,953,809.76  | -----  | -----            | -----   | 9,953,809.76                    |              |
| <b>Public Defender Service for the District of Columbia</b>           |                           |     |     |      |  |   |  |                  |   |                                 |              |
| <b>General Fund Accounts</b>  |                           |     |     |      |  |   |  |                  |   |                                 |              |
| Federal Payment to the District of Columbia Public Defender Service,  |                           |     |     |      |  |   |  |                  |   |                                 |              |
| District of Columbia  |                           |     |     |      |  |   |  |                  |   |                                 |              |
| Fund Resources:   |                           |     |     |      |  |   |  |                  |   |                                 |              |
| Undisbursed Funds   | 2022-2024                 |     | 511 | 1733 | 000                                      | 5,001,773.70  | -----  | -----            | 2,141,011.36  | -----                           | 2,860,762.34 |
|   | 2023                      |     |     |      |  | -----   | 53,629,000.00  | -----            | 47,705,434.48   | -----                           | 5,923,565.52 |
|   | 2022                      |     |     |      |  | 4,115,427.12  | -----  | 2,700,928.19     | -----   | 1,414,498.93                    |              |
|   | 2020-2022                 |     |     |      |  | 344,000.00  | -----  | 33,945.60        | -----   | 310,054.40                      |              |
|   | 2021                      |     |     |      |  | 2,203,441.96  | -----  | 821,351.66       | -----   | 1,382,090.30                    |              |
|   | 2019-2021                 |     |     |      |  | 4,471,000.00  | -----  | 4,443,153.20     | -----   | 27,846.80                       |              |
|   | 2020                      |     |     |      |  | 1,293,990.87  | -----  | 13,559.92        | -----   | 1,280,430.95                    |              |
|   | 2019                      |     |     |      |  | 350,029.21  | -----  | -----            | -----   | 350,029.21                      |              |

Footnotes at End of Chapter

Appropriations, Outlays, and Balances - Continued

| Appropriation or Fund Account<br><br>Title   | Account Symbol            |     |     |      | Balances,<br>Beginning of<br>Fiscal Year | Appropriations<br>and Other<br>Obligational<br>Authority <sup>1</sup> | Transfers<br>Borrowings<br>and<br>Investment<br>(Net) <sup>2</sup> | Outlays<br>(Net) | Balances<br>Withdrawn<br>and Other<br>Transactions <sup>3</sup> | Balances, End<br>of Fiscal Year |                |
|--|---------------------------|-----|-----|------|--|---|--|------------------|---|---------------------------------|----------------|
|  | Period of<br>Availability | ATA | AID | MAIN |  |   |  |                  |   |                                 | SUB            |
|  | 2018                      |     |     |      | 594,463.49                               | -----   | -----  | -----            | 594,463.49  | -----                           |                |
|  | No Year                   |     |     |      | 15,694.80                                | -----   | -----  | 4,800.00         | -----   | 10,894.80                       |                |
|  | Subtotal                  |     | 511 | 1733 | 000                                      | 18,389,821.15   | 53,629,000.00  | -----            | 57,864,184.41   | 594,463.49                      | 13,560,173.25  |
| <b>Special Fund Accounts</b>   |                           |     |     |      |  |   |  |                  |   |                                 |                |
| Contributions, Public Defender Service for the District of Columbia<br>Fund Resources:                       |                           |     |     |      |  |   |  |                  |   |                                 |                |
| Undisbursed Funds  | No Year                   |     | 511 | 5722 | 000                                      | 200,130.82  | 2,005.00   | -----            | 81,583.05   | -----                           | 120,552.77     |
| <b>Deductions for Offsetting Receipts</b>  |                           |     |     |      |  |   |  |                  |   |                                 |                |
| Proprietary Receipts from the Public   |                           |     |     |      |  |   |  |                  |   |                                 |                |
|  |                           |     |     |      | -----                                    | -2,005.00   | -----  | -2,005.00        | -----   | -----                           |                |
| Total, Public Defender Service for the District of Columbia  |                           |     |     |      | -----                                    | 18,589,951.97   | 53,629,000.00  | -----            | 57,943,762.46   | 594,463.49                      | 13,680,726.02  |
| <b>National Security Commission on Artificial Intelligence</b>   |                           |     |     |      |  |   |  |                  |   |                                 |                |
| <b>General Fund Accounts</b>   |                           |     |     |      |  |   |  |                  |   |                                 |                |
| Expenses, National Security Commission on Artificial Intelligence<br>Fund Resources:                         |                           |     |     |      |  |   |  |                  |   |                                 |                |
| Undisbursed Funds  | No Year                   |     | 245 | 2765 | 000                                      | 1,355,619.13  | -----  | -----            | 161,673.07  | -----                           | 1,193,946.06   |
| <b>National Commission on Military Aviation Safety</b>   |                           |     |     |      |  |   |  |                  |   |                                 |                |
| <b>General Fund Accounts</b>   |                           |     |     |      |  |   |  |                  |   |                                 |                |
| National Commission on Military Aviation Safety<br>Fund Resources:   |                           |     |     |      |  |   |  |                  |   |                                 |                |
| Undisbursed Funds  | 2019-2021                 |     | 246 | 2865 | 000                                      | 2,196,159.46  | -----  | -----            | -----   | -----                           | 2,196,159.46   |
| <b>Federal Permitting Improvement Steering Council</b>   |                           |     |     |      |  |   |  |                  |   |                                 |                |
| <b>Federal Permitting Improvement Council</b>  |                           |     |     |      |  |   |  |                  |   |                                 |                |
| <b>Special Fund Accounts</b>   |                           |     |     |      |  |   |  |                  |   |                                 |                |
| Environmental Review Improvement Fund, Federal Permitting Improvement<br>Steering Council<br>Fund Resources: |                           |     |     |      |  |   |  |                  |   |                                 |                |
| Undisbursed Funds  | 2023-2031                 |     | 473 | 5761 | 000                                      | -----   | 350,000,000.00   | -----            | 336,544.05  | -----                           | 349,663,455.95 |
|  |                           |     |     |      | -----                                    | 650,000.00  | -----  | 612,611.24       | -----   | 37,388.76                       |                |
|  |                           |     |     |      | -----                                    | 12,596,104.59   | -----  | 6,531,536.02     | -----   | 6,064,568.57                    |                |
| Total, Federal Permitting Improvement Council  |                           |     |     |      | -----                                    | 12,596,104.59   | 350,650,000.00   | -----            | 7,480,691.31  | -----                           | 355,765,413.28 |
| Total, Federal Permitting Improvement Steering Council   |                           |     |     |      | -----                                    | 12,596,104.59   | 350,650,000.00   | -----            | 7,480,691.31  | -----                           | 355,765,413.28 |
| <b>400 Years of African-American History Commission</b>  |                           |     |     |      |  |   |  |                  |   |                                 |                |
| <b>Special Fund Accounts</b>   |                           |     |     |      |  |   |  |                  |   |                                 |                |
| 400 Years of African-American History Commission<br>Fund Resources:  |                           |     |     |      |  |   |  |                  |   |                                 |                |
| Undisbursed Funds  | 2023                      |     | 247 | 5721 | 000                                      | -----   | 3,300,000.00   | -----            | 1,358,084.36  | -----                           | 1,941,915.64   |
|  |                           |     |     |      | -----                                    | 2,369,050.47  | -----  | 1,358,352.51     | -----   | 1,010,697.96                    |                |
|  |                           |     |     |      | -----                                    | 1,854,645.16  | -----  | 145,899.34       | -----   | 1,708,745.82                    |                |
|  |                           |     |     |      | -----                                    | 766,497.30  | -----  | 554,949.43       | -----   | 211,547.87                      |                |

Footnotes at End of Chapter



## Appropriations, Outlays, and Balances - Continued

| Appropriation or Fund Account<br><br>Title  | Account Symbol            |     |     |      | Balances,<br>Beginning of<br>Fiscal Year | Appropriations<br>and Other<br>Obligational<br>Authority <sup>1</sup> | Transfers<br>Borrowings<br>and<br>Investment<br>(Net) <sup>2</sup> | Outlays<br>(Net)  | Balances<br>Withdrawn<br>and Other<br>Transactions <sup>3</sup> | Balances, End<br>of Fiscal Year |                    |
|---|---------------------------|-----|-----|------|--|---|--|-------------------|---|---------------------------------|--------------------|
|   | Period of<br>Availability | ATA | AID | MAIN |  |   |  |                   |   |                                 | SUB                |
| Total, 400 Years of African-American History Commission   |                           |     |     |      | 4,990,192.93                             | 3,300,000.00  | -----  | 3,417,285.64      | -----   | 4,872,907.29                    |                    |
| <b>Alyce Spotted Bear and Walter Soboleff Commission on Native Children</b>                       |                           |     |     |      |  |   |  |                   |   |                                 |                    |
| <b>Alyce Spotted Bear and Walter Soboleff Com. on Native Children</b>                             |                           |     |     |      |  |   |  |                   |   |                                 |                    |
| <b>General Fund Accounts</b>  |                           |     |     |      |  |   |  |                   |   |                                 |                    |
| Alyce Spotted Bear and Walter Soboleff Commission on Native Children<br>Fund Resources:           |                           |     |     |      |  |   |  |                   |   |                                 |                    |
| Undisbursed Funds   | 2023-2024                 |     | 545 | 2987 | 000                                      | -----   | 550,000.00   | -----             | 72,069.11   | -----                           | 477,930.89         |
|   | 2022-2023                 |     |     |      |  | 200,000.00  | -----  | -----             | 56,492.08   | -----                           | 143,507.92         |
|   | 2021-2022                 |     |     |      |  | 436,380.84  | -----  | -----             | 414,627.58  | -----                           | 21,753.26          |
|   | 2020-2021                 |     |     |      |  | 17,947.01   | -----  | -----             | 15,139.93   | -----                           | 2,807.08           |
| Total, Alyce Spotted Bear and Walter Soboleff Com. on Native Children                             |                           |     |     |      |  | 654,327.85  | -----  | 558,328.70        | -----   | 645,999.15                      |                    |
| Total, Alyce Spotted Bear and Walter Soboleff Commission on Native Children                       |                           |     |     |      |  | 654,327.85  | -----  | 558,328.70        | -----   | 645,999.15                      |                    |
| <b>Commission on Combating Synthetic Opioid Trafficking</b>                                       |                           |     |     |      |  |   |  |                   |   |                                 |                    |
| <b>General Fund Accounts</b>  |                           |     |     |      |  |   |  |                   |   |                                 |                    |
| Salaries and Expenses, Commission on Combating Synthetic Opioid<br>Trafficking<br>Fund Resources: |                           |     |     |      |  |   |  |                   |   |                                 |                    |
| Undisbursed Funds   | 2020-2022                 |     | 256 | 1760 | 000                                      | 1,365,959.85  | -----  | -----             | 14,057.47   | -----                           | 1,351,902.38       |
| <b>Southeast Crescent Regional Commission</b>   |                           |     |     |      |  |   |  |                   |   |                                 |                    |
| <b>General Fund Accounts</b>  |                           |     |     |      |  |   |  |                   |   |                                 |                    |
| Southeast Crescent Regional Commission<br>Fund Resources:   |                           |     |     |      |  |   |  |                   |   |                                 |                    |
| Undisbursed Funds   | No Year                   |     | 574 | 3744 | 000                                      | 13,318,359.87   | 20,000,000.00  | -----             | 654,386.84  | -----                           | 32,663,973.03      |
| <b>Civil Rights Cold Case Records Review Board</b>  |                           |     |     |      |  |   |  |                   |   |                                 |                    |
| <b>General Fund Accounts</b>  |                           |     |     |      |  |   |  |                   |   |                                 |                    |
| Civil Rights Cold Case Records Review Board<br>Fund Resources:                                    |                           |     |     |      |  |   |  |                   |   |                                 |                    |
| Undisbursed Funds   | No Year                   |     | 130 | 3000 | 000                                      | -----   | -----  | 2,000,000.00      | 228,898.15  | -----                           | 1,771,101.85       |
| <b>Southwest Border Regional Commission</b>   |                           |     |     |      |  |   |  |                   |   |                                 |                    |
| <b>General Fund Accounts</b>  |                           |     |     |      |  |   |  |                   |   |                                 |                    |
| Southwest Border Regional Commission<br>Fund Resources:   |                           |     |     |      |  |   |  |                   |   |                                 |                    |
| Undisbursed Funds   | No Year                   |     | 569 | 1500 | 000                                      | <sup>22</sup> 4,000,000.00  | 5,000,000.00   | -----             | 230,736.64  | -----                           | 8,769,263.36       |
| Total, Independent Agencies   |                           |     |     |      |  | 270,456,776,634.37  | 39,932,956,501.30  | 48,361,345,637.63 | 134,620,509,169.29  | 591,778,600.78                  | 223,109,375,471.23 |
| <b>Memorandum</b>   |                           |     |     |      |  |   |  |                   |   |                                 |                    |

Footnotes at End of Chapter

**Appropriations, Outlays, and Balances - Continued**

| Appropriation or Fund Account<br><br>Title  | Account Symbol            |     |     |      | Balances,<br>Beginning of<br>Fiscal Year | Appropriations<br>and Other<br>Obligational<br>Authority <sup>1</sup> | Transfers<br>Borrowings<br>and<br>Investment<br>(Net) <sup>2</sup> | Outlays<br>(Net)         | Balances<br>Withdrawn<br>and Other<br>Transactions <sup>3</sup> | Balances, End<br>of Fiscal Year |                          |
|---|---------------------------|-----|-----|------|--|---|--|--------------------------|---|---------------------------------|--------------------------|
|   | Period of<br>Availability | ATA | AID | MAIN |  |   |  |                          |   |                                 | SUB                      |
| <b>Financing Accounts</b>   |                           |     |     |      |  |   |  |                          |   |                                 |                          |
| <b>Public Enterprise Funds</b>  |                           |     |     |      |  |   |  |                          |   |                                 |                          |
| Spectrum Auction, Direct Loan Financing Account, Federal Communications Commission<br>Fund Resources: |                           |     |     |      |  |   |  |                          |   |                                 |                          |
| Undisbursed Funds   | No Year                   |     | 027 | 4133 | 000                                      | 35,613.88   | -----  | -----                    | -11,090.09  | -----                           | 46,703.97                |
| Debt Reduction Financing Account, Export-Import Bank<br>Fund Resources:                               |                           |     |     |      |  |   |  |                          |   |                                 |                          |
| Undisbursed Funds   | No Year                   |     | 083 | 4028 | 000                                      | -----   | -----  | -----                    | -25,934,922.56  | <sup>12</sup> 25,934,922.56     | -----                    |
| Direct Loan Financing Account, Export-Import Bank<br>Fund Resources:                                  |                           |     |     |      |  |   |  |                          |   |                                 |                          |
| Undisbursed Funds   | No Year                   |     | 083 | 4161 | 000                                      | 3,024,995,522.02  | -----  | -570,619,809.55          | -1,429,733,607.03   | <sup>12</sup> 50,183,960.27     | 3,833,925,359.23         |
| Authority to Borrow from the Treasury   |                           |     |     |      |  | 5,306,553,819.04  | 5,223,712,973.30   | -3,524,972,676.04        | -----   | 66,582,725.75                   | 6,938,711,390.55         |
| Subtotal  |                           |     | 083 | 4161 | 000                                      | 8,331,549,341.06  | 5,223,712,973.30   | -4,095,592,485.59        | -1,429,733,607.03   | 116,766,686.02                  | 10,772,636,749.78        |
| Guaranteed Loan Financing Account, Export-Import Bank<br>Fund Resources:                              |                           |     |     |      |  |   |  |                          |   |                                 |                          |
| Undisbursed Funds   | No Year                   |     | 083 | 4162 | 000                                      | 1,250,294,471.62  | -----  | -126,247,931.88          | -353,535,597.32   | <sup>12</sup> 9,389,032.32      | 1,468,193,104.74         |
| Authority to Borrow from the Treasury   |                           |     |     |      |  | -----   | 5,717,938.93   | -5,717,938.93            | -----   | -----                           | -----                    |
| Subtotal  |                           |     | 083 | 4162 | 000                                      | 1,250,294,471.62  | 5,717,938.93   | -131,965,870.81          | -353,535,597.32   | 9,389,032.32                    | 1,468,193,104.74         |
| <b>Total, Financing Accounts</b>  |                           |     |     |      |  | <b>9,581,879,426.56</b>   | <b>5,229,430,912.23</b>  | <b>-4,227,558,356.40</b> | <b>-1,809,215,217.00</b>  | <b>152,090,640.90</b>           | <b>12,240,876,558.49</b> |

Footnotes at End of Chapter

## Appropriations, Outlays, and Balances - Continued

### Footnotes

- 1 The amounts in this column, unless otherwise footnoted, represent appropriations, increases and rescissions in borrowing authority or new contract authority. Appropriation accounts with appropriation transfer activity are presented in Table 1 (Appropriations and Appropriation Transfers) at the end of this chapter.
- 2 The amounts in this column, unless otherwise footnoted, represent transfers - other than appropriation transfers, borrowings (gross), investments (net), unrealized discounts or funds held outside the Treasury.
- 3 The amounts in this column, unless otherwise footnoted, represent obligated balances canceled for fiscal year 2018 pursuant to 31 U.S.C. 1553 and adjustments to borrowing and contract authority.
- 4 Subject to disposition by the administrative agency.
- 5 Pursuant to Public Law # 111-117, 123 Stat. 3088; 112-10, the balance for this account has been extended beyond the normal period of availability to liquidate obligations.
- 6 Pursuant to Public Law # 113-46, 127 Stat. 558, Sec. 101(6), the balance for this account has been extended beyond the normal period of availability to liquidate obligations.
- 7 Pursuant to Public Law # 113-6, 127 Stat. 412, the balance for this account has been extended beyond the normal period of availability to liquidate obligations.
- 8 Pursuant to Public Law # 112-10, 125 Stat. 103 Sec. 1102 further amended by 112-36, 125 Stat. 386 Sec. 103, the balance for this account has been extended beyond the normal period of availability to liquidate obligations.
- 9 Pursuant to Public Law # 112-10, 125 Stat. 103, the balance for this account has been extended beyond the normal period of availability to liquidate obligations.
- 10 Pursuant to Public Law # 111-117, 123 Stat. 3034, the balance for this account has been extended beyond the normal period of availability to liquidate obligations.
- 11 Pursuant to Public Law # 110-161, 121 Stat. 2290, the balance for this account has been extended beyond the normal period of availability to liquidate obligations.
- 12 Represents capital transfer to miscellaneous receipts.
- 13 Includes \$50,000,000,000.00 which represents borrowing from the Federal Financing Bank in lieu of issuance of agency debt.
- 14 Excludes activity which represents "Net Proceeds from Sales and Withholding for Savings Bonds" which will be accounted for as a deposit fund liability.
- 15 Includes \$3,000,000,000.00 which represents borrowing from the Federal Financing Bank in lieu of issuance of agency debt.
- 16 Includes \$60,706,085.81 which represents capital transfer to miscellaneous receipts.
- 17 Represents: Domestic Postal Money Orders: Paid \$19,455,641,811.52 Issued \$19,454,724,078.73 Foreign Postal Money Orders: Paid Issued \$394.00 Net Postal Orders \$917,338.79
- 18 Includes \$86,577,301.00 which represents net borrowing from the U.S. Treasury.
- 19 Excludes \$4,662,377.96 refund of taxes.
- 20 Includes \$209,400,000.00 which represents net borrowing from the U.S. Treasury.
- 21 Excludes \$10,504,670.77 refund of taxes.
- 22 The opening balance(s) of the following account(s) have been adjusted during the current fiscal year and do not agree with last year's closing balance(s):

| <u>Account Symbol: (ATA, AID, POA, MAIN, SUB)</u>    | <u>Adjustment</u> |
|--|-------------------|
| 060      2018   8018   000   - Undi sbursed Funds    | -\$2, 138. 83     |
| 569            X   1500   000   - Undi sbursed Funds | \$4, 000, 000. 00 |

- 23 Includes \$229,957,945.00 which represents net sale of non-guaranteed Government agency securities.

## Appropriations, Outlays, and Balances - Continued

### Footnotes

Table 1 - Appropriations and Appropriation Transfers - Independent Agencies

| AID | ATA | Period of Availability | MAIN | Net Appropriations and Appropriation Transfers | Appropriation Amount | Net Appropriation Transfers | AID Involved | ATA Involved | Period of Availability Involved | MAIN Involved | Amount From or To (-) |
|-----|-----|------------------------|------|--|----------------------|-----------------------------|--------------|--------------|---------------------------------|---------------|-----------------------|
| 011 |     | 2223                   | 1070 | 342,004.00                                     | 0.00                 | 342,004.00                  | 015          |              | 2223                            | 0200          | 100,000.00            |
|     |     |                        |      |  |                      |                             | 015          |              | 2223                            | 1100          | 242,004.00            |
| 011 |     | 2324                   | 1070 | 280,396,409.00                                 | 302,000,000.00       | -21,603,591.00              | 014          |              | 2324                            | 1036          | -131,945.00           |
|     |     |                        |      |  |                      |                             | 015          |              | 2324                            | 0200          | -2,081,067.00         |
|     |     |                        |      |  |                      |                             | 015          |              | 2324                            | 0322          | -928,247.00           |
|     |     |                        |      |  |                      |                             | 015          |              | 2324                            | 0324          | -1,027,432.00         |
|     |     |                        |      |  |                      |                             | 015          |              | 2324                            | 0700          | -263,957.00           |
|     |     |                        |      |  |                      |                             | 015          |              | 2324                            | 1100          | -15,354,385.00        |
|     |     |                        |      |  |                      |                             | 020          |              | 2324                            | 0913          | -103,768.00           |
|     |     |                        |      |  |                      |                             | 070          |              | 2324                            | 0540          | -1,712,790.00         |
| 309 | 012 | X                      | 0200 | 24,640,975.00                                  | 0.00                 | 24,640,975.00               | 309          |              | X                               | 0200          | 24,640,975.00         |
| 309 | 013 | X                      | 0200 | 6,875,567.00                                   | 0.00                 | 6,875,567.00                | 309          |              | X                               | 0200          | 6,875,567.00          |
| 018 |     | 23                     | 0100 | 271,000,000.00                                 | 0.00                 | 271,000,000.00              | 018          |              | X                               | 4020          | 271,000,000.00        |
| 018 |     | X                      | 4020 | -274,690,532.50                                | 0.00                 | -274,690,532.50             | 018          |              | 23                              | 0100          | -271,000,000.00       |
|     |     |                        |      |  |                      |                             | 070          |              | X                               | 5695          | -3,690,532.50         |
| 031 |     | X                      | 0200 | 903,884,000.00                                 | 150,258,156.68       | 753,625,843.32              | 031          |              | 2324                            | 0200          | -7,500,000.00         |
|     |     |                        |      |  |                      |                             | 031          |              | X                               | 5280          | 761,125,843.32        |
| 031 |     | 2324                   | 0200 | 7,500,000.00                                   | 0.00                 | 7,500,000.00                | 031          |              | X                               | 0200          | 7,500,000.00          |
| 031 |     | 2324                   | 0300 | 15,769,000.00                                  | 3,114,000.00         | 12,655,000.00               | 031          |              | X                               | 5280          | 12,655,000.00         |
| 031 |     | X                      | 5280 | -773,780,843.32                                | 0.00                 | -773,780,843.32             | 031          |              | X                               | 0200          | -761,125,843.32       |
|     |     |                        |      |  |                      |                             | 031          |              | 2324                            | 0300          | -12,655,000.00        |
| 033 |     | X                      | 0100 | 26,974,000.00                                  | 0.00                 | 26,974,000.00               | 033          |              | 2324                            | 0100          | 26,974,000.00         |
| 033 |     | 2324                   | 0100 | 865,881,000.00                                 | 892,855,000.00       | -26,974,000.00              | 033          |              | X                               | 0100          | -26,974,000.00        |
| 033 |     | X                      | 0103 | 275,645,000.00                                 | 251,645,000.00       | 24,000,000.00               | 033          |              | X                               | 0201          | 24,000,000.00         |
| 033 |     | X                      | 0200 | 3,875,000.00                                   | 0.00                 | 3,875,000.00                | 033          |              | 2324                            | 0200          | 3,875,000.00          |
| 033 |     | 2324                   | 0200 | 166,365,000.00                                 | 170,240,000.00       | -3,875,000.00               | 033          |              | X                               | 0200          | -3,875,000.00         |
| 033 |     | X                      | 0201 | 15,000,000.00                                  | 39,000,000.00        | -24,000,000.00              | 033          |              | X                               | 0103          | -24,000,000.00        |
| 309 |     | X                      | 0200 | 365,808,179.00                                 | 400,000,000.00       | -34,191,821.00              | 309          | 012          | X                               | 0200          | -24,640,975.00        |
|     |     |                        |      |  |                      |                             | 309          | 013          | X                               | 0200          | -6,875,567.00         |
|     |     |                        |      |  |                      |                             | 309          | 069          | X                               | 0200          | -2,675,279.00         |
| 431 |     | 2324                   | 0500 | 3,945,000.00                                   | 0.00                 | 3,945,000.00                | 089          |              | X                               | 5227          | 3,945,000.00          |
| 575 |     | X                      | 2996 | 495,000.00                                     | 0.00                 | 495,000.00                  | 069          |              | X                               | 0759          | 495,000.00            |

## Appropriations, Outlays, and Balances - Continued

### Footnotes

Table 1 - Appropriations and Appropriation Transfers - Independent Agencies

| AID          | ATA | Period of Availability | MAIN | Net Appropriations and Appropriation Transfers | Appropriation Amount    | Net Appropriation Transfers | AID Involved | ATA Involved | Period of Availability Involved | MAIN Involved | Amount From or To (-)  |
|--------------|-----|------------------------|------|--|-------------------------|-----------------------------|--------------|--------------|---------------------------------|---------------|------------------------|
| 247          |     | 23                     | 5721 | 3,300,000.00                                   | 0.00                    | 3,300,000.00                | 014          |              | 23                              | 1036          | 3,300,000.00           |
| 060          |     | X                      | 8010 | -507,000,000.00                                | 0.00                    | -507,000,000.00             | 060          |              | X                               | 8011          | -507,000,000.00        |
| 060          |     | X                      | 8011 | 507,000,000.00                                 | 0.00                    | 507,000,000.00              | 060          |              | X                               | 8010          | 507,000,000.00         |
| 060          |     | X                      | 8051 | 63,500,000.00                                  | 0.00                    | 63,500,000.00               | 016          |              | X                               | 8042          | 63,500,000.00          |
| 060          |     | X                      | 8051 | 17,800,000.00                                  | 0.00                    | 17,800,000.00               | 016          |              | X                               | 8042          | 17,800,000.00          |
| 309          | 069 | X                      | 0200 | 2,675,279.00                                   | 0.00                    | 2,675,279.00                | 309          |              | X                               | 0200          | 2,675,279.00           |
| 083          |     | 23                     | 0100 | 116,207,744.73                                 | 125,629,483.35          | -9,421,738.62               | 083          |              | 2324                            | 0100          | -9,421,738.62          |
| 083          |     | 2324                   | 0100 | 9,421,738.62                                   | 0.00                    | 9,421,738.62                | 083          |              | 23                              | 0100          | 9,421,738.62           |
| 083          |     | 23                     | 0105 | 6,375,000.00                                   | 7,500,000.00            | -1,125,000.00               | 083          |              | 2324                            | 0105          | -1,125,000.00          |
| 083          |     | 2324                   | 0105 | 1,125,000.00                                   | 0.00                    | 1,125,000.00                | 083          |              | 23                              | 0105          | 1,125,000.00           |
| 088          |     | X                      | 0300 | 32,000,000.00                                  | 30,000,000.00           | 2,000,000.00                | 088          |              | 23                              | 0300          | 2,000,000.00           |
| 088          |     | 23                     | 0300 | 395,520,000.00                                 | 397,520,000.00          | -2,000,000.00               | 088          |              | X                               | 0300          | -2,000,000.00          |
| 514          |     | X                      | 0206 | 54,119,137.00                                  | 0.00                    | 54,119,137.00               | 514          |              | 23                              | 0206          | 54,119,137.00          |
| 514          |     | 23                     | 0206 | 815,698,584.00                                 | 875,000,000.00          | -59,301,416.00              | 514          |              | X                               | 0206          | -54,119,137.00         |
|              |     |                        |      |  |                         |                             | 514          |              | 2324                            | 0206          | -5,182,279.00          |
| 514          |     | 2324                   | 0206 | 5,182,279.00                                   | 0.00                    | 5,182,279.00                | 514          |              | 23                              | 0206          | 5,182,279.00           |
| 467          |     | 23                     | 0401 | 565,814,000.00                                 | 562,840,000.00          | 2,974,000.00                | 057          |              | 2324                            | 3600          | 2,974,000.00           |
| 513          |     | X                      | 1200 | 42,854,876.00                                  | 17,000,000.00           | 25,854,876.00               | 015          |              | X                               | 5041          | 4,354,876.00           |
|              |     |                        |      |  |                         |                             | 068          |              | X                               | 0103          | 1,500,000.00           |
|              |     |                        |      |  |                         |                             | 069          |              | 2326                            | 0548          | 20,000,000.00          |
| 339          |     | 23                     | 1400 | 326,046,558.00                                 | 365,000,000.00          | -38,953,442.00              | 339          |              | 2324                            | 1400          | -20,000,000.00         |
|              |     |                        |      |  |                         |                             | 339          |              | X                               | 1402          | -18,953,442.00         |
| 339          |     | 2324                   | 1400 | 20,000,000.00                                  | 0.00                    | 20,000,000.00               | 339          |              | 23                              | 1400          | 20,000,000.00          |
| 339          |     | X                      | 1402 | 18,953,442.00                                  | 0.00                    | 18,953,442.00               | 339          |              | 23                              | 1400          | 18,953,442.00          |
| 573          |     | 2326                   | 3742 | 15,000,000.00                                  | 0.00                    | 15,000,000.00               | 069          |              | 2326                            | 0548          | 15,000,000.00          |
| 486          |     | X                      | 4054 | -616,780,105.18                                | 0.00                    | -616,780,105.18             | 089          |              | X                               | 5231          | -616,780,105.18        |
| 513          |     | X                      | 8056 | 3,529,012.54                                   | 0.00                    | 3,529,012.54                | 070          |              | X                               | 8185          | 3,529,012.54           |
| <b>Total</b> |     |                        |      | <b>4,084,267,303.89</b>                        | <b>4,589,601,640.03</b> | <b>-505,334,336.14</b>      |              |              |                                 |               | <b>-505,334,336.14</b> |

# Part Four

---

## Other Information



# Deposit Funds

| Appropriation or Fund Account   | Account Symbol         |     |     |      |     | Balances, Beginning of Fiscal Year | Appropriations and Other Obligational Authority <sup>1</sup> | Transfers Borrowings and Investment (Net) <sup>2</sup> | Outlays (Net)   | Balances Withdrawn and Other Transactions <sup>3</sup> | Balances, End of Fiscal Year |
|---|------------------------|-----|-----|------|-----|------------------------------------|--|--|-----------------|--|------------------------------|
| Title   | Period of Availability | ATA | AID | MAIN | SUB |                                    |  |  |                 |  |                              |
| <b>Legislative Branch</b>   |                        |     |     |      |     |                                    |  |  |                 |  |                              |
| Withheld State and Local Taxes, Senate  | No Year                |     | 000 | 6275 | 001 | -19,143,447.40                     | -----  | -----  | 947,653.25      | -----  | <sup>4</sup> -20,091,100.65  |
| Withheld State and Local Taxes, House of Representatives  | No Year                |     | 000 | 6275 | 004 | -1,740.28                          | -----  | -----  | -3,931.31       | -----  | 2,191.03                     |
| Subtotal  |                        |     | 000 | 6275 |     | -19,145,187.68                     |  |  | 943,721.94      |  | -20,088,909.62               |
| Other Federal Payroll Withholding, Allotments, Senate   | No Year                |     | 000 | 6276 | 001 | -3,522,351.39                      | -----  | -----  | 314,925.10      | -----  | <sup>4</sup> -3,837,276.49   |
| Other Federal Payroll Withholding, Allotments, House of Representatives                                 | No Year                |     | 000 | 6276 | 004 | 3,690.17                           | -----  | -----  | 22,429.94       | -----  | <sup>4</sup> -18,739.77      |
| Subtotal  |                        |     | 000 | 6276 |     | -3,518,661.22                      |  |  | 337,355.04      |  | -3,856,016.26                |
| Copyright Owner's Royalty Fees, Net Operating Costs, Copyright Office, Library of Congress              | No Year                |     | 003 | 6175 | 000 | 119,855.00                         | -----  | -256,454,942.14  | -256,601,438.28 | -----  | 266,351.14                   |
| Unrealized Discount on Investments  | No Year                |     | 003 | 6175 | 911 | -5,809,505.41                      | -----  | -8,294,595.96  | -----           | -----  | -14,104,101.37               |
| Investments in US Treasury Securities   | No Year                |     | 003 | 6175 | 971 | 1,306,260,580.08                   | -----  | 264,749,538.10   | -----           | -----  | 1,571,010,118.18             |
| Subtotal  |                        |     | 003 | 6175 |     | 1,300,570,929.67                   |  |  | -256,601,438.28 |  | 1,557,172,367.95             |
| Unearned Copyright Fees, Library of Congress  | No Year                |     | 003 | 6206 | 000 | 748,443.71                         | -----  | -809,698.30  | -899,083.84     | -----  | 837,829.25                   |
| Unrealized Discount on Investments  | No Year                |     | 003 | 6206 | 911 | -20,498.15                         | -----  | -19,776.92   | -----           | -----  | -40,275.07                   |
| Investments in US Treasury Securities   | No Year                |     | 003 | 6206 | 971 | 8,350,026.96                       | -----  | 829,475.22   | -----           | -----  | 9,179,502.18                 |
| Subtotal  |                        |     | 003 | 6206 |     | 9,077,972.52                       |  |  | -899,083.84     |  | 9,977,056.36                 |
| Unearned Catalog Card Fees, Library of Congress   | No Year                |     | 003 | 6207 | 000 | 120,625.92                         | -----  | -----  | 648.88          | -----  | 119,977.04                   |
| Employees' Payroll Allotment Account, United States Savings Bonds, Railroad Accounting Principles Board | No Year                |     | 009 | 6050 | 008 | 81.25                              | -----  | -----  | -----           | -----  | 81.25                        |
| Withheld State and Local Taxes, Botanic Garden  | No Year                |     | 009 | 6275 | 002 | -9,675.27                          | -----  | -----  | -----           | -----  | <sup>4</sup> -9,675.27       |
| Suspense, Botanic Garden  | No Year                |     | 009 | 6875 | 002 | 680.24                             | -----  | -----  | -----           | -----  | 680.24                       |
| Total, Legislative Branch   |                        |     |     |      |     | 1,287,096,765.43                   | -----  | -----  | -256,218,796.26 | -----  | 1,543,315,561.69             |
| <b>Judicial Branch</b>  |                        |     |     |      |     |                                    |  |  |                 |  |                              |
| Registry Funds, United States Courts, the Judiciary   | No Year                |     | 010 | 6047 | 000 | 317,745,458.60                     | -----  | -158,964,487.09  | -151,485,172.01 | -----  | 310,266,143.52               |
| Unrealized Discount on Investments  | No Year                |     | 010 | 6047 | 911 | -4,898,753.39                      | -----  | -6,283,084.67  | -----           | -----  | -11,181,838.06               |
| Investments in US Treasury Securities   | No Year                |     | 010 | 6047 | 971 | 1,242,959,380.49                   | -----  | 165,247,571.76   | -----           | -----  | 1,408,206,952.25             |

Footnotes at End of Chapter



## Deposit Funds

| Appropriation or Fund Account  | Account Symbol            |     |     |      |     | Balances,<br>Beginning of<br>Fiscal Year | Appropriations and<br>Other Obligational<br>Authority <sup>1</sup> | Transfers<br>Borrowings and<br>Investment (Net) <sup>2</sup> | Outlays (Net)   | Balances Withdrawn<br>and Other<br>Transactions <sup>3</sup> | Balances, End of<br>Fiscal Year |
|--|---------------------------|-----|-----|------|-----|--|--|--|-----------------|--|---------------------------------|
| Title  | Period of<br>Availability | ATA | AID | MAIN | SUB |  |  |  |                 |  |                                 |
|  | Subtotal                  |     | 010 | 6047 |     | 1,555,806,085.70                         |  |  | -151,485,172.01 |  | 1,707,291,257.71                |
| Employees' Payroll Allotment Account, United States Savings Bonds, United States Courts                                      | No Year                   |     | 010 | 6050 | 002 | 14,972.27                                | -----  | -----  | -----           | -----  | 14,972.27                       |
| Withheld State and Local Taxes, United States Courts   | No Year                   |     | 010 | 6275 | 002 | 1,158,940.83                             | -----  | -----  | 15,557.80       | -----  | 1,143,383.03                    |
| Deposits for Expenses of the Fifth International Appellate Judge Conference, the Judiciary                                   | No Year                   |     | 010 | 6854 | 000 | 3,953.00                                 | -----  | -----  | -----           | -----  | 3,953.00                        |
| Fees and Other Collections, Clerks of United States Courts and Register of Wills for the District of Columbia, the Judiciary | No Year                   |     | 010 | 6855 | 000 | 911,434,472.08                           | -----  | -----  | -85,373,991.31  | -----  | 996,808,463.39                  |
| Accounts Payable, Check Issue Underdrafts, the Judiciary   | No Year                   |     | 010 | 6999 | 000 | 1,246.81                                 | -----  | -----  | -----           | -----  | 1,246.81                        |
| Total, Judicial Branch   |                           |     |     |      |     | 2,468,419,670.69                         | -----  | -----  | -236,843,605.52 | -----  | 2,705,263,276.21                |
| <b>Department of Agriculture</b>   |                           |     |     |      |     |  |  |  |                 |  |                                 |
| Packer Bond Trustee Account, Packers and Stockyards Administration   | No Year                   |     | 012 | 6018 | 000 | 549.89                                   | -----  | -----  | -----           | -----  | 549.89                          |
| Assessments on Imports of Beef and Pork Products, Agricultural Marketing Service   | No Year                   |     | 012 | 6148 | 000 | 13,805,139.39                            | -----  | -----  | 763,316.55      | -----  | 13,041,822.84                   |
| Surety Bonds, Perishable Agricultural Commodities, Agriculture   | No Year                   |     | 012 | 6171 | 000 | 159,134.70                               | -----  | -----  | 35,000.00       | -----  | 124,134.70                      |
| Tribal Organizations Insurance Premium Contributions to FEHB, Executive Operations, Agriculture                              | No Year                   |     | 012 | 6189 | 000 | 1,696,386.39                             | -----  | -----  | -2,462,668.43   | -----  | 4,159,054.82                    |
| Withheld State and Local Taxes, Central Voucher Payment Center   | No Year                   |     | 012 | 6275 | 040 | -1,489,215.59                            | -----  | -----  | 116,085.22      | -----  | <sup>4</sup> -1,605,300.81      |
| Other Federal Payroll Withholding, Allotments, National Finance Center, Agriculture  | No Year                   |     | 012 | 6276 | 040 | 185,354,231.65                           | -----  | -----  | 4,884,047.31    | -----  | 180,470,184.34                  |
| Direct Premium Remittance System, National Finance Center, Agriculture   | No Year                   |     | 012 | 6290 | 000 | -71,877,354.57                           | -----  | -----  | -1,135,180.29   | -----  | <sup>4</sup> -70,742,174.28     |
| Premiums for Federal Health Care High Risk Pool  | No Year                   |     | 012 | 6320 | 000 | 1,770.00                                 | -----  | -----  | -----           | -----  | 1,770.00                        |
| Cars Initiative, Administrative Billings and Collections (ABCO), National Finance Center, Agriculture                        | No Year                   |     | 012 | 6322 | 000 | 12,229.00                                | -----  | -----  | -9,940.07       | -----  | 22,169.07                       |
| Advances Without Orders from Non-Federal Sources, Forest Service,  | No Year                   |     | 012 | 6500 | 011 | 265,190,270.50                           | -----  | -----  | -1,863,811.29   | -----  | 267,054,081.79                  |

Footnotes at End of Chapter

# Deposit Funds

| Appropriation or Fund Account   | Account Symbol            |     |     |      |     | Balances,<br>Beginning of<br>Fiscal Year | Appropriations and<br>Other Obligational<br>Authority <sup>1</sup> | Transfers<br>Borrowings and<br>Investment (Net) <sup>2</sup> | Outlays (Net) | Balances Withdrawn<br>and Other<br>Transactions <sup>3</sup> | Balances, End of<br>Fiscal Year |
|---|---------------------------|-----|-----|------|-----|--|--|--|---------------|--|---------------------------------|
| Title   | Period of<br>Availability | ATA | AID | MAIN | SUB |  |  |  |               |  |                                 |
| Agriculture   |                           |     |     |      |     |  |  |  |               |  |                                 |
| Small Escrow Amounts, Office of the Inspector General   | No Year                   |     | 012 | 6501 | 009 | 38,592.61                                | -----  | -----  | -----         | -----  | 38,592.61                       |
| Small Escrow Amounts, Natural Resources Conservation Service                                      | No Year                   |     | 012 | 6501 | 010 | 11,127.81                                | -----  | -----  | -----         | -----  | 11,127.81                       |
| Small Escrow Amounts, Agriculture Research Service  | No Year                   |     | 012 | 6501 | 014 | 80,550.49                                | -----  | -----  | -----         | -----  | 80,550.49                       |
| Small Escrow Amounts, Animal and Plant Health Inspection Service                                  | No Year                   |     | 012 | 6501 | 016 | 2,037,690.05                             | -----  | -----  | -4,081,958.24 | -----  | 6,119,648.29                    |
| Small Escrow Amounts, Agricultural Marketing Service  | No Year                   |     | 012 | 6501 | 025 | 6,689,824.97                             | -----  | -----  | 1,985,532.59  | -----  | 4,704,292.38                    |
| Small Escrow Amounts, Foreign Agricultural Service  | No Year                   |     | 012 | 6501 | 029 | 4,791.32                                 | -----  | -----  | -----         | -----  | 4,791.32                        |
| Small Escrow Amounts, Food Nutrition Service  | No Year                   |     | 012 | 6501 | 035 | 28,888,042.95                            | -----  | -----  | 9,533,195.03  | -----  | 19,354,847.92                   |
| Small Escrow Amounts, Food Safety and Inspection Service  | No Year                   |     | 012 | 6501 | 037 | 456,433.86                               | -----  | -----  | 103,008.67    | -----  | 353,425.19                      |
| Small Escrow Amounts, National Finance Center, Agriculture  | No Year                   |     | 012 | 6501 | 040 | 2,897,321.92                             | -----  | -----  | -5,954,910.22 | -----  | 8,852,232.14                    |
|   |                           |     | 012 | 6501 |     | 41,104,375.98                            | -----  | -----  | 1,584,867.83  | -----  | 39,519,508.15                   |
| Subtotal  |                           |     |     |      |     | 41,104,375.98                            | -----  | -----  | 1,584,867.83  | -----  | 39,519,508.15                   |
| Total, Department of Agriculture  |                           |     |     |      |     | 433,957,517.34                           | -----  | -----  | 1,911,716.83  | -----  | 432,045,800.51                  |
| <b>Department of Commerce</b>   |                           |     |     |      |     |  |  |  |               |  |                                 |
| NMFS Property Forfeitures and Seizures, National Oceanic and Atmospheric Administration, Commerce | No Year                   |     | 013 | 6214 | 014 | 34,420.48                                | -----  | -----  | -19,644.31    | -----  | 54,064.79                       |
| Other Federal Payroll Withholding, Allotments, NOAA, Department of Commerce                       | No Year                   |     | 013 | 6276 | 014 | 3,974,039.11                             | -----  | -----  | -733,988.73   | -----  | 4,708,027.84                    |
| Advances Without Orders from Non-Federal Sources, Bureau of the Census, Department of Commerce    | No Year                   |     | 013 | 6500 | 004 | 168,941.20                               | -----  | -----  | -388,321.00   | -----  | 557,262.20                      |
| Small Escrow Amounts, Census  | No Year                   |     | 013 | 6501 | 004 | 1,081.00                                 | -----  | -----  | -1,829.21     | -----  | 2,910.21                        |
| Small Escrow Amounts, International Trade Administration  | No Year                   |     | 013 | 6501 | 012 | 18,937.20                                | -----  | -----  | -----         | -----  | 18,937.20                       |
| Small Escrow Amounts, National Oceanic Atmospheric Administration, Commerce                       | No Year                   |     | 013 | 6501 | 014 | -102,693.25                              | -----  | -----  | -55,583.93    | -----  | <sup>4</sup> -47,109.32         |
|   |                           |     | 013 | 6501 |     | -82,675.05                               | -----  | -----  | -57,413.14    | -----  | -25,261.91                      |
| Subtotal  |                           |     |     |      |     | -82,675.05                               | -----  | -----  | -57,413.14    | -----  | -25,261.91                      |
| Patent Cooperation Treaty Deposits, US Patent and Trademark Office, Commerce                      | No Year                   |     | 013 | 6538 | 000 | 16,110,490.77                            | -----  | -----  | -14,700.87    | -----  | 16,125,191.64                   |
| Special Studies, Services and Projects, International Trade Administration                        | No Year                   |     | 013 | 6540 | 012 | 28,012,826.19                            | -----  | -----  | -960,834.39   | -----  | 28,973,660.58                   |
| Special Studies, Services and Projects, Economic and Statistical                                  | No Year                   |     | 013 | 6540 | 015 | 159,374.70                               | -----  | -----  | -4,334.13     | -----  | 163,708.83                      |

Footnotes at End of Chapter

## Deposit Funds

| Appropriation or Fund Account   | Account Symbol            |     |     |      |     | Balances,<br>Beginning of<br>Fiscal Year | Appropriations and<br>Other Obligational<br>Authority <sup>1</sup> | Transfers<br>Borrowings and<br>Investment (Net) <sup>2</sup> | Outlays (Net)  | Balances Withdrawn<br>and Other<br>Transactions <sup>3</sup> | Balances, End of<br>Fiscal Year |
|---|---------------------------|-----|-----|------|-----|--|--|--|----------------|--|---------------------------------|
| Title   | Period of<br>Availability | ATA | AID | MAIN | SUB |  |  |  |                |  |                                 |
| Analysis  | Subtotal                  |     | 013 | 6540 |     | 28,172,200.89                            |  |  | -965,168.52    |  | 29,137,369.41                   |
| Inspection and Grading of Fishery Products, National Oceanic and Atmospheric Administration | No Year                   |     | 013 | 6541 | 000 | 1,537,330.73                             | -----  | -----  | -4,524.79      | -----  | 1,541,855.52                    |
| Customer Deposits, Patent and Trademark Office, Commerce                                    | No Year                   |     | 013 | 6542 | 000 | 130,083,731.68                           | -----  | -----  | 1,825,691.89   | -----  | 128,258,039.79                  |
| Madrid Protocol Fees, U.S. Patent and Trademark Office                                      | No Year                   |     | 013 | 6554 | 000 | 690,902.21                               | -----  | -----  | -310,272.27    | -----  | 1,001,174.48                    |
| Total, Department of Commerce   |                           |     |     |      |     | 180,689,382.02                           | -----  | -----  | -668,341.74    | -----  | 181,357,723.76                  |
| <b>Department of Defense--Military Programs</b>   |                           |     |     |      |     |  |  |  |                |  |                                 |
| <b>Department of the Army</b>   |                           |     |     |      |     |  |  |  |                |  |                                 |
| Proceeds of Sales of Lost, Abandoned, or Unclaimed Personal Property, Army (T) <sup>5</sup> | No Year                   |     | 021 | 6001 | 000 | -4,793.61                                | -----  | -----  | -4,793.61      | -----  | -----                           |
| Pay of the Army, Deposit Fund (T) <sup>5</sup>  | No Year                   |     | 021 | 6010 | 000 | -18,777,397.43                           | -----  | -----  | -6,064,094.28  | -----  | -12,713,303.15                  |
| Collection of Seized Iraqi Assets, Army   | No Year                   |     | 021 | 6095 | 000 | 883,013.93                               | -----  | -----  | -----          | -----  | 883,013.93                      |
| Disbursement of Seized Iraqi Assets, Army   | No Year                   |     | 021 | 6098 | 000 | 9,209,542.55                             | -----  | -----  | -----          | -----  | 9,209,542.55                    |
| Payment of Unclaimed Moneys, Army   | No Year                   |     | 021 | 6133 | 000 | 68,991.05                                | -----  | -----  | -6,538.29      | -----  | 75,529.34                       |
| Thrift Savings Fund, Army   | No Year                   |     | 021 | 6229 | 000 | 170,794,106.78                           | -----  | -----  | -25,290,551.78 | -----  | 196,084,658.56                  |
| Withheld State and Local Taxes, Army  | No Year                   |     | 021 | 6275 | 000 | 50,525,086.60                            | -----  | -----  | 4,169,902.94   | -----  | 46,355,183.66                   |
| Other Federal Payroll Withholding, Allotments, Army   | No Year                   |     | 021 | 6276 | 000 | 673,336,587.56                           | -----  | -----  | 135,412,555.35 | -----  | 537,924,032.21                  |
| Servicemen's Group Life Insurance Fund, Suspense, Army                                      | No Year                   |     | 021 | 6434 | 000 | 10,034,585.96                            | -----  | -----  | -6,491,502.00  | -----  | 16,526,087.96                   |
| Advances Without Orders from Non-Federal Sources, Army                                      | No Year                   |     | 021 | 6500 | 000 | 35,580,693.10                            | -----  | -----  | 21,537,756.53  | -----  | 14,042,936.57                   |
| Small Escrow Amounts, Army  | No Year                   |     | 021 | 6501 | 000 | 34,171,640.72                            | -----  | -----  | 1,832,783.72   | -----  | 32,338,857.00                   |
| Total, Department of the Army   |                           |     |     |      |     | 965,822,057.21                           | -----  | -----  | 125,095,518.58 | -----  | 840,726,538.63                  |
| <b>Department of the Navy</b>   |                           |     |     |      |     |  |  |  |                |  |                                 |
| Personal Funds of Deceased, Mentally Incompetent or Missing                                 | No Year                   |     | 017 | 6002 | 000 | 452.02                                   | -----  | -----  | -3,201.00      | -----  | 3,653.02                        |

Footnotes at End of Chapter

# Deposit Funds

| Appropriation or Fund Account   | Account Symbol         |     |     |      |     | Balances, Beginning of Fiscal Year | Appropriations and Other Obligational Authority <sup>1</sup> | Transfers Borrowings and Investment (Net) <sup>2</sup> | Outlays (Net)   | Balances Withdrawn and Other Transactions <sup>3</sup> | Balances, End of Fiscal Year |
|---|------------------------|-----|-----|------|-----|------------------------------------|--|--|-----------------|--|------------------------------|
| Title   | Period of Availability | ATA | AID | MAIN | SUB |                                    |  |  |                 |  |                              |
| Personnel, Navy (T) <sup>5</sup>  |                        |     |     |      |     |                                    |  |  |                 |  |                              |
| Pay of the Navy, Deposit Fund (T) <sup>5</sup>  | No Year                |     | 017 | 6025 | 000 | 52,264,951.70                      | -----  | -----  | 456,007.79      | -----  | 51,808,943.91                |
| Pay of Marine Corps, Deposit Fund (T) <sup>5</sup>  | No Year                |     | 017 | 6026 | 000 | 427,814.62                         | -----  | -----  | -189,426.64     | -----  | 617,241.26                   |
| Payment of Unclaimed Moneys, Navy   | No Year                |     | 017 | 6133 | 000 | 2,448,908.04                       | -----  | -----  | 1,456,061.12    | -----  | 992,846.92                   |
| Thrift Savings Fund, Navy   | No Year                |     | 017 | 6228 | 000 | 173,640,864.94                     | -----  | -----  | -8,121,372.18   | -----  | 181,762,237.12               |
| Withheld State and Local Taxes, Navy  | No Year                |     | 017 | 6275 | 000 | 24,195,805.38                      | -----  | -----  | -1,294,002.79   | -----  | 25,489,808.17                |
| Other Federal Payroll Withholding, Allotments, Navy   | No Year                |     | 017 | 6276 | 000 | 1,077,028.65                       | -----  | -----  | 167,729.58      | -----  | 909,299.07                   |
| Advances Without Orders from Non-Federal Sources, Navy  | No Year                |     | 017 | 6500 | 000 | -12,809.68                         | -----  | -----  | -29,898.68      | -----  | 17,089.00                    |
| Small Escrow Amounts, Navy  | No Year                |     | 017 | 6501 | 000 | 34,155,144.97                      | -----  | -----  | -2,208,822.05   | -----  | 36,363,967.02                |
| Foreign Cooperative Projects, Navy  | No Year                |     | 017 | 6502 | 000 | 1,778,898,620.37                   | -----  | -----  | -351,701,884.07 | -----  | 2,130,600,504.44             |
| Civilian Employees Allotment Account, Navy  | No Year                |     | 017 | 6705 | 000 | 37,215,197.54                      | -----  | -----  | 437,403.13      | -----  | 36,777,794.41                |
| Total, Department of the Navy   |                        |     |     |      |     | 2,104,311,978.55                   | -----  | -----  | -361,031,405.79 | -----  | 2,465,343,384.34             |
| <b>Department of the Air Force</b>  |                        |     |     |      |     |                                    |  |  |                 |  |                              |
| Proceeds of Sales of Lost, Abandoned, or Unclaimed Personal Property, Air Force (T) <sup>5</sup>        | No Year                |     | 057 | 6001 | 000 | 1,090,502.87                       | -----  | -----  | -367,505.39     | -----  | 1,458,008.26                 |
| Personal Funds of Deceased, Mentally Incompetent or Missing Personnel, Air Force (T) <sup>5</sup>       | No Year                |     | 057 | 6002 | 000 | -----                              | -----  | -----  | -74.88          | -----  | 74.88                        |
| Pay of the Air Force, Deposit Fund (T) <sup>5</sup>   | No Year                |     | 057 | 6010 | 000 | -7,829,761.60                      | -----  | -----  | 1,673,696.49    | -----  | -9,503,458.09                |
| Withheld Allotment of Compensation for Payment of Employee Organization Dues, Air Force                 | No Year                |     | 057 | 6075 | 000 | 104,616.12                         | -----  | -----  | 14,239.76       | -----  | 90,376.36                    |
| Foreign Taxes Withheld, Air Force   | No Year                |     | 057 | 6129 | 000 | 1,103,750.16                       | -----  | -----  | 271,275.20      | -----  | 832,474.96                   |
| Employee and Employer Contributions, Foreign Government Social Security and Related Programs, Air Force | No Year                |     | 057 | 6130 | 000 | 3,178,181.77                       | -----  | -----  | 551,979.05      | -----  | 2,626,202.72                 |
| Employee and Employer Contributions, Private Insurance Plans, Air                                       | No Year                |     | 057 | 6131 | 000 | 898,369.92                         | -----  | -----  | 45,239.48       | -----  | 853,130.44                   |

Footnotes at End of Chapter

## Deposit Funds

| Appropriation or Fund Account<br><br>Title   | Account Symbol            |     |     |      |     | Balances,<br>Beginning of<br>Fiscal Year | Appropriations and<br>Other Obligational<br>Authority <sup>1</sup> | Transfers<br>Borrowings and<br>Investment (Net) <sup>2</sup> | Outlays (Net)   | Balances Withdrawn<br>and Other<br>Transactions <sup>3</sup> | Balances, End of<br>Fiscal Year |
|--|---------------------------|-----|-----|------|-----|--|--|--|-----------------|--|---------------------------------|
|  | Period of<br>Availability | ATA | AID | MAIN | SUB |  |  |  |                 |  |                                 |
| Force  |                           |     |     |      |     |  |  |  |                 |  |                                 |
| Payment of Unclaimed Moneys, Air Force   | No Year                   |     | 057 | 6133 | 000 | 9,679,457.87                             | -----  | -----  | -8,104,366.88   | -----  | 17,783,824.75                   |
| Amounts Withheld for Group Life Insurance, National Guard Members, Air Force   | No Year                   |     | 057 | 6136 | 000 | 189,310.66                               | -----  | -----  | -10,546.83      | -----  | 199,857.49                      |
| Thrift Savings Fund, Air Force   | No Year                   |     | 057 | 6230 | 000 | -115,055,917.79                          | -----  | -----  | -277,711,569.18 | -----  | 162,655,651.39                  |
| Withheld State and Local Taxes, Air Force  | No Year                   |     | 057 | 6275 | 000 | 80,440,746.10                            | -----  | -----  | 18,856,270.66   | -----  | 61,584,475.44                   |
| Other Federal Payroll Withholding, Allotments, Air Force   | No Year                   |     | 057 | 6276 | 000 | 773,945,594.75                           | -----  | -----  | -42,421,496.69  | -----  | 816,367,091.44                  |
| Servicemen's Group Life Insurance Fund, Suspense, Air Force  | No Year                   |     | 057 | 6434 | 000 | 9,709,448.01                             | -----  | -----  | -18,526,494.71  | -----  | 28,235,942.72                   |
| Advances Without Orders from Non-Federal Sources, Air Force  | No Year                   |     | 057 | 6500 | 000 | 316.35                                   | -----  | -----  | 138.64          | -----  | 177.71                          |
| Small Escrow Amounts, Air Force  | No Year                   |     | 057 | 6501 | 000 | 111,037.59                               | -----  | -----  | 132,679.34      | -----  | <sup>4</sup> -21,641.75         |
| Total, Department of the Air Force   |                           |     |     |      |     | 757,565,652.78                           | -----  | -----  | -325,596,535.94 | -----  | 1,083,162,188.72                |
| <b>Defense Agencies</b>  |                           |     |     |      |     |  |  |  |                 |  |                                 |
| Proceeds of Sale of Lost, Abandoned or Unclaimed Personal Property, Office of the Secretary of Defense (T) <sup>5</sup>          | No Year                   |     | 097 | 6001 | 000 | 105,041.38                               | -----  | -----  | 105,041.38      | -----  | -----                           |
| Employees' Payroll Allotment Account, United States Savings Bonds, Secretary of Defense  | No Year                   |     | 097 | 6050 | 000 | 106,200.00                               | -----  | -----  | -----           | -----  | 106,200.00                      |
| Withheld Allotment of Compensation for Charitable Contributions, Office of the Secretary of Defense                              | No Year                   |     | 097 | 6083 | 000 | -----                                    | -----  | -----  | -294.62         | -----  | 294.62                          |
| Employee and Employer Contributions, Foreign Government Social Security and Related Programs, Office of the Secretary of Defense | No Year                   |     | 097 | 6130 | 000 | <sup>6</sup> 116.22                      | -----  | -----  | 116.22          | -----  | -----                           |
| Amounts Withheld for Civilian Pay Allotments, Office of the Secretary of Defense   | No Year                   |     | 097 | 6134 | 000 | 1,757,649.19                             | -----  | -----  | -265,990.55     | -----  | 2,023,639.74                    |
| Thrift Savings Fund, Defense   | No Year                   |     | 097 | 6231 | 000 | 236,480,013.54                           | -----  | -----  | -27,936,529.46  | -----  | 264,416,543.00                  |
| Withheld State and Local Taxes, Secretary of Defense   | No Year                   |     | 097 | 6275 | 000 | 327,189,407.76                           | -----  | -----  | -20,195,669.01  | -----  | 347,385,076.77                  |
| Other Federal Payroll Withholding, Allotments, Defense Agencies  | No Year                   |     | 097 | 6276 | 000 | 1,055,294.03                             | -----  | -----  | 1,258,699.96    | -----  | <sup>4</sup> -203,405.93        |
| Advances Without Orders from Non-Federal Sources, Defense  | No Year                   |     | 097 | 6500 | 000 | 122,153,515.60                           | -----  | -----  | 118,682,169.32  | -----  | 3,471,346.28                    |

Footnotes at End of Chapter

# Deposit Funds

| Appropriation or Fund Account  | Account Symbol         |     |     |      |     | Balances, Beginning of Fiscal Year | Appropriations and Other Obligational Authority <sup>1</sup> | Transfers Borrowings and Investment (Net) <sup>2</sup> | Outlays (Net)   | Balances Withdrawn and Other Transactions <sup>3</sup> | Balances, End of Fiscal Year |
|--|------------------------|-----|-----|------|-----|------------------------------------|--|--|-----------------|--|------------------------------|
| Title  | Period of Availability | ATA | AID | MAIN | SUB |                                    |  |  |                 |  |                              |
| <b>Agencies</b>  |                        |     |     |      |     |                                    |  |  |                 |  |                              |
| Small Escrow Amounts, Defense  | No Year                |     | 097 | 6501 | 000 | 348,701,447.67                     | -----  | -----  | -54,385,214.87  | -----  | 403,086,662.54               |
| Advances Without Orders From Non-Federal Sources, Defense  | No Year                |     | 097 | 6503 | 000 | -----                              | -----  | -----  | -231,087,286.79 | -----  | 231,087,286.79               |
| Advances Without Orders From Non-Federal Sources, Cooperative Products and Services, Defense   | No Year                |     | 097 | 6506 | 000 | -----                              | -----  | -----  | -86,342,793.24  | -----  | 86,342,793.24                |
| Contract Withholdings for Foreign Procurement Tax, Defense   | No Year                |     | 097 | 6765 | 000 | -----                              | -----  | -----  | .01             | -----  | <sup>4</sup> -.01            |
| Total, Defense Agencies  |                        |     |     |      |     | 1,037,548,685.39                   | -----  | -----  | -300,167,751.65 | -----  | 1,337,716,437.04             |
| Total, Department of Defense--Military Programs  |                        |     |     |      |     | 4,865,248,373.93                   | -----  | -----  | -861,700,174.80 | -----  | 5,726,948,548.73             |
| <b>Department of Education</b>   |                        |     |     |      |     |                                    |  |  |                 |  |                              |
| Pending Grantbacks, Education  | No Year                |     | 091 | 6191 | 000 | 2,407,191.90                       | -----  | -----  | -----           | -----  | 2,407,191.90                 |
| HEA Title IV Financial Guarantees Deposits, Education  | No Year                |     | 091 | 6193 | 000 | 204,981,813.42                     | -----  | -----  | -24,685,939.77  | -----  | 229,667,753.19               |
| Advances Without Orders from Non-Federal Sources, Education  | No Year                |     | 091 | 6500 | 000 | 658,783.97                         | -----  | -----  | -18,918.54      | -----  | 677,702.51                   |
| Small Escrow Amounts, Education  | No Year                |     | 091 | 6501 | 000 | 53,164.31                          | -----  | -----  | -597,013.56     | -----  | 650,177.87                   |
| Total, Department of Education   |                        |     |     |      |     | 208,100,953.60                     | -----  | -----  | -25,301,871.87  | -----  | 233,402,825.47               |
| <b>Department of Energy</b>  |                        |     |     |      |     |                                    |  |  |                 |  |                              |
| Unclaimed Money Due Creditors of Contractors with the United States Under Cost-Plus-A-Fixed-Fee Contracts, Departmental Operations, Energy | No Year                |     | 089 | 6090 | 000 | 933,654.93                         | -----  | -----  | -----           | -----  | 933,654.93                   |
| WAPA Passthrough Collections for Non-Federal Power, Energy   | No Year                |     | 089 | 6194 | 000 | 339,898.51                         | -----  | -----  | -6,592,310.20   | -----  | 6,932,208.71                 |
| Withheld State and Local Taxes, Energy   | No Year                |     | 089 | 6275 | 000 | 4,709,206.20                       | -----  | -----  | -563,764.52     | -----  | 5,272,970.72                 |
| Other Federal Payroll Withholding, Allotments, Energy  | No Year                |     | 089 | 6276 | 000 | 221,054.37                         | -----  | -----  | -54,597.59      | -----  | 275,651.96                   |
| Fees Paid Under Protest (FERC), Energy   | No Year                |     | 089 | 6430 | 000 | 29,529,409.41                      | -----  | -----  | 13,332,020.73   | -----  | 16,197,388.68                |
| Advances Without Orders from Non-Federal Sources   | No Year                |     | 089 | 6500 | 000 | 158,297,581.26                     | -----  | -----  | -55,663,441.65  | -----  | 213,961,022.91               |
| Small Escrow Amounts   | No Year                |     | 089 | 6501 | 000 | 109,475.93                         | -----  | -----  | -266,120.63     | -----  | 375,596.56                   |

Footnotes at End of Chapter

## Deposit Funds

| Appropriation or Fund Account  | Account Symbol         |     |     |      |     | Balances, Beginning of Fiscal Year | Appropriations and Other Obligational Authority <sup>1</sup> | Transfers Borrowings and Investment (Net) <sup>2</sup> | Outlays (Net)  | Balances Withdrawn and Other Transactions <sup>3</sup> | Balances, End of Fiscal Year |
|--|------------------------|-----|-----|------|-----|------------------------------------|--|--|----------------|--|------------------------------|
| Title  | Period of Availability | ATA | AID | MAIN | SUB |                                    |  |  |                |  |                              |
| Total, Department of Energy  |                        |     |     |      |     | 194,140,280.61                     | -----  | -----  | -49,808,213.86 | -----  | 243,948,494.47               |
| <b>Department of Health and Human Services</b>   |                        |     |     |      |     |                                    |  |  |                |  |                              |
| Personal Funds and Earnings of Patients, Public Health Service Hospitals, Health Resources and Services Administration                                 |                        |     |     |      |     | 3,227.18                           | -----  | -----  | -----          | -----  | 3,227.18                     |
| Collections of Past-Due Support from Federal Tax Refunds, Administration for Children and Families   |                        |     |     |      |     | 23,421,791.03                      | -----  | -----  | 12,790,401.47  | -----  | 10,631,389.56                |
| International Child Support Payments from States to be Sent to Foreign Authorities, Administration of Children and Families, Health and Human Services |                        |     |     |      |     | -----                              | -----  | -----  | -33,649.35     | -----  | 33,649.35                    |
| Civil Monetary Penalties Imposed on Nursing Facilities, Centers for Medicare and Medicaid Services, Health and Human Services                          |                        |     |     |      |     | 24,608,129.85                      | -----  | -----  | -3,011,260.64  | -----  | 27,619,390.49                |
| Withheld State and Local Taxes, Departmental Management  |                        |     |     |      |     | 60,691,007.05                      | -----  | -----  | -4,350,339.06  | -----  | 65,041,346.11                |
| Other Federal Payroll Withholding, Allotments, Departmental Management   |                        |     |     |      |     | 16,326,040.32                      | -----  | -----  | 2,691,435.69   | -----  | 13,634,604.63                |
| Other Federal Payroll Withholding Allotments, National Institutes of Health, Health and Human Services   |                        |     |     |      |     | 1,550,679.00                       | -----  | -----  | 118,337.72     | -----  | 1,432,341.28                 |
| Subtotal   |                        |     |     |      |     | 17,876,719.32                      |  |  | 2,809,773.41   |  | 15,066,945.91                |
| Payment to States from Receipts for Child Support, Administration for Children and Families  |                        |     |     |      |     | 381,861.34                         | -----  | -----  | -----          | -----  | 381,861.34                   |
| Small Escrow Amounts, Health Care Financing Administration   |                        |     |     |      |     | <sup>6</sup> 225,504,106.37        | -----  | -----  | -82,959,861.80 | -----  | 308,463,968.17               |
| Total, Department of Health and Human Services   |                        |     |     |      |     | 352,486,842.14                     | -----  | -----  | -74,754,935.97 | -----  | 427,241,778.11               |
| <b>Department of Homeland Security</b>   |                        |     |     |      |     |                                    |  |  |                |  |                              |
| Seized Currency, Treasury Forfeiture Fund, Treasury  |                        |     |     |      |     | 48,828,643.72                      | -----  | 131,670,000.00   | 114,855,970.82 | -----  | 65,642,672.90                |
| Unrealized Discount on Investments   |                        |     |     |      |     | -4,710,292.45                      | -----  | -5,006,926.48  | -----          | -----  | -9,717,218.93                |
| Investments in US Treasury Securities  |                        |     |     |      |     | 2,497,358,292.45                   | -----  | -126,663,073.52  | -----          | -----  | 2,370,695,218.93             |
| Subtotal   |                        |     |     |      |     | 2,541,476,643.72                   |  |  | 114,855,970.82 |  | 2,426,620,672.90             |
| Duties Collected for the Virgin Islands Government, United States  |                        |     |     |      |     | 5,369,156.08                       | -----  | -----  | -237,914.29    | -----  | 5,607,070.37                 |

Footnotes at End of Chapter

# Deposit Funds

| Appropriation or Fund Account  | Account Symbol            |     |     |      |     | Balances,<br>Beginning of<br>Fiscal Year | Appropriations and<br>Other Obligational<br>Authority <sup>1</sup> | Transfers<br>Borrowings and<br>Investment (Net) <sup>2</sup> | Outlays (Net)  | Balances Withdrawn<br>and Other<br>Transactions <sup>3</sup> | Balances, End of<br>Fiscal Year |
|--|---------------------------|-----|-----|------|-----|--|--|--|----------------|--|---------------------------------|
| Title  | Period of<br>Availability | ATA | AID | MAIN | SUB |  |  |  |                |  |                                 |
| <b>Customs Service</b>   |                           |     |     |      |     |  |  |  |                |  |                                 |
| Abandoned or Other Unclaimed Property  | No Year                   |     | 070 | 6199 | 000 | 56,368.19                                | -----  | -----  | -----          | -----  | 56,368.19                       |
| General Deposits and Payments, Homeland Security   | No Year                   |     | 070 | 6200 | 000 | 88,787,997.74                            | -----  | -----  | 14,110,255.68  | -----  | 74,677,742.06                   |
| Pay of the United States Coast Guard, Deposit Fund   | No Year                   |     | 070 | 6270 | 000 | 197,500.00                               | -----  | -----  | 48,552.00      | -----  | 148,948.00                      |
| Other Federal Payroll Withholding Allotments (INS)   | No Year                   |     | 070 | 6276 | 001 | 8,012.14                                 | -----  | -----  | -----          | -----  | 8,012.14                        |
| Other Federal Payroll Withholding, Allotments (USCG)                                       | No Year                   |     | 070 | 6276 | 019 | 34,584.08                                | -----  | -----  | -----          | -----  | 34,584.08                       |
|  |                           |     | 070 | 6276 |     | 42,596.22                                | -----  | -----  | -----          | -----  | 42,596.22                       |
| <b>Advances Without Orders from Non-Federal Sources (USCS)</b>                             |                           |     |     |      |     |  |  |  |                |  |                                 |
| Advances Without Orders from Non-Federal Sources (USCS)                                    | No Year                   |     | 070 | 6500 | 005 | 3,448,906.14                             | -----  | -----  | 1,463,150.21   | -----  | 1,985,755.93                    |
| Small Escrow Amounts, United States Secret Service, Homeland Security                      | No Year                   |     | 070 | 6501 | 004 | 4,151,108.89                             | -----  | -----  | 577,618.00     | -----  | 3,573,490.89                    |
| Small Escrow Amounts (FLETC)   | No Year                   |     | 070 | 6501 | 012 | 2,179,389.90                             | -----  | -----  | 273,738.74     | -----  | 1,905,651.16                    |
|  |                           |     | 070 | 6501 |     | 6,330,498.79                             | -----  | -----  | 851,356.74     | -----  | 5,479,142.05                    |
| <b>Seized Genuine Cash, U.S. Secret Service, Homeland Security</b>                         |                           |     |     |      |     |  |  |  |                |  |                                 |
| Seized Genuine Cash, U.S. Secret Service, Homeland Security                                | No Year                   |     | 070 | 6511 | 004 | 4,839,953.72                             | -----  | -----  | -3,447,024.88  | -----  | 8,286,978.60                    |
| <b>Customs Programs Escrow, USCS</b>   |                           |     |     |      |     |  |  |  |                |  |                                 |
| Customs Programs Escrow, USCS  | No Year                   |     | 070 | 6512 | 005 | 620,983,327.36                           | -----  | -----  | -7,079,619.49  | -----  | 628,062,946.85                  |
| <b>Deposits of Cash to Secure Immigration Bonds, INS</b>                                   |                           |     |     |      |     |  |  |  |                |  |                                 |
| Deposits of Cash to Secure Immigration Bonds, INS  | No Year                   |     | 070 | 6697 | 000 | 1,821,947,776.38                         | -----  | -----  | 178,292,958.05 | -----  | 1,643,654,818.33                |
| <b>Undistributed Interest on U.S. Treasury Bonds or Notes Held as Collateral, INS</b>      |                           |     |     |      |     |  |  |  |                |  |                                 |
| Undistributed Interest on U.S. Treasury Bonds or Notes Held as Collateral, INS             | No Year                   |     | 070 | 6698 | 000 | 43,982.47                                | -----  | -----  | -----          | -----  | 43,982.47                       |
| Total, Department of Homeland Security   |                           |     |     |      |     | 5,093,524,706.81                         | -----  | -----  | 298,857,684.84 | -----  | 4,794,667,021.97                |
| <b>Department of Housing and Urban Development</b>   |                           |     |     |      |     |  |  |  |                |  |                                 |
| <b>Small Escrow Amounts, Federal Housing Administration, Housing and Urban Development</b> |                           |     |     |      |     |  |  |  |                |  |                                 |
| Small Escrow Amounts, Federal Housing Administration, Housing and Urban Development        | No Year                   |     | 086 | 6501 | 001 | -----                                    | -----  | 2,919,083.62   | 2,919,083.62   | -----  | -----                           |
| Funds Held Outside the Treasury  | No Year                   |     | 086 | 6501 | 921 | 20,049,973.92                            | -----  | -2,919,083.62  | -----          | -----  | 17,130,890.30                   |
|  |                           |     | 086 | 6501 |     | 20,049,973.92                            | -----  | -----  | 2,919,083.62   | -----  | 17,130,890.30                   |
| <b>Contract Wage Underpayments, Davis-Bacon Act, Housing and Urban Development</b>         |                           |     |     |      |     |  |  |  |                |  |                                 |
| Contract Wage Underpayments, Davis-Bacon Act, Housing and Urban Development                | No Year                   |     | 086 | 6758 | 000 | 1,498,581.75                             | -----  | -----  | 792,681.27     | -----  | 705,900.48                      |
| <b>Funds Received from Excess Community Development Block Grant</b>                        |                           |     |     |      |     |  |  |  |                |  |                                 |
| Funds Received from Excess Community Development Block Grant                               | No Year                   |     | 086 | 6760 | 000 | 16,932,732.67                            | -----  | -----  | -9,705,396.19  | -----  | 26,638,128.86                   |

Footnotes at End of Chapter



## Deposit Funds

| Appropriation or Fund Account   | Account Symbol            |     |     |      |     | Balances,<br>Beginning of<br>Fiscal Year | Appropriations and<br>Other Obligational<br>Authority <sup>1</sup> | Transfers<br>Borrowings and<br>Investment (Net) <sup>2</sup> | Outlays (Net)  | Balances Withdrawn<br>and Other<br>Transactions <sup>3</sup> | Balances, End of<br>Fiscal Year |
|---|---------------------------|-----|-----|------|-----|--|--|--|----------------|--|---------------------------------|
| Title   | Period of<br>Availability | ATA | AID | MAIN | SUB |  |  |  |                |  |                                 |
| Program Income, Housing and Urban Development<br>Total, Department of Housing and Urban Development   |                           |     |     |      |     | 38,481,288.34                            | -----  | -----  | -5,993,631.30  | -----  | 44,474,919.64                   |
| <b>Department of the Interior</b>   |                           |     |     |      |     |  |  |  |                |  |                                 |
| Deposit of Revenues Received from Mineral Leases on Lands<br>Withdrawn for Alaskan Native Selection, Office of Natural<br>Resources Revenue, Interior | No Year                   |     | 014 | 6029 | 000 | 9,291,976.57                             | -----  | -41,705,766.15   | -32,477,441.52 | -----  | 63,651.94                       |
| Unrealized Discount on Investments  | No Year                   |     | 014 | 6029 | 911 | -357,509.61                              | -----  | 233,365.77   | -----          | -----  | -124,143.84                     |
| Investments in US Treasury Securities   | No Year                   |     | 014 | 6029 | 971 | 24,094,093.87                            | -----  | 41,472,400.38  | -----          | -----  | 65,566,494.25                   |
| Subtotal  |                           |     | 014 | 6029 |     | 33,028,560.83                            |  |  | -32,477,441.52 |  | 65,506,002.35                   |
| Individual Indian Money, Bureau of Indian Affairs   | No Year                   |     | 014 | 6039 | 000 | 78,352,757.65                            | -----  | -56,934,735.98   | -31,540,304.66 | -----  | 7 52,958,326.33                 |
| Unrealized Discount on Investments  | No Year                   |     | 014 | 6039 | 911 | -38,008.01                               | -----  | -1,561,050.00  | -----          | -----  | -1,599,058.01                   |
| Investments in US Treasury Securities   | No Year                   |     | 014 | 6039 | 971 | 76,508,934.82                            | -----  | 58,495,785.98  | -----          | -----  | 135,004,720.80                  |
| Subtotal  |                           |     | 014 | 6039 |     | 154,823,684.46                           |  |  | -31,540,304.66 |  | 186,363,989.12                  |
| Non-Trust Deposits and Bids for Indian Lands and Natural<br>Resources, Bureau of Indian Affairs   | No Year                   |     | 014 | 6053 | 000 | 10,210,162.07                            | -----  | -----  | 58,698.04      | -----  | 10,151,464.03                   |
| Deposits of Proceeds of Lands Withdrawn for Native Selection,<br>Bureau of Indian Affairs   | No Year                   |     | 014 | 6140 | 000 | .01                                      | -----  | -712,310.64  | -712,311.53    | -----  | .90                             |
| Unrealized Discount on Investments  | No Year                   |     | 014 | 6140 | 911 | -174,345.22                              | -----  | -----  | -----          | -----  | -174,345.22                     |
| Investments in US Treasury Securities   | No Year                   |     | 014 | 6140 | 971 | 8,044,426.18                             | -----  | 712,310.64   | -----          | -----  | 8,756,736.82                    |
| Subtotal  |                           |     | 014 | 6140 |     | 7,870,080.97                             |  |  | -712,311.53    |  | 8,582,392.50                    |
| Withheld State and Local Taxes, Office of the Secretary   | No Year                   |     | 014 | 6275 | 001 | 25,255,271.18                            | -----  | -----  | 387,367.66     | -----  | 24,867,903.52                   |
| Withheld State and Local Taxes, Office of Youth Programs  | No Year                   |     | 014 | 6275 | 029 | -103,313.73                              | -----  | -----  | -----          | -----  | 4 -103,313.73                   |
| Subtotal  |                           |     | 014 | 6275 |     | 25,151,957.45                            |  |  | 387,367.66     |  | 24,764,589.79                   |
| Other Federal Payroll Withholding, Allotments, Office of the<br>Secretary   | No Year                   |     | 014 | 6276 | 001 | 470,936,019.26                           | -----  | -----  | 268,262,285.05 | -----  | 202,673,734.21                  |
| Miscellaneous Unearned Collections, Bureau of Land Management<br>(T) <sup>5</sup>   | No Year                   |     | 014 | 6285 | 000 | 4,462,093.57                             | -----  | -----  | -835,054.28    | -----  | 5,297,147.85                    |
| Advances Without Orders from Non-Federal Sources, Bureau of   | No Year                   |     | 014 | 6500 | 006 | 86,815,603.22                            | -----  | -----  | -32,353,245.30 | -----  | 119,168,848.52                  |

Footnotes at End of Chapter

# Deposit Funds

| Appropriation or Fund Account  | Account Symbol            |     |     |      |     | Balances,<br>Beginning of<br>Fiscal Year | Appropriations and<br>Other Obligational<br>Authority <sup>1</sup> | Transfers<br>Borrowings and<br>Investment (Net) <sup>2</sup> | Outlays (Net)   | Balances Withdrawn<br>and Other<br>Transactions <sup>3</sup> | Balances, End of<br>Fiscal Year |
|--|---------------------------|-----|-----|------|-----|--|--|--|-----------------|--|---------------------------------|
| Title  | Period of<br>Availability | ATA | AID | MAIN | SUB |  |  |  |                 |  |                                 |
| Reclamation  |                           |     |     |      |     |  |  |  |                 |  |                                 |
| Advances Without Orders from Non-Federal Sources, U.S. Geological Survey                               | No Year                   |     | 014 | 6500 | 008 | 1,773,454.32                             | -----  | -----  | -2,456,734.79   | -----  | 4,230,189.11                    |
| Advances Without Orders from Non-Federal Sources, Bureau of Land Management                            | No Year                   |     | 014 | 6500 | 011 | 119,625,435.14                           | -----  | -----  | 22,530,229.22   | -----  | 97,095,205.92                   |
| Advances Without Orders from Non-Federal Sources, Fish and Wildlife Service                            | No Year                   |     | 014 | 6500 | 016 | 33,001.96                                | -----  | -----  | 911.47          | -----  | 32,090.49                       |
| Advances Without Orders from Non-Federal Sources, Bureau of Ocean Energy Management                    | No Year                   |     | 014 | 6500 | 019 | 438,141,001.09                           | -----  | -----  | -----           | -----  | 438,141,001.09                  |
| Subtotal   |                           |     | 014 | 6500 |     | 646,388,495.73                           |  |  | -12,278,839.40  |  | 658,667,335.13                  |
| Small Escrow Amounts, National Park Service  | No Year                   |     | 014 | 6501 | 010 | 1,170,187.06                             | -----  | -----  | 123,726.83      | -----  | 1,046,460.23                    |
| Small Escrow Amounts, Fish and Wildlife Service, Interior  | No Year                   |     | 014 | 6501 | 016 | 2,752,515.90                             | -----  | -----  | 450,053.04      | -----  | 2,302,462.86                    |
| Small Escrow Amounts, Office of Surface Mining   | No Year                   |     | 014 | 6501 | 018 | 169,665.84                               | -----  | -----  | 1,047.24        | -----  | 168,618.60                      |
| Small Escrow Amount, Bureau of Indian Affairs  | No Year                   |     | 014 | 6501 | 020 | 3,855,003.69                             | -----  | -----  | 354,088.67      | -----  | 3,500,915.02                    |
| Subtotal   |                           |     | 014 | 6501 |     | 7,947,372.49                             |  |  | 928,915.78      |  | 7,018,456.71                    |
| Deposits, Outer Continental Shelf Lands Act, Bonus Bids, Office of Natural Resources Revenue, Interior | No Year                   |     | 014 | 6705 | 000 | 230,475.43                               | -----  | 38,412,744.01  | 36,398,199.75   | -----  | 2,245,019.69                    |
| Unrealized Discount on Investments   | No Year                   |     | 014 | 6705 | 911 | -234,951.32                              | -----  | 234,951.32   | -----           | -----  | -----                           |
| Investments in US Treasury Securities  | No Year                   |     | 014 | 6705 | 971 | 38,647,695.33                            | -----  | -38,647,695.33   | -----           | -----  | -----                           |
| Subtotal   |                           |     | 014 | 6705 |     | 38,643,219.44                            |  |  | 36,398,199.75   |  | 2,245,019.69                    |
| Deposits, Alaska National Interest Lands Conservation Act, Bureau of Land Management                   | No Year                   |     | 014 | 6801 | 000 | 431,009.38                               | -----  | -----  | -1,190.51       | -----  | 432,199.89                      |
| Tribal Trust Accounts, Office the Special Trustee for American Indians                                 | No Year                   |     | 014 | 6803 | 000 | 13,666,719.50                            | -----  | -227,884,190.65  | -221,554,692.40 | -----  | 77,337,221.25                   |
| Unrealized Discount on Investments   | No Year                   |     | 014 | 6803 | 911 | 3,404,378.73                             | -----  | -5,247,816.96  | -----           | -----  | -1,843,438.23                   |
| Investments in US Treasury Securities  | No Year                   |     | 014 | 6803 | 971 | -6,187,662,916.72                        | -----  | 233,132,007.61   | -----           | -----  | -5,954,530,909.11               |
| Subtotal   |                           |     | 014 | 6803 |     | -6,170,591,818.49                        |  |  | -221,554,692.40 |  | -5,949,037,126.09               |
| Suspense, Office of Youth Programs   | No Year                   |     | 014 | 6875 | 029 | -28,996.17                               | -----  | -----  | -----           | -----  | <sup>4</sup> -28,996.17         |
| Total, Department of the Interior  |                           |     |     |      |     | -4,770,728,159.01                        | -----  | -----  | 6,635,631.98    | -----  | -4,777,363,790.99               |
| <b>Department of Justice</b>   |                           |     |     |      |     |  |  |  |                 |  |                                 |

Footnotes at End of Chapter

## Deposit Funds

| Appropriation or Fund Account<br><br>Title   | Account Symbol            |     |     |      |     | Balances,<br>Beginning of<br>Fiscal Year | Appropriations and<br>Other Obligational<br>Authority <sup>1</sup> | Transfers<br>Borrowings and<br>Investment (Net) <sup>2</sup> | Outlays (Net)     | Balances Withdrawn<br>and Other<br>Transactions <sup>3</sup> | Balances, End of<br>Fiscal Year |
|--|---------------------------|-----|-----|------|-----|--|--|--|-------------------|--|---------------------------------|
|  | Period of<br>Availability | ATA | AID | MAIN | SUB |  |  |  |                   |  |                                 |
| War Claims Fund, Foreign Claims Settlement Commission (T),<br>Justice <sup>5</sup> | No Year                   |     | 015 | 6078 | 000 | 184,014.96                               | -----  | -----  | -----             | -----  | 184,014.96                      |
| Alien Property Fund, World War II (T) <sup>5</sup>                                 | No Year                   |     | 015 | 6084 | 000 | 351,748.18                               | -----  | -----  | -----             | -----  | 351,748.18                      |
| Funds of Federal Prisoners (T), Justice <sup>5</sup>                               | No Year                   |     | 015 | 6085 | 000 | 130,958,721.58                           | -----  | -----  | 32,751,752.82     | -----  | 98,206,968.76                   |
| Withheld State and Local Taxes, General Legal Activities                           | No Year                   |     | 015 | 6275 | 001 | 93,261,647.84                            | -----  | -----  | 92,460,825.09     | -----  | 800,822.75                      |
| Withheld State and Local Taxes, Federal Prison System                              | No Year                   |     | 015 | 6275 | 010 | 326.21                                   | -----  | -----  | -----             | -----  | 326.21                          |
| Withheld State and Local Taxes, Drug Enforcement Administration                    | No Year                   |     | 015 | 6275 | 011 | 3,496,550.76                             | -----  | -----  | 1,995,439.81      | -----  | 1,501,110.95                    |
| Withheld State and Local Taxes, United States Marshals Service                     | No Year                   |     | 015 | 6275 | 018 | 2,517.12                                 | -----  | -----  | 2,517.12          | -----  | -----                           |
| Subtotal   |                           |     | 015 | 6275 |     | 96,761,041.93                            |  |  | 94,458,782.02     |  | 2,302,259.91                    |
| Other Federal Payroll Withholding, Allotments, General Legal<br>Activities         | No Year                   |     | 015 | 6276 | 001 | -92,554,719.38                           | -----  | -----  | -94,011,597.84    | -----  | 1,456,878.46                    |
| Small Escrow Amounts, Drug Enforcement Administration                              | No Year                   |     | 015 | 6501 | 011 | 236.76                                   | -----  | -----  | -18.43            | -----  | 255.19                          |
| Small Escrow Amounts, United States Marshals Service                               | No Year                   |     | 015 | 6501 | 018 | 79,604.60                                | -----  | -----  | -----             | -----  | 79,604.60                       |
| Subtotal   |                           |     | 015 | 6501 |     | 79,841.36                                |  |  | -18.43            |  | 79,859.79                       |
| Seized Assets Fund, Justice  | No Year                   |     | 015 | 6874 | 000 | <sup>6</sup> 1,227,800,347.31            | -----  | -----  | -1,858,370,567.23 | -----  | 3,086,170,914.54                |
| Unrealized Discount on Investments   | No Year                   |     | 015 | 6874 | 911 | -24,497,108.87                           | -----  | -46,186,069.20   | -----             | -----  | -70,683,178.07                  |
| Investments in US Treasury Securities  | No Year                   |     | 015 | 6874 | 971 | 1,604,497,108.87                         | -----  | 46,186,069.20  | -----             | -----  | 1,650,683,178.07                |
| Subtotal   |                           |     | 015 | 6874 |     | 2,807,800,347.31                         |  |  | -1,858,370,567.23 |  | 4,666,170,914.54                |
| Fees and Other Collections, United States Marshals Service                         | No Year                   |     | 015 | 6876 | 018 | 13,575,909.01                            | -----  | -----  | 4,956,980.60      | -----  | 8,618,928.41                    |
| Total, Department of Justice   |                           |     |     |      |     | 2,957,156,904.95                         | -----  | -----  | -1,820,214,668.06 | -----  | 4,777,371,573.01                |
| <b>Department of Labor</b>   |                           |     |     |      |     |  |  |  |                   |  |                                 |
| Wages of Employees of Contractors, Wage and Hour Division, Labor                   | No Year                   |     | 016 | 6022 | 000 | 5,207,616.21                             | -----  | -----  | 506.00            | -----  | 5,207,110.21                    |
| Small Escrow Amounts, Employment and Training Administration,<br>Labor             | No Year                   |     | 016 | 6501 | 003 | 692,336.13                               | -----  | -----  | -----             | -----  | 692,336.13                      |
| Small Escrow Amounts, Office of the Assistant Secretary, Labor                     | No Year                   |     | 016 | 6501 | 014 | 4,739.29                                 | -----  | -----  | -----             | -----  | 4,739.29                        |
| Subtotal   |                           |     | 016 | 6501 |     | 697,075.42                               |  |  | -----             |  | 697,075.42                      |
| Wage and Hour and Public Contracts Restitution Fund, Labor                         | No Year                   |     | 016 | 6507 | 000 | 187,661,040.70                           | -----  | -----  | -24,142,371.63    | -----  | 211,803,412.33                  |

Footnotes at End of Chapter

# Deposit Funds

| Appropriation or Fund Account  | Account Symbol            |     |     |      |     | Balances,<br>Beginning of<br>Fiscal Year | Appropriations and<br>Other Obligational<br>Authority <sup>1</sup> | Transfers<br>Borrowings and<br>Investment (Net) <sup>2</sup> | Outlays (Net)  | Balances Withdrawn<br>and Other<br>Transactions <sup>3</sup> | Balances, End of<br>Fiscal Year |
|--|---------------------------|-----|-----|------|-----|--|--|--|----------------|--|---------------------------------|
| Title  | Period of<br>Availability | ATA | AID | MAIN | SUB |  |  |  |                |  |                                 |
| Back Wage Restitution Fund, Employment Standards Administration<br>Total, Department of Labor          | No Year                   |     | 016 | 6508 | 000 | 4,229,261.10                             | -----  | -----  | -2,703,434.39  | -----  | 6,932,695.49                    |
|  |                           |     |     |      |     | 197,794,993.43                           | -----  | -----  | -26,845,300.02 | -----  | 224,640,293.45                  |
| <b>Department of State</b>   |                           |     |     |      |     |  |  |  |                |  |                                 |
| Deposit of Severance Reserves, State   | No Year                   |     | 019 | 6036 | 000 | 2,003,161.11                             | -----  | -----  | -----          | -----  | 2,003,161.11                    |
| Deposit Fund, United Nations Compensation Commission Claims,<br>State                                  | No Year                   |     | 019 | 6037 | 000 | 1,284,205.85                             | -----  | -----  | -----          | -----  | 1,284,205.85                    |
| Resolution of Iraqi Claims, State  | No Year                   |     | 019 | 6038 | 000 | 50,000.00                                | -----  | -----  | -----          | -----  | 50,000.00                       |
| Employees' Payroll Allotment Account, United States Savings<br>Bonds, State                            | No Year                   |     | 019 | 6050 | 000 | 691,605.70                               | -----  | -----  | -----          | -----  | 691,605.70                      |
| Proceeds from Estates of American Citizens Who Die Abroad, State                                       | No Year                   |     | 019 | 6066 | 000 | 77,244.65                                | -----  | -----  | 10,629.25      | -----  | 66,615.40                       |
| Employee and Employer Contributions, Foreign Government Social<br>Security and Related Programs, State | No Year                   |     | 019 | 6130 | 000 | 44,683,660.12                            | -----  | -----  | -2,171,175.99  | -----  | 46,854,836.11                   |
| Payment of Unclaimed Moneys, State (T) <sup>5</sup>  | No Year                   |     | 019 | 6133 | 000 | 1,332,776.36                             | -----  | -----  | -253.90        | -----  | 1,333,030.26                    |
| Bosnia Federation Defense Fund -- Saudi Arabia, United Arab<br>Emirates, Kuwait, Et Al, State          | No Year                   |     | 019 | 6166 | 000 | 3,077,622.25                             | -----  | -----  | -----          | -----  | 3,077,622.25                    |
| Bosnia Federation - General Contract Account, State  | No Year                   |     | 019 | 6166 | 008 | -2,556,602.82                            | -----  | -----  | -----          | -----  | <sup>4</sup> -2,556,602.82      |
| Funds of Bosnia Federation for Training and Equipment, State   | No Year                   |     | 019 | 6166 | 009 | -477,912.64                              | -----  | -----  | -----          | -----  | <sup>4</sup> -477,912.64        |
|  |                           |     | 019 | 6166 |     | 43,106.79                                | -----  | -----  | -----          | -----  | 43,106.79                       |
| Republic of Sudan Claims Settlement Fund, State  | No Year                   |     | 019 | 6223 | 000 | -----                                    | -----  | 90,278,587.05  | 89,379,126.62  | -----  | 899,460.43                      |
| Unrealized Discount on Investments   | No Year                   |     | 019 | 6223 | 911 | -73,788.07                               | -----  | 73,788.07  | -----          | -----  | -----                           |
| Investments in US Treasury Securities  | No Year                   |     | 019 | 6223 | 971 | 90,352,375.12                            | -----  | -90,352,375.12   | -----          | -----  | -----                           |
|  |                           |     | 019 | 6223 |     | 90,278,587.05                            | -----  | -----  | 89,379,126.62  | -----  | 899,460.43                      |
| Settlement of Claims Against Libya, State  | No Year                   |     | 019 | 6224 | 000 | 4,603.95                                 | -----  | -----  | -----          | -----  | 4,603.95                        |
| Saudi Arabian Critical Infrastructure Protection Fund, State   | No Year                   |     | 019 | 6225 | 000 | 28,086,635.65                            | -----  | -----  | 19,297,225.93  | -----  | 8,789,409.72                    |
| France Holocaust Deportation Claims Settlement Fund, State   | No Year                   |     | 019 | 6226 | 000 | 1,319,603.45                             | -----  | -----  | 42,847.50      | -----  | 1,276,755.95                    |
| Belgium Pension Claims Settlement Fund, State  | No Year                   |     | 019 | 6227 | 000 | 179,539.07                               | -----  | -----  | -----          | -----  | 179,539.07                      |
| Other Federal Payroll Withholding, Allotments, State   | No Year                   |     | 019 | 6276 | 000 | 21,449,951.19                            | -----  | -----  | 18,211,535.60  | -----  | 3,238,415.59                    |

Footnotes at End of Chapter

## Deposit Funds

| Appropriation or Fund Account  | Account Symbol            |     |     |      |     | Balances,<br>Beginning of<br>Fiscal Year | Appropriations and<br>Other Obligational<br>Authority <sup>1</sup> | Transfers<br>Borrowings and<br>Investment (Net) <sup>2</sup> | Outlays (Net)  | Balances Withdrawn<br>and Other<br>Transactions <sup>3</sup> | Balances, End of<br>Fiscal Year |
|--|---------------------------|-----|-----|------|-----|--|--|--|----------------|--|---------------------------------|
| Title  | Period of<br>Availability | ATA | AID | MAIN | SUB |  |  |  |                |  |                                 |
| General Deposits, State  | No Year                   |     | 019 | 6755 | 000 | 26,777,162.79                            | -----  | -----  | -3,771,652.20  | -----  | 30,548,814.99                   |
| Unearned Passport and Application Fees, State (T) <sup>5</sup>                                   | No Year                   |     | 019 | 6807 | 000 | 5,559.32                                 | -----  | -----  | -----          | -----  | 5,559.32                        |
| Suspense Deposits Abroad, State  | No Year                   |     | 019 | 6809 | 000 | 43,675,948.56                            | -----  | -----  | 19,032,388.96  | -----  | 24,643,559.60                   |
| Accounts Payable, Check Issue Underdrafts, State   | No Year                   |     | 019 | 6999 | 000 | .90                                      | -----  | -----  | -----          | -----  | .90                             |
| Total, Department of State   |                           |     |     |      |     | 261,943,352.51                           | -----  | -----  | 140,030,671.77 | -----  | 121,912,680.74                  |
| <b>Department of Transportation</b>  |                           |     |     |      |     |  |  |  |                |  |                                 |
| Unrealized Discount on Investments   | No Year                   |     | 069 | 6012 | 911 | -6,461.20                                | -----  | -----  | -----          | -----  | -6,461.20                       |
| Investments in US Treasury Securities  | No Year                   |     | 069 | 6012 | 971 | 356,000.00                               | -----  | -----  | -----          | -----  | 356,000.00                      |
| Subtotal   |                           |     | 069 | 6012 |     | 349,538.80                               |  |  |                |  | 349,538.80                      |
| Maritime Guaranteed Loan Escrow Fund, Maritime Administration,<br>Transportation                 | No Year                   |     | 069 | 6040 | 000 | 1,354,265.93                             | -----  | 1,013,396.00   | 1,278,821.61   | -----  | 1,088,840.32                    |
| Unrealized Discount on Investments   | No Year                   |     | 069 | 6040 | 911 | -6,330.64                                | -----  | 3,923.39   | -----          | -----  | -2,407.25                       |
| Investments in US Treasury Securities  | No Year                   |     | 069 | 6040 | 971 | 1,103,939.64                             | -----  | -1,017,319.39  | -----          | -----  | 86,620.25                       |
| Subtotal   |                           |     | 069 | 6040 |     | 2,451,874.93                             |  |  | 1,278,821.61   |  | 1,173,053.32                    |
| Other Federal Payroll Withholding, Allotments, Office of the<br>Secretary                        | No Year                   |     | 069 | 6276 | 001 | -2,812,579.37                            | -----  | -----  | -585,804.68    | -----  | <sup>4</sup> -2,226,774.69      |
| Other Federal Payroll Withholding, Allotments, Federal Highway<br>Administration                 | No Year                   |     | 069 | 6276 | 005 | 265,620.55                               | -----  | -----  | -1,386,203.55  | -----  | 1,651,824.10                    |
| Other Federal Payroll Withholding, Allotments, National Highway<br>Traffic Safety Administration | No Year                   |     | 069 | 6276 | 006 | 37,146.56                                | -----  | -----  | 646.64         | -----  | 36,499.92                       |
| Other Federal Payroll Withholding, Allotments, Federal Railroad<br>Administration                | No Year                   |     | 069 | 6276 | 007 | 93,614.94                                | -----  | -----  | 12,391.44      | -----  | 81,223.50                       |
| Other Federal Payroll Withholding, Allotments, Transportation<br>Systems Center                  | No Year                   |     | 069 | 6276 | 009 | 441.55                                   | -----  | -----  | -195.24        | -----  | 636.79                          |
| Other Federal Payroll Withholding, Allotments, Federal Transit<br>Administration                 | No Year                   |     | 069 | 6276 | 011 | 1,722,168.30                             | -----  | -----  | 1,706,771.80   | -----  | 15,396.50                       |
| Other Federal Payroll Withholding, Allotments, Federal Aviation<br>Administration                | No Year                   |     | 069 | 6276 | 013 | -408,200.60                              | -----  | -----  | -4,176.26      | -----  | <sup>4</sup> -404,024.34        |
| Other Federal Payroll Withholding, Allotments, Pipeline and                                      | No Year                   |     | 069 | 6276 | 014 | 15,920.37                                | -----  | -----  | 15,120.70      | -----  | 799.67                          |

Footnotes at End of Chapter

# Deposit Funds

| Appropriation or Fund Account   | Account Symbol         |     |     |      |     | Balances, Beginning of Fiscal Year | Appropriations and Other Obligational Authority <sup>1</sup> | Transfers Borrowings and Investment (Net) <sup>2</sup> | Outlays (Net)  | Balances Withdrawn and Other Transactions <sup>3</sup> | Balances, End of Fiscal Year  |
|---|------------------------|-----|-----|------|-----|------------------------------------|--|--|----------------|--|-------------------------------|
| Title   | Period of Availability | ATA | AID | MAIN | SUB |                                    |  |  |                |  |                               |
| Hazardous Materials Safety Administration, Transportation   |                        |     |     |      |     |                                    |  |  |                |  |                               |
| Other Federal Payroll Withholding, Allotments Maritime Administration   | No Year                |     | 069 | 6276 | 017 | 243,041.05                         | -----  | -----  | 225,102.60     | -----  | 17,938.45                     |
| Other Federal Payroll Withholdings, Allotments, Federal Motor Carrier Safety Administration                     | No Year                |     | 069 | 6276 | 026 | 281,106.82                         | -----  | -----  | 22,283.12      | -----  | 258,823.70                    |
| Other Federal Payroll Withholding, Allotments, Transportation Security Administration                           | No Year                |     | 069 | 6276 | 030 | 37,080.57                          | -----  | -----  | -----          | -----  | 37,080.57                     |
| Subtotal  |                        |     | 069 | 6276 |     | -524,639.26                        |  |  | 5,936.57       |  | -530,575.83                   |
| Advances Without Orders from Non-Federal Sources, Federal Aviation Administration, Transportation               | No Year                |     | 069 | 6500 | 013 | 1,209,902.90                       | -----  | -----  | 1,124,768.47   | -----  | 85,134.43                     |
| Unearned Copying Fees, Federal Aviation Administration (T), Transportation <sup>5</sup>                         | No Year                |     | 069 | 6551 | 000 | 901,111.78                         | -----  | -----  | -----          | -----  | 901,111.78                    |
| Proceeds from Sale of Surplus Property, Federal Aviation Administration, Transportation                         | No Year                |     | 069 | 6887 | 000 | 52,548.64                          | -----  | -----  | -----          | -----  | 52,548.64                     |
| Total, Department of Transportation   |                        |     |     |      |     | 4,440,337.79                       | -----  | -----  | 2,409,526.65   | -----  | 2,030,811.14                  |
| <b>Department of the Treasury</b>   |                        |     |     |      |     |                                    |  |  |                |  |                               |
| Proceeds and Payment of Certain Unpaid Checks, Treasury   | No Year                |     | 020 | 6045 | 000 | 18,214,343.22                      | -----  | -----  | -41,933.16     | -----  | 18,256,276.38                 |
| Proceeds of Withheld Foreign Checks, Treasury   | No Year                |     | 020 | 6048 | 000 | 1,459.85                           | -----  | -----  | -----          | -----  | 1,459.85                      |
| Debt Management Operations, Treasury  | No Year                |     | 020 | 6092 | 000 | 6,349,826.04                       | -----  | -----  | 4,152,259.65   | -----  | 2,197,566.39                  |
| Payment of Unclaimed Moneys, Treasury   | No Year                |     | 020 | 6133 | 000 | 973,332,060.42                     | -----  | -----  | -55,268,944.46 | -----  | 1,028,601,004.88              |
| Proceeds and Payments of Enrollee's Share of the Health Coverage Tax Credit, Internal Revenue Service, Treasury | No Year                |     | 020 | 6163 | 000 | 2,685.20                           | -----  | -----  | 1,552.26       | -----  | 1,132.94                      |
| Applied Deposits for Program Support Fiscal Service, Treasury   | No Year                |     | 020 | 6172 | 000 | -----                              | -----  | -----  | -11,035,732.07 | -----  | <sup>7</sup> 11,035,732.07    |
| Collections, Regional Support Activities, Deposit Fund, Treasury  | No Year                |     | 020 | 6173 | 000 | 63,601,177.73                      | -----  | -----  | 18,187,840.77  | -----  | 45,413,336.96                 |
| Proceeds and Collections, Regional Deposit Fund Account, Treasury   | No Year                |     | 020 | 6177 | 000 | 4,581,137.45                       | -----  | -----  | -327,710.02    | -----  | <sup>7</sup> 4,908,847.47     |
| Fiscal Service Support, General Deposits, Treasury  | No Year                |     | 020 | 6179 | 000 | 1,783,018,768.79                   | -----  | -----  | -4,356,502.47  | -----  | <sup>7</sup> 1,787,375,271.26 |
| Treasury Control System Reversals   | No Year                |     | 020 | 6182 | 000 | 1,125,607.22                       | -----  | -----  | 447,087.91     | -----  | 678,519.31                    |
| Financial Services, Unknown Deposits and Refunds, Treasury  | No Year                |     | 020 | 6186 | 000 | 9,037,600.40                       | -----  | -----  | -1,093,445.91  | -----  | <sup>7</sup> 10,131,046.31    |

Footnotes at End of Chapter

## Deposit Funds

| Appropriation or Fund Account<br><br>Title   | Account Symbol            |     |     |      |     | Balances,<br>Beginning of<br>Fiscal Year | Appropriations and<br>Other Obligational<br>Authority <sup>1</sup> | Transfers<br>Borrowings and<br>Investment (Net) <sup>2</sup> | Outlays (Net)   | Balances Withdrawn<br>and Other<br>Transactions <sup>3</sup> | Balances, End of<br>Fiscal Year |
|--|---------------------------|-----|-----|------|-----|--|--|--|-----------------|--|---------------------------------|
|  | Period of<br>Availability | ATA | AID | MAIN | SUB |  |  |  |                 |  |                                 |
| General Deposits, Administrative Management Division, Bureau of the Fiscal Service, Treasury | No Year                   |     | 020 | 6187 | 000 | 3,743,541,146.09                         | -----  | -----  | -686,694,813.74 | -----  | 74,430,235,959.83               |
| Kennedy Center Revenue Bond Sinking Fund, Treasury   | No Year                   |     | 020 | 6311 | 000 | -----                                    | -----  | -532,679.44  | -532,679.44     | -----  | -----                           |
| Unrealized Discount on Investments   | No Year                   |     | 020 | 6311 | 911 | -1,980.41                                | -----  | -14,042.62   | -----           | -----  | -16,023.03                      |
| Investments in US Treasury Securities  | No Year                   |     | 020 | 6311 | 971 | 19,466,647.12                            | -----  | 546,722.06   | -----           | -----  | 20,013,369.18                   |
| Subtotal   |                           |     | 020 | 6311 |     | 19,464,666.71                            |  |  | -532,679.44     |  | 19,997,346.15                   |
| Belize Escrow, Debt Reduction, Treasury  | No Year                   |     | 020 | 6317 | 001 | -----                                    | -----  | -28,224.47   | -28,224.47      | -----  | -----                           |
| Unrealized Discount on Investments   | No Year                   |     | 020 | 6317 | 911 | -6,883.50                                | -----  | -18,177.25   | -----           | -----  | -25,060.75                      |
| Investments in US Treasury Securities  | No Year                   |     | 020 | 6317 | 971 | 929,399.91                               | -----  | 46,401.72  | -----           | -----  | 975,801.63                      |
| Subtotal   |                           |     | 020 | 6317 |     | 922,516.41                               |  |  | -28,224.47      |  | 950,740.88                      |
| General Refunds and Collections Applied, Treasury  | No Year                   |     | 020 | 6321 | 000 | 36,649,291.22                            | -----  | -----  | -6,914,401.34   | -----  | 743,563,692.56                  |
| Payment Services Division, Bureau of the Fiscal Service, Treasury                            | No Year                   |     | 020 | 6352 | 000 | 1,304,734,959.35                         | -----  | -----  | 565,059,261.83  | -----  | 7739,675,697.52                 |
| Miscellaneous Collections, Management Activities, Deposit Fund, Treasury                     | No Year                   |     | 020 | 6388 | 000 | 472,424,338.09                           | -----  | -----  | -175,686,380.75 | -----  | 7648,110,718.84                 |
| Advances Without Orders from Non-Federal Sources, Internal Revenue Service                   | No Year                   |     | 020 | 6500 | 009 | 1,080,208.32                             | -----  | -----  | -22,653.06      | -----  | 1,102,861.38                    |
| Advances Without Orders from Non-Federal Sources, Bureau of the Mint, Treasury               | No Year                   |     | 020 | 6500 | 016 | 30,453.67                                | -----  | -----  | -----           | -----  | 30,453.67                       |
| Subtotal   |                           |     | 020 | 6500 |     | 1,110,661.99                             |  |  | -22,653.06      |  | 1,133,315.05                    |
| Escrow Amounts, Bureau of the Fiscal Service, Treasury                                       | No Year                   |     | 020 | 6501 | 018 | 3,703,517.73                             | -----  | -----  | 3,841,522.12    | -----  | 4 -138,004.39                   |
| Mutilated Currency Claims Fund, Bureau of Engraving and Printing, Treasury                   | No Year                   |     | 020 | 6513 | 013 | 9,042,711.50                             | -----  | -----  | -15,166,059.00  | -----  | 24,208,770.50                   |
| General Deposits, Bureau of the Fiscal Service, Treasury                                     | No Year                   |     | 020 | 6549 | 000 | 221,540,560.75                           | -----  | -----  | -269,327,417.70 | -----  | 7490,867,978.45                 |
| Funds Held Outside the Treasury  | No Year                   |     | 020 | 6549 | 921 | -3,392,152.62                            | -----  | -----  | -----           | -----  | -3,392,152.62                   |
| Subtotal   |                           |     | 020 | 6549 |     | 218,148,408.13                           |  |  | -269,327,417.70 |  | 487,475,825.83                  |
| Proceeds for Unfunding Certain Foreign Exchange Accounts,                                    | No Year                   |     | 020 | 6701 | 000 | 4,896,844.00                             | -----  | -----  | 68,346.00       | -----  | 4,828,498.00                    |

Footnotes at End of Chapter

# Deposit Funds

| Appropriation or Fund Account   | Account Symbol            |     |     |      |     | Balances,<br>Beginning of<br>Fiscal Year | Appropriations and<br>Other Obligational<br>Authority <sup>1</sup> | Transfers<br>Borrowings and<br>Investment (Net) <sup>2</sup> | Outlays (Net)   | Balances Withdrawn<br>and Other<br>Transactions <sup>3</sup> | Balances, End of<br>Fiscal Year |
|---|---------------------------|-----|-----|------|-----|--|--|--|-----------------|--|---------------------------------|
| Title   | Period of<br>Availability | ATA | AID | MAIN | SUB |  |  |  |                 |  |                                 |
| Treasury  |                           |     |     |      |     |  |  |  |                 |  |                                 |
| Small Difference Account for Deposit and Check Adjustments,<br>Bureau of the Fiscal Service, Treasury | No Year                   |     | 020 | 6720 | 000 | 686,800.11                               | -----  | -----  | 59.21           | -----  | 686,740.90                      |
| Offsetting Collections and Applied Refunds, Treasury  | No Year                   |     | 020 | 6722 | 000 | 3,400,022.79                             | -----  | -----  | -946,953.97     | -----  | 74,346,976.76                   |
| Internal Revenue Collections for Northern Mariana Islands,<br>Treasury                                | No Year                   |     | 020 | 6737 | 000 | 436,022.00                               | -----  | -----  | -121,310.17     | -----  | 557,332.17                      |
| Coverover Withholdings - U.S. Virgin Islands, Treasury  | No Year                   |     | 020 | 6738 | 000 | 39,414,766.87                            | -----  | -----  | -5,242,165.92   | -----  | 44,656,932.79                   |
| Coverover Withholdings - American Samoa, Treasury   | No Year                   |     | 020 | 6741 | 000 | 1,807,595.00                             | -----  | -----  | -----           | -----  | 1,807,595.00                    |
| Public Debt - Accounts Payable, Accounts Receivable and Misc.<br>Transactions, Treasury               | No Year                   |     | 020 | 6822 | 051 | 16,529,459.30                            | -----  | -----  | -33,070.27      | -----  | 16,562,529.57                   |
| Proceeds and Refunds Financial Services Division, Treasury  | No Year                   |     | 020 | 6828 | 000 | 261,779,398.92                           | -----  | -----  | 192,393,894.04  | -----  | 769,385,504.88                  |
| Unapplied Collections, Internal Revenue Service, Treasury   | No Year                   |     | 020 | 6879 | 009 | 34,974,352.26                            | -----  | -----  | 3,743,026.30    | -----  | 31,231,325.96                   |
| Unapplied Collections, Bureau of Alcohol, Tobacco, and Firearms,<br>Treasury                          | No Year                   |     | 020 | 6879 | 010 | 29,350,387.01                            | -----  | -----  | 550,696.60      | -----  | 28,799,690.41                   |
| Subtotal  |                           |     | 020 | 6879 |     | 64,324,739.27                            |  |  | 4,293,722.90    |  | 60,031,016.37                   |
| Accounts Payable, Check Issue Underdrafts, Treasury   | No Year                   |     | 020 | 6999 | 000 | 54,970.64                                | -----  | -----  | -----           | -----  | 54,970.64                       |
| Total, Department of the Treasury   |                           |     |     |      |     | 9,062,337,502.44                         | -----  | -----  | -444,394,851.23 | -----  | 9,506,732,353.67                |
| <b>Department of Veterans Affairs</b>   |                           |     |     |      |     |  |  |  |                 |  |                                 |
| Personal Funds of Patients, Veterans Affairs  | No Year                   |     | 036 | 6020 | 000 | 15,850,548.68                            | -----  | -----  | 397,550.08      | -----  | 15,452,998.60                   |
| Withheld State and Local Taxes, Veterans Administration   | No Year                   |     | 036 | 6275 | 000 | 166,501,858.71                           | -----  | -----  | -27,665,657.77  | -----  | 194,167,516.48                  |
| Other Federal Payroll Withholding, Allotments, Veterans Affairs                                       | No Year                   |     | 036 | 6276 | 000 | 185,573,686.66                           | -----  | -----  | -31,399,625.04  | -----  | 216,973,311.70                  |
| All Other Payroll Withholdings, Veterans Affairs  | No Year                   |     | 036 | 6278 | 000 | 48,487,565.17                            | -----  | -----  | -543,054.88     | -----  | 49,030,620.05                   |
| Deductions from Veterans Benefits Payments, Veterans Affairs  | No Year                   |     | 036 | 6279 | 000 | 101,658,082.15                           | -----  | -----  | -1,625,167.18   | -----  | 103,283,249.33                  |
| Small Escrow Amounts, Veterans Affairs  | No Year                   |     | 036 | 6501 | 000 | 1,544,792.19                             | -----  | -----  | 1,221,709.70    | -----  | 323,082.49                      |
| Escrow Amounts, Departmental Administration, Veterans Affairs   | No Year                   |     | 036 | 6505 | 000 | -----                                    | -----  | -----  | -1,650,864.05   | -----  | 1,650,864.05                    |

Footnotes at End of Chapter



## Deposit Funds

| Appropriation or Fund Account<br><br>Title   | Account Symbol            |     |     |      |     | Balances,<br>Beginning of<br>Fiscal Year | Appropriations and<br>Other Obligational<br>Authority <sup>1</sup> | Transfers<br>Borrowings and<br>Investment (Net) <sup>2</sup> | Outlays (Net)  | Balances Withdrawn<br>and Other<br>Transactions <sup>3</sup> | Balances, End of<br>Fiscal Year |
|--|---------------------------|-----|-----|------|-----|--|--|--|----------------|--|---------------------------------|
|  | Period of<br>Availability | ATA | AID | MAIN | SUB |  |  |  |                |  |                                 |
| Total, Department of Veterans Affairs  |                           |     |     |      |     | 519,616,533.56                           | -----  | -----  | -61,265,109.14 | -----  | 580,881,642.70                  |
| <b>Corps of Engineers</b>  |                           |     |     |      |     |  |  |  |                |  |                                 |
| Advances from District of Columbia, Corps of Engineers, Civil                                      | No Year                   |     | 096 | 6094 | 000 | e-----                                   | -----  | -----  | -----          | -----  | -----                           |
| Advances Without Orders from Non-Federal Sources, Corps of Engineers                               | No Year                   |     | 096 | 6500 | 000 | 22,174,324.22                            | -----  | -----  | 2,370,793.25   | -----  | 19,803,530.97                   |
| Small Escrow Amounts, Corps of Engineers   | No Year                   |     | 096 | 6501 | 000 | 7,332,001.04                             | -----  | -----  | -158,991.69    | -----  | 7,490,992.73                    |
| Total, Corps of Engineers  |                           |     |     |      |     | 29,506,325.26                            | -----  | -----  | 2,211,801.56   | -----  | 27,294,523.70                   |
| <b>Environmental Protection Agency</b>   |                           |     |     |      |     |  |  |  |                |  |                                 |
| Employees' Payroll Allotment Account, United States Savings Bonds, Environmental Protection Agency | No Year                   |     | 068 | 6050 | 000 | 271,040.90                               | -----  | -----  | -----          | -----  | 271,040.90                      |
| Fees for Ocean Dumping, Environmental Protection Agency  | No Year                   |     | 068 | 6264 | 000 | 256,179.22                               | -----  | -----  | -----          | -----  | 256,179.22                      |
| Nonconformance Penalties, Environmental Protection Agency  | No Year                   |     | 068 | 6265 | 000 | 87,946.10                                | -----  | -----  | -----          | -----  | 87,946.10                       |
| Clean Air Allowance Auction and Sale, Environmental Protection Agency                              | No Year                   |     | 068 | 6266 | 000 | 5,965.15                                 | -----  | -----  | -520.10        | -----  | 6,485.25                        |
| Withheld State and Local Taxes, Environmental Protection Agency                                    | No Year                   |     | 068 | 6275 | 000 | 3,200,791.49                             | -----  | -----  | -----          | -----  | 3,200,791.49                    |
| Advances Without Orders from Non-Federal Sources, Environmental Protection Agency                  | No Year                   |     | 068 | 6500 | 000 | 11,696.56                                | -----  | -----  | -----          | -----  | 11,696.56                       |
| Total, Environmental Protection Agency   |                           |     |     |      |     | 3,833,619.42                             | -----  | -----  | -520.10        | -----  | 3,834,139.52                    |
| <b>Executive Office of the President</b>   |                           |     |     |      |     |  |  |  |                |  |                                 |
| Withheld State and Local Taxes, White House Office   | No Year                   |     | 011 | 6275 | 001 | 1,695,322.45                             | -----  | -----  | -292,104.91    | -----  | 1,987,427.36                    |
| Total, Executive Office of the President   |                           |     |     |      |     | 1,695,322.45                             | -----  | -----  | -292,104.91    | -----  | 1,987,427.36                    |
| <b>General Services Administration</b>   |                           |     |     |      |     |  |  |  |                |  |                                 |
| Withheld State and Local Taxes, General Services Administration                                    | No Year                   |     | 047 | 6275 | 000 | 25,781,672.08                            | -----  | -----  | -2,768,958.65  | -----  | 28,550,630.73                   |
| Advances Without Orders from Non-Federal Sources, General  | No Year                   |     | 047 | 6500 | 000 | 428,853.39                               | -----  | -----  | -149,884.95    | -----  | 578,738.34                      |

Footnotes at End of Chapter

# Deposit Funds

| Appropriation or Fund Account<br><br>Title   | Account Symbol            |     |     |      |     | Balances,<br>Beginning of<br>Fiscal Year | Appropriations and<br>Other Obligational<br>Authority <sup>1</sup> | Transfers<br>Borrowings and<br>Investment (Net) <sup>2</sup> | Outlays (Net) | Balances Withdrawn<br>and Other<br>Transactions <sup>3</sup> | Balances, End of<br>Fiscal Year |
|--|---------------------------|-----|-----|------|-----|--|--|--|---------------|--|---------------------------------|
|  | Period of<br>Availability | ATA | AID | MAIN | SUB |  |  |  |               |  |                                 |
| Services Administration  |                           |     |     |      |     |  |  |  |               |  |                                 |
| Small Escrow Amounts, General Services Administration                                  | No Year                   |     | 047 | 6501 | 000 | 10,828,234.11                            | -----  | -----  | 9,539,759.83  | -----  | 1,288,474.28                    |
| Proceeds from Sale of Surplus Property, General Services Administration                | No Year                   |     | 047 | 6887 | 000 | 53,286,255.45                            | -----  | -----  | 31,164,265.83 | -----  | 22,121,989.62                   |
| Total, General Services Administration   |                           |     |     |      |     | 90,325,015.03                            | -----  | -----  | 37,785,182.06 | -----  | 52,539,832.97                   |
| <b>International Assistance Programs</b>   |                           |     |     |      |     |  |  |  |               |  |                                 |
| <b>International Security Assistance</b>   |                           |     |     |      |     |  |  |  |               |  |                                 |
| Security Assistance and International Programs, Deposit Account                        | No Year                   |     | 011 | 6147 | 000 | 17,839,284.60                            | -----  | -----  | -1,858,591.48 | -----  | 19,697,876.08                   |
| <b>Agency for International Development</b>  |                           |     |     |      |     |  |  |  |               |  |                                 |
| Advances Without Orders from Non-Federal Sources, Agency for International Development | No Year                   |     | 072 | 6500 | 000 | 132,879.41                               | -----  | -----  | -----         | -----  | 132,879.41                      |
| Suspense, Deposits Abroad, Agency for International Development                        | No Year                   |     | 072 | 6809 | 000 | -20,635,919.94                           | -----  | -----  | 7,320,478.25  | -----  | <sup>4</sup> -27,956,398.19     |
| Suspense, Agency for International Development   | No Year                   |     | 072 | 6875 | 000 | 2,528,402.47                             | -----  | -----  | -----         | -----  | 2,528,402.47                    |
| Total, Agency for International Development  |                           |     |     |      |     | -17,974,638.06                           | -----  | -----  | 7,320,478.25  | -----  | -25,295,116.31                  |
| <b>Peace Corps</b>   |                           |     |     |      |     |  |  |  |               |  |                                 |
| Readjustment Allowances, Peace Corps   | No Year                   |     | 011 | 6016 | 000 | 637,424.44                               | -----  | -----  | -4,954,565.25 | -----  | 5,591,989.69                    |
| Total, International Assistance Programs   |                           |     |     |      |     | 502,070.98                               | -----  | -----  | 507,321.52    | -----  | -5,250.54                       |
| <b>National Aeronautics and Space Administration</b>                                   |                           |     |     |      |     |  |  |  |               |  |                                 |
| Advances Without Orders from Non-Federal Sources, National Aeronautics Space           | No Year                   |     | 080 | 6500 | 000 | 30,187,447.28                            | -----  | -----  | 712,372.94    | -----  | 29,475,074.34                   |
| Total, National Aeronautics and Space Administration                                   |                           |     |     |      |     | 30,187,447.28                            | -----  | -----  | 712,372.94    | -----  | 29,475,074.34                   |
| <b>National Science Foundation</b>   |                           |     |     |      |     |  |  |  |               |  |                                 |
| Foreign Contributions to Specified Projects, National Science Foundation               | No Year                   |     | 049 | 6114 | 000 | 79,417,037.82                            | -----  | -----  | 8,672,599.25  | -----  | 70,744,438.57                   |
| Total, National Science Foundation   |                           |     |     |      |     | 79,417,037.82                            | -----  | -----  | 8,672,599.25  | -----  | 70,744,438.57                   |
| <b>Social Security Administration</b>  |                           |     |     |      |     |  |  |  |               |  |                                 |

Footnotes at End of Chapter

## Deposit Funds

| Appropriation or Fund Account  | Account Symbol            |     |     |      |     | Balances,<br>Beginning of<br>Fiscal Year | Appropriations and<br>Other Obligational<br>Authority <sup>1</sup> | Transfers<br>Borrowings and<br>Investment (Net) <sup>2</sup> | Outlays (Net)   | Balances Withdrawn<br>and Other<br>Transactions <sup>3</sup> | Balances, End of<br>Fiscal Year |
|--|---------------------------|-----|-----|------|-----|--|--|--|-----------------|--|---------------------------------|
| Title  | Period of<br>Availability | ATA | AID | MAIN | SUB |  |  |  |                 |  |                                 |
| Proceeds of Supplemental Security Income Checks Unnegotiated for<br>180 Days/Six Months, Pending Distribution        | No Year                   |     | 028 | 6239 | 000 | 16,848,711.85                            | -----  | -----  | -20,277.18      | -----  | 16,868,989.03                   |
| State Supplemental Security Income Payments, Social Security<br>Administration                                       | No Year                   |     | 028 | 6504 | 000 | 2,719,463.85                             | -----  | -----  | 1,456,483.38    | -----  | 1,262,980.47                    |
| Payments for Information Furnished by the Department of Health<br>and Human Services, Social Security Administration | No Year                   |     | 028 | 6724 | 000 | 1,255,156.36                             | -----  | -----  | -----           | -----  | 1,255,156.36                    |
| Total, Social Security Administration  |                           |     |     |      |     | 20,823,332.06                            | -----  | -----  | 1,436,206.20    | -----  | 19,387,125.86                   |
| <b>Independent Agencies</b>  |                           |     |     |      |     |  |  |  |                 |  |                                 |
| <b>United States Agency for Global Media</b>   |                           |     |     |      |     |  |  |  |                 |  |                                 |
| Withheld State and Local Taxes, United States Agency for Global<br>Media   | No Year                   |     | 514 | 6275 | 068 | 720,890.86                               | -----  | -----  | -85,668.82      | -----  | 806,559.68                      |
| Other Federal Payroll Withholding, Allotments, United States<br>Agency for Global Media                              | No Year                   |     | 514 | 6276 | 068 | 3,363,282.71                             | -----  | -----  | -36,542.34      | -----  | 3,399,825.05                    |
| Total, United States Agency for Global Media   |                           |     |     |      |     | 4,084,173.57                             | -----  | -----  | -122,211.16     | -----  | 4,206,384.73                    |
| <b>Bureau of Consumer Financial Protection</b>   |                           |     |     |      |     |  |  |  |                 |  |                                 |
| Legal or Equitable Relief, Bureau of Consumer Financial<br>Protection  | No Year                   |     | 581 | 6027 | 000 | 42,064,601.09                            | -----  | -----  | 20,588,125.74   | -----  | 21,476,475.35                   |
| <b>Central Intelligence Agency</b>   |                           |     |     |      |     |  |  |  |                 |  |                                 |
| Interagency Transfers and Payments, Central Intelligence Agency  | No Year                   |     | 056 | 6142 | 000 | 185,846,042.59                           | -----  | -----  | -102,101,468.02 | -----  | <sup>7</sup> 287,947,510.61     |
| Gifts, Central Intelligence Agency   | No Year                   |     | 056 | 6146 | 000 | 28,653.48                                | -----  | -----  | -390.00         | -----  | <sup>7</sup> 29,043.48          |
| Total, Central Intelligence Agency   |                           |     |     |      |     | 185,874,696.07                           | -----  | -----  | -102,101,858.02 | -----  | 287,976,554.09                  |
| <b>Commodity Futures Trading Commission</b>  |                           |     |     |      |     |  |  |  |                 |  |                                 |
| Fees and Other Charges, Commodity Futures Trading Commission   | No Year                   |     | 339 | 6729 | 000 | 73,352.62                                | -----  | -----  | -131,790.18     | -----  | 205,142.80                      |
| <b>Corporation for National and Community Service</b>  |                           |     |     |      |     |  |  |  |                 |  |                                 |
| Stipends, Corporation for National and Community Service   | No Year                   |     | 485 | 6201 | 000 | 1,726,120.35                             | -----  | -----  | -194,287.06     | -----  | 1,920,407.41                    |

Footnotes at End of Chapter

# Deposit Funds

| Appropriation or Fund Account  | Account Symbol            |     |     |      |     | Balances,<br>Beginning of<br>Fiscal Year | Appropriations and<br>Other Obligational<br>Authority <sup>1</sup> | Transfers<br>Borrowings and<br>Investment (Net) <sup>2</sup> | Outlays (Net)  | Balances Withdrawn<br>and Other<br>Transactions <sup>3</sup> | Balances, End of<br>Fiscal Year |
|--|---------------------------|-----|-----|------|-----|--|--|--|----------------|--|---------------------------------|
| Title  | Period of<br>Availability | ATA | AID | MAIN | SUB |  |  |  |                |  |                                 |
| Other Federal Payroll Withholding Allotments, Corporation for National and Community Service | No Year                   |     | 485 | 6276 | 055 | 301,903.89                               | -----  | -----  | -43.81         | -----  | 301,947.70                      |
| Total, Corporation for National and Community Service  |                           |     |     |      |     | 2,028,024.24                             | -----  | -----  | -194,330.87    | -----  | 2,222,355.11                    |
| <b>Denali Commission</b>   |                           |     |     |      |     |  |  |  |                |  |                                 |
| Small Escrow Amounts, Denali Commission  | No Year                   |     | 513 | 6501 | 067 | 224,884.91                               | -----  | -----  | -----          | -----  | 224,884.91                      |
| <b>District of Columbia</b>  |                           |     |     |      |     |  |  |  |                |  |                                 |
| Revenues and Outlays, Treasurer, District of Columbia  | No Year                   |     | 254 | 6595 | 001 | -239.35                                  | -----  | -----  | -----          | -----  | <sup>4</sup> -239.35            |
| Revenues and Outlays, Unemployment Compensation Board, District of Columbia                  | No Year                   |     | 254 | 6595 | 002 | 4,763,809.63                             | -----  | -----  | -----          | -----  | 4,763,809.63                    |
|  | Subtotal                  |     | 254 | 6595 |     | 4,763,570.28                             |  |  |                |  | 4,763,570.28                    |
| Total, District of Columbia  |                           |     |     |      |     | 4,763,570.28                             | -----  | -----  | -----          | -----  | 4,763,570.28                    |
| <b>Equal Employment Opportunity Commission</b>   |                           |     |     |      |     |  |  |  |                |  |                                 |
| Advances Without Orders from Non-Federal Sources, Equal Employment Opportunity Commission    | No Year                   |     | 045 | 6500 | 000 | 1,930.50                                 | -----  | -----  | -----          | -----  | 1,930.50                        |
| Small Escrow Amounts, Equal Employment Opportunity   | No Year                   |     | 045 | 6501 | 000 | 66,019.36                                | -----  | -----  | 21,176.17      | -----  | 44,843.19                       |
| Total, Equal Employment Opportunity Commission   |                           |     |     |      |     | 67,949.86                                | -----  | -----  | 21,176.17      | -----  | 46,773.69                       |
| <b>Federal Communications Commission</b>   |                           |     |     |      |     |  |  |  |                |  |                                 |
| International Telecommunication Settlements  | No Year                   |     | 027 | 6089 | 000 | 1,000.48                                 | -----  | -----  | 1,000.48       | -----  | -----                           |
| Fees, Suspense, Federal Communications Commission  | No Year                   |     | 027 | 6725 | 000 | 3,567,868,113.80                         | -----  | -----  | 146,574,993.61 | -----  | 3,421,293,120.19                |
| Total, Federal Communications Commission   |                           |     |     |      |     | 3,567,869,114.28                         | -----  | -----  | 146,575,994.09 | -----  | 3,421,293,120.19                |
| <b>Federal Election Commission</b>   |                           |     |     |      |     |  |  |  |                |  |                                 |
| Employees' Payroll Allotment Account, United States Savings                                  | No Year                   |     | 360 | 6050 | 016 | -132.45                                  | -----  | -----  | -----          | -----  | <sup>4</sup> -132.45            |

Footnotes at End of Chapter

## Deposit Funds

| Appropriation or Fund Account  | Account Symbol            |     |     |      |     | Balances,<br>Beginning of<br>Fiscal Year | Appropriations and<br>Other Obligational<br>Authority <sup>1</sup> | Transfers<br>Borrowings and<br>Investment (Net) <sup>2</sup> | Outlays (Net)     | Balances Withdrawn<br>and Other<br>Transactions <sup>3</sup> | Balances, End of<br>Fiscal Year  |
|--|---------------------------|-----|-----|------|-----|--|--|--|-------------------|--|----------------------------------|
| Title  | Period of<br>Availability | ATA | AID | MAIN | SUB |  |  |  |                   |  |                                  |
| <p style="margin-left: 20px;">Bonds, Federal Election Commission</p> <p style="margin-left: 40px;"><b>Federal Retirement Thrift Investment Board</b></p> |                           |     |     |      |     |  |  |  |                   |  |                                  |
| Thrift Savings Fund, Federal Retirement Thrift Investment Board  | No Year                   |     | 026 | 6153 | 000 | -1,186,892,708.26                        | -----  | 21,986,037,017.34  | 22,183,262,277.56 | -----  | <sup>7,4</sup> -1,384,117,968.48 |
| Investments in US Treasury Securities  | No Year                   |     | 026 | 6153 | 971 | 315,369,005,554.07                       | -----  | -21,986,037,017.34   | -----             | -----  | 293,382,968,536.73               |
|  | Subtotal                  |     | 026 | 6153 |     | 314,182,112,845.81                       |  |  | 22,183,262,277.56 |  | 291,998,850,568.25               |
| Total, Federal Retirement Thrift Investment Board  |                           |     |     |      |     | 314,182,112,845.81                       | -----  | -----  | 22,183,262,277.56 | -----  | 291,998,850,568.25               |
| <p style="margin-left: 40px;"><b>Federal Trade Commission</b></p>  |                           |     |     |      |     |  |  |  |                   |  |                                  |
| FTC Consumer Redress Escrow, Federal Trade Commission  | No Year                   |     | 029 | 6013 | 000 | 204,703,723.25                           | -----  | -----  | -444,314,227.21   | -----  | 649,017,950.46                   |
| <p style="margin-left: 40px;"><b>Intelligence Community Management Account</b></p>   |                           |     |     |      |     |  |  |  |                   |  |                                  |
| Foreign Broadcast Information Service  | No Year                   |     | 467 | 6167 | 000 | 350,628,372.54                           | -----  | -60,308,937.23   | -152,803,185.07   | -----  | <sup>7</sup> 443,122,620.38      |
| Unrealized Discount on Investments   | No Year                   |     | 467 | 6167 | 911 | -6,962,754.54                            | -----  | -9,016,988.80  | -----             | -----  | -15,979,743.34                   |
| Investments in US Treasury Securities  | No Year                   |     | 467 | 6167 | 971 | 1,142,675,307.64                         | -----  | 69,325,926.03  | -----             | -----  | 1,212,001,233.67                 |
|  | Subtotal                  |     | 467 | 6167 |     | 1,486,340,925.64                         |  |  | -152,803,185.07   |  | 1,639,144,110.71                 |
| Intra-Governmental Transaction Center, Intelligence Community Management Account   | No Year                   |     | 467 | 6169 | 000 | 83,824,342.81                            | -----  | -----  | 30,200,177.08     | -----  | <sup>7</sup> 53,624,165.73       |
| Intelligence Community Deposit Fund, Intelligence Community Management Account   | No Year                   |     | 467 | 6170 | 000 | 833,727,348.91                           | -----  | -----  | -69,052,673.40    | -----  | <sup>7</sup> 902,780,022.31      |
| Total, Intelligence Community Management Account   |                           |     |     |      |     | 2,403,892,617.36                         | -----  | -----  | -191,655,681.39   | -----  | 2,595,548,298.75                 |
| <p style="margin-left: 40px;"><b>International Trade Commission</b></p>  |                           |     |     |      |     |  |  |  |                   |  |                                  |
| Temporary Relief Bonds Receipts, International Trade Commission  | No Year                   |     | 034 | 6340 | 000 | 961,317.08                               | -----  | -----  | -5,071,946.33     | -----  | 6,033,263.41                     |
| <p style="margin-left: 40px;"><b>National Labor Relations Board</b></p>  |                           |     |     |      |     |  |  |  |                   |  |                                  |
| Escrow Account, Backpay Cases, National Labor Relations Board  | No Year                   |     | 420 | 6154 | 000 | 10,781,511.71                            | -----  | -----  | 161,163.73        | -----  | 10,620,347.98                    |
| <p style="margin-left: 40px;"><b>Postal Service</b></p>  |                           |     |     |      |     |  |  |  |                   |  |                                  |
| Postal Service Fund  | No Year                   |     | 018 | 4020 | 002 | -26,090,805.11                           | -----  | -----  | -----             | -----  | <sup>8</sup> -26,090,805.11      |

Footnotes at End of Chapter

# Deposit Funds

| Appropriation or Fund Account   | Account Symbol         |     |     |      |     | Balances, Beginning of Fiscal Year | Appropriations and Other Obligational Authority <sup>1</sup> | Transfers Borrowings and Investment (Net) <sup>2</sup> | Outlays (Net)   | Balances Withdrawn and Other Transactions <sup>3</sup> | Balances, End of Fiscal Year |
|---|------------------------|-----|-----|------|-----|------------------------------------|--|--|-----------------|--|------------------------------|
| Title   | Period of Availability | ATA | AID | MAIN | SUB |                                    |  |  |                 |  |                              |
| <b>Securities and Exchange Commission</b>   |                        |     |     |      |     |                                    |  |  |                 |  |                              |
| Other Federal Payroll Withholdings, Allotments  | No Year                |     | 050 | 6276 | 000 | 32,734.46                          | -----  | -----  | 5,450.01        | -----  | 27,284.45                    |
| Unearned Fees, Securities and Exchange Commission (T) <sup>5</sup>                      | No Year                |     | 050 | 6561 | 000 | 56,001,377.93                      | -----  | -----  | -2,446,226.51   | -----  | 58,447,604.44                |
| Disgorgement and Penalty Amounts Held for Investors, Securities and Exchange Commission | No Year                |     | 050 | 6563 | 000 | 578,123,687.03                     | -----  | -364,915,813.99  | -357,614,474.59 | -----  | 570,822,347.63               |
| Unrealized Discount on Investments  | No Year                |     | 050 | 6563 | 911 | -8,302,810.76                      | -----  | -30,047,351.91   | -----           | -----  | -38,350,162.67               |
| Investments in US Treasury Securities   | No Year                |     | 050 | 6563 | 971 | 2,829,727,376.75                   | -----  | 394,963,165.90   | -----           | -----  | 3,224,690,542.65             |
|   | Subtotal               |     | 050 | 6563 |     | 3,399,548,253.02                   | -----  | -----  | -357,614,474.59 | -----  | 3,757,162,727.61             |
| Total, Securities and Exchange Commission   |                        |     |     |      |     | 3,455,582,365.41                   | -----  | -----  | -360,055,251.09 | -----  | 3,815,637,616.50             |
| <b>Smithsonian Institution</b>  |                        |     |     |      |     |                                    |  |  |                 |  |                              |
| Smithsonian Fund, Smithsonian Institution   | No Year                |     | 033 | 6097 | 000 | 33,438,396.52                      | -----  | -----  | -1,953,571.03   | -----  | 735,391,967.55               |
| Smithsonian Endowment Fund, Smithsonian Institution                                     | No Year                |     | 033 | 6220 | 000 | 146,790.39                         | -----  | -96.27   | -1,346.27       | -----  | 7148,040.39                  |
| Unrealized Discount on Investments  | No Year                |     | 033 | 6220 | 911 | -156.25                            | -----  | -38,633.83   | -----           | -----  | -38,790.08                   |
| Investments in US Treasury Securities   | No Year                |     | 033 | 6220 | 971 | 1,000,000.00                       | -----  | 38,730.10  | -----           | -----  | 1,038,730.10                 |
|   | Subtotal               |     | 033 | 6220 |     | 1,146,634.14                       | -----  | -----  | -1,346.27       | -----  | 1,147,980.41                 |
| Total, Smithsonian Institution  |                        |     |     |      |     | 34,585,030.66                      | -----  | -----  | -1,954,917.30   | -----  | 36,539,947.96                |
| <b>Surface Transportation Board</b>   |                        |     |     |      |     |                                    |  |  |                 |  |                              |
| Other Federal Payroll Withholding, Allotments, Surface Transportation Board             | No Year                |     | 472 | 6276 | 089 | 49.16                              | -----  | -----  | 49.16           | -----  | -----                        |
| <b>Tennessee Valley Authority</b>   |                        |     |     |      |     |                                    |  |  |                 |  |                              |
| Interagency Payments and Transfers, National Reconnaissance Office                      | No Year                |     | 571 | 6750 | 000 | 397,608.71                         | -----  | -----  | 239,450.48      | -----  | 7158,158.23                  |
| Workforce Stability Initiative, National Reconnaissance Office                          | No Year                |     | 571 | 6751 | 000 | 63,317,033.80                      | -----  | -----  | 57,497,275.34   | -----  | 75,819,758.46                |
| Total, Tennessee Valley Authority   |                        |     |     |      |     | 63,714,642.51                      | -----  | -----  | 57,736,725.82   | -----  | 5,977,916.69                 |

Footnotes at End of Chapter

## Deposit Funds

| Appropriation or Fund Account | Account Symbol            |     |     |      |     | Balances,<br>Beginning of<br>Fiscal Year | Appropriations and<br>Other Obligational<br>Authority <sup>1</sup> | Transfers<br>Borrowings and<br>Investment (Net) <sup>2</sup> | Outlays (Net)     | Balances Withdrawn<br>and Other<br>Transactions <sup>3</sup> | Balances, End of<br>Fiscal Year |
|-------------------------------|---------------------------|-----|-----|------|-----|--|--|--|-------------------|--|---------------------------------|
| Title                         | Period of<br>Availability | ATA | AID | MAIN | SUB |  |  |  |                   |  |                                 |
| Total, Independent Agencies   |                           |     |     |      |     | 324,137,293,532.31                       | -----  | -----  | 21,302,743,298.72 | -----  | 302,834,550,233.59              |
| Total, Deposit Funds          |                           |     |     |      |     | 347,748,290,949.19                       | -----  | -----  | 17,939,611,889.54 | -----  | 329,808,679,059.65              |

Footnotes at End of Chapter

---

## Footnotes

---

- 1 The amounts in this column, unless otherwise footnoted, represent appropriations, increases and rescissions in borrowing authority or new contract authority. Only appropriations with appropriation transfer activity are presented in Table 1 (Appropriations and Appropriation Transfers). Since the Deposit Funds had no transfer activity during fiscal year 2023, Table 1 does not appear.
- 2 The amounts in this column, unless otherwise footnoted, represent transfers - other than appropriation transfers, borrowings (gross), investments (net), unrealized discounts or funds held outside the Treasury.
- 3 The amounts in this column, unless otherwise footnoted, represent obligated balances canceled for fiscal year 2018 pursuant to 31 U.S.C. 1553 and adjustments to borrowing and contract authority.
- 4 Subject to disposition by the administrative agency.
- 5 The letter (T) denotes that the account by law is a trust account, but for reporting purposes is treated as other than trust.
- 6 The opening balance(s) of the following account(s) have been adjusted during the current fiscal year and do not agree with last year's closing balance(s):

| <u>Account Symbol: (ATA, AID, POA, MAIN, SUB)</u> | <u>Adjustment</u> |
|---|-------------------|
| 014 X 6039 000 - Undisbursed Funds                | -\$4,833.91       |
| 015 X 6874 000 - Undisbursed Funds                | \$45,000.00       |
| 075 X 6501 005 - Undisbursed Funds                | \$26,986,320.44   |
| 096 X 6094 000 - Undisbursed Funds                | -\$88,303,785.75  |
| 097 X 6130 000 - Undisbursed Funds                | -\$87,000.00      |

- 7 This account was not certified to Treasury in accordance with Treasury certification standards to indicate the amounts were certified with the criteria of 31 U.S.C. 1501.
- 8 Excludes activity which represents "Net Proceeds from Sales and Withholding for Savings Bonds" which will be accounted for as a deposit fund liability.
-



# Receipts By Department

| Classification  | Account Symbol |   |      |     | Amount        |
|---|----------------|---|------|-----|---------------|
|   | AID            | A | MAIN | SUB |               |
| <b>Legislative Branch</b>   |                |   |      |     |               |
| <b>Budget Receipts</b>  |                |   |      |     |               |
| <b>General Fund Accounts:</b><br>Fines, Penalties, and Forfeitures, Not Otherwise Classified  | 005            |   | 1099 | 000 | 1,031.98      |
| Total, Budget Receipts  |                |   |      |     | 1,031.98      |
| <b>Proprietary Receipts from the Public</b>   |                |   |      |     |               |
| <b>General Fund Accounts:</b><br>General Fund Proprietary Interest, Not Otherwise Classified  | 005            |   | 1435 | 000 | 467.15        |
| Total, Proprietary Receipts from the Public   |                |   |      |     | 467.15        |
| <b>Joint Items</b>  |                |   |      |     |               |
| <b>Proprietary Receipts from the Public</b>   |                |   |      |     |               |
| <b>General Fund Accounts:</b><br>General Fund Proprietary Receipts, Not Otherwise Classified, All Other   | 000            |   | 3220 | 000 | 513,473.77    |
| <b>Budget Clearing Accounts:</b><br>Budget Clearing Account (Suspense), House of Representatives, Sergeant at Arms                                    | 000            | F | 3875 | 008 | 12,969.65     |
| Total, Proprietary Receipts from the Public   |                |   |      |     | 526,443.42    |
| Total, Joint Items  |                |   |      |     | 526,443.42    |
| <b>Capitol Police</b>   |                |   |      |     |               |
| <b>Proprietary Receipts from the Public</b>   |                |   |      |     |               |
| <b>General Fund Accounts:</b><br>General Fund Proprietary Receipts, Not Otherwise Classified, All Other, U.S. Capitol Police Board                    | 002            |   | 3220 | 000 | 269.41        |
| <b>Special Fund Accounts:</b><br>United States Capitol Police Memorial Fund, House of Representatives   | 002            | X | 5083 | 001 | 126,360.15    |
| Total, Proprietary Receipts from the Public   |                |   |      |     | 126,629.56    |
| Total, Capitol Police   |                |   |      |     | 126,629.56    |
| <b>Architect of the Capitol</b>   |                |   |      |     |               |
| <b>Proprietary Receipts from the Public</b>   |                |   |      |     |               |
| <b>General Fund Accounts:</b><br>General Fund Proprietary Receipts, Not Otherwise Classified, All Other   | 001            |   | 3220 | 000 | 257,272.20    |
| <b>Special Fund Accounts:</b><br>Capitol Trust Account, Architect of the Capitol  | 001            | X | 5760 | 001 | 54,033.46     |
| Total, Proprietary Receipts from the Public   |                |   |      |     | 311,305.66    |
| <b>Intrabudgetary Receipts Deducted by Agency</b>   |                |   |      |     |               |
| <b>General Fund Accounts:</b><br>Collections of Receivables from Cancelled Accounts   | 001            |   | 3200 | 000 | 1,136.22      |
| Total, Intrabudgetary Receipts Deducted by Agency   |                |   |      |     | 1,136.22      |
| Total, Architect of the Capitol   |                |   |      |     | 312,441.88    |
| <b>Library of Congress</b>  |                |   |      |     |               |
| <b>Budget Receipts</b>  |                |   |      |     |               |
| <b>Special Fund Accounts:</b><br>Fees from JSCT (Jukebox, Satellite, and Cable Television) for Operating Costs, Copyright Office, Library of Congress | 003            | X | 5175 | 001 | 1,454,690.41  |
| Total, Budget Receipts  |                |   |      |     | 1,454,690.41  |
| <b>Proprietary Receipts from the Public</b>   |                |   |      |     |               |
| <b>General Fund Accounts:</b><br>General Fund Proprietary Receipts, Not Otherwise Classified, All Other   | 003            |   | 3220 | 000 | -76,237.67    |
| <b>Special Fund Accounts:</b><br>Contributions, Oliver Wendell Holmes Devise Fund, Library of Congress  | 003            | X | 5075 | 001 | 3,174.54      |
| <b>Trust Fund Accounts:</b><br>Contributions to Library of Congress Gift Fund   | 003            | X | 8031 | 001 | 22,016,335.95 |
| Income from Donated Securities, Library of Congress Gift Fund, Library of Congress  | 003            | X | 8031 | 021 | 161,434.01    |
| Contributions, Library of Congress Trust Fund   | 003            | X | 8032 | 001 | 8,677,653.01  |
| Income from Donated Securities, Library of Congress Trust Fund  | 003            | X | 8032 | 021 | 6,555,546.86  |
| Deposits, Service Fees, Library of Congress   | 003            | X | 8208 | 001 | 250.00        |
| <b>Budget Clearing Accounts:</b><br>Budget Clearing Account (Suspense), Library of Congress   | 003            | F | 3875 | 000 | 686,581.44    |
| Total, Proprietary Receipts from the Public   |                |   |      |     | 38,024,738.14 |
| <b>Intrabudgetary Receipts Deducted by Agency</b>   |                |   |      |     |               |
| <b>General Fund Accounts:</b><br>Collections of Receivables from Cancelled Accounts, Library of Congress  | 003            |   | 3200 | 000 | -175.58       |

## Receipts By Department - Continued

| Classification  | Account Symbol |   |      |     | Amount        |
|---|----------------|---|------|-----|---------------|
|   | AID            | A | MAIN | SUB |               |
| <b>Special Fund Accounts:</b><br>Earnings on Investments, Oliver Wendell Holmes Devise Fund, Library of Congress                              | 003            | X | 5075 | 002 | 438.32        |
| <b>Trust Fund Accounts:</b><br>Foreign Service National Separation Liability Trust Fund, Library of Congress                                  | 003            | X | 8339 | 001 | 633,898.27    |
| <b>Budget Clearing Accounts:</b><br>Undistributed Intragovernmental Payments, Library of Congress   | 003            | F | 3885 | 000 | -1,825.00     |
| Total, Intradepartmental Receipts Deducted by Agency  |                |   |      |     | 632,336.01    |
| <b>Undistributed Offsetting Receipts</b>  |                |   |      |     |               |
| <b>Trust Fund Accounts:</b><br>Interest on Bequest of Gertrude M. Hubbard, Library of Congress  | 003            | X | 8022 | 002 | 804.17        |
| Earnings on Investment, Library of Congress Trust Fund  | 003            | X | 8031 | 002 | 1,364,538.99  |
| Earnings on Investments, Library of Congress Trust Fund   | 003            | X | 8032 | 002 | 1,044,543.24  |
| Total, Undistributed Offsetting Receipts  |                |   |      |     | 2,409,886.40  |
| Total, Library of Congress  |                |   |      |     | 42,521,650.96 |
| <b>Government Accountability Office</b>   |                |   |      |     |               |
| <b>Intradepartmental Receipts Deducted by Agency</b>  |                |   |      |     |               |
| <b>General Fund Accounts:</b><br>Collections of Receivables from Cancelled Accounts, Government Accountability Office                         | 005            |   | 3200 | 000 | 18,425.00     |
| Total, Intradepartmental Receipts Deducted by Agency  |                |   |      |     | 18,425.00     |
| Total, Government Accountability Office   |                |   |      |     | 18,425.00     |
| <b>United States Tax Court</b>  |                |   |      |     |               |
| <b>Budget Receipts</b>  |                |   |      |     |               |
| <b>Special Fund Accounts:</b><br>Fees for Regulatory and Judicial Services, United States Tax Court   | 023            | X | 5633 | 001 | 1,280,630.61  |
| <b>Trust Fund Accounts:</b><br>Deductions from Employees Salaries, Tax Court Judges Survivors Annuity Fund, United States Tax Court           | 023            | X | 8115 | 001 | 496,887.87    |
| Total, Budget Receipts  |                |   |      |     | 1,777,518.48  |
| <b>Proprietary Receipts from the Public</b>   |                |   |      |     |               |
| <b>General Fund Accounts:</b><br>General Fund Proprietary Interest, Not Otherwise Classified, United States Tax Court                         | 023            |   | 1435 | 000 | 1.37          |
| Total, Proprietary Receipts from the Public   |                |   |      |     | 1.37          |
| <b>Undistributed Offsetting Receipts</b>  |                |   |      |     |               |
| <b>Trust Fund Accounts:</b><br>Earnings on Investments, Tax Court Judges Survivors Annuity Fund, United States Tax Court                      | 023            | X | 8115 | 002 | 399,629.64    |
| Total, Undistributed Offsetting Receipts  |                |   |      |     | 399,629.64    |
| Total, United States Tax Court  |                |   |      |     | 2,177,149.49  |
| <b>Legislative Branch Boards and Commissions</b>  |                |   |      |     |               |
| <b>Proprietary Receipts from the Public</b>   |                |   |      |     |               |
| <b>General Fund Accounts:</b><br>General Fund Proprietary Receipts, Not Otherwise Classified, Medicaid and Chip Payment and Access Commission | 009            |   | 3220 | 015 | 3,140.80      |
| Total, Proprietary Receipts from the Public   |                |   |      |     | 3,140.80      |
| <b>Intradepartmental Receipts Deducted by Agency</b>  |                |   |      |     |               |
| <b>Special Fund Accounts:</b><br>Earnings on Investments, Senate Preservation Fund, Library of Congress                                       | 000            | X | 5509 | 002 | 19,889.06     |
| <b>Trust Fund Accounts:</b><br>Payment from the General Fund, Congressional Office for International Leadership                               | 009            | X | 8148 | 003 | 6,000,000.00  |
| Payment to the John C. Stennis Center for Public Service Training and Development   | 009            | X | 8275 | 001 | 15.00         |
| Total, Intradepartmental Receipts Deducted by Agency  |                |   |      |     | 6,019,904.06  |
| <b>Undistributed Offsetting Receipts</b>  |                |   |      |     |               |
| <b>Trust Fund Accounts:</b><br>Earnings on Investments, Russian Congressional Office for International Leadership                             | 009            | X | 8148 | 002 | 125,262.57    |
| Interest on Investments, John C. Stennis Center for Public Service Training and Development   | 009            | X | 8275 | 002 | 265,533.43    |
| Interest on Investments, U.S. Capitol Preservation Commission   | 009            | X | 8300 | 002 | 406,235.41    |
| Total, Undistributed Offsetting Receipts  |                |   |      |     | 797,031.41    |
| Total, Legislative Branch Boards and Commissions  |                |   |      |     | 6,820,076.27  |
| Total, Legislative Branch   |                |   |      |     | 52,504,315.71 |
| <b>Judicial Branch</b>  |                |   |      |     |               |
| <b>Budget Receipts</b>  |                |   |      |     |               |

# Receipts By Department - Continued

| Classification  | Account Symbol |   |      |     | Amount            |
|---|----------------|---|------|-----|-------------------|
|   | AID            | A | MAIN | SUB |                   |
| <b>Special Fund Accounts:</b>   |                |   |      |     |                   |
| Filing Fees, The Judiciary  | 010            | X | 5100 | 001 | 160,824,496.56    |
| Registry Administration Account, The Judiciary  | 010            | X | 5101 | 001 | 1,585,275.95      |
| <b>Trust Fund Accounts:</b>   |                |   |      |     |                   |
| Deductions from Employees Salaries, Judicial Survivors Annuities Fund, The Judiciary                                      | 010            | X | 8110 | 001 | 8,875,653.72      |
| Judicial Officers Annuities Deducted from Employees Salaries, The Judiciary   | 010            | X | 8122 | 001 | 4,167,372.35      |
| Total, Budget Receipts  |                |   |      |     | 175,452,798.58    |
| <b>Proprietary Receipts from the Public</b>   |                |   |      |     |                   |
| <b>General Fund Accounts:</b>   |                |   |      |     |                   |
| General Fund Proprietary Interest, Not Otherwise Classified   | 010            |   | 1435 | 000 | 5,661.92          |
| General Fund Proprietary Receipts, Not Otherwise Classified, All Other  | 010            |   | 3220 | 000 | 902,490.26        |
| <b>Special Fund Accounts:</b>   |                |   |      |     |                   |
| Proceeds from Sale of Property, Judiciary Automation Fund, The Judiciary  | 010            | X | 5114 | 001 | 143,606,692.00    |
| <b>Budget Clearing Accounts:</b>  |                |   |      |     |                   |
| Collections and/or Payments Default, the Judiciary  | 010            | F | 3500 | 000 | -800.00           |
| Budget Clearing Account (Suspense), United States Courts  | 010            | F | 3875 | 002 | 5,054,952.01      |
| Total, Proprietary Receipts from the Public   |                |   |      |     | 149,568,996.19    |
| <b>Intrabudgetary Receipts Deducted by Agency</b>   |                |   |      |     |                   |
| <b>General Fund Accounts:</b>   |                |   |      |     |                   |
| Collections of Receivables from Canceled Accounts, U.S. Courts, The Judiciary   | 010            |   | 3200 | 002 | 1,444.56          |
| <b>Special Fund Accounts:</b>   |                |   |      |     |                   |
| Advances and Reimbursements, Judiciary Automation Fund, The Judiciary   | 010            | X | 5114 | 003 | 705,967,442.00    |
| <b>Trust Fund Accounts:</b>   |                |   |      |     |                   |
| Federal Payment to the Judicial Survivors Annuities Fund, The Judiciary   | 010            | X | 8110 | 004 | 26,200,000.00     |
| Federal Payment to Judicial Officers Retirement Fund, The Judiciary   | 010            | X | 8122 | 004 | 222,500,000.00    |
| Federal Payment to Claims Court, Judges Retirement Fund, The Judiciary  | 010            | X | 8124 | 001 | 3,100,000.00      |
| <b>Budget Clearing Accounts:</b>  |                |   |      |     |                   |
| Undistributed Intragovernmental Payments, United States Courts, The Judiciary   | 010            | F | 3885 | 002 | -18,713,372.89    |
| Total, Intrabudgetary Receipts Deducted by Agency   |                |   |      |     | 939,055,513.67    |
| <b>Undistributed Offsetting Receipts</b>  |                |   |      |     |                   |
| <b>Trust Fund Accounts:</b>   |                |   |      |     |                   |
| Earnings on Investments, Judicial Survivors Annuities Fund, The Judiciary   | 010            | X | 8110 | 002 | 30,961,193.83     |
| Interest and Profits on Investments, Judicial Officers Annuities Fund, The Judiciary                                      | 010            | X | 8122 | 002 | 53,538,288.82     |
| Interest on Investments, Claims Court Judges Retirement Fund, The Judiciary   | 010            | X | 8124 | 002 | 1,854,511.59      |
| Total, Undistributed Offsetting Receipts  |                |   |      |     | 86,353,994.24     |
| Total, Judicial Branch  |                |   |      |     | 1,350,431,302.68  |
| <b>Department of Agriculture</b>  |                |   |      |     |                   |
| <b>Budget Receipts</b>  |                |   |      |     |                   |
| <b>General Fund Accounts:</b>   |                |   |      |     |                   |
| Full Cost Recovery Fees Pursuant to OMB Circular No. A-25   | 012            |   | 2497 | 000 | 11,191,945.00     |
| <b>Special Fund Accounts:</b>   |                |   |      |     |                   |
| Deposits, Perishable Agricultural Commodities Act Fund  | 012            | X | 5070 | 001 | 10,939,345.40     |
| Agricultural Quarantine Inspection User Fee Account, Animal and Plant Health Inspection Service                           | 012            | X | 5161 | 001 | 778,812,674.87    |
| 30% of Customs Duties, Funds for Strengthening Markets, Income, and Supply (Section 32)                                   | 012            |   | 5209 | 001 | 25,475,583,904.56 |
| 3.08 Percent of Custom Duties, Agricultural Disaster Relief Trust Fund, Farm Service Agency, Agriculture                  | 012            | X | 5531 | 001 | 12,069.14         |
| <b>Trust Fund Accounts:</b>   |                |   |      |     |                   |
| Transfers from General Fund of Amounts Equal to Certain Customs Duties, Reforestation Trust Fund, Forest Service          | 012            | X | 8046 | 001 | 158,019,126.89    |
| Excise Taxes for Tobacco Assessments, Tobacco Trust Fund, Commodity Credit Corporation                                    | 012            | X | 8161 | 001 | 11,174,212.64     |
| Total, Budget Receipts  |                |   |      |     | 26,445,733,278.50 |
| <b>Proprietary Receipts from the Public</b>   |                |   |      |     |                   |
| <b>General Fund Accounts:</b>   |                |   |      |     |                   |
| General Fund Proprietary Interest, Not Otherwise Classified   | 012            |   | 1435 | 000 | 189,075.59        |
| Rent and Bonuses from Land Leases for Resource Exploration and Extraction, Agriculture and Interior (31 USC 3513)         | 012            |   | 1811 | 000 | 262,788,367.94    |
| National Forests Fund, Agriculture  | 012            |   | 2221 | 000 | 313,095.05        |
| Biorefinery Assistance, Downward Reestimates of Subsidies   | 012            |   | 2675 | 003 | 9,473,885.69      |
| Rural Microenterprise Investment, Downward Reestimate of Subsidies  | 012            |   | 2680 | 003 | 2,296,174.00      |
| Agricultural Credit Insurance, Negative Subsidies   | 012            |   | 2701 | 001 | 222,753,127.67    |
| Agricultural Credit Insurance, Downward Reestimates of the Subsidy  | 012            |   | 2701 | 003 | 207,481,443.00    |
| Rural Electrification and Telephone Loans, Negative Subsidies   | 012            |   | 2702 | 001 | 226,825,209.55    |
| Rural Electrification and Telephone Loans, Downward Reestimates of Subsidies  | 012            |   | 2702 | 003 | 396,382,334.54    |
| Rural Water and Waste Disposal, Negative Subsidies  | 012            |   | 2703 | 001 | 6,568,891.09      |
| Rural Water and Waste Disposal, Downward Reestimates of Subsidies   | 012            |   | 2703 | 003 | 69,169,858.06     |
| Rural Community Facility, Negative Subsidies  | 012            |   | 2705 | 001 | 49,508,119.01     |
| Rural Community and Facility, Downward Reestimates of Subsidies   | 012            |   | 2705 | 003 | 91,558,380.00     |
| Rural Housing Insurance, Negative Subsidies   | 012            |   | 2706 | 001 | 63,512,348.43     |
| Rural Housing Insurance, Downward Reestimates of the Subsidy  | 012            |   | 2706 | 003 | 590,378,656.12    |
| Rural Business and Industry, Negative Subsidies, Agriculture  | 012            |   | 2707 | 001 | 23,922.99         |
| Rural Business and Industry, Downward Reestimates of Subsidies, Agriculture   | 012            |   | 2707 | 003 | 30,615,814.12     |
| P.L. 480, Downward Reestimates of Subsidies   | 012            |   | 2708 | 003 | 3,545,818.00      |
| Rural Development Loan Fund, Downward Reestimates of Subsidies  | 012            |   | 2710 | 003 | 6,521,477.00      |
| Rural Telephone Bank, Downward Reestimates of Subsidies   | 012            |   | 2711 | 004 | 61,183.00         |
| Agricultural Credit Insurance Fund Guaranteed Loans Negative Subsidies, Consolidated Farm Service Agency                  | 012            |   | 2712 | 001 | 235,301,586.36    |
| Agricultural Credit Insurance Fund Guaranteed Loan, Downward Reestimates of the Subsidy, Consolidated Farm Service Agency | 012            |   | 2712 | 003 | 35,214,223.19     |
| Rural Economic Development Loans, Downward Reestimates of Subsidies   | 012            |   | 2713 | 003 | 4,536,414.45      |
| Distance Learning and Telemedicine Program, Downward Reestimates, Rural Utilities Service                                 | 012            |   | 2746 | 003 | 9,898,510.00      |
| Rural Business Investment, Downward Reestimates of Subsidies, Rural Business-Cooperative Service, Agriculture             | 012            |   | 2748 | 003 | 6,252.00          |

## Receipts By Department - Continued

| Classification  | Account Symbol |   |      |     | Amount           |
|---|----------------|---|------|-----|------------------|
|   | AID            | A | MAIN | SUB |                  |
| Apple Loan Program, Downward Reestimates of Subsidies   | 012            |   | 2754 | 003 | 14,109.00        |
| Farm Storage Facility Loans, Negative Subsidies   | 012            |   | 2756 | 001 | 5,018,429.86     |
| Farm Storage Facility Loans, Downward Reestimates of Subsidies  | 012            |   | 2756 | 003 | 47,236,158.00    |
| Commodity Credit Corporation Export Guarantee Financing, Downward Reestimates of Subsidies                            | 012            |   | 2757 | 003 | 3,038,030.00     |
| Rural Energy for America Program Downward Reestimates of Subsidies, Rural Development Administration, Agriculture     | 012            |   | 2786 | 003 | 21,830,526.00    |
| Commodity Credit Corporation Export Guarantees, Negative Subsidy  | 012            |   | 2793 | 001 | 9,239,169.71     |
| General Fund Proprietary Receipts, Not Otherwise Classified, All Other  | 012            |   | 3220 | 000 | 19,959,420.23    |
| <b>Special Fund Accounts:</b>   |                |   |      |     |                  |
| National Forests Fund Receipts  | 012            |   | 5008 | 001 | -902,070.59      |
| National Forests Fund, Payments to States   | 012            | X | 5201 | 001 | 155,339,133.10   |
| Timber Roads, Purchaser Elections, Forest Service   | 012            | X | 5202 | 001 | 2,000,000.00     |
| National Forests Fund, Roads and Trails for States  | 012            | X | 5203 | 001 | 20,170,696.14    |
| Timber Salvage Sales, Forest Service  | 012            | X | 5204 | 001 | 35,563,576.32    |
| Deposits, Brush Disposal  | 012            | X | 5206 | 001 | 6,167,793.22     |
| Receipts, Range Betterment Fund   | 012            |   | 5207 | 000 | 2,546,192.00     |
| National Forest Lands Under Special Acts  | 012            |   | 5208 | 001 | 664,000.00       |
| National Forests Fund, Payment to Minnesota (Cook, Lake, and Saint Louis Counties)                                    | 012            | X | 5213 | 001 | 6,150,000.00     |
| Royalties from Character Merchandising, Forest Service  | 012            | X | 5214 | 001 | 1,412,862.06     |
| Forfeitures and Recoveries, Forest Service Lands  | 012            | X | 5215 | 001 | 110,770,997.48   |
| Deposits, Land Exchanges, Forest Service  | 012            |   | 5216 | 000 | 11,250,447.00    |
| Land Acquisition Proceeds for Exchanges, Acquisition of Lands to Complete Land Exchanges, Forest Service, Agriculture | 012            | X | 5216 | 001 | 4,525,550.00     |
| Operation and Maintenance of Quarters, Forest Service   | 012            | X | 5219 | 001 | 12,494,951.75    |
| Quinault Special Management Area, Forest Service  | 012            | X | 5223 | 001 | 274.52           |
| Timber Sales Pipeline Restoration Fund, Forest Service  | 012            | X | 5264 | 001 | 6,401,932.83     |
| Recreation Fee Demonstration Program, Forest Service  | 012            | X | 5268 | 001 | 136,527,281.45   |
| MNP Rental Fee Account, Forest Service  | 012            | X | 5277 | 001 | 936,847.10       |
| Concessions Fees and Volunteer Services, Agriculture Research Service   | 012            | X | 5279 | 003 | 169,269.92       |
| Charges, User Fees and Natural Resource Utilization, Land Between the Lakes, Forest Service                           | 012            | X | 5360 | 001 | 11,941,571.22    |
| Deposits for Administration of Rights-of-Way and Other Land Uses Fund, Forest Service                                 | 012            | X | 5361 | 001 | 1,854,591.12     |
| Stewardship Contracting Product Sales, Funds Retained, Forest Service, Agriculture                                    | 012            | X | 5540 | 001 | 24,889,945.08    |
| Payments to Counties, National Grasslands   | 012            | X | 5896 | 003 | 87,597,177.02    |
| National Grasslands Receipts, Forest Service  | 012            |   | 5896 | 005 | -84,390,937.33   |
| <b>Trust Fund Accounts:</b>   |                |   |      |     |                  |
| Deposits of Fees, Inspection and Grading of Farm Products, Agricultural Marketing Service                             | 012            | X | 8015 | 001 | 202,818,810.69   |
| Forest Service Cooperative Fund   | 012            | X | 8028 | 001 | 88,313,106.98    |
| Deposits of Fees, Inspection of Farm Products, Food Safety and Inspection Service                                     | 012            | X | 8137 | 001 | 17,726,191.46    |
| Gifts and Bequests, Agriculture   | 012            | X | 8203 | 001 | 723,466.20       |
| Deposits of Miscellaneous Contributed Funds, Agricultural Research Service  | 012            | X | 8214 | 001 | 18,309,882.71    |
| Deposits of Miscellaneous Contributed Funds, National Agricultural Statistics Service                                 | 012            | X | 8218 | 001 | 17,100.00        |
| Deposits of Miscellaneous Contributed Funds, Animal and Plant Health Inspection Service                               | 012            | X | 8226 | 001 | 8,785,166.89     |
| <b>Budget Clearing Accounts:</b>  |                |   |      |     |                  |
| Proceeds of Sales, Personal Property, Soil Conservation Service   | 012            | F | 3845 | 010 | 3,049,054.50     |
| Proceeds of Sales, Personal Property, Forest Service  | 012            | F | 3845 | 011 | 13,092.08        |
| Proceeds of Sales, Personal Property, Agricultural Research Service   | 012            | F | 3845 | 014 | -635,584.78      |
| Proceeds of Sales, Personal Property, Animal and Plant Health Inspection Service                                      | 012            | F | 3845 | 016 | -430,501.96      |
| Proceeds of Sales, Personal Property, Agricultural Marketing Services, Agriculture                                    | 012            | F | 3845 | 025 | -19,870.98       |
| Proceeds of Sales, Personal Property, Foreign Agricultural Service  | 012            | F | 3845 | 029 | -42,744.34       |
| Budget Clearing Account (Suspense), Executive Operations  | 012            | F | 3875 | 004 | -3,330,214.07    |
| Budget Clearing Account (Suspense), Forest Service  | 012            | F | 3875 | 011 | 10,713,324.30    |
| Budget Clearing Account (Suspense), Cooperative State Research, Education, and Extension Service                      | 012            | F | 3875 | 015 | 2,351,343.59     |
| Budget Clearing Account (Suspense), Animal and Plant Health Inspection Service  | 012            | F | 3875 | 016 | -242,521.67      |
| Budget Clearing Account (Suspense), Agricultural Marketing Service  | 012            | F | 3875 | 025 | -160,760.31      |
| Budget Clearing Account (Suspense), Farm Production and Conservation Programs   | 012            | F | 3875 | 026 | -13.00           |
| Budget Clearing Account (Suspense), Food and Nutrition Service  | 012            | F | 3875 | 035 | -4,372.07        |
| Budget Clearing Account (Suspense), Commodity Credit Corporation  | 012            | F | 3875 | 036 | 45,202.90        |
| Budget Clearing Account (Suspense), Food Safety and Inspection Service  | 012            | F | 3875 | 037 | -154,023.62      |
| Budget Clearing Account (Suspense), Central Voucher Payment Center  | 012            | F | 3875 | 040 | 3,016,887.06     |
| Unavailable Check Cancellations and Overpayments (Suspense), Food and Nutrition Service                               | 012            | F | 3880 | 035 | 4,688.16         |
| Total, Proprietary Receipts from the Public   |                |   |      |     | 3,536,208,801.78 |
| <b>Intrabudgetary Receipts Deducted by Agency</b>   |                |   |      |     |                  |
| <b>General Fund Accounts:</b>   |                |   |      |     |                  |
| Collections of Receivables from Cancelled Accounts, Agriculture   | 012            |   | 3200 | 000 | 1,083,870.08     |
| <b>Special Fund Accounts:</b>   |                |   |      |     |                  |
| Earnings on Investments, Perishable Agricultural Commodities, Agricultural Marketing Service                          | 012            | X | 5070 | 002 | 622,541.23       |
| Earnings on Investments, Native American Institutions Endowment Fund  | 012            | X | 5205 | 002 | 5,407,034.71     |
| <b>Trust Fund Accounts:</b>   |                |   |      |     |                  |
| Payments from Wool Research, Development and Promotion Trust Fund   | 012            | X | 8100 | 001 | 2,250,000.00     |
| Foreign Service National Separation Liability Trust Fund, Animal and Plant Health Inspection Service, Agriculture     | 012            | X | 8558 | 001 | 473,879.00       |
| <b>Budget Clearing Accounts:</b>  |                |   |      |     |                  |
| Undistributed Intergovernmental Payments, Office of the Secretary   | 012            | F | 3885 | 003 | 148,316.93       |
| Undistributed Intergovernmental Payments, Executive Operations, Agriculture   | 012            | F | 3885 | 004 | 4,326,377.86     |
| Undistributed Intergovernmental Payments, Departmental Administration, Agriculture                                    | 012            | F | 3885 | 005 | -84,392.49       |
| Undistributed Intragovernmental Payments, Office of Communications, Agriculture                                       | 012            | F | 3885 | 006 | -117.23          |
| Undistributed Intergovernmental Payments, Office of Civil Rights, Agriculture   | 012            | F | 3885 | 007 | 17,000.00        |
| Undistributed Intergovernmental Payments, Office of Risk Management, Farm Service Agency, Agriculture                 | 012            | F | 3885 | 008 | -5,079.80        |
| Undistributed Intragovernmental Payments, Office of the Inspector General, Agriculture                                | 012            | F | 3885 | 009 | 44,793.77        |
| Undistributed Intragovernmental Payments, Natural Resources Conservation Service, Agriculture                         | 012            | F | 3885 | 010 | -2,417,800.68    |
| Undistributed Intragovernmental Payments, Forest Service, Agriculture   | 012            | F | 3885 | 011 | -14,793,271.46   |
| Undistributed Intragovernmental Payments, Agricultural Research Service   | 012            | F | 3885 | 014 | 108,125.93       |
| Undistributed Intragovernmental Payments, Cooperative State Research, Education and Extension Service                 | 012            | F | 3885 | 015 | -344,016.36      |
| Undistributed Intragovernmental Payments, Animal and Plant Health Inspection Service                                  | 012            | F | 3885 | 016 | -117,764.51      |
| Undistributed Intragovernmental Payments, National Agricultural Statistics Service                                    | 012            | F | 3885 | 018 | -15,685.79       |
| Undistributed Intragovernmental Payments, Rural Development Administration  | 012            | F | 3885 | 020 | -202,648.16      |
| Undistributed Intergovernmental Payments, Office of the General Counsel   | 012            | F | 3885 | 022 | -58,835.55       |
| Undistributed Intragovernmental Payments, Agricultural Marketing Service  | 012            | F | 3885 | 025 | 13,122.22        |
| Undistributed Intragovernmental Payments, Farm Production and Conservation Programs                                   | 012            | F | 3885 | 026 | -516,331.75      |
| Undistributed Intragovernmental Payments, Foreign Agricultural Service  | 012            | F | 3885 | 029 | -106,136.67      |
| Undistributed Intragovernmental Payments, Food and Nutrition Service  | 012            | F | 3885 | 035 | 672,082.29       |
| Undistributed Intragovernmental Payment, Commodity Credit Corporation   | 012            | F | 3885 | 036 | 190.00           |
| Undistributed Intragovernmental Payments, Food Safety and Inspection Service, Agriculture                             | 012            | F | 3885 | 037 | -1,171,105.46    |
| Undistributed Intragovernmental Payments, National Finance Center, Agriculture  | 012            | F | 3885 | 040 | 2,211,106.67     |
| Undistributed Intragovernmental Payments, Farm Service Agency, Agriculture  | 012            | F | 3885 | 049 | 688,972.00       |

# Receipts By Department - Continued

| Classification  | Account Symbol |   |      |     | Amount            |
|---|----------------|---|------|-----|-------------------|
|   | AID            | A | MAIN | SUB |                   |
| Total, Intradepartmental Receipts Deducted by Agency  |                |   |      |     | -1,765,773.22     |
| <b>Undistributed Offsetting Receipts</b>  |                |   |      |     |                   |
| <b>Trust Fund Accounts:</b>   |                |   |      |     |                   |
| Earnings on Investments, Inspection and Grading of Farm Products  | 012            | X | 8015 | 002 | 3,063,056.23      |
| Earnings on Investments, Land Between the Lakes Trust Fund, Forest Service  | 012            | X | 8039 | 002 | 127,891.34        |
| Total, Undistributed Offsetting Receipts  |                |   |      |     | 3,190,947.57      |
| <b>Offsetting Governmental Receipts</b>   |                |   |      |     |                   |
| <b>Trust Fund Accounts:</b>   |                |   |      |     |                   |
| Payment from Commodity Credit Corporation, Emergency Citrus Disease Research and Development Trust                        | 012            | X | 8559 | 001 | 25,000,000.00     |
| Total, Offsetting Governmental Receipts   |                |   |      |     | 25,000,000.00     |
| Total, Department of Agriculture  |                |   |      |     | 30,008,367,254.63 |
| <b>Department of Commerce</b>   |                |   |      |     |                   |
| <b>Budget Receipts</b>  |                |   |      |     |                   |
| <b>Special Fund Accounts:</b>   |                |   |      |     |                   |
| Earnings on Investments, Fishermen's Contingency Fund   | 013            | X | 5120 | 002 | 25,501.53         |
| Earnings on Investments, Foreign Fishing Observer Fund  | 013            | X | 5122 | 002 | 43,580.07         |
| Permit Title Registration Fee, Limited Access System Administration Fund, National Oceanic and Atmospheric Administration | 013            | X | 5284 | 001 | 11,532,807.15     |
| Access Fees, Western Pacific Sustainable Fisheries Fund, National Oceanic and Atmospheric Administration                  | 013            | X | 5439 | 001 | 750,000.00        |
| Fees, North Pacific Fishery Observer Fund, National Oceanic and Atmospheric Administration, Commerce                      | 013            | X | 5598 | 001 | 4,246,446.09      |
| Total, Budget Receipts  |                |   |      |     | 16,598,334.84     |
| <b>Proprietary Receipts from the Public</b>   |                |   |      |     |                   |
| <b>General Fund Accounts:</b>   |                |   |      |     |                   |
| General Fund Proprietary Interest, Not Otherwise Classified   | 013            |   | 1435 | 000 | 34,229.45         |
| Fees and Other Charges for Other Services, Commerce   | 013            |   | 2419 | 002 | 39,400.00         |
| Fisheries Finance, National Oceanic and Atmospheric Administration, Negative Subsidies                                    | 013            |   | 2717 | 001 | 1,166,294.63      |
| Fisheries Finance, Downward Reestimates of Subsidies  | 013            |   | 2717 | 003 | 3,011,572.74      |
| General Fund Proprietary Receipts, Not Otherwise Classified, All Other  | 013            |   | 3220 | 000 | 2,818,705.58      |
| <b>Special Fund Accounts:</b>   |                |   |      |     |                   |
| Gifts, Marine Mammal Unusual Mortality Event Fund, National Oceanic and Atmospheric Administration                        | 013            | X | 5283 | 001 | 1,250.00          |
| <b>Trust Fund Accounts:</b>   |                |   |      |     |                   |
| Gifts and Bequests, Departmental Management   | 013            | X | 8501 | 001 | 245,262.94        |
| <b>Budget Clearing Accounts:</b>  |                |   |      |     |                   |
| Proceeds of Sales, Personal Property, International Trade Administration  | 013            | F | 3845 | 012 | -11,880.83        |
| Proceeds of Sales, Personal Property, National Oceanic and Atmospheric Administration                                     | 013            | F | 3845 | 014 | 203,584.96        |
| Budget Clearing Account (Suspense), Bureau of the Census  | 013            | F | 3875 | 004 | -157,760.00       |
| Budget Clearing Account (Suspense), National Oceanic and Atmospheric Administration                                       | 013            | F | 3875 | 014 | -11,758,524.70    |
| Unavailable Check Cancellations and Overpayments (Suspense), National Oceanic and Atmospheric Administration, Commerce    | 013            | F | 3880 | 014 | -855,619.11       |
| Unavailable Check Cancellations and Overpayments (Suspense), Economic Development Administration, Commerce                | 013            | F | 3880 | 020 | -2,168,282.25     |
| Total, Proprietary Receipts from the Public   |                |   |      |     | -7,431,766.59     |
| <b>Intradepartmental Receipts Deducted by Agency</b>  |                |   |      |     |                   |
| <b>General Fund Accounts:</b>   |                |   |      |     |                   |
| Collections of Receivables from Cancelled Accounts  | 013            |   | 3200 | 000 | 312,139.52        |
| <b>Budget Clearing Accounts:</b>  |                |   |      |     |                   |
| Undistributed Intragovernmental Payments, National Institute of Standards and Technology                                  | 013            | F | 3885 | 001 | -5,417,129.86     |
| Undistributed Intragovernmental Payments, Patent and Trademark Office, Commerce   | 013            | F | 3885 | 010 | 579,349.07        |
| Undistributed Intragovernmental Payments, National Oceanic and Atmospheric Administration, Commerce                       | 013            | F | 3885 | 014 | -5,569,000.00     |
| Total, Intradepartmental Receipts Deducted by Agency  |                |   |      |     | -10,094,641.27    |
| <b>Offsetting Governmental Receipts</b>   |                |   |      |     |                   |
| <b>Special Fund Accounts:</b>   |                |   |      |     |                   |
| Fisheries Enforcement Asset Forfeiture Fund Deposits, National Oceanic and Atmospheric Administration, Commerce           | 013            | X | 5583 | 001 | 2,374,271.24      |
| Sanctuaries Enforcement Asset Forfeiture Fund Deposits, National Oceanic and Atmospheric Administration, Commerce         | 013            | X | 5584 | 001 | 1,109,927.46      |
| Total, Offsetting Governmental Receipts   |                |   |      |     | 3,484,198.70      |
| Total, Department of Commerce   |                |   |      |     | 2,556,125.68      |
| <b>Department of Defense--Military Programs</b>   |                |   |      |     |                   |
| <b>Department of the Army</b>   |                |   |      |     |                   |
| <b>Proprietary Receipts from the Public</b>   |                |   |      |     |                   |
| <b>General Fund Accounts:</b>   |                |   |      |     |                   |
| Recoveries for Government Property Lost or Damaged, Not Otherwise Classified, Army, Navy, Air Force                       | 021            |   | 3019 | 000 | 22,192,100.35     |
| Recoveries Under the Foreign Military Sales Program, Army, Navy, Air Force, Defense                                       | 021            |   | 3041 | 000 | 7,256,702.31      |
| General Fund Proprietary Receipts, Defense Military, Not Otherwise Classified   | 021            |   | 3210 | 000 | 164,726,760.24    |
| <b>Special Fund Accounts:</b>   |                |   |      |     |                   |
| Donations and Collections, Department of Defense Korean War Commemoration Fund, Army                                      | 021            | X | 5752 | 001 | -326.00           |
| <b>Trust Fund Accounts:</b>   |                |   |      |     |                   |
| Deposits, Department of the Army General Gift Fund  | 021            | X | 8927 | 001 | 34,994,321.13     |
| <b>Budget Clearing Accounts:</b>  |                |   |      |     |                   |
| Budget Clearing Account (Suspense), Army  | 021            | F | 3875 | 001 | 24,135,626.94     |
| Unavailable Check Cancellations and Overpayments (Suspense), Army   | 021            | F | 3880 | 000 | -206,877.15       |

## Receipts By Department - Continued

| Classification   | Account Symbol |   |      |     | Amount         |
|--|----------------|---|------|-----|----------------|
|  | AID            | A | MAIN | SUB |                |
| Total, Proprietary Receipts from the Public  |                |   |      |     | 253,098,307.82 |
| <b>Intrabudgetary Receipts Deducted by Agency</b>  |                |   |      |     |                |
| <b>General Fund Accounts:</b><br>Collections of Receivables from Cancelled Accounts  | 021            |   | 3200 | 000 | 45,838,813.32  |
| <b>Budget Clearing Accounts:</b><br>Undistributed Intragovernmental Payments, Army (OPAC-Difference)                                 | 021            | F | 3885 | 007 | -779,370.01    |
| Total, Intrabudgetary Receipts Deducted by Agency  |                |   |      |     | 45,059,443.31  |
| <b>Undistributed Offsetting Receipts</b>   |                |   |      |     |                |
| <b>Trust Fund Accounts:</b><br>Earnings on Investments, Department of the Army General Gift Fund                                     | 021            | X | 8927 | 002 | 68,964.34      |
| Total, Undistributed Offsetting Receipts   |                |   |      |     | 68,964.34      |
| <b>Offsetting Governmental Receipts</b>  |                |   |      |     |                |
| <b>Special Fund Accounts:</b><br>Restoration, Rocky Mountain Arsenal, Army   | 021            | X | 5098 | 001 | 1,362,580.80   |
| Total, Offsetting Governmental Receipts  |                |   |      |     | 1,362,580.80   |
| Total, Department of the Army  |                |   |      |     | 299,589,296.27 |
| <b>Proprietary Receipts from the Public</b>  |                |   |      |     |                |
| <b>Special Fund Accounts:</b><br>Contributions for Burdensharing and Other Cooperative Activities (Poland), Defense                  | 097            | X | 5441 | 009 | 850,000.00     |
| Total, Proprietary Receipts from the Public  |                |   |      |     | 850,000.00     |
| <b>Department of the Navy</b>  |                |   |      |     |                |
| <b>Proprietary Receipts from the Public</b>  |                |   |      |     |                |
| <b>General Fund Accounts:</b><br>Recoveries for Government Property Lost or Damaged, Not Otherwise Classified, Army, Navy, Air Force | 017            |   | 3019 | 000 | 3,464,417.02   |
| Recoveries Under the Foreign Military Sales Program, Army, Navy, Air Force, Defense  | 017            |   | 3041 | 000 | 35,638,698.08  |
| General Fund Proprietary Receipts, Defense Military, Not Otherwise Classified  | 017            |   | 3210 | 000 | 72,937,744.35  |
| <b>Trust Fund Accounts:</b><br>Deposits, Department of the Navy General Gift Fund  | 017            | X | 8716 | 001 | 1,141,668.86   |
| Contributions to United States Naval Academy General Gift Fund   | 017            | X | 8733 | 001 | 23,228,036.44  |
| <b>Budget Clearing Accounts:</b><br>Budget Clearing Account (Suspense), Navy   | 017            | F | 3875 | 001 | -3,697,423.09  |
| Budget Clearing Account (Suspense), Navy (Special)   | 017            | F | 3875 | 004 | 11,708,119.11  |
| Unavailable Check Cancellations and Overpayments (Suspense), Navy  | 017            | F | 3880 | 000 | 1,611,202.77   |
| Total, Proprietary Receipts from the Public  |                |   |      |     | 146,032,463.54 |
| <b>Intrabudgetary Receipts Deducted by Agency</b>  |                |   |      |     |                |
| <b>General Fund Accounts:</b><br>Collections of Receivables from Cancelled Accounts  | 017            |   | 3200 | 000 | 68,162,037.12  |
| <b>Trust Fund Accounts:</b><br>Profits from Sale of Ships, Stores, Navy  | 017            | X | 8723 | 001 | 10,378,266.69  |
| <b>Budget Clearing Accounts:</b><br>Undistributed Intragovernmental Payments, Navy   | 017            | F | 3885 | 000 | -1,299,146.56  |
| Undistributed Intragovernmental Payments, Navy (OPAC-Difference)   | 017            | F | 3885 | 007 | 46,631.21      |
| Total, Intrabudgetary Receipts Deducted by Agency  |                |   |      |     | 77,287,788.46  |
| <b>Undistributed Offsetting Receipts</b>   |                |   |      |     |                |
| <b>Trust Fund Accounts:</b><br>Earnings on Investments, United States Naval Academy General Gift Fund                                | 017            | X | 8733 | 002 | 103,313.11     |
| Total, Undistributed Offsetting Receipts   |                |   |      |     | 103,313.11     |
| Total, Department of the Navy  |                |   |      |     | 223,423,565.11 |
| <b>Department of the Air Force</b>   |                |   |      |     |                |
| <b>Proprietary Receipts from the Public</b>  |                |   |      |     |                |
| <b>General Fund Accounts:</b><br>General Fund Proprietary Interest, Not Otherwise Classified   | 057            |   | 1435 | 000 | 1,203,230.91   |
| Recoveries for Government Property Lost or Damaged, Not Otherwise Classified, Army, Navy, Air Force                                  | 057            |   | 3019 | 000 | 235,256.42     |
| Recoveries Under the Foreign Military Sales Program, Army, Navy, Air Force, Defense  | 057            |   | 3041 | 000 | 39,555,145.18  |
| General Fund Proprietary Receipts, Defense Military, Not Otherwise Classified  | 057            |   | 3210 | 000 | 81,048,036.85  |
| <b>Trust Fund Accounts:</b><br>Deposits, Department of the Air Force General Gift Fund   | 057            | X | 8928 | 001 | 5,668,479.23   |
| <b>Budget Clearing Accounts:</b><br>Budget Clearing Account (Suspense), Air Force  | 057            | F | 3875 | 001 | -2,113,166.97  |
| Unavailable Check Cancellations and Overpayments (Suspense), Air Force   | 057            | F | 3880 | 000 | 1,387,526.80   |
| Total, Proprietary Receipts from the Public  |                |   |      |     | 126,984,508.42 |
| <b>Intrabudgetary Receipts Deducted by Agency</b>  |                |   |      |     |                |

# Receipts By Department - Continued

| Classification   | Account Symbol |   |      |     | Amount           |
|--|----------------|---|------|-----|------------------|
|  | AID            | A | MAIN | SUB |                  |
| <b>General Fund Accounts:</b><br>Collections of Receivables from Cancelled Accounts  | 057            |   | 3200 | 000 | 87,538,613.92    |
| <b>Budget Clearing Accounts:</b><br>Undistributed Intragovernmental Payments, Air Force (OPAC-Difference)  | 057            | F | 3885 | 007 | -271,277,311.62  |
| Total, Intradepartmental Receipts Deducted by Agency   |                |   |      |     | -183,738,697.70  |
| <b>Undistributed Offsetting Receipts</b>   |                |   |      |     |                  |
| <b>Trust Fund Accounts:</b><br>Earnings on Investments, Department of the Air Force General Gift Fund  | 057            | X | 8928 | 002 | 248.86           |
| Total, Undistributed Offsetting Receipts   |                |   |      |     | 248.86           |
| Total, Department of the Air Force   |                |   |      |     | -56,753,940.42   |
| <b>Defense Agencies</b>  |                |   |      |     |                  |
| <b>Budget Receipts</b>   |                |   |      |     |                  |
| <b>Trust Fund Accounts:</b><br>Contributions from Kuwait, Host Nation Support for U.S. Relocation Activities   | 097            | X | 8337 | 001 | 95,105,237.60    |
| Contributions from Japan, Host Nation Support for U.S. Relocation Activities   | 097            | X | 8337 | 003 | 200,291.94       |
| Contributions from South Korea, Host Nation Support for U.S. Relocation Activities   | 097            | X | 8337 | 004 | 15,473,442.39    |
| Contributions from Japan, Support for U.S. Relocation to Guam Activities, Defense  | 097            | X | 8358 | 001 | 340,900,000.00   |
| Total, Budget Receipts   |                |   |      |     | 451,678,971.93   |
| <b>Proprietary Receipts from the Public</b>  |                |   |      |     |                  |
| <b>General Fund Accounts:</b><br>Deposits for Survivor Annuity Benefits, Army, Navy, Air Force, Defense  | 097            |   | 2462 | 000 | 29,011,789.18    |
| Sale of Scrap and Salvage Materials, Defense   | 097            |   | 2651 | 000 | 10,191.08        |
| Defense Production Act, Negative Subsidies, Defense  | 097            |   | 2692 | 001 | 24,772,200.00    |
| Family Housing Improvement Fund, Downward Reestimates of Subsidies, Defense  | 097            |   | 2761 | 003 | 90,623,029.02    |
| Recoveries for Government Property Lost or Damaged, Not Otherwise Classified, Army, Navy, Air Force  | 097            |   | 3019 | 000 | 1,468.86         |
| Recoveries Under the Foreign Military Sales Program, Army, Navy, Air Force, Defense  | 097            |   | 3041 | 000 | 83,605,756.70    |
| General Fund Proprietary Receipts, Defense Military, Not Otherwise Classified  | 097            |   | 3210 | 000 | 79,298,279.70    |
| <b>Special Fund Accounts:</b><br>Disposal of Department of Defense Real Property for Navy  | 097            | X | 5188 | 017 | 803,504.75       |
| Disposal of Department of Defense Real Property for Army   | 097            | X | 5188 | 021 | 4,851,358.94     |
| Disposal of Department of Defense Real Property for Air Force  | 097            | X | 5188 | 057 | 4,934,781.90     |
| Lease of Department of Defense Real Property for Navy  | 097            | X | 5189 | 017 | 9,244,077.81     |
| Lease of Department of Defense Real Property for Army  | 097            | X | 5189 | 021 | 20,150,649.13    |
| Lease of Department of Defense Real Property for Air Force   | 097            | X | 5189 | 057 | 12,514,994.35    |
| Burden Sharing Contribution, Defense (Kuwait)  | 097            | X | 5441 | 001 | 50,018,947.01    |
| Burden Sharing Contribution, Defense (Japan)   | 097            | X | 5441 | 003 | 181,607,387.37   |
| Burden Sharing Contribution, Defense (South Korea)   | 097            | X | 5441 | 004 | 481,722,502.62   |
| Collections, Contributions to the Cooperative Threat Reduction Program, Defense  | 097            |   | 5751 | 001 | 3,726,456.81     |
| Contributions from Applicants, Renewable Energy Impact Assessments and Mitigation, Defense   | 097            | X | 5753 | 001 | 205,000.00       |
| <b>Trust Fund Accounts:</b><br>Contributions, Department of Defense General Gift Fund Deposits, Defense  | 097            | X | 8163 | 001 | 103,131.38       |
| <b>Budget Clearing Accounts:</b><br>Budget Clearing Account (Suspense), Defense  | 097            | F | 3875 | 001 | 61,258,740.14    |
| Unavailable Check Cancellations and Overpayments (Suspense), Secretary of Defense  | 097            | F | 3880 | 000 | -43,222.37       |
| Total, Proprietary Receipts from the Public  |                |   |      |     | 1,138,421,024.38 |
| <b>Intradepartmental Receipts Deducted by Agency</b>   |                |   |      |     |                  |
| <b>General Fund Accounts:</b><br>Recoveries from Federal Agencies Resulting from Reductions in the Civilian Salaries of Military Retirees, Federal Funds | 097            |   | 3102 | 001 | 82.96            |
| Collections of Receivables from Cancelled Accounts   | 097            |   | 3200 | 000 | 14,504,420.26    |
| <b>Special Fund Accounts:</b><br>Earnings on Investments, Defense Cooperation Account  | 097            | X | 5187 | 002 | 307,455.50       |
| <b>Trust Fund Accounts:</b><br>Employing Agency Contributions, Defense   | 097            | X | 8165 | 001 | 3,618,837.41     |
| Employing Agency Contributions, Voluntary Separation Incentive Fund  | 097            | X | 8335 | 001 | 13,000,000.00    |
| <b>Budget Clearing Accounts:</b><br>Undistributed Intragovernmental Payments, Defense  | 097            | F | 3885 | 000 | -1,385.91        |
| Undistributed Intragovernmental Payments, Defense (OPAC-Difference)  | 097            | F | 3885 | 007 | 5,399,925.56     |
| Total, Intradepartmental Receipts Deducted by Agency   |                |   |      |     | 36,829,335.78    |
| <b>Undistributed Offsetting Receipts</b>   |                |   |      |     |                  |
| <b>Trust Fund Accounts:</b><br>Earnings on Investments, National Security Education Trust Fund   | 097            | X | 8168 | 002 | 90,755.66        |
| Earnings on Investments, Voluntary Separation Incentive Fund   | 097            | X | 8335 | 002 | 3,425,457.25     |
| Earnings on Investments, Host Nation Support for U.S. Relocation Activities  | 097            | X | 8337 | 002 | 6,259,092.53     |
| Earnings on Investments, Support for U.S. Relocation to Guam Activities, Defense   | 097            | X | 8358 | 002 | 42,932,790.19    |
| Total, Undistributed Offsetting Receipts   |                |   |      |     | 52,708,095.63    |
| Total, Defense Agencies  |                |   |      |     | 1,679,637,427.72 |
| Total, Department of Defense--Military Programs  |                |   |      |     | 2,146,746,348.68 |
| <b>Department of Education</b>   |                |   |      |     |                  |
| <b>Proprietary Receipts from the Public</b>  |                |   |      |     |                  |

## Receipts By Department - Continued

| Classification  | Account Symbol |   |      |     | Amount             |
|---|----------------|---|------|-----|--------------------|
|   | AID            | A | MAIN | SUB |                    |
| <b>General Fund Accounts:</b>   |                |   |      |     |                    |
| General Fund Proprietary Interest, Not Otherwise Classified   | 091            |   | 1435 | 000 | 492,107.44         |
| Federal Family Education Loan Program, Negative Subsidies   | 091            |   | 2718 | 001 | 13,647,235,004.00  |
| Federal Family Education Loan Program, Downward Reestimates of Subsidies  | 091            |   | 2718 | 003 | 899,176,315.00     |
| College Housing and Academic Facilities Loan, Downward Reestimates of Subsidies, Education                                | 091            |   | 2741 | 003 | 38,713,461.07      |
| Federal Direct Student Loan Program, Negative Subsidies, Education  | 091            |   | 2781 | 001 | 321,980,031,285.00 |
| Federal Direct Loan Program, Downward Reestimates of Subsidies, Education   | 091            |   | 2781 | 003 | 10,049,156,091.00  |
| Teach Grant Program, Negative Subsidies, Education  | 091            |   | 2794 | 001 | 51,589,402.00      |
| Teach Grant Program, Downward Reestimates of Subsidies, Education   | 091            |   | 2794 | 003 | 11,407,400.00      |
| Repayments of Loans, Capital Contributions, Higher Educational Activities, Education                                      | 091            |   | 2915 | 000 | 548,024,706.94     |
| General Fund Proprietary Receipts, Not Otherwise Classified, All Other  | 091            |   | 3220 | 000 | 58,423,608.76      |
| <b>Special Fund Accounts:</b>   |                |   |      |     |                    |
| Student Financial Assistance Debt Collection, Education   | 091            | X | 5557 | 001 | 2,721,444.62       |
| <b>Trust Fund Accounts:</b>   |                |   |      |     |                    |
| Contributions, Education  | 091            | X | 8258 | 001 | 381,000.00         |
| <b>Budget Clearing Accounts:</b>  |                |   |      |     |                    |
| Budget Clearing Account (Suspense), Education   | 091            | F | 3875 | 000 | 388,304,856.53     |
| Total, Proprietary Receipts from the Public   |                |   |      |     | 347,675,656,682.36 |
| <b>Intrabudgetary Receipts Deducted by Agency</b>   |                |   |      |     |                    |
| <b>Budget Clearing Accounts:</b>  |                |   |      |     |                    |
| Undistributed Intragovernmental Payments, Education   | 091            | F | 3885 | 000 | -61,906,973.07     |
| Total, Intrabudgetary Receipts Deducted by Agency   |                |   |      |     | -61,906,973.07     |
| Total, Department of Education  |                |   |      |     | 347,613,749,709.29 |
| <b>Department of Energy</b>   |                |   |      |     |                    |
| <b>Budget Receipts</b>  |                |   |      |     |                    |
| <b>Special Fund Accounts:</b>   |                |   |      |     |                    |
| Licenses Under Federal Power Act from Public Lands and National Forests, Payment to States                                | 089            |   | 5105 | 000 | 3,361,432.00       |
| Total, Budget Receipts  |                |   |      |     | 3,361,432.00       |
| <b>Proprietary Receipts from the Public</b>   |                |   |      |     |                    |
| <b>General Fund Accounts:</b>   |                |   |      |     |                    |
| General Fund Proprietary Interest, Not Otherwise Classified   | 089            |   | 1435 | 000 | 22,633.19          |
| Sale of Strategic Petroleum Reserve Oil, Energy   | 089            |   | 2234 | 000 | 1,910,703,295.12   |
| Sale and Transmission of Electric Energy, Falcon Dam, Energy  | 089            |   | 2245 | 000 | 500,000.00         |
| Sale and Transmission of Electric Energy, Southwestern Power Administration   | 089            |   | 2247 | 000 | 28,578,675.22      |
| Sale and Transmission of Electric Energy, Southeastern Power Administration   | 089            |   | 2248 | 000 | 136,013,577.23     |
| Title 17 Innovative Technology Loan Guarantees, Negative Subsidies, Energy  | 089            |   | 2679 | 001 | 15,016,570.15      |
| DOE ATVM Direct Loans Downward Reestimate Account, Energy   | 089            |   | 2795 | 003 | 80,846,191.31      |
| DOE Loan Guarantees (Section 1705 Recovery Act) Downward Reestimate Account, Energy                                       | 089            |   | 2796 | 003 | 126,248,357.86     |
| DOE Loan Guarantees (Section 1703) Downward Reestimate Account, Energy  | 089            |   | 2797 | 003 | 98,176,904.54      |
| Repayments on Miscellaneous Recoverable Costs, Not Otherwise Classified, Energy   | 089            |   | 2889 | 000 | 48,914,352.02      |
| General Fund Proprietary Receipts, Not Otherwise Classified, All Other  | 089            |   | 3220 | 000 | 59,530,170.94      |
| <b>Special Fund Accounts:</b>   |                |   |      |     |                    |
| Sale of Electric Energy, Bonneville Power Administration, Reclamation Fund, Interior                                      | 089            |   | 5000 | 026 | 956,574.72         |
| Sale of Power and Other Utilities, Reclamation Fund, Energy   | 089            |   | 5000 | 027 | 71,994,965.03      |
| Falcon and Amistad Operating and Maintenance Fund, Energy   | 089            |   | 5178 | 001 | 86,221.38          |
| <b>Trust Fund Accounts:</b>   |                |   |      |     |                    |
| Gifts and Donations, Energy   | 089            | X | 8576 | 001 | 31,850.00          |
| <b>Budget Clearing Accounts:</b>  |                |   |      |     |                    |
| Budget Clearing Account (Suspense), Energy  | 089            | F | 3875 | 000 | -5,556,438.07      |
| Total, Proprietary Receipts from the Public   |                |   |      |     | 2,572,063,900.64   |
| <b>Intrabudgetary Receipts Deducted by Agency</b>   |                |   |      |     |                    |
| <b>General Fund Accounts:</b>   |                |   |      |     |                    |
| Collections of Receivables from Cancelled Accounts, Energy  | 089            |   | 3200 | 000 | 938,373.06         |
| <b>Special Fund Accounts:</b>   |                |   |      |     |                    |
| Earnings on Investments, Nuclear Waste Disposal Fund, Energy  | 089            | X | 5227 | 002 | 1,649,263,740.37   |
| Earnings on Investments, Energy   | 089            | X | 5231 | 002 | 42,297,661.96      |
| General Fund Payment - Defense, Energy  | 089            | X | 5231 | 004 | 586,035,000.00     |
| <b>Budget Clearing Accounts:</b>  |                |   |      |     |                    |
| Undistributed Intragovernmental Payments, Energy  | 089            | F | 3885 | 000 | 21,739,364.12      |
| Total, Intrabudgetary Receipts Deducted by Agency   |                |   |      |     | 2,300,274,139.51   |
| <b>Offsetting Governmental Receipts</b>   |                |   |      |     |                    |
| <b>General Fund Accounts:</b>   |                |   |      |     |                    |
| Fees and Recoveries, Federal Energy Regulatory Commissions, Energy  | 089            |   | 0894 | 000 | 3,310,370.18       |
| Total, Offsetting Governmental Receipts   |                |   |      |     | 3,310,370.18       |
| Total, Department of Energy   |                |   |      |     | 4,879,009,842.33   |
| <b>Department of Health and Human Services</b>  |                |   |      |     |                    |
| <b>Budget Receipts</b>  |                |   |      |     |                    |
| <b>General Fund Accounts:</b>   |                |   |      |     |                    |
| Fines, Penalties, and Forfeitures, Not Otherwise Classified, Centers for Medicare and Medicaid Services, Health and Human | 075            |   | 1099 | 005 | 106,413.72         |
| Fines, Penalties, and Forfeitures, Not Otherwise Classified, Food & Drug Administration, Health and Human Services        | 075            |   | 1099 | 006 | 322,754.69         |



# Receipts By Department - Continued

| Classification  | Account Symbol |   |      |     | Amount             |
|---|----------------|---|------|-----|--------------------|
|   | AID            | A | MAIN | SUB |                    |
| <b>Special Fund Accounts:</b><br>Receipts, Risk Adjustment Program, Centers for Medicare and Medicaid Services  | 075            | X | 5733 | 001 | 9,417,493,359.59   |
| <b>Trust Fund Accounts:</b><br>Fee on Branded Prescription Pharmaceutical Manufacturers and Importers, Federal Supplementary Medical Insurance Trust Fund | 075            | X | 8004 | 008 | 2,797,439,207.49   |
| Federal Hospital Insurance Trust Fund - Treasury Managed  | 075            | X | 8005 | 000 | -8,819.38          |
| Transfers from General Fund of Amounts Equal to FICA Taxes, Federal Hospital Insurance Trust Fund   | 075            | X | 8005 | 001 | 334,673,310,372.60 |
| Receipts from Railroad Retirement Account, Federal Hospital Insurance Trust Fund  | 075            | X | 8005 | 010 | 573,200,000.00     |
| Transfers from General Fund of Amounts Equal to SECA Taxes, Federal Hospital Insurance Trust Fund   | 075            | X | 8005 | 011 | 22,516,119,532.75  |
| Federal Hospital Insurance Trust Fund Civil Penalties and Damages   | 075            | X | 8005 | 049 | 396,932,018.50     |
| Transfer from General Fund of Amounts Equivalent to Certain Taxes, Vaccine Injury Compensation Trust Fund, Health and Human                               | 075            | X | 8175 | 001 | 219,804,202.10     |
| Total, Budget Receipts  |                |   |      |     | 370,594,719,042.06 |
| <b>Proprietary Receipts from the Public</b>   |                |   |      |     |                    |
| <b>General Fund Accounts:</b><br>General Fund Proprietary Interest, Not Otherwise Classified, Office of the Secretary, Health and Human Services          | 075            |   | 1435 | 001 | 120,003,251.94     |
| General Fund Proprietary Interest, Not Otherwise Classified, Centers for Medicare and Medicaid Services, Health and Human                                 | 075            |   | 1435 | 005 | 86,724,108.42      |
| General Fund Proprietary Interest, Not Otherwise Classified, Food & Drug Administration, Health and Human Services  | 075            |   | 1435 | 006 | 793,670.88         |
| General Fund Proprietary Interest, Not Otherwise Classified, Centers for Disease Control, Health and Human Service  | 075            |   | 1435 | 009 | 6,720.00           |
| Consumer Operated and Oriented Plan Direct Loan Program, Downward Reestimates of Subsidies, Health and Human Services                                     | 075            |   | 2674 | 003 | 2,943,250.28       |
| Health Center Guarantee Loan Program, Negative Subsidy  | 075            |   | 2758 | 003 | 339,009.66         |
| Federal Share of Child Support Collections, HHS, ACF  | 075            |   | 3107 | 000 | 540,831,233.96     |
| General Fund Proprietary Receipts, Not Otherwise Classified, All Other  | 075            |   | 3220 | 000 | 3,855.53           |
| General Fund Proprietary Receipts, Not Otherwise Classified, All Other, Office of the Secretary, Health and Human Services                                | 075            |   | 3220 | 001 | 111,404,212.80     |
| General Fund Proprietary Receipts, Not Otherwise Classified, All Other, Centers for Medicare and Medicaid Services, Health                                | 075            |   | 3220 | 005 | 270,032,781.32     |
| General Fund Proprietary Receipts, Not Otherwise Classified, All Other, Food & Drug Administration, Health and Human Services                             | 075            |   | 3220 | 006 | 3,586,148.05       |
| General Fund Proprietary Receipts, Not Otherwise Classified, All Other, National Institutes of Health, Health and Human                                   | 075            |   | 3220 | 008 | 2,711,002.16       |
| General Fund Proprietary Receipts, Not Otherwise Classified, All Other, Centers for Disease Control, Health and Human Service                             | 075            |   | 3220 | 009 | 2,215,067.88       |
| General Fund Proprietary Receipts, Not Otherwise Classified, All Other, Indian Health Service, Health and Human Services                                  | 075            |   | 3220 | 010 | 2,755,415.55       |
| <b>Special Fund Accounts:</b><br>Rents and Charges for Quarters, Indian Health Services, Health and Human Services  | 075            | X | 5071 | 001 | 10,093,958.71      |
| Cooperative Research and Development Agreements, National Institutes of Health  | 075            | X | 5145 | 001 | 56,849,466.44      |
| Cooperative Research and Development Agreements, Centers for Disease Control, Health and Human Services   | 075            | X | 5146 | 001 | 1,614,411.07       |
| Cooperative Research and Development Agreements, Food and Drug Administration, Health and Human Services  | 075            | X | 5148 | 001 | 1,127,360.00       |
| <b>Trust Fund Accounts:</b><br>Premiums Collected for the Aged, Federal Supplementary Medical Insurance Trust Fund  | 075            | X | 8004 | 005 | 116,600,289,511.27 |
| Premiums Collected for the Disabled, Federal Supplementary Medical Insurance Trust Fund   | 075            | X | 8004 | 007 | 14,379,760,833.40  |
| Other Proprietary Receipts, Federal Supplementary Medical Insurance Trust Fund  | 075            | X | 8004 | 029 | 984,839.18         |
| Premiums Collected, Medicare Prescription Drug Account, FSMI  | 075            | X | 8004 | 035 | 6,108,413,301.17   |
| Payments from States, Medicare Prescription Drug Accounts, FSMI   | 075            | X | 8004 | 036 | 15,106,032,807.98  |
| Basic Premiums, Medicare Advantage, FSMI  | 075            | X | 8004 | 040 | 291,239,708.38     |
| Gifts, Federal Supplementary Medical Insurance Trust Fund   | 075            | X | 8004 | 042 | 125.78             |
| Medicare Refunds, Federal Supplementary Medical Insurance Trust Fund  | 075            | X | 8004 | 045 | 5,956,060,856.00   |
| Affordable Care Act Medicare Shared Savings Models, FSMI  | 075            | X | 8004 | 048 | 174,088,810.43     |
| Affordable Care Act Medicare Shared Savings Models, HI  | 075            | X | 8005 | 008 | 66,299,968.98      |
| Premiums Collected for Uninsured Individuals Not Otherwise Eligible, Federal Hospital Insurance Trust Fund  | 075            | X | 8005 | 009 | 4,650,674,008.24   |
| Other Proprietary Receipts, Federal Hospital Insurance Trust Fund   | 075            | X | 8005 | 029 | 1,319,928.75       |
| Basic Premiums, Medicare Advantage, FHI   | 075            | X | 8005 | 040 | 206,417,841.48     |
| Gifts, Federal Hospital Insurance Trust Fund  | 075            | X | 8005 | 042 | 125.72             |
| Medicare Refunds, Federal Hospital Insurance Trust Fund   | 075            | X | 8005 | 053 | 13,216,372,131.00  |
| Contributions, Indian Health Facilities, Indian Health Services   | 075            | X | 8073 | 001 | 2,069,987.00       |
| Contributions to National Institutes of Health Unconditional Gift Fund, Health and Human Services   | 075            | X | 8248 | 001 | 2,196,494.43       |
| Gifts and Donations, Centers for Disease Control  | 075            | X | 8250 | 001 | 12,046,439.71      |
| Contributions to National Institutes of Health Conditional Gift Fund  | 075            | X | 8253 | 001 | 46,186,676.12      |
| Contributions to the Indian Health Service Gift Fund  | 075            | X | 8511 | 001 | 79,370.00          |
| Deposits, Patients' Benefit Fund, National Fund, National Institutes of Health  | 075            | X | 8888 | 001 | 302,012.70         |
| <b>Budget Clearing Accounts:</b><br>Budget Clearing Account (Suspense), Departmental Management   | 075            | F | 3875 | 001 | 4,663,664.86       |
| Budget Clearing Account (Suspense), Food and Drug Administration  | 075            | F | 3875 | 006 | -18,317,483.05     |
| Budget Clearing Account (Suspense), Program Support Center (DPM)  | 075            | F | 3875 | 007 | -241,940,444.23    |
| Budget Clearing Account (Suspense), National Institutes of Health   | 075            | F | 3875 | 008 | -1,635,997.26      |
| Budget Clearing Account (Suspense), Indian Health Services, Health and Human Services   | 075            | F | 3875 | 010 | 14,679,436.61      |
| Total, Proprietary Receipts from the Public   |                |   |      |     | 177,792,319,880.38 |
| <b>Intrabudgetary Receipts Deducted by Agency</b>   |                |   |      |     |                    |
| <b>General Fund Accounts:</b><br>Collections of Receivables from Canceled Accounts, Office of the Secretary, Health and Human Services                    | 075            |   | 3200 | 001 | 2,582,434.20       |
| <b>Special Fund Accounts:</b><br>Interest, Child Enrollment Contingency Fund, Centers for Medicare and Medicaid Services, Health and Human Services       | 075            | X | 5551 | 002 | 678,759,109.65     |
| General Fund Payment, NIH Innovation, CURES Act   | 075            |   | 5628 | 001 | 1,085,000,000.00   |
| General Fund Payment, FDA Innovation, CURES Act   | 075            |   | 5629 | 001 | 50,000,000.00      |
| Transfers from Presidential Election Campaign Fund, 10-Year PRIF, National Institutes of Health   | 075            |   | 5736 | 001 | 47,480,000.00      |
| <b>Trust Fund Accounts:</b><br>Federal Contributions, Federal Supplementary Medical Insurance Trust Fund  | 075            | X | 8004 | 001 | 347,691,590,035.90 |
| Miscellaneous Federal Payments, Federal Supplementary Medical Insurance Trust Fund  | 075            | X | 8004 | 006 | 1,712,938.05       |
| Federal Contributions for Administrative Costs, Medicare Prescription Drug Account, FSMI  | 075            | X | 8004 | 046 | 600,000,000.00     |
| Federal Contributions for Benefits, Medicare Prescription Drug Account, FSMI  | 075            | X | 8004 | 047 | 95,582,147,274.60  |
| Payments from the General Fund, Federal Hospital Insurance Trust Fund   | 075            | X | 8005 | 006 | 1,043,520,236.25   |
| Federal Hospital Trust Fund, Transfer from General Fund (OASI) Taxes  | 075            | X | 8005 | 035 | 34,968,000,000.00  |
| Payments from the General Fund for Health Care Fraud and Abuse Control Account, Fraud and Abuse Control Program, Federal                                  | 075            | X | 8005 | 044 | 160,177,645.00     |
| Federal Hospital Insurance Trust Fund Transfers from the General Fund (Criminal Fines)  | 075            | X | 8005 | 046 | 13,131,761.32      |
| Federal Hospital Insurance Trust Fund Transfers from the General Fund (Civil Monetary Penalties)  | 075            | X | 8005 | 047 | 32,777,960.13      |
| Federal Hospital Insurance Trust Fund Transfers from the General Fund (Asset Forfeiture)  | 075            | X | 8005 | 048 | 119,012,380.04     |
| <b>Budget Clearing Accounts:</b><br>Undistributed Intragovernmental Payrolls, Health and Human Services   | 075            | F | 3870 | 000 | -29,852,108.32     |
| Undistributed Intragovernmental Payments, Departmental Management   | 075            | F | 3885 | 001 | -20,821,092.52     |
| Undistributed Intragovernmental Payments, Food and Drug Administration  | 075            | F | 3885 | 006 | 17,969,767.23      |
| Undistributed Intragovernmental Payments, National Institutes of Health   | 075            | F | 3885 | 008 | 332,685.21         |
| Total, Intrabudgetary Receipts Deducted by Agency   |                |   |      |     | 482,043,521,026.74 |

## Receipts By Department - Continued

| Classification   | Account Symbol |   |      |     | Amount               |
|--|----------------|---|------|-----|----------------------|
|  | AID            | A | MAIN | SUB |                      |
| <b>Undistributed Offsetting Receipts</b>   |                |   |      |     |                      |
| <b>Trust Fund Accounts:</b>  |                |   |      |     |                      |
| Earnings on Investments, Federal Supplementary Medical Insurance Trust Fund  | 075            | X | 8004 | 002 | 4,190,019,704.72     |
| Interest, Medicare Prescription Drug Account, FSMI   | 075            | X | 8004 | 037 | 212,877,767.30       |
| Earnings on Investments, Federal Hospital Insurance Trust Fund   | 075            | X | 8005 | 002 | 5,334,557,120.67     |
| Interest Payments by Railroad Retirement Board, Federal Hospital Insurance Trust Fund                                      | 075            | X | 8005 | 005 | 15,249,000.00        |
| Transfers from General Fund of Amounts Equal to Federal Employer Contributions for FICA Taxes, Federal Hospital Insurance  | 075            | X | 8005 | 012 | 4,595,000,000.00     |
| Postal Service Employer Contributions, Federal Hospital Insurance Trust Fund   | 075            | X | 8005 | 013 | 727,000,000.00       |
| Earnings on Investments, Vaccine Injury Compensation Trust Fund  | 075            | X | 8175 | 002 | 148,121,424.28       |
| Earnings on Investments, National Institutes of Health Unconditional Gift Fund, Health and Human Services                  | 075            | X | 8248 | 002 | 1,181,958.37         |
| Earnings on Investments, National Institutes of Health Conditional Gift Fund   | 075            | X | 8253 | 002 | 24,197.88            |
| Earnings on Investments, Public Health Service Conditional Gift Fund   | 075            | X | 8254 | 002 | 7,560.67             |
| Earnings and Investments, Office of the Secretary Gift Fund  | 075            | X | 8514 | 002 | 2,000,000.00         |
| Earnings on Investments, Patients' Benefit Fund, National Institutes of Health   | 075            | X | 8888 | 002 | 13,897.04            |
| Earnings on Investments, Patients' Benefit Fund, Public Health Service Hospitals, Health Resources and Services            | 075            | X | 8889 | 002 | 1,689.00             |
| Total, Undistributed Offsetting Receipts   |                |   |      |     | 15,226,054,319.93    |
| Total, Department of Health and Human Services   |                |   |      |     | 1,045,656,614,269.11 |
| <b>Department of Homeland Security</b>   |                |   |      |     |                      |
| <b>Budget Receipts</b>   |                |   |      |     |                      |
| <b>General Fund Accounts:</b>  |                |   |      |     |                      |
| Excise Taxes, U.S. Customs and Border Protection, Homeland Security  | 070            |   | 0152 | 000 | 4,218,409,623.74     |
| Breached Bond Penalties, Immigration and Customs Enforcement, Homeland Security  | 070            |   | 0834 | 000 | 8,000,000.00         |
| Temporary L-1 Visa Fee Increase, U.S. Citizenship and Immigration Services, Homeland Security                              | 070            |   | 2426 | 000 | 2,517,845.00         |
| Temporary H-1B Visa Fee Increase, U.S. Citizenship and Immigration Services, Homeland Security                             | 070            |   | 2427 | 000 | 10,474,000.00        |
| <b>Special Fund Accounts:</b>  |                |   |      |     |                      |
| Civil Penalties, Failure to Depart and Document Fraud, Immigration Enforcement Account, U.S. Immigration and Customs       | 070            | X | 5451 | 003 | 6,231.00             |
| Electronic System for Travel Authorization (ESTA) Fees, U.S. Customs and Border Protection, Homeland Security              | 070            | X | 5595 | 001 | 47,165,532.00        |
| Deposits, Duties and Taxes, Puerto Rico, USCS, Homeland Security   | 070            | X | 5687 | 001 | 303,829,153.63       |
| <b>Trust Fund Accounts:</b>  |                |   |      |     |                      |
| Transfers from the General Fund for the Sport Fish Restoration Account, Aquatic Resources Trust Fund                       | 070            | X | 8147 | 002 | 574,997,707.06       |
| Custom Duties, Aquatic Resources Trust Fund, Sport Fish Restoration  | 070            | X | 8147 | 005 | 80,231,888.85        |
| Transfers from General Fund of Amount Equal to Certain Taxes, Oil Spill Liability Trust Fund                               | 070            | X | 8185 | 001 | 346,815,912.73       |
| Fines and Penalties, Oil Spill Liability Trust Fund, Homeland Security   | 070            | X | 8185 | 003 | 67,310,314.17        |
| Proceeds of Sales of Unclaimed, Abandoned, and Seized Goods, USCS, Homeland Security                                       | 070            | X | 8789 | 001 | 3,776,469.96         |
| Total, Budget Receipts   |                |   |      |     | 5,663,534,678.14     |
| <b>Proprietary Receipts from the Public</b>  |                |   |      |     |                      |
| <b>General Fund Accounts:</b>  |                |   |      |     |                      |
| General Fund Proprietary Interest, Not Otherwise Classified  | 070            |   | 1435 | 000 | 73,207,462.13        |
| General Fund Proprietary Receipts, Not Otherwise Classified, All Other   | 070            |   | 3220 | 000 | 29,110,655.04        |
| <b>Special Fund Accounts:</b>  |                |   |      |     |                      |
| Unclaimed Checkpoint Money, Transportation Security Administration, Homeland Security                                      | 070            | X | 5390 | 001 | 956,253.38           |
| Fees, APEC Business Travel Card Account, Customs and Border Protection, Homeland Security                                  | 070            | X | 5569 | 001 | 1,850,865.00         |
| Fees, Customs and Border Protection Services at User Fee Facilities, U.S. Customs and Border Protection, Homeland Security | 070            |   | 5694 | 000 | 25,744,861.69        |
| Fees, National Flood Insurance Reserve Fund, Homeland Security   | 070            | X | 5701 | 001 | 919,262,414.00       |
| Sale of Real Property, U.S. Coast Guard Housing Special Fund, Coast Guard, Homeland Security                               | 070            |   | 5710 | 003 | 7,524,111.31         |
| <b>Trust Fund Accounts:</b>  |                |   |      |     |                      |
| Recoveries, Oil Spill Liability Trust Fund, Homeland Security  | 070            | X | 8185 | 004 | 80,428,541.57        |
| <b>Budget Clearing Accounts:</b>   |                |   |      |     |                      |
| Proceeds of Sales, Personal Property   | 070            | F | 3845 | 005 | -7,067,608.64        |
| Proceeds of Sales, Personal Property   | 070            | F | 3845 | 007 | 41,778.20            |
| Proceeds of Sales, Personal Property   | 070            | F | 3845 | 019 | -19,838.65           |
| Budget Clearing Account (Suspense)   | 070            | F | 3875 | 001 | 97,426.57            |
| Budget Clearing Account (Suspense)   | 070            | F | 3875 | 006 | -44,159,658.73       |
| Budget Clearing Account (Suspense)   | 070            | F | 3875 | 011 | -7,191,816.81        |
| Budget Clearing Account (Suspense)   | 070            | F | 3875 | 019 | -26,816.04           |
| Budget Clearing Account  | 070            | F | 3875 | 023 | -407,650.45          |
| Total, Proprietary Receipts from the Public  |                |   |      |     | 1,079,350,979.57     |
| <b>Intrabudgetary Receipts Deducted by Agency</b>  |                |   |      |     |                      |
| <b>General Fund Accounts:</b>  |                |   |      |     |                      |
| Collections of Receivables from Cancelled Accounts   | 070            |   | 3200 | 000 | 3,687,159.53         |
| <b>Special Fund Accounts:</b>  |                |   |      |     |                      |
| Earnings on Investments, National Flood Insurance Reserve Fund, Homeland Security  | 070            | X | 5701 | 002 | 36,283,009.24        |
| <b>Budget Clearing Accounts:</b>   |                |   |      |     |                      |
| Undistributed Intragovernmental Payments   | 070            | F | 3885 | 006 | -307,584,167.67      |
| Undistributed Intragovernmental Payments   | 070            | F | 3885 | 011 | -90,448,931.69       |
| Undistributed Intergovernmental Payment  | 070            | F | 3885 | 012 | 387,163.94           |
| Undistributed Intergovernmental Payments, Homeland Security  | 070            | F | 3885 | 021 | 429,620.87           |
| Undistributed Intragovernmental Payments   | 070            | F | 3885 | 023 | 191,417.42           |
| Total, Intrabudgetary Receipts Deducted by Agency  |                |   |      |     | -357,054,728.36      |
| <b>Undistributed Offsetting Receipts</b>   |                |   |      |     |                      |
| <b>Trust Fund Accounts:</b>  |                |   |      |     |                      |
| Earnings on Investments, Aquatic Resources Trust Fund  | 070            | X | 8147 | 003 | 23,727,942.25        |
| Earnings on Investments Oil Spill Liability Trust Fund, Homeland Security  | 070            | X | 8185 | 002 | 235,037,586.43       |
| Earnings on Investments, General Gift Fund, USCG, Homeland Security  | 070            | X | 8533 | 002 | 29,671.92            |
| Total, Undistributed Offsetting Receipts   |                |   |      |     | 258,795,200.60       |
| <b>Offsetting Governmental Receipts</b>  |                |   |      |     |                      |

# Receipts By Department - Continued

| Classification   | Account Symbol |   |      |     | Amount            |
|--|----------------|---|------|-----|-------------------|
|  | AID            | A | MAIN | SUB |                   |
| <b>General Fund Accounts:</b>  |                |   |      |     |                   |
| Tonnage Duty Fees  | 020            |   | 0311 | 000 | 31,763,987.45     |
| Passenger Security Fees Returned to the General Fund, Transportation Security Administration, Homeland Security                | 070            |   | 0900 | 000 | 1,520,000,000.00  |
| Marine Safety User Fees U.S. Coast Guard   | 070            |   | 2421 | 000 | 17,509,986.24     |
| <b>Special Fund Accounts:</b>  |                |   |      |     |                   |
| Immigration User Fees, Homeland Security   | 070            |   | 5087 | 003 | 929,017,717.15    |
| Immigration Examinations Fee Account, Homeland Security  | 070            | X | 5088 | 001 | 4,921,520,079.67  |
| Land Border Inspection Fees, Homeland Security   | 070            | X | 5089 | 001 | 65,896,757.79     |
| H-1B Nonimmigrant Petitioner Account, Homeland Security  | 070            |   | 5106 | 001 | 337,346,010.00    |
| Breached Bond Penalties Greater Than \$8m, Breached Bond Detention Fund, Border and Transportation Security, Homeland Security | 070            | X | 5126 | 001 | 27,861,130.15     |
| Student and Exchange Visitor Fee, Border and Transportation Security, Homeland Security  | 070            | X | 5378 | 001 | 246,909,434.43    |
| Fees, Aviation Security Capital Fund, Transportation Security Administration, Homeland Security                                | 070            | X | 5385 | 001 | 250,000,000.00    |
| H-1B and L Fraud Prevention and Detection Account  | 070            |   | 5389 | 001 | 137,151,912.88    |
| Fines and Penalties, Immigration Enforcement Account, U.S. Customs and Border Protection, Homeland Security                    | 070            | X | 5451 | 001 | 1,338,733.19      |
| Detention and Removal Operations Fees, U.S. Immigration and Customs Enforcement, Homeland Security                             | 070            | X | 5542 | 001 | 381,145.00        |
| International Registered Traveler Program Fund, U.S. Customs and Border Protection, Homeland Security                          | 070            | X | 5543 | 001 | 336,273,500.43    |
| Customs Conveyance, Passenger, and Other Fees, USCS, Homeland Security   | 070            | X | 5695 | 020 | 1,013,725,667.94  |
| Customs Merchandise Processing Fee, USCS, Homeland Security  | 070            |   | 5695 | 030 | 3,192,556,915.99  |
| Temporary L-1 Visa Fees, 9-11 Response and Biometric Exit Account, USCBP, Homeland Security                                    | 070            | X | 5702 | 001 | 2,522,250.00      |
| Temporary H-1B Visa Fees, 9-11 Response and Biometric Exit Account, USCBP, Homeland Security                                   | 070            | X | 5702 | 003 | 10,474,000.00     |
| Fees, EB-5 Integrity Fund, U.S. Citizenship and Immigration Services, Homeland Security  | 070            | X | 5705 | 001 | 8,066,000.00      |
| Total, Offsetting Governmental Receipts  |                |   |      |     | 13,050,315,228.31 |
| Total, Department of Homeland Security   |                |   |      |     | 19,694,941,358.26 |
| <b>Department of Housing and Urban Development</b>   |                |   |      |     |                   |
| <b>Proprietary Receipts from the Public</b>  |                |   |      |     |                   |
| <b>General Fund Accounts:</b>  |                |   |      |     |                   |
| General Fund Proprietary Interest, Not Otherwise Classified  | 086            |   | 1435 | 000 | 158.15            |
| Green Retrofit Program for Multifamily Housing, Downward Reestimates of Subsidies, Housing and Urban Development               | 086            |   | 2678 | 001 | 8,900,748.88      |
| Native Hawaiian Housing Loan Guarantee Fund, Negative Subsidies, Public and Indian Housing, Housing and Urban Development      | 086            |   | 2684 | 000 | 17,040.72         |
| Emergency Homeowners Relief Fund, Downward Reestimates   | 086            |   | 2694 | 003 | 2,543,144.12      |
| Home Ownership Preservation Equity Fund, Downward Reestimates of Subsidies   | 086            |   | 2695 | 003 | 3,227,198.63      |
| FHA-General and Special Risk Insurance, Negative Subsidies   | 086            |   | 2719 | 001 | 308,687,856.96    |
| FHA-General and Special Risk Insurance, Re-Estimates   | 086            |   | 2719 | 003 | 1,620,597,934.41  |
| Indian Housing Loan Guarantee Receipt Account, Downward Reestimates of Subsidies   | 086            |   | 2743 | 003 | 68,062,286.43     |
| Title VI Indian Loan Guaranteed Receipt Account, Downward Reestimates of Subsidies   | 086            |   | 2762 | 003 | 2,562,013.12      |
| Community Development Loan Guarantees, Downward Reestimates of Subsidies   | 086            |   | 2773 | 003 | 921,247.75        |
| Native Hawaiian Housing Loan Guarantees, Downward Reestimates of Subsidies   | 086            |   | 2799 | 003 | 438,028.57        |
| General Fund Proprietary Receipts, Not Otherwise Classified, All Other   | 086            |   | 3220 | 000 | 2,326,437.39      |
| <b>Trust Fund Accounts:</b>  |                |   |      |     |                   |
| Affordable Housing Allocation, Housing Trust Fund, Housing and Urban Development   | 086            | X | 8560 | 001 | 354,303,569.79    |
| <b>Budget Clearing Accounts:</b>   |                |   |      |     |                   |
| Budget Clearing Account (Suspense), Cash Control and Reconciliation Division   | 086            | F | 3875 | 000 | -32,448.44        |
| Budget Clearing Account (Suspense), Cash Control and Reconciliation Division   | 086            | F | 3875 | 001 | 8,412.18          |
| Total, Proprietary Receipts from the Public  |                |   |      |     | 2,372,563,628.66  |
| <b>Intrabudgetary Receipts Deducted by Agency</b>  |                |   |      |     |                   |
| <b>General Fund Accounts:</b>  |                |   |      |     |                   |
| Collections of Receivables from Cancelled Accounts, Housing and Urban Development  | 086            |   | 3200 | 000 | 4,713,155.00      |
| Total, Intrabudgetary Receipts Deducted by Agency  |                |   |      |     | 4,713,155.00      |
| <b>Offsetting Governmental Receipts</b>  |                |   |      |     |                   |
| <b>Trust Fund Accounts:</b>  |                |   |      |     |                   |
| Mobile Home Inspection and Monitoring Fees, Manufactured Housing Fees Trust Fund, Housing and Urban Development                | 086            |   | 8119 | 001 | 13,855,100.00     |
| Total, Offsetting Governmental Receipts  |                |   |      |     | 13,855,100.00     |
| Total, Department of Housing and Urban Development   |                |   |      |     | 2,391,131,883.66  |
| <b>Department of the Interior</b>  |                |   |      |     |                   |
| <b>Budget Receipts</b>   |                |   |      |     |                   |
| <b>Special Fund Accounts:</b>  |                |   |      |     |                   |
| Land and Water Conservation Fund, Motorboat Fuels Tax, National Park Service   | 014            |   | 5005 | 003 | 1,000,000.00      |
| Coal Mining Reclamation Fees, Office of Surface Mining Reclamation and Enforcement   | 014            | X | 5015 | 006 | 94,400,150.97     |
| Federal Aid to Wildlife Restoration Fund 1975  | 014            | X | 5029 | 003 | 997,782,653.99    |
| Deposits, Civil Penalties, Office of Surface Mining Reclamation and Enforcement  | 014            | X | 5063 | 001 | 452,933.29        |
| Migratory Birds Hunting Stamps   | 014            | X | 5137 | 001 | 23,071,144.13     |
| Import Duties on Arms and Ammunition   | 014            | X | 5137 | 002 | 64,262,914.22     |
| Migratory Birds Hunting Stamps (Conservation Easements), U.S. Fish and Wildlife Service, Interior                              | 014            | X | 5137 | 004 | 15,142,418.46     |
| National Indian Gaming Commission, Gaming Activity Fees, Interior  | 014            | X | 5141 | 003 | 27,767,327.73     |
| Fines, Penalties, and Forfeitures, Migratory Bird, North American Wetlands Conservation Fund, United States Fish and Wildlife  | 014            |   | 5241 | 000 | 151,301.64        |
| Total, Budget Receipts   |                |   |      |     | 1,224,030,844.43  |
| <b>Proprietary Receipts from the Public</b>  |                |   |      |     |                   |
| <b>General Fund Accounts:</b>  |                |   |      |     |                   |
| General Fund Proprietary Interest, Not Otherwise Classified  | 014            |   | 1435 | 000 | 25,023,654.67     |
| Rent and Bonuses from Land Leases for Resource Exploration and Extraction, Agriculture and Interior                            | 014            |   | 1811 | 000 | 17,424,216.46     |
| Hardrock Mining Claim Maintenance Fee, Interior  | 014            |   | 2032 | 000 | 61,030,587.00     |
| Royalties on Natural Resources, Not Otherwise Classified, Interior   | 014            |   | 2039 | 000 | 1,054,302,940.05  |
| Sale of Timber, Wildlife and Other Natural Land Products, Not Otherwise Classified, Interior                                   | 014            |   | 2229 | 000 | 9,091,566.37      |
| Sale of Publications and Reproductions, Not Otherwise Classified   | 014            |   | 2259 | 000 | 48,089.00         |
| Fees and Other Charges for Program Administrative Services, Interior   | 014            |   | 2419 | 001 | 46,058.32         |
| Receipts from Grazing Fees, Federal Share, Interior  | 014            |   | 2484 | 000 | 3,893,725.19      |
| Indian Loan Guarantee, Downward Reestimates, Bureau of Indian Affairs  | 014            |   | 2729 | 003 | 21,476,742.00     |
| Indian Direct Loan, Downward Reestimates of Subsidies, Bureau of Indian Affairs  | 014            |   | 2747 | 003 | 567,789.00        |
| Assistance to American Samoa, Direct Loan, Downward Reestimates of Subsidies, Office of Insular Affairs                        | 014            |   | 2774 | 003 | 201,270.85        |

## Receipts By Department - Continued

| Classification  | Account Symbol |   |      |     | Amount            |
|---|----------------|---|------|-----|-------------------|
|   | AID            | A | MAIN | SUB |                   |
| General Fund Proprietary Receipts, Not Otherwise Classified, All Other  | 014            |   | 3220 | 000 | 189,562,804.06    |
| <b>Special Fund Accounts:</b>   |                |   |      |     |                   |
| Miscellaneous Interest, Reclamation Fund, Interior  | 014            |   | 5000 | 021 | 34,889,982.55     |
| Royalties on Natural Resources, Reclamation Fund, Interior  | 014            |   | 5000 | 024 | 3,319,435,724.84  |
| Other, Reclamation Fund, Interior   | 014            |   | 5000 | 028 | 156,971,185.84    |
| Sale of Public Domain, Reclamation Fund, Interior   | 014            |   | 5000 | 029 | 395,720.00        |
| Receipts from Mineral Leasing, Public and Acquired Military Lands (Act February 25, 1920 and December 17, 1981, as            | 014            | X | 5003 | 002 | 4,276,395,307.55  |
| Interest on Late Payment of Coal Mining Reclamation Fees, Office of Surface Mining Reclamation and Enforcement                | 014            | X | 5015 | 007 | 15,603.85         |
| Other, Office of Surface Mining Reclamation and Enforcement   | 014            | X | 5015 | 008 | 62,666.43         |
| Receipts from Grazing, Etc., Public Lands Outside Grazing Districts, Bureau of Land Management                                | 014            | X | 5016 | 000 | 928,046.59        |
| Service Charges, Deposits and Forfeitures, Bureau of Land Management  | 014            | X | 5017 | 001 | 71,770,001.16     |
| Deposits for Road Maintenance and Reconstruction, Bureau of Land Management   | 014            | X | 5018 | 001 | 3,262,003.13      |
| Receipts from Grazing, Etc., Public Lands within Grazing Districts, Bureau of Land Management                                 | 014            | X | 5032 | 000 | 2,280,876.61      |
| Receipts from Grazing, Etc., Public Lands within Grazing Districts, Miscellaneous, Bureau of Land Management                  | 014            | X | 5044 | 000 | 1,010,212.15      |
| Receipts from Oil and Gas Leases, National Petroleum Reserve in Alaska, Office of Natural Resources Revenue, Interior         | 014            | X | 5045 | 001 | 35,737,321.61     |
| Rents and Charges for Quarters, Bureau of Land Management   | 014            | X | 5048 | 001 | 1,023,703.39      |
| Rents and Charges for Quarters, National Park Service   | 014            | X | 5049 | 001 | 27,272,332.86     |
| Rents and Charges for Quarters, United States Fish and Wildlife Service   | 014            | X | 5050 | 001 | 4,044,673.52      |
| Rents and Charges for Quarters, Bureau of Indian Affairs  | 014            | X | 5051 | 001 | 6,067,032.35      |
| Rents and Charges for Quarters, Bureau of Reclamation, Interior   | 014            | X | 5053 | 001 | 310,899.21        |
| Rents and Charges for Quarters, Geological Survey   | 014            | X | 5055 | 001 | 59,995.94         |
| Receipts from Operations of North Platte Project (Gering and Fort Laramie, Goshen, and Pathfinder Irrigation Districts),      | 014            | X | 5058 | 001 | 1,823.74          |
| Delaware Water Gap Route 209 Commercial Operation Fees, National Park Service   | 014            | X | 5076 | 001 | 5,800.00          |
| National Wildlife Refuge Fund, United States Fish and Wildlife Service  | 014            | X | 5091 | 001 | 7,957,005.47      |
| Proceeds from Sales, Water Resource Development Projects, United States Fish and Wildlife Service                             | 014            | X | 5092 | 001 | 227,311.66        |
| Recreation Enhancement Fee Program, Bureau of Reclamation   | 014            | X | 5109 | 001 | 1,217,819.34      |
| Recreational Fee Demonstration Program, National Park Service   | 014            | X | 5110 | 001 | 358,155,863.79    |
| Receipts from Clark County, Nevada Land Sales, 15% Fund, Bureau of Land Management  | 014            | X | 5129 | 001 | 6,309,000.00      |
| Revenues, Indian Arts and Crafts Board  | 014            | X | 5130 | 001 | 38,285.35         |
| Grazing Fees for Range Improvements, Taylor Grazing Act, as Amended   | 014            | X | 5132 | 000 | 6,894,272.67      |
| Moneys Due Oklahoma from Royalties, Oil and Gas, South Half of Red River, Office of Natural Resources Revenue, Interior       | 014            | X | 5134 | 001 | 10,042.97         |
| State Cost Sharing, Lahontan Valley and Pyramid Lake Fish and Wildlife Fund   | 014            | X | 5157 | 004 | 85,000.00         |
| Rental Payments, Park Buildings Lease and Maintenance Fund, National Park Service   | 014            | X | 5163 | 001 | 10,790,190.21     |
| Transportation Systems Fund, National Park Service  | 014            | X | 5164 | 001 | 301,899.00        |
| Forest Ecosystems Health and Recovery-Disposal of Salvage Timber, Bureau of Land Management                                   | 014            | X | 5165 | 001 | 44,636,647.64     |
| Concessioner Improvement Accounts Deposit, National Park Service  | 014            | X | 5169 | 001 | 9,891,839.36      |
| Revenue, Central Valley Project Restoration Fund, Bureau of Reclamation   | 014            | X | 5173 | 003 | 41,068,643.23     |
| Natural Resource Damage Assessment and Restoration Fund, U.S. Fish and Wildlife Service, Interior                             | 014            | X | 5198 | 001 | 522,709,937.36    |
| Land Sales, South Nevada Public Land Management   | 014            | X | 5232 | 001 | 159,177,654.81    |
| Deposits, Operation and Maintenance, Indian Irrigation Systems  | 014            | X | 5240 | 001 | 38,430,538.47     |
| Alaska Resupply Program, Bureau of Indian Affairs   | 014            | X | 5242 | 001 | 340,323.76        |
| National Forest Fund, Payments to States, Office of Natural Resources Revenue, Interior                                       | 014            | X | 5243 | 001 | 7,379,622.53      |
| Filming and Special Use Fee Program, National Park Service  | 014            | X | 5247 | 001 | 556,766.42        |
| Receipts from Leases of Lands Acquired for Flood Control Navigation and Allied Purposes, Office of Natural Resources Revenue, | 014            | X | 5248 | 001 | 58,063,307.12     |
| Timber Sales Pipeline Restoration Fund, Bureau of Land Management   | 014            | X | 5249 | 001 | 4,161,882.11      |
| Recreation Fee Enhancement Program, U.S. Fish and Wildlife Service  | 014            | X | 5252 | 001 | 6,780,697.94      |
| Federal Land Disposal Account, Bureau of Land Management  | 014            | X | 5260 | 001 | 780,863.04        |
| Interest on Investment in GSES, Tribal Special Fund, Bureau of Trust Funds Administration, Interior                           | 014            | X | 5265 | 003 | 9,498,365.52      |
| Return of Principal from Private Sector Investments, Tribal Special Fund, Bureau of Trust Funds Administration, Interior      | 014            | X | 5265 | 004 | 390,100,099.72    |
| Recreational Fee Demonstration Program, Bureau of Land Management   | 014            | X | 5413 | 001 | 31,098,483.51     |
| Park Concessions Franchise Fees, National Park Service  | 014            | X | 5431 | 001 | 159,724,397.68    |
| Funds Reserved, Title II Projects on Federal Lands, Bureau of Land Management   | 014            | X | 5485 | 001 | 2,450,832.42      |
| Stewardship Contracting Product Sales, Funds Retained, Bureau of Land Management  | 014            | X | 5506 | 001 | 16,388.00         |
| San Joaquin River Restoration Fund Receipts, Bureau of Reclamation, Interior  | 014            | X | 5537 | 001 | 15,962,229.29     |
| Rent from Mineral Leases, Permit Processing Fund, Bureau of Land Management   | 014            | X | 5573 | 001 | 4,149,776.21      |
| Oil and Gas Permit Processing Fee - 85%, Bureau of Land Management, Interior  | 014            | X | 5573 | 003 | 48,108,810.00     |
| Oil and Gas Permit Processing Fee - 15%, Bureau of Land Management, Interior  | 014            | X | 5573 | 004 | -51,150.00        |
| Geothermal Lease Revenues, County Share, Office of Natural Resources Revenue, Interior  | 014            | X | 5574 | 001 | 6,194,232.42      |
| Leases from Naval Petroleum Reserve Numbered 2 Lands  | 014            | X | 5576 | 001 | 5,066.00          |
| Reclamation Water Settlements Fund, Bureau of Reclamation, Interior   | 014            | X | 5593 | 001 | 120,000,000.00    |
| Earnings on Investments, Bureau of Reclamation, Interior  | 014            | X | 5593 | 002 | 20,905,037.02     |
| Rents and Charges for Quarters, Bureau of Indian Education, Interior  | 014            | X | 5621 | 001 | 31,822.85         |
| Power Revenues, Indian Irrigation Projects  | 014            | X | 5648 | 001 | 89,250,336.82     |
| Revenues, Colorado River Dam Fund, Boulder Canyon Project, Bureau of Reclamation  | 014            | X | 5656 | 001 | 85,164,353.40     |
| Fees from Visitors to Grand Teton and Yellowstone National Parks, 25% Fund  | 014            | X | 5666 | 001 | 14,889.82         |
| Water Storage Enhancement Receipts, Bureau of Reclamation, Interior   | 014            | X | 5704 | 001 | -2,629,126.07     |
| Fees, National Park Medical Services Fund, National Park Service, Interior  | 014            | X | 5762 | 001 | 1,357,269.28      |
| Sale of Public Land and Materials   | 014            | X | 5881 | 000 | 24,067,498.76     |
| Oregon and California Land-Grant Fund (See 2229 for General Account; 5136 and 5885 for Special Accounts)                      | 014            | X | 5882 | 000 | 3,696,591.59      |
| Funds Reserved, Oregon and California Grant Lands, Bureau of Land Management  | 014            | X | 5884 | 001 | 26,966,260.74     |
| Receipts from National Grasslands, Bureau of Land Management  | 014            | X | 5896 | 011 | 217,563.36        |
| Coos Bay Wagon Road Grant Fund (By Years) (See 2229 for General Account; and 5898 for Special Account)                        | 014            | X | 5897 | 000 | -407,853.47       |
| Funds Reserved, Coos Bay Wagon Road Grant Lands, Bureau of Land Management  | 014            | X | 5898 | 001 | 220,043.07        |
| <b>Trust Fund Accounts:</b>   |                |   |      |     |                   |
| Interest on Investment in GSES, Tribal Trust Fund, Bureau of Trust Funds Administration, Interior                             | 014            | X | 8030 | 003 | 29,554,852.88     |
| Return of Principal from Private Sector Investments, Tribal Trust Fund, Bureau of Trust Funds Administration, Interior        | 014            | X | 8030 | 004 | 970,953,139.59    |
| Miscellaneous Sales of Assets, Tribal Trust Fund, Bureau of Trust Funds Administration, Interior                              | 014            | X | 8030 | 005 | 295,943,921.29    |
| Donations to National Park Service  | 014            | X | 8037 | 001 | 75,578,619.74     |
| Contributions and Deposits, Bureau of Land Management   | 014            | X | 8069 | 001 | 23,066,199.10     |
| Deposits, Reclamation Trust Funds   | 014            | X | 8070 | 001 | 327,648.01        |
| Deposits, Contributed Funds, United States Fish and Wildlife Service  | 014            | X | 8216 | 001 | 3,856,188.40      |
| Gifts and Donations, Bureau of Indian Affairs   | 014            | X | 8361 | 001 | 2,422,123.70      |
| Contributed Funds, Geological Survey, Interior  | 014            | X | 8562 | 001 | 655,172.75        |
| <b>Budget Clearing Accounts:</b>  |                |   |      |     |                   |
| Proceeds of Sales, Personal Property, Geological Survey   | 014            | F | 3845 | 008 | -78,997.21        |
| Proceeds of Sales, Personal Property, United States Fish and Wildlife Service   | 014            | F | 3845 | 016 | -2,909,008.37     |
| Proceeds of Sales, Personal Property, Office of Surface Mining Reclamation and Enforcement                                    | 014            | F | 3845 | 018 | -235,008.00       |
| Total, Proprietary Receipts from the Public   |                |   |      |     | 13,045,822,840.36 |
| <b>Intrabudgetary Receipts Deducted by Agency</b>   |                |   |      |     |                   |
| <b>General Fund Accounts:</b>   |                |   |      |     |                   |
| Collections of Receivables from Cancelled Accounts, Interior  | 014            |   | 3200 | 000 | 5,643.06          |
| <b>Special Fund Accounts:</b>   |                |   |      |     |                   |
| Earnings on Investments, Office of Surface Mining Reclamation and Enforcement   | 014            | X | 5015 | 009 | 575,263,235.41    |
| Earnings on Investments, Federal Aid to 1975 Wildlife Restoration Fund  | 014            | X | 5029 | 002 | 43,770,345.76     |
| Payment from the General Fund, Cooperative Endangered Species Conservation Fund   | 014            | X | 5143 | 000 | 100,313,085.12    |
| Interest on Principal, Utah Reclamation Mitigation and Conservation Account   | 014            | X | 5174 | 002 | 7,232,527.54      |
| Earnings on Investments, Natural Resource Damage Assessment and Restoration Fund, U.S. Fish and Wildlife Service, Interior    | 014            | X | 5198 | 002 | 92,187,965.59     |

# Receipts By Department - Continued

| Classification  | Account Symbol |   |      |     | Amount            |
|---|----------------|---|------|-----|-------------------|
|   | AID            | A | MAIN | SUB |                   |
| Earnings on Investment, Southern Nevada Public Land Management  | 014            | X | 5232 | 002 | 50,526,110.77     |
| Earnings on Investments, Operation and Maintenance, Indian Irrigation Systems   | 014            | X | 5240 | 002 | 2,490,899.39      |
| Earnings on Investment, Tribal Special Fund, Bureau of Trust Funds Administration, Interior                                   | 014            | X | 5265 | 002 | 3,449,868.65      |
| Interest Earned, Environmental Improvement and Restoration Fund, Office of Natural Resources Revenue, Interior                | 014            | X | 5425 | 002 | 44,792,834.98     |
| Earnings on Investments, Lincoln County Land Act, Bureau of Land Management   | 014            | X | 5469 | 002 | 1,159,915.19      |
| Earnings on Investments, Low-Hazard Indian Dam Safety Deferred Maintenance Fund   | 014            | X | 5638 | 002 | 1,556,253.26      |
| Earnings on Investments, Indian Irrigation Fund, Bureau of Indian Affairs and Indian Education                                | 014            | X | 5639 | 002 | 4,332,183.05      |
| Earnings on Investments, Power Revenues, Indian Irrigation Projects   | 014            | X | 5648 | 002 | 1,084,098.02      |
| Interest Earned on Investments, Blackfeet Water Settlement Implementation Fund, Bureau of Reclamation                         | 014            | X | 5668 | 002 | 9,937,989.76      |
| Earnings on Investments, National Parks and Public Land Legacy Restoration Fund, Department-Wide Pro                          | 014            | X | 5715 | 002 | 72,673,558.23     |
| <b>Budget Clearing Accounts:</b>  |                |   |      |     |                   |
| Undistributed Intragovernmental Payments, Bureau of Land Management   | 014            | F | 3885 | 011 | 8,992,125.39      |
| Total, Intradudgetary Receipts Deducted by Agency   |                |   |      |     | 1,019,768,639.17  |
| <b>Undistributed Offsetting Receipts</b>  |                |   |      |     |                   |
| <b>General Fund Accounts:</b>   |                |   |      |     |                   |
| Interest Received from Outer Continental Shelf Escrow Amounts, Interior   | 014            |   | 1493 | 000 | 783,158.77        |
| Rent and Bonuses on Outer Continental Shelf Lands, Interior   | 014            |   | 1820 | 000 | 348,335,165.05    |
| Royalties on Outer Continental Shelf Lands, Interior  | 014            |   | 2020 | 000 | 5,645,008,105.89  |
| Arctic National Wildlife Refuge (ANWR) Oil and Gas Leasing Revenues, Federal Share, Interior                                  | 014            |   | 2025 | 000 | -1,054,145.00     |
| <b>Special Fund Accounts:</b>   |                |   |      |     |                   |
| Land and Water Conservation Fund, Surplus Property Sales, National Park Service   | 014            |   | 5005 | 002 | 81,500.00         |
| Land and Water Conservation Fund, Rent Receipts, Outer Continental Shelf Lands, National Park Service                         | 014            |   | 5005 | 007 | 870,461,692.65    |
| Outer Continental Shelf Rents and Bonuses, LWCF Share from Certain Leases, National Park Service                              | 014            |   | 5005 | 009 | 1,243,928.76      |
| Outer Continental Shelf Royalties, LWCF Share from Certain Leases, National Park Service                                      | 014            |   | 5005 | 010 | 123,756,071.24    |
| Historic Preservation Fund, Receipts, Outer Continental Shelf Lands   | 014            |   | 5140 | 000 | 150,000,000.00    |
| Outer Continental Shelf Rents and Bonuses, State Share from Certain Gulf of Mexico Leases, Office of Natural Resources        | 014            | X | 5535 | 001 | 25,315,878.89     |
| Outer Continental Shelf Royalties, Office of Natural Resources Revenue, Interior  | 014            | X | 5535 | 002 | 349,684,121.11    |
| Land and Water Conservation Fund, Surplus Property Sales, National Park Service   | 096            |   | 5005 | 002 | 1,500.00          |
| <b>Trust Fund Accounts:</b>   |                |   |      |     |                   |
| Earnings on Investment, Tribal Trust Fund, Bureau of Trust Funds Administration, Interior                                     | 014            | X | 8030 | 002 | 20,954,951.09     |
| Earnings on Investments, Donations to National Park Service, National Park Service, Interior                                  | 014            | X | 8037 | 002 | 7,240,995.24      |
| Earnings on Investments, Preservation, Birthplace of Abraham Lincoln  | 014            | X | 8052 | 002 | 3,442.50          |
| <b>Budget Clearing Accounts:</b>  |                |   |      |     |                   |
| Budget Clearing Account (Suspense), Mineral Leasing Rights  | 014            | F | 3875 | 017 | -578,733,534.50   |
| Total, Undistributed Offsetting Receipts  |                |   |      |     | 6,963,082,831.69  |
| <b>Offsetting Governmental Receipts</b>   |                |   |      |     |                   |
| <b>Special Fund Accounts:</b>   |                |   |      |     |                   |
| Earnings on Investment, High-Hazard Indian Dam Safety Deferred Maintenance Fund   | 014            |   | 5637 | 002 | 3,540,540.60      |
| Total, Offsetting Governmental Receipts   |                |   |      |     | 3,540,540.60      |
| Total, Department of the Interior   |                |   |      |     | 22,256,245,696.25 |
| <b>Department of Justice</b>  |                |   |      |     |                   |
| <b>Budget Receipts</b>  |                |   |      |     |                   |
| <b>General Fund Accounts:</b>   |                |   |      |     |                   |
| Registration Fees, Drug Enforcement Administration  | 015            |   | 0854 | 000 | 15,000,000.00     |
| Chapter Eleven Filing Fees, Bankruptcy, Justice   | 015            |   | 0870 | 000 | 5,400,000.00      |
| Fines, Penalties and Forfeitures, Customs, Commerce and Antitrust Laws, General Administration, Justice                       | 015            |   | 1040 | 003 | 1,392,299,352.00  |
| Fines, Penalties, and Forfeitures, Narcotic, Prohibition and Alcohol Laws, DEA, Justice                                       | 015            |   | 1050 | 011 | 9,804,873.92      |
| Forfeitures of Unclaimed Money and Property, General Administration, Justice  | 015            |   | 1060 | 003 | 50.46             |
| <b>Special Fund Accounts:</b>   |                |   |      |     |                   |
| Fines, Penalties, and Forfeitures, Crime Victims Fund, Justice  | 015            | X | 5041 | 001 | 1,385,074,538.91  |
| Child Pornography Victims Reserve Assessments, Crime Victims Fund, Justice  | 015            | X | 5041 | 004 | 1,149,394.18      |
| Forfeited Cash and Proceeds from the Sale of Forfeited Property, Justice  | 015            | X | 5042 | 001 | 3,101,322,506.28  |
| Fines, Penalties, and Forfeitures, Domestic Trafficking Victims' Fund, Office of Justice Programs, Justice                    | 015            | X | 5606 | 001 | 1,921,185.18      |
| Fines, Penalties, and Forfeitures, United States Victims of State Sponsored Terrorism Fund, General Legal Activities, Justice | 015            | X | 5608 | 001 | 44,050,757.99     |
| Total, Budget Receipts  |                |   |      |     | 5,956,022,658.92  |
| <b>Proprietary Receipts from the Public</b>   |                |   |      |     |                   |
| <b>General Fund Accounts:</b>   |                |   |      |     |                   |
| General Fund Proprietary Interest, Not Otherwise Classified   | 015            |   | 1435 | 000 | 15,819.61         |
| General Fund Proprietary Interest, Not Otherwise Classified, FBI, Justice   | 015            |   | 1435 | 002 | 1,947.91          |
| General Fund Proprietary Interest, Not Otherwise Classified, OJP, Justice   | 015            |   | 1435 | 004 | -3,688.47         |
| General Fund Proprietary Interest, Not Otherwise Classified, ATF, Justice   | 015            |   | 1435 | 007 | 183.82            |
| General Fund Proprietary Interest, Not Otherwise Classified, BOP, Justice   | 015            |   | 1435 | 010 | 33,767.42         |
| General Fund Proprietary Receipts, Not Otherwise Classified, All Other  | 015            |   | 3220 | 000 | 6,100,211.08      |
| General Fund Proprietary Receipts, Not Otherwise Classified, All Other, FBI, Justice  | 015            |   | 3220 | 002 | 14,648,259.19     |
| General Fund Proprietary Receipts, Not Otherwise Classified, All Other, General Administration, Justice                       | 015            |   | 3220 | 003 | 251,058,547.33    |
| General Fund Proprietary Receipts, Not Otherwise Classified, All Other, ATF, Justice  | 015            |   | 3220 | 007 | 291,012.69        |
| General Fund Proprietary Receipts, Not Otherwise Classified, All Other, BOP, Justice  | 015            |   | 3220 | 010 | 1,608,130.34      |
| General Fund Proprietary Receipts, Not Otherwise Classified, All Other, DEA, Justice  | 015            |   | 3220 | 011 | 880,895.39        |
| General Fund Proprietary Receipts, Not Otherwise Classified, All Other, USMS, Justice   | 015            |   | 3220 | 018 | 4,370,319.70      |
| <b>Trust Fund Accounts:</b>   |                |   |      |     |                   |
| Gifts and Bequests, Justice Gift Fund   | 015            | X | 8305 | 001 | 681,098.09        |
| Gifts, Crime Victims Fund   | 015            | X | 8306 | 001 | 367,215.05        |
| <b>Budget Clearing Accounts:</b>  |                |   |      |     |                   |
| Collections and/or Payments Default, Justice  | 015            | F | 3500 | 000 | 2,644.11          |
| Proceeds of Sales, Personal Property, Federal Bureau of Investigation   | 015            | F | 3845 | 002 | 45,808.81         |
| Proceeds of Sales, Personal Property, Drug Enforcement Administration   | 015            | F | 3845 | 011 | -151,897.16       |
| Budget Clearing Account (Suspense), Federal Bureau of Investigation   | 015            | F | 3875 | 002 | -100,000.00       |
| Total, Proprietary Receipts from the Public   |                |   |      |     | 279,850,274.91    |

## Receipts By Department - Continued

| Classification   | Account Symbol |   |      |     | Amount            |
|--|----------------|---|------|-----|-------------------|
|  | AID            | A | MAIN | SUB |                   |
| <b>Intrabudgetary Receipts Deducted by Agency</b>  |                |   |      |     |                   |
| <b>General Fund Accounts:</b>  |                |   |      |     |                   |
| Collections of Receivables from Cancelled Accounts   | 015            |   | 3200 | 000 | 156,481.18        |
| Collections of Receivables from Canceled Accounts, FBI, Justice  | 015            |   | 3200 | 002 | 59,210.11         |
| Collections of Receivables from Canceled Accounts, OJP, Justice  | 015            |   | 3200 | 004 | 872.10            |
| Collections of Receivables from Canceled Accounts, BOP, Justice  | 015            |   | 3200 | 010 | 999.87            |
| Collections of Receivables from Canceled Accounts, DEA, Justice  | 015            |   | 3200 | 011 | 84,178.79         |
| <b>Special Fund Accounts:</b>  |                |   |      |     |                   |
| Earnings on Investments, Assets Forfeiture Fund, Justice   | 015            | X | 5042 | 002 | 237,751,484.40    |
| Earnings on Investments, United States Trustee System Fund, Justice  | 015            | X | 5073 | 002 | 3,385,352.16      |
| Earnings on investments, United States Victims of State Sponsored Terrorism Fund, General Legal Activities, Justice        | 015            | X | 5608 | 002 | 93,373,441.37     |
| <b>Trust Fund Accounts:</b>  |                |   |      |     |                   |
| Payment from the General Fund, Radiation Exposure Compensation Trust Fund, Justice   | 015            | X | 8116 | 001 | 50,000,000.00     |
| <b>Budget Clearing Accounts:</b>   |                |   |      |     |                   |
| IPAC Default, General Administration, Justice  | 015            | F | 3502 | 000 | -507.32           |
| Undistributed Intragovernmental Payments, Legal Activities   | 015            | F | 3885 | 001 | -255,325,392.97   |
| Undistributed Intragovernmental Payments, Federal Bureau of Investigation  | 015            | F | 3885 | 002 | 650,065.12        |
| Total, Intrabudgetary Receipts Deducted by Agency  |                |   |      |     | 130,136,184.81    |
| <b>Offsetting Governmental Receipts</b>  |                |   |      |     |                   |
| <b>Special Fund Accounts:</b>  |                |   |      |     |                   |
| Fees for Bankruptcy Oversight, United States Trustee System Fund, Justice  | 015            | X | 5073 | 001 | 212,834,744.86    |
| Diversion Control Fee Account  | 015            | X | 5131 | 001 | 582,546,385.78    |
| Diversion Control Fee, OGV Proceeds, DEA, Justice  | 015            | X | 5131 | 004 | 722,125.98        |
| Total, Offsetting Governmental Receipts  |                |   |      |     | 796,103,256.62    |
| Total, Department of Justice   |                |   |      |     | 7,162,112,375.26  |
| <b>Department of Labor</b>   |                |   |      |     |                   |
| <b>Budget Receipts</b>   |                |   |      |     |                   |
| <b>General Fund Accounts:</b>  |                |   |      |     |                   |
| Federal Unemployment Tax Act Taxes   | 020            |   | 0121 | 000 | -1,927,847.83     |
| <b>Special Fund Accounts:</b>  |                |   |      |     |                   |
| Fees, HIRE Vets Medallion Award Fund, Departmental Management, Labor   | 016            |   | 5623 | 001 | 152,290.00        |
| <b>Trust Fund Accounts:</b>  |                |   |      |     |                   |
| Transfers from General Fund of Amounts Equal to FUTA Taxes, Unemployment Trust Fund  | 016            | X | 8042 | 001 | 7,796,965,609.94  |
| State Accounts, Deposits by States, Unemployment Trust Fund  | 016            | X | 8042 | 003 | 41,276,477,335.78 |
| Deposits by Railroad Retirement Board, Unemployment Trust Fund   | 016            | X | 8042 | 005 | 330,715,051.53    |
| Receipts, Relief and Rehabilitation, Longshoremen's and Harbor Workers' Compensation Act, as Amended, Labor                | 016            | X | 8130 | 001 | 92,954,496.23     |
| Receipts, Relief and Rehabilitation, Workmen's Compensation Act, within the District of Columbia, Labor                    | 016            | X | 8134 | 001 | 4,408,714.00      |
| Transfer from General Fund, Black Lung Benefits Revenue Act Taxes, Black Lung Disability Trust Fund                        | 016            | X | 8144 | 001 | 294,734,090.00    |
| Total, Budget Receipts   |                |   |      |     | 49,794,479,739.65 |
| <b>Proprietary Receipts from the Public</b>  |                |   |      |     |                   |
| <b>General Fund Accounts:</b>  |                |   |      |     |                   |
| General Fund Proprietary Interest, Not Otherwise Classified  | 016            |   | 1435 | 000 | 737,480.78        |
| General Fund Proprietary Receipts, Not Otherwise Classified, All Other   | 016            |   | 3220 | 000 | 16,357,069.29     |
| <b>Trust Fund Accounts:</b>  |                |   |      |     |                   |
| Interest on Unemployment Insurance Loans to States, Federal Unemployment Trust Fund  | 016            | X | 8042 | 004 | 440,653,919.44    |
| Interest Income, Cash Management Improvement Act, Unemployment Trust Fund  | 016            | X | 8042 | 014 | 1,227,756.00      |
| Miscellaneous Interest, Black Lung Disability Trust Fund   | 016            | X | 8144 | 004 | 2,140,531.19      |
| Total, Proprietary Receipts from the Public  |                |   |      |     | 461,116,756.70    |
| <b>Intrabudgetary Receipts Deducted by Agency</b>  |                |   |      |     |                   |
| <b>General Fund Accounts:</b>  |                |   |      |     |                   |
| Collections of Receivables from Cancelled Accounts, Labor  | 016            |   | 3200 | 000 | 3,030,587.42      |
| <b>Special Fund Accounts:</b>  |                |   |      |     |                   |
| Interest on Investments, Panama Canal Commission Compensation Fund, Labor  | 016            | X | 5155 | 002 | 137,404.53        |
| <b>Trust Fund Accounts:</b>  |                |   |      |     |                   |
| Federal Employees Compensation Account Deposits by Federal Agencies, Unemployment Trust Fund                               | 016            | X | 8042 | 010 | 267,099,403.31    |
| Payments from the General Fund for Extending Unemployment Compensation   | 016            | X | 8042 | 013 | 145,013,258.00    |
| Total, Intrabudgetary Receipts Deducted by Agency  |                |   |      |     | 415,280,653.26    |
| <b>Undistributed Offsetting Receipts</b>   |                |   |      |     |                   |
| <b>Trust Fund Accounts:</b>  |                |   |      |     |                   |
| Earnings on Investments, Unemployment Trust Fund   | 016            | X | 8042 | 002 | 1,358,928,364.53  |
| Earnings on Investments, Relief and Rehabilitation, Longshoremen's and Harbor Workers' Compensation Act, as Amended, Labor | 016            | X | 8130 | 002 | 2,729,699.58      |
| Earnings on Investments, Relief and Rehabilitation, Workmen's Compensation Act, within the District of Columbia, Labor     | 016            | X | 8134 | 002 | 69,662.46         |
| Total, Undistributed Offsetting Receipts   |                |   |      |     | 1,361,727,726.57  |
| Total, Department of Labor   |                |   |      |     | 52,032,604,876.18 |
| <b>Department of State</b>   |                |   |      |     |                   |
| <b>Budget Receipts</b>   |                |   |      |     |                   |
| <b>General Fund Accounts:</b>  |                |   |      |     |                   |
| Immigration, Passport, and Consular Fees   | 015            |   | 0830 | 000 | 132.75            |
| Excise Taxes, State  | 019            |   | 0152 | 000 | 440,135.03        |
| Immigration, Passport, and Consular Fees   | 019            |   | 0830 | 000 | 252,779,118.23    |

# Receipts By Department - Continued

| Classification  | Account Symbol |   |      |     | Amount            |
|---|----------------|---|------|-----|-------------------|
|   | AID            | A | MAIN | SUB |                   |
| <b>Trust Fund Accounts:</b>   |                |   |      |     |                   |
| Deductions from Employees' Salaries, Foreign Service Retirement and Disability Fund, State                                  | 019            | X | 8186 | 001 | 47,697,769.99     |
| Voluntary Contributions, Donations, Service Credit Payments, Etc., Foreign Service Retirement and Disability Fund, Suspense | 019            | X | 8186 | 003 | 1,067,240.35      |
| Total, Budget Receipts  |                |   |      |     | 301,984,396.35    |
| <b>Proprietary Receipts from the Public</b>   |                |   |      |     |                   |
| <b>General Fund Accounts:</b>   |                |   |      |     |                   |
| Repatriation Loans, Downward Reestimates of Subsidies, State  | 019            |   | 2776 | 003 | 2,596,047.86      |
| General Fund Proprietary Receipts, Not Otherwise Classified, All Other  | 019            |   | 3220 | 000 | 7,495,896.61      |
| <b>Special Fund Accounts:</b>   |                |   |      |     |                   |
| Sale and Rent of Real Property, International Center, Washington, D.C., State   | 019            | X | 5151 | 001 | 6,985,347.26      |
| Consular and Border Security Programs, Expedited Passport Fees, State   | 019            | X | 5713 | 001 | 479,286,012.13    |
| Consular and Border Security Programs, Passport Security Surcharge, State   | 019            | X | 5713 | 003 | 1,647,026,085.19  |
| Consular and Border Security Programs, Western Hemisphere Travel Initiative Surcharge, State                                | 019            | X | 5713 | 004 | 517,124,066.89    |
| Consular and Border Security Programs, Machine Readable Visa Fee, State   | 019            | X | 5713 | 005 | 2,220,334,591.15  |
| Consular and Border Security Programs, Immigrant Visa Security Surcharge, State   | 019            | X | 5713 | 006 | 61,292,783.22     |
| Consular and Border Security Programs, Affidavit of Support Fee, State  | 019            | X | 5713 | 007 | 44,801,611.00     |
| Consular and Border Security Programs, Diversity Visa Lottery Fee, State  | 019            | X | 5713 | 008 | 21,543,049.88     |
| Passport Application and Execution Fee, Consular and Border Security Programs, State  | 019            | X | 5713 | 009 | 491,090,735.22    |
| <b>Trust Fund Accounts:</b>   |                |   |      |     |                   |
| Department of State Unconditional Gift Fund   | 019            | X | 8821 | 001 | 18,752,172.09     |
| Conditional Gift Fund, General, State   | 019            | X | 8822 | 001 | 1,912,491.18      |
| <b>Budget Clearing Accounts:</b>  |                |   |      |     |                   |
| Proceeds of Sales, Personal Property (Suspense), State  | 019            | F | 3845 | 000 | -142,625.40       |
| Budget Clearing Account (Suspense), State   | 019            | F | 3875 | 000 | -828,719.24       |
| Budget Clearing Account (Suspense), for CAPPS Only, Office of Finance   | 019            | F | 3875 | 003 | -2,666,519.83     |
| Unavailable Check Cancellations and Overpayments (Suspense), for CAPPS Only, Office of Finance, State                       | 019            | F | 3880 | 003 | -6,403.04         |
| Unavailable Check Cancellations and Overpayments (Suspense), Bangkok, Thailand  | 019            | F | 3880 | 068 | 122.36            |
| Unavailable Check Cancellations and Overpayments (Suspense), Charleston, SC   | 019            | F | 3880 | 069 | -85,064.05        |
| Total, Proprietary Receipts from the Public   |                |   |      |     | 5,516,511,680.48  |
| <b>Intrabudgetary Receipts Deducted by Agency</b>   |                |   |      |     |                   |
| <b>General Fund Accounts:</b>   |                |   |      |     |                   |
| Charges for Services to Trust Funds   | 019            |   | 2414 | 000 | 5,970.00          |
| Collections of Receivables from Cancelled Accounts, State   | 019            |   | 3200 | 000 | 17,682,288.54     |
| <b>Special Fund Accounts:</b>   |                |   |      |     |                   |
| Earnings on Investments, International Center, Washington, D. C., State   | 019            | X | 5151 | 002 | 309,347.57        |
| Proprietary Receipts, International Litigation Fund, State  | 019            | X | 5177 | 001 | 119,331.00        |
| Federal Payments, International Litigation Fund, State  | 019            | X | 5177 | 002 | 3,000,000.00      |
| Employing Agency Contributions, Foreign Service National Defined Contributions Retirement Fund, State                       | 019            | X | 5497 | 001 | 42,070,329.02     |
| Interest on Investments, Foreign Service National Defined Contributions Retirement Fund, State                              | 019            | X | 5497 | 002 | 4,007,313.54      |
| Employee Contributions, Foreign Service National Defined Contributions Retirement Fund, State                               | 019            | X | 5497 | 005 | 7,043,497.78      |
| <b>Trust Fund Accounts:</b>   |                |   |      |     |                   |
| Receipts from Civil Service Retirement and Disability Fund, Suspense  | 019            | X | 8186 | 005 | 943,086.58        |
| Federal Contribution, Foreign Service Retirement and Disability Fund  | 019            | X | 8186 | 008 | 540,700,000.00    |
| Foreign Service National Separation Liability Trust Fund, State   | 019            | X | 8340 | 001 | 35,805,846.48     |
| <b>Budget Clearing Accounts:</b>  |                |   |      |     |                   |
| Undistributed Intragovernmental Payments, for CAPPS Only, Office of Finance, State  | 019            | F | 3885 | 003 | -193,607,416.54   |
| Total, Intrabudgetary Receipts Deducted by Agency   |                |   |      |     | 458,079,593.97    |
| <b>Undistributed Offsetting Receipts</b>  |                |   |      |     |                   |
| <b>Trust Fund Accounts:</b>   |                |   |      |     |                   |
| Earnings on Investments, Foreign Service Retirement and Disability Fund   | 019            | X | 8186 | 002 | 512,917,339.34    |
| Employing Agency Contributions, Foreign Service Retirement and Disability Fund, Suspense                                    | 019            | X | 8186 | 004 | 414,954,432.58    |
| Interest and Earnings on Investments, Israeli Arab Scholarship Program  | 019            | X | 8271 | 002 | 91,703.76         |
| Earnings on Investments, Center for Middle Eastern-Western Dialogue Trust Fund, State                                       | 019            | X | 8813 | 002 | 155,247.80        |
| Earnings on Investments, Conditional Gift Fund, General, State  | 019            | X | 8822 | 002 | 555,902.77        |
| Earnings on Investments, Eisenhower Exchange Fellowship Program Trust Fund  | 570            | X | 8276 | 002 | 133,411.99        |
| Total, Undistributed Offsetting Receipts  |                |   |      |     | 928,808,038.24    |
| Total, Department of State  |                |   |      |     | 7,205,383,709.04  |
| <b>Department of Transportation</b>   |                |   |      |     |                   |
| <b>Budget Receipts</b>  |                |   |      |     |                   |
| <b>Special Fund Accounts:</b>   |                |   |      |     |                   |
| Aviation User Fees, Overflight Fees, Federal Aviation Administration, Transportation  | 069            | X | 5422 | 001 | 138,546,669.79    |
| <b>Trust Fund Accounts:</b>   |                |   |      |     |                   |
| Deposits, Highway Account, (Highway Trust Fund)   | 069            | X | 8102 | 001 | 37,439,073,810.32 |
| Deposits, Mass Transit Account (Highway Trust Fund)   | 069            | X | 8102 | 011 | 4,776,601,321.43  |
| Deposits, Airport and Airway Trust Fund   | 069            | X | 8103 | 001 | 22,277,484,518.69 |
| Drug and Alcohol Clearinghouse Fees, Motor Carrier Safety Operations and Programs, Transportation                           | 069            | X | 8159 | 003 | 7,569,518.52      |
| Total, Budget Receipts  |                |   |      |     | 64,639,275,838.75 |
| <b>Proprietary Receipts from the Public</b>   |                |   |      |     |                   |
| <b>General Fund Accounts:</b>   |                |   |      |     |                   |
| General Fund Proprietary Interest, Not Otherwise Classified   | 069            |   | 1435 | 000 | 1,320,374.66      |
| Maritime (Title XI) Loan Program, Downward Reestimates of Subsidies, Maritime Administration, Transportation                | 069            |   | 2728 | 003 | 12,436,580.92     |
| Railroad Rehabilitation and Improvement Financing, Negative Subsidies, Office of the Secretary, Transportation              | 069            |   | 2760 | 001 | 2,102,141.08      |
| Downward Reestimates, Railroad Rehabilitation and Improvement Program, Office of the Secretary, Transportation              | 069            |   | 2760 | 003 | 57,432,560.72     |
| Transportation Infrastructure Finance and Innovation Program, Negative Subsidies, Office of the Secretary, Transportation   | 069            |   | 2768 | 001 | 52,146,359.72     |
| Transportation Infrastructure Finance and Innovation Program, Downward Reestimates Subsidies, Office of the Secretary,      | 069            |   | 2768 | 003 | 408,261,265.34    |
| General Fund Proprietary Receipts, Not Otherwise Classified, All Other  | 069            |   | 3220 | 000 | 392,498,963.45    |

Receipts By Department - Continued

| Classification   | Account Symbol |   |      |     | Amount               |
|--|----------------|---|------|-----|----------------------|
|  | AID            | A | MAIN | SUB |                      |
| <b>Special Fund Accounts:</b>  |                |   |      |     |                      |
| Fees for Training and Planning, Emergency Preparedness Grant, Pipeline and Hazardous Materials Safety Administration, Property Disposal or Lease Proceeds, Aviation User Fees, Federal Aviation Administration, Transportation | 069            | X | 5282 | 001 | 25,698,575.00        |
|  | 069            | X | 5422 | 003 | 433,782.97           |
| <b>Trust Fund Accounts:</b>  |                |   |      |     |                      |
| Advances from State Cooperating Agencies and Foreign Governments, Federal Highway Administration   | 069            | X | 8054 | 001 | 7,529,179.15         |
| Interest Income, Cash Management Improvement Act, Highway Account (Highway Trust Fund)   | 069            | X | 8102 | 014 | 445,443.00           |
| Interest Income, Cash Management Improvement Act, Airport and Airway Trust Fund  | 069            | X | 8103 | 014 | 4,894.00             |
| Proceeds from Aircraft Sales, Facilities and Equipment, Airport and Airway Trust Fund, Federal Aviation Administration, Royalties, Federal Aviation Administration, Transportation   | 069            | X | 8107 | 001 | 8,146,175.40         |
| Licensing and Insuring Fees, Motor Carrier Safety Operations and Programs, Transportation  | 069            | X | 8108 | 001 | 3,710.00             |
| Contributions for Highway Research Program   | 069            | X | 8159 | 001 | 42,642,569.16        |
| Gifts and Bequests, Maritime Administration  | 069            | X | 8264 | 001 | 454,760.00           |
|  | 069            | X | 8503 | 001 | 900,517.09           |
| <b>Budget Clearing Accounts:</b>   |                |   |      |     |                      |
| Unavailable Check Cancellations and Overpayments (Suspense), Federal Aviation Administration   | 069            | F | 3880 | 013 | 19,248.45            |
| Total, Proprietary Receipts from the Public  |                |   |      |     | 1,012,477,100.11     |
| <b>Intrabudgetary Receipts Deducted by Agency</b>  |                |   |      |     |                      |
| <b>General Fund Accounts:</b>  |                |   |      |     |                      |
| Collections of Receivables from Cancelled Accounts   | 069            |   | 3200 | 000 | 3,952,605.12         |
| <b>Trust Fund Accounts:</b>  |                |   |      |     |                      |
| Payment From The General Fund, National Surface Transportation and Innovative Finance Bureau Highway Trust Fund Account,   | 069            | X | 8634 | 001 | 262,893,074.23       |
| <b>Budget Clearing Accounts:</b>   |                |   |      |     |                      |
| Undistributed Intergovernmental Payments, Federal Aviation Administration  | 069            | F | 3885 | 013 | -954,239.26          |
| Total, Intrabudgetary Receipts Deducted by Agency  |                |   |      |     | 265,891,440.09       |
| <b>Undistributed Offsetting Receipts</b>   |                |   |      |     |                      |
| <b>Trust Fund Accounts:</b>  |                |   |      |     |                      |
| Earnings on Investments, Highway Trust Fund  | 069            | X | 8102 | 002 | 5,700,190,535.35     |
| Earnings on Investments, Airport and Airway Trust Fund   | 069            | X | 8103 | 002 | 256,397,308.28       |
| Total, Undistributed Offsetting Receipts   |                |   |      |     | 5,956,587,843.63     |
| <b>Offsetting Governmental Receipts</b>  |                |   |      |     |                      |
| <b>General Fund Accounts:</b>  |                |   |      |     |                      |
| Registration, Filing, and Permit Fees, Pipeline and Hazardous Materials Administration, Transportation   | 069            |   | 0855 | 000 | 567,700.00           |
| <b>Special Fund Accounts:</b>  |                |   |      |     |                      |
| Pipeline Safety User Fees, Research and Special Programs Administration  | 069            |   | 5172 | 000 | 145,937,200.75       |
| Underground Natural Gas Storage Facility Safety  | 069            |   | 5172 | 004 | 6,881,579.79         |
| Total, Offsetting Governmental Receipts  |                |   |      |     | 153,386,480.54       |
| Total, Department of Transportation  |                |   |      |     | 72,027,618,703.12    |
| <b>Department of the Treasury</b>  |                |   |      |     |                      |
| <b>Budget Receipts</b>   |                |   |      |     |                      |
| <b>General Fund Accounts:</b>  |                |   |      |     |                      |
| Fines, Penalties, and Forfeitures, Not Otherwise Classified  | 000            |   | 1099 | 000 | 32,333.61            |
| Forfeitures of Unclaimed Money and Property  | 003            |   | 1060 | 000 | 1,110,857.88         |
| Registration and Filing Fees   | 010            |   | 0850 | 000 | 1,304,129.89         |
| Filing Fees, The Judiciary   | 010            |   | 0864 | 000 | 47,355,161.44        |
| Filing Fees, Bankruptcy, The Judiciary   | 010            |   | 0865 | 000 | 235,074.12           |
| Fees for Legal and Judicial Services, Not Otherwise Classified   | 010            |   | 0869 | 000 | 36,427,006.95        |
| Forfeitures of Unclaimed Money and Property  | 010            |   | 1060 | 000 | 684,552.05           |
| Fines, Penalties, and Forfeitures, Not Otherwise Classified  | 010            |   | 1099 | 000 | 2,196,671.94         |
| Forfeitures of Unclaimed Money and Property  | 011            |   | 1060 | 000 | -2,111.88            |
| Miscellaneous Fees for Regulatory and Judicial Services, Not Otherwise Classified  | 012            |   | 0891 | 000 | 1,063,419.22         |
| Fines, Penalties, and Forfeitures, Agricultural Laws   | 012            |   | 1010 | 000 | 3,180,501.91         |
| Forfeitures of Unclaimed Money and Property  | 012            |   | 1060 | 000 | 305,991.25           |
| Fines, Penalties, and Forfeitures, Not Otherwise Classified  | 012            |   | 1099 | 000 | 22,701,744.10        |
| Miscellaneous Fees for Regulatory and Judicial Services, Not Otherwise Classified  | 013            |   | 0891 | 000 | 1,352,957.39         |
| Fines, Penalties, and Forfeitures, Customs, Commerce and Antitrust Laws  | 013            |   | 1040 | 000 | 3,757,153.95         |
| Fines, Penalties, and Forfeitures, Not Otherwise Classified  | 013            |   | 1099 | 000 | 88,613.37            |
| Miscellaneous Fees for Regulatory and Judicial Services, Not Otherwise Classified  | 014            |   | 0891 | 000 | 1,595.18             |
| Forfeitures of Unclaimed Money and Property  | 014            |   | 1060 | 000 | 82,604.46            |
| Fines, Penalties, and Forfeitures, Not Otherwise Classified  | 014            |   | 1099 | 000 | 4,756,587.04         |
| Miscellaneous Fees for Regulatory and Judicial Services, Not Otherwise Classified  | 015            |   | 0891 | 000 | 4,877,430.97         |
| Forfeitures of Unclaimed Money and Property  | 015            |   | 1060 | 000 | -40.00               |
| Forfeitures of Unclaimed Money and Property, DEA, Justice  | 015            |   | 1060 | 002 | 247,682.91           |
| Forfeitures of Unclaimed Money and Property, BOP, Justice  | 015            |   | 1060 | 010 | 29,674.30            |
| Fines, Penalties, and Forfeitures, Not Otherwise Classified  | 015            |   | 1099 | 000 | 19,436.47            |
| Fines, Penalties, and Forfeitures, Not Otherwise Classified, FBI, Justice  | 015            |   | 1099 | 002 | 650.60               |
| Fines, Penalties, and Forfeitures, Not Otherwise Classified, General Administration, Justice   | 015            |   | 1099 | 003 | 17,832,702.13        |
| Fines, Penalties, and Forfeitures, Not Otherwise Classified, ATF, Justice  | 015            |   | 1099 | 007 | 36,069.55            |
| Fines, Penalties, and Forfeitures, Not Otherwise Classified, BOP, Justice  | 015            |   | 1099 | 010 | 16.00                |
| Fees for Legal and Judicial Services, Not Otherwise Classified   | 016            |   | 0869 | 000 | 609.36               |
| Fines, Penalties, and Forfeitures, Immigration and Labor Laws  | 016            |   | 1030 | 000 | 205,537,783.92       |
| Fines, Penalties, and Forfeitures, Mine Safety and Health Administration   | 016            |   | 1080 | 000 | 46,787,922.50        |
| Fines, Penalties, and Forfeitures, Not Otherwise Classified  | 016            |   | 1099 | 000 | 5,184,616.76         |
| Forfeitures of Unclaimed Money and Property  | 017            |   | 1060 | 000 | 432,566.27           |
| Fines, Penalties, and Forfeitures, Not Otherwise Classified  | 017            |   | 1099 | 000 | 572,615.64           |
| Fees for Legal and Judicial Services, Not Otherwise Classified   | 019            |   | 0869 | 000 | 220.00               |
| Miscellaneous Fees for Regulatory and Judicial Services, Not Otherwise Classified  | 019            |   | 0891 | 000 | 141,223.68           |
| Forfeitures of Unclaimed Money and Property  | 019            |   | 1060 | 000 | 256,385.60           |
| Fines, Penalties, and Forfeitures, Not Otherwise Classified  | 019            |   | 1099 | 000 | 7,211,250.00         |
| Withheld Individual Income and FICA Taxes  | 020            |   | 0101 | 000 | 1,691,750,716,411.40 |
| Individual Income Tax, Other   | 020            |   | 0110 | 000 | 855,022,742,845.19   |
| Corporation Income and Excess Profits Taxes  | 020            |   | 0111 | 000 | 457,367,795,908.26   |
| Excise Taxes   | 020            |   | 0152 | 000 | 3,424,827,833.39     |
| Excise Taxes-TTB   | 020            |   | 0152 | 010 | 16,803,074,467.71    |
| Estate and Gift Taxes  | 020            |   | 0153 | 000 | 35,434,261,474.70    |



# Receipts By Department - Continued

| Classification   | Account Symbol |   |      |     | Amount               |
|--|----------------|---|------|-----|----------------------|
|  | AID            | A | MAIN | SUB |                      |
| Duties on Imports  | 020            |   | 0310 | 000 | 59,012,625,828.56    |
| Deposit of Earnings, Federal Reserve System  | 020            |   | 0650 | 000 | 580,674,878.65       |
| Registration and Filing Fees   | 020            |   | 0850 | 000 | 84,975.00            |
| Miscellaneous Fees for Regulatory and Judicial Services, Not Otherwise Classified                                  | 020            |   | 0891 | 000 | 771,050,870.00       |
| Refunding Internal Revenue Collections (Indefinite), Treasury  | 020            | X | 0903 | 000 | -433,891,894,882.21  |
| Fines, Penalties, and Forfeitures, Customs, Commerce and Antitrust Laws  | 020            |   | 1040 | 000 | 1,508,837.50         |
| Forfeitures of Unclaimed Money and Property -FSM   | 020            |   | 1060 | 018 | 8,180,676.64         |
| Forfeitures of Unclaimed Money and Property -FSD   | 020            |   | 1060 | 070 | 86,115.41            |
| Fines, Penalties, and Forfeitures, Not Otherwise Classified, Departmental Offices, Treasury                        | 020            |   | 1099 | 001 | 178,985.59           |
| Fines, Penalties, and Forfeitures, Not Otherwise Classified, Inspector General For Tax Administration, Treasury    | 020            |   | 1099 | 004 | 18,417.00            |
| Fines, Penalties, and Forfeitures, Not Otherwise Classified, Office of Inspector General, Treasury                 | 020            |   | 1099 | 008 | 65.86                |
| Fines, Penalties, and Forfeitures, Not Otherwise Classified, Internal Revenue Service, Treasury                    | 020            |   | 1099 | 009 | 242,990.15           |
| Fines, Penalties, and Forfeitures, Not Otherwise Classified, Alcohol and Tobacco Tax and Trade Bureau, Treasury    | 020            |   | 1099 | 010 | 10.40                |
| Fines, Penalties, and Forfeitures, Not Otherwise Classified, Bureau of the Fiscal Service, Treasury                | 020            |   | 1099 | 012 | 151.04               |
| Fines, Penalties, and Forfeitures, Not Otherwise Classified, United States Mint, Treasury                          | 020            |   | 1099 | 016 | 1,848.07             |
| Fines, Penalties, and Forfeitures, Not Otherwise Classified, Fiscal Services Miscellaneous, Treasury               | 020            |   | 1099 | 018 | 527,932,274.05       |
| Fines, Penalties, and Forfeitures, Not Otherwise Classified, Internal Revenue Service/Revenue, Treasury            | 020            |   | 1099 | 019 | 24,697,728.29        |
| Fines, Penalties, and Forfeitures, Not Otherwise Classified, Community Development Financial Institution, Treasury | 020            |   | 1099 | 028 | .32                  |
| Fines, Penalties, and Forfeitures, Not Otherwise Classified, D.C. Pensions Fund, Treasury                          | 020            |   | 1099 | 056 | 9,523.78             |
| Fines, Penalties, and Forfeitures, Not Otherwise Classified, Fiscal Services Debt, Treasury                        | 020            |   | 1099 | 070 | 272,753.76           |
| Fines, Penalties, and Forfeitures, Not Otherwise Classified, Office of the Comptroller of Currency, Treasury       | 020            |   | 1099 | 071 | 107,227,181.22       |
| Refund of Moneys Erroneously Received and Covered (Indefinite), Treasury   | 020            | X | 1807 | 000 | -25,444,084.05       |
| Users Fees for IRS Ruling and Determination  | 020            |   | 2411 | 000 | 2,549,468.35         |
| Recovery from Airport and Airway Trust Fund for Refunds of Taxes   | 020            |   | 3094 | 000 | 255,720,944.15       |
| Miscellaneous Fees for Regulatory and Judicial Services, Not Otherwise Classified                                  | 021            |   | 0891 | 000 | 222,984.92           |
| Forfeitures of Unclaimed Money and Property  | 021            |   | 1060 | 000 | 182,206.82           |
| Fines, Penalties, and Forfeitures, Not Otherwise Classified  | 021            |   | 1099 | 000 | -279.65              |
| Fees for Legal and Judicial Services, Not Otherwise Classified   | 023            |   | 0869 | 000 | 32,100.00            |
| Fines, Penalties, and Forfeitures, Not Otherwise Classified, National Credit Union Administration                  | 025            |   | 1099 | 000 | 31.83                |
| Fines, Penalties, and Forfeitures, Not Otherwise Classified  | 027            |   | 1099 | 000 | 14,488,142.08        |
| Fines, Penalties, and Forfeitures, Customs, Commerce and Antitrust Laws  | 029            |   | 1040 | 000 | 317,525,774.30       |
| Fines, Penalties, and Forfeitures, Not Otherwise Classified  | 031            |   | 1099 | 000 | 441,597.58           |
| Fees for Legal and Judicial Services, Not Otherwise Classified   | 036            |   | 0869 | 000 | 1,506.77             |
| Forfeitures of Unclaimed Money and Property  | 036            |   | 1060 | 000 | 21,957.94            |
| Fines, Penalties, and Forfeitures, Not Otherwise Classified  | 036            |   | 1099 | 000 | 304,735.06           |
| Fines, Penalties, and Forfeitures, Not Otherwise Classified  | 047            |   | 1099 | 000 | 84,960.18            |
| Fines, Penalties, and Forfeitures, Not Otherwise Classified, National Science Foundation                           | 049            |   | 1099 | 000 | 2,144.66             |
| Registration, Filing and Transaction Fees, Securities and Exchange Commission                                      | 050            |   | 0850 | 150 | 527,445,757.74       |
| Forfeitures of Unclaimed Money and Property  | 050            |   | 1060 | 000 | 696.18               |
| Fines, Penalties, and Forfeitures, Not Otherwise Classified  | 050            |   | 1099 | 000 | 1,347,628,437.92     |
| Fines, Penalties, and Forfeitures, Not Otherwise Classified, Federal Deposit Insurance Corporation                 | 051            |   | 1099 | 000 | 865,000.00           |
| Miscellaneous Fees for Regulatory and Judicial Services, Not Otherwise Classified                                  | 057            |   | 0891 | 000 | 1,390.96             |
| Forfeitures of Unclaimed Money and Property  | 057            |   | 1060 | 000 | 1,131,575.52         |
| Fines, Penalties, and Forfeitures, Not Otherwise Classified  | 057            |   | 1099 | 000 | 99.88                |
| Fines, Penalties, and Forfeitures, Customs, Commerce and Antitrust Laws  | 061            |   | 1040 | 000 | 42,115,000.00        |
| Fines, Penalties, and Forfeitures, Not Otherwise Classified  | 061            |   | 1099 | 000 | 7.07                 |
| Fines, Penalties, and Forfeitures, Not Otherwise Classified  | 065            |   | 1099 | 000 | 2,896,852.17         |
| Fines, Penalties, and Forfeitures, Not Otherwise Classified  | 068            |   | 1099 | 000 | 102,874,732.66       |
| Fines, Penalties, and Forfeitures, Not Otherwise Classified  | 069            |   | 1040 | 000 | 52,570,152.91        |
| Fines, Penalties, and Forfeitures, Customs, Commerce and Antitrust Laws  | 069            |   | 1060 | 000 | 514,859.77           |
| Forfeitures of Unclaimed Money and Property  | 069            |   | 1099 | 000 | 631,767.44           |
| Fines, Penalties, and Forfeitures, Not Otherwise Classified  | 070            | X | 0505 | 000 | -6,302,066,367.23    |
| Refunds and Drawbacks, United States Customs Service (Indefinite), Treasury  | 070            |   | 0850 | 000 | 1,484,100.00         |
| Registration and Filing Fees   | 070            |   | 1030 | 000 | 12,736,410.47        |
| Fines, Penalties, and Forfeitures, Immigration and Labor Laws  | 070            |   | 1040 | 000 | 120,897,051.57       |
| Fines, Penalties, and Forfeitures, Customs, Commerce and Antitrust Laws  | 070            |   | 1060 | 000 | 682,292.89           |
| Forfeiture of Unclaimed Money and Property   | 070            |   | 1099 | 000 | 480,402.50           |
| Fines, Penalties, and Forfeitures, Not Otherwise Classified  | 080            |   | 1099 | 000 | 34,037.89            |
| Fines, Penalties, and Forfeitures, Not Otherwise Classified  | 084            |   | 1099 | 000 | 989.03               |
| Fines, Penalties, and Forfeitures, Not Otherwise Classified, Armed Forces Retirement Home                          | 086            |   | 1099 | 000 | 569.94               |
| Fines, Penalties, and Forfeitures, Not Otherwise Classified  | 088            |   | 1099 | 000 | 4,848.73             |
| Fines, Penalties, and Forfeitures, Not Otherwise Classified, National Archives and Records Administration          | 089            |   | 1099 | 000 | 5,256,150.47         |
| Fines, Penalties, and Forfeitures, Not Otherwise Classified  | 090            |   | 1099 | 000 | 69.64                |
| Fines, Penalties, and Forfeitures, Not Otherwise Classified  | 091            |   | 1099 | 000 | 1,233,459.58         |
| Miscellaneous Fees for Regulatory and Judicial Services, Not Otherwise Classified                                  | 096            |   | 0891 | 000 | 3,817,029.03         |
| Fines, Penalties and Forfeitures, Immigration and Labor Laws, Corps of Engineers                                   | 096            |   | 1030 | 000 | 567.00               |
| Forfeitures of Unclaimed Money and Property  | 096            |   | 1060 | 000 | 587.52               |
| Fines, Penalties, and Forfeitures, Not Otherwise Classified  | 096            |   | 1099 | 000 | 50,517.34            |
| Forfeitures of Unclaimed Money and Property  | 097            |   | 1060 | 000 | 46,600,576.15        |
| Fines, Penalties, and Forfeitures, Not Otherwise Classified  | 097            |   | 1099 | 000 | 40,076.08            |
| Registration and Filing Fees, Commodity Futures Trading Commission   | 339            |   | 0850 | 140 | 1,650.00             |
| Fines, Penalties, and Forfeitures, Not Otherwise Classified, Commodity Futures Trading Commission                  | 339            |   | 1099 | 140 | 1,053,077,382.51     |
| Fees for Legal and Judicial Services, Not Otherwise Classified, Court of Appeals for Veterans Affairs              | 345            |   | 0869 | 042 | 110,855.00           |
| Fines, Penalties, and Forfeitures, Not Otherwise Classified  | 352            |   | 1099 | 000 | 73.85                |
| Fines, Penalties, and Forfeitures, Not Otherwise Classified, Federal Election Commission                           | 360            |   | 1099 | 160 | 1,704,185.13         |
| Fines, Penalties, and Forfeitures, Corporation for National Services   | 485            |   | 1099 | 055 | 4,518.32             |
| Fines, Penalties, and Forfeitures, Not Otherwise Classified, Federal Housing Finance Agency                        | 537            |   | 1099 | 080 | 600.00               |
| Fines, Penalties, and Forfeitures, Not Otherwise Classified, Bureau of Consumer Financial Protection               | 581            |   | 1099 | 085 | 3,210,585.38         |
| <b>Special Fund Accounts:</b>  |                |   |      |     |                      |
| Presidential Election Campaign Fund  | 020            | X | 5081 | 001 | 22,905,207.00        |
| Enrolled Agent Fees Increase, Internal Revenue Service, Miscellaneous Retained Fees, Treasury                      | 020            | X | 5432 | 004 | 12,743,025.31        |
| Tax Preparer Registration Fees, IRS Miscellaneous Retained Fees, Internal Revenue Service, Treasury                | 020            | X | 5432 | 006 | 17,126,109.00        |
| Fees, Private Collection Agent Program, Internal Revenue Service, Treasury   | 020            | X | 5510 | 001 | 98,058,417.37        |
| Fees and Assessments, Financial Research Fund, Departmental Offices, Treasury                                      | 020            | X | 5590 | 001 | 122,935,662.00       |
| Fees, Special Compliance Personnel Program, Internal Revenue Service, Treasury                                     | 020            | X | 5622 | 001 | 137,821,576.79       |
| Antidumping and Countervailing Duties, Continued Dumping and Subsidy Offset, United States Customs Service         | 020            | X | 5688 | 001 | 19,227,957.27        |
| Forfeited Cash and Proceeds from the Sale of Forfeited Properties, Treasury Forfeiture Fund                        | 020            | X | 5697 | 001 | 1,353,931,655.21     |
| Deposits, Internal Revenue Collections for Puerto Rico   | 020            | X | 5737 | 001 | 362,416,647.96       |
| <b>Trust Fund Accounts:</b>  |                |   |      |     |                      |
| Administrative and Civil Penalties, Gulf Coast Restoration Trust Fund, Bureau of the Fiscal Service, Treasury      | 020            | X | 8625 | 001 | 303,448,276.00       |
| <b>Budget Clearing Accounts:</b>   |                |   |      |     |                      |
| Unidentified Cash Collections, Federal Tax Deposits, Internal Revenue Service, Ogden, Utah                         | 020            | F | 3820 | 029 | 2,769,203,745.67     |
| Total, Budget Receipts   |                |   |      |     | 2,690,176,113,849.79 |
| <b>Proprietary Receipts from the Public</b>  |                |   |      |     |                      |
| <b>General Fund Accounts:</b>  |                |   |      |     |                      |
| Gifts to the United States, Not Otherwise Classified   | 010            |   | 1299 | 000 | 1,318.10             |
| Contributions to "Conscience Fund"   | 020            |   | 1210 | 000 | 40,276.47            |
| Contributions to "Conscience Fund"-FSM   | 020            |   | 1210 | 018 | 2,900.00             |

## Receipts By Department - Continued

| Classification   | Account Symbol |   |      |     | Amount            |
|--|----------------|---|------|-----|-------------------|
|  | AID            | A | MAIN | SUB |                   |
| Gifts to the United States, Not Otherwise Classified-FSM   | 020            |   | 1299 | 018 | 1,649,655.71      |
| General Fund Proprietary Interest, Not Otherwise Classified, Departmental Offices, Treasury                                | 020            |   | 1435 | 001 | 729,405.44        |
| General Fund Proprietary Interest, Not Otherwise Classified, Inspector General For Tax Administration, Treasury            | 020            |   | 1435 | 004 | .39               |
| General Fund Proprietary Interest, Not Otherwise Classified, Office Of Inspector General, Treasury                         | 020            |   | 1435 | 008 | 16.93             |
| General Fund Proprietary Interest, Not Otherwise Classified, Internal Revenue Service, Treasury                            | 020            |   | 1435 | 009 | 21,569.74         |
| General Fund Proprietary Interest, Not Otherwise Classified, Alcohol and Tax and Trade Bureau, Treasury                    | 020            |   | 1435 | 010 | 1.72              |
| General Fund Proprietary Interest, Not Otherwise Classified, Bureau of the Fiscal Service, Treasury                        | 020            |   | 1435 | 012 | 171.34            |
| General Fund Proprietary Interest, Not Otherwise Classified, United States Mint, Treasury                                  | 020            |   | 1435 | 016 | 528.31            |
| General Fund Proprietary Interest, Not Otherwise Classified, Fiscal Services Miscellaneous, Treasury                       | 020            |   | 1435 | 018 | 2,000,347.88      |
| General Fund Proprietary Interest, Not Otherwise Classified, Fiscal Services Umbrella, Treasury                            | 020            |   | 1435 | 023 | 834,318.12        |
| General Fund Proprietary Interest, Not Otherwise Classified, D.C. Pensions Fund, Treasury                                  | 020            |   | 1435 | 056 | 2,081.91          |
| General Fund Proprietary Interest, Not Otherwise Classified, Office of Internal Affairs, Exchange Stabilization Fund,      | 020            |   | 1435 | 065 | 3,209,418.16      |
| General Fund Proprietary Interest, Not Otherwise Classified, Fiscal Services Debt, Treasury                                | 020            |   | 1435 | 070 | 69,557.70         |
| Interest Payments from States, Cash Management Improvement, Treasury   | 020            |   | 1450 | 000 | 14,067,957.00     |
| Interest on Quota in International Monetary Fund (Article V, Section 9), Treasury  | 020            |   | 1463 | 001 | 961,186,340.35    |
| Interest on Loans to International Monetary Fund, Treasury   | 020            |   | 1463 | 002 | 9,942,314.38      |
| Interest Received on Loans and Credits to Foreign Nations, Treasury  | 020            |   | 1464 | 000 | 133,403.76        |
| Interest Received from Credit Reform Financing Accounts  | 020            |   | 1499 | 000 | 45,436,635,781.57 |
| Net Gains on Transactions in Foreign Currencies, Treasury Securities, Treasury   | 020            |   | 1682 | 000 | 77,643,862.64     |
| GSE Fees Pursuant to P.L. 112-78 Sec. 401  | 020            |   | 2485 | 000 | 6,234,092,461.39  |
| Community Development Financial Institutions Fund, Negative Subsidies, Treasury  | 020            |   | 2677 | 001 | 7,374,213.05      |
| Economic Stabilization, Negative Subsidies, Treasury   | 020            |   | 2691 | 001 | 997,300.11        |
| Economic Stabilization, Downward Reestimates of Subsidies, Treasury  | 020            |   | 2691 | 003 | 37,999,693.90     |
| Community Development Financial Institutions Fund, Downward Re-Estimates of Subsidies                                      | 020            |   | 2763 | 003 | 4,903,538.18      |
| Small Business Lending Fund Direct Loans, Downward Reestimates of Subsidies, Departmental Offices, Treasury                | 020            |   | 2784 | 003 | 2,654,540.00      |
| GSE Mortgage-Backed Securities Direct Loans, Downward Reestimates of Subsidies, Departmental Offices, Treasury             | 020            |   | 2790 | 003 | 55,329,951.90     |
| Troubled Asset Relief Program, Downward Reestimates of Subsidies, Departmental Offices, Treasury                           | 020            |   | 2792 | 003 | 360,746.60        |
| Repayment of Loans and Credits to Foreign Nations, Treasury  | 020            |   | 2869 | 000 | 195,479.26        |
| Proceeds, Air Carrier Equity Related Transactions, Treasury  | 020            |   | 2897 | 000 | 537,440,063.19    |
| General Fund Proprietary Receipts, Not Otherwise Classified, All Other, Departmental Offices, Treasury                     | 020            |   | 3220 | 001 | 5,554,739.23      |
| General Fund Proprietary Receipts, Not Otherwise Classified, All Other, Inspector General For Tax Administration, Treasury | 020            |   | 3220 | 004 | 396.00            |
| General Fund Proprietary Receipts, Not Otherwise Classified, All Other, Office of Inspector General, Treasury              | 020            |   | 3220 | 008 | 25.00             |
| General Fund Proprietary Receipts, Not Otherwise Classified, All Other, Internal Revenue Service, Treasury                 | 020            |   | 3220 | 009 | 72,013.89         |
| General Fund Proprietary Receipts, Not Otherwise Classified, All Other, Alcohol and Tobacco Tax and Trade Bureau, Treasury | 020            |   | 3220 | 010 | 2,985.00          |
| General Fund Proprietary Receipts, Not Otherwise Classified, All Other, Bureau of the Fiscal Service, Treasury             | 020            |   | 3220 | 012 | 131,167,010.75    |
| General Fund Proprietary Receipts, Not Otherwise Classified, All Other, United States Mint, Treasury                       | 020            |   | 3220 | 016 | 205.00            |
| General Fund Proprietary Receipts, Not Otherwise Classified, All Other, Fiscal Service Miscellaneous, Treasury             | 020            |   | 3220 | 018 | 27,137,814.59     |
| General Fund Proprietary Receipts, Not Otherwise Classified, All Other, Internal Revenue Service/Revenue, Treasury         | 020            |   | 3220 | 019 | 566,524,713.32    |
| Contributions to "Conscience Fund"   | 021            |   | 1210 | 000 | -40.31            |
| General Fund Proprietary Receipts, Not Otherwise Classified, All Other   | 025            |   | 3220 | 000 | 2,331.38          |
| Contributions to the Conscience Fund   | 070            |   | 1210 | 000 | 256,054.24        |
| Proceeds, Grants for Emergency Mortgage Relief Derived from Emergency Homeowner's Relief Fund                              | 086            |   | 2891 | 000 | 1,682,044.97      |
| General Fund Proprietary Interest, Not Otherwise Classified  | 088            |   | 1435 | 000 | 743.08            |
| <b>Special Fund Accounts:</b>  |                |   |      |     |                   |
| Gifts to the United States to Reduce Debt Held by the Public, Bureau of the Fiscal Service, Treasury                       | 020            | X | 5080 | 001 | 1,030,190.73      |
| New Installment Agreements, Internal Revenue Service, Miscellaneous Retained Fees, Treasury                                | 020            | X | 5432 | 001 | 120,945,470.66    |
| Restructured Installment Agreements, Internal Revenue Service, Miscellaneous Retained Fees, Treasury                       | 020            | X | 5432 | 003 | 62,626,031.97     |
| General Fees, Internal Revenue Service   | 020            | X | 5432 | 005 | 128,708,414.69    |
| Photocopying and Historical Conservation Easement Fees, IRS Miscellaneous Retained Fees, Treasury                          | 020            | X | 5432 | 007 | 1,374,096.81      |
| Non-Federal Fee, Debt Collection Fund, Bureau of the Fiscal Service, Treasury  | 020            | X | 5445 | 001 | 158,772,707.89    |
| Interest, Financial Research Fund, Departmental Offices, Treasury  | 020            | X | 5590 | 002 | 4,032,028.05      |
| <b>Trust Fund Accounts:</b>  |                |   |      |     |                   |
| Affordable Housing Allocations, Capital Magnet Fund, Departmental Offices, Treasury  | 020            | X | 8524 | 004 | 190,778,845.27    |
| <b>Budget Clearing Accounts:</b>   |                |   |      |     |                   |
| Deposits of Litigations, Internal Revenue Service, Treasury  | 020            | F | 3844 | 000 | -161,947,038.19   |
| Proceeds of Sales, Personal Property, Internal Revenue Service   | 020            | F | 3845 | 009 | 2,370.89          |
| Budget Clearing Account (Suspense), Internal Revenue Service   | 020            | F | 3875 | 009 | 8.00              |
| Budget Clearing Account (Suspense), Bureau of the Fiscal Service, Treasury   | 020            | F | 3875 | 012 | -20               |
| Budget Clearing Account (Suspense), Bureau of the Fiscal Service   | 020            | F | 3875 | 017 | -1,985,084,077.02 |
| Debt Collection Collections  | 020            | F | 3887 | 001 | 8,390,757.10      |
| Total, Proprietary Receipts from the Public  |                |   |      |     | 52,651,550,057.99 |
| <b>Intrabudgetary Receipts Deducted by Agency</b>  |                |   |      |     |                   |
| <b>General Fund Accounts:</b>  |                |   |      |     |                   |
| Interest on Advances to Colorado River Dam Fund, Boulder Canyon Project  | 014            |   | 1427 | 000 | 334,471.10        |
| Interest on Loans from the Presidio Trust  | 020            |   | 1338 | 000 | 3,768,265.82      |
| Interest on Loans and Federal Investment, Bonneville Power Administration Fund, Energy                                     | 020            |   | 1351 | 000 | 293,409,451.10    |
| Interest on Loans to Western Area Power Administration, Energy   | 020            |   | 1360 | 000 | 2,310,946.34      |
| Interest on Loans to Commodity Credit Corporation  | 020            |   | 1401 | 000 | 568,070,050.91    |
| Interest on Loans to Federal Financing Bank, Treasury  | 020            |   | 1418 | 000 | 3,518,273,472.12  |
| Interest on Loans to National Flood Insurance Fund, Federal Emergency Management Agency                                    | 020            |   | 1433 | 000 | 466,812,500.00    |
| Interest Payments on Advances to the Black Lung Disability Trust Fund  | 020            |   | 1495 | 000 | 219,527,457.02    |
| Interest on Advances to the Railroad Retirement Account  | 020            |   | 1497 | 000 | 88,210,284.60     |
| Interest on Loans or Advances to the Extended Unemployment Compensation Account, Bureau of the Fiscal Service, Treasury    | 020            |   | 1501 | 010 | 151,496,095.89    |
| Interest on Loans or Advances to the Federal Unemployment Account, Bureau of the Fiscal Service, Treasury                  | 020            |   | 1501 | 020 | 477,512,171.24    |
| Charges for Administrative Expenses of Social Security Act, as Amended   | 020            |   | 2416 | 000 | 963,960,342.39    |
| Recoveries from Federal Agencies for Settlement of Claims for Contract Disputes  | 020            |   | 3101 | 000 | 147,829,129.93    |
| Reimbursements from Federal Agencies for Payments Made as a Result of Discriminatory Conduct                               | 020            |   | 3112 | 000 | 13,528,779.20     |
| Collections of Receivables from Canceled Accounts, Internal Revenue Service, Treasury                                      | 020            |   | 3200 | 009 | 211,418.70        |
| Collections of Receivables from Canceled Accounts, Bureau of the Fiscal Service, Treasury                                  | 020            |   | 3200 | 012 | 243.71            |
| Collections of Receivables from Canceled Accounts, Community Development Financial Institution, Treasury                   | 020            |   | 3200 | 028 | 59,100.52         |
| Interest on Advances to Small Business Administration  | 073            |   | 1428 | 000 | 251,050.88        |
| <b>Special Fund Accounts:</b>  |                |   |      |     |                   |
| Underpayment and Fraud Collection, Internal Revenue Service  | 020            | X | 5433 | 001 | 76,644,351.08     |
| Federal Fee, Debt Collection Fund, Bureau of the Fiscal Service, Treasury  | 020            | X | 5445 | 004 | 37,838,262.54     |
| Earnings on Investments, Treasury Forfeiture Fund  | 020            | X | 5697 | 002 | 193,863,068.73    |
| <b>Budget Clearing Accounts:</b>   |                |   |      |     |                   |
| Undistributed Intragovernmental Payments, Treasury   | 020            | F | 3885 | 001 | 35,933,134.59     |
| Undistributed Intergovernmental Payments, Internal Revenue Service   | 020            | F | 3885 | 009 | -1.51             |
| Undistributed Intergovernmental Payments, Internal Revenue Service   | 020            | F | 3885 | 011 | -742,438,022.38   |
| Total, Intrabudgetary Receipts Deducted by Agency  |                |   |      |     | 6,517,406,024.52  |
| <b>Undistributed Offsetting Receipts</b>   |                |   |      |     |                   |

# Receipts By Department - Continued

| Classification  | Account Symbol |   |      |     | Amount               |
|---|----------------|---|------|-----|----------------------|
|   | AID            | A | MAIN | SUB |                      |
| <b>Trust Fund Accounts:</b>   |                |   |      |     |                      |
| Earnings on Investments, Lower Brule Sioux Tribe Terrestrial Wildlife Habitat Restoration Trust Fund, Bureau of the Fiscal    | 020            | X | 8207 | 002 | 308,836.30           |
| Earnings on Investments, Cheyenne River Sioux Tribe Terrestrial Wildlife Habitat Restoration Trust Fund, Bureau of the Fiscal | 020            | X | 8209 | 002 | 877,371.57           |
| Earnings on Investments, Gulf Coast Restoration Trust Fund, Bureau of the Fiscal Service, Treasury                            | 020            | X | 8625 | 002 | 46,337,272.47        |
| Earnings on Investments, Gifts and Bequests, Treasury   | 020            | X | 8790 | 002 | 49,837.05            |
| Total, Undistributed Offsetting Receipts  |                |   |      |     | 47,573,317.39        |
| Total, Department of the Treasury   |                |   |      |     | 2,749,392,643,249.69 |
| <b>Department of Veterans Affairs</b>   |                |   |      |     |                      |
| <b>Proprietary Receipts from the Public</b>   |                |   |      |     |                      |
| <b>General Fund Accounts:</b>   |                |   |      |     |                      |
| General Fund Proprietary Interest, Not Otherwise Classified   | 036            |   | 1435 | 000 | 3,357,088.59         |
| Contributions from Military Personnel, Veterans Administration Educational Assistance Act of 1984                             | 036            |   | 2473 | 000 | 59,336,938.31        |
| Guaranty and Indemnity Direct Loan Finance, Downward Reestimates of Subsidies, Veterans Affairs                               | 036            |   | 2733 | 003 | 565,389,641.31       |
| Native American Veterans Housing Loans, Negative Subsidies, Veterans Affairs  | 036            |   | 2751 | 001 | 1,578,034.22         |
| Native American Veterans Housing Loans, Downward Reestimates, Veterans Affairs  | 036            |   | 2751 | 003 | 1,272,216.63         |
| Veterans Housing Benefit Loan Program, Negative Subsidies, Department of Veterans Affairs                                     | 036            |   | 2755 | 001 | 3,072,430.52         |
| Vocational Rehabilitation and Employment Direct Loan Financing, Downward Reestimates of Subsidies, Veterans Affairs           | 036            |   | 2767 | 003 | 16,296.73            |
| General Fund Proprietary Receipts, Not Otherwise Classified, All Other  | 036            |   | 3220 | 000 | 37,400,182.98        |
| <b>Special Fund Accounts:</b>   |                |   |      |     |                      |
| Medical Care Collections Fund, Veterans Affairs   | 036            | X | 5287 | 001 | 388,578,619.33       |
| Medical Care Collections Fund, First Party Collections, Veterans Affairs  | 036            | X | 5287 | 003 | 142,824,066.66       |
| Medical Care Collections Fund, Third Party Collections, Veterans Affairs  | 036            | X | 5287 | 004 | 2,549,990,825.97     |
| Medical Care Collections Fund, Asset Sales, Veterans Affairs  | 036            | X | 5287 | 005 | 286,963.12           |
| Parking Fee, Medical Care Collections Fund, Veterans Affairs  | 036            | X | 5287 | 006 | 4,162,898.52         |
| Compensated Work Therapy, Medical Care Collections Fund, Veterans Affairs   | 036            | X | 5287 | 007 | 38,781,037.69        |
| Medical Care Collections Fund, Long-Term Care Co-Payments, Veterans Affairs   | 036            | X | 5287 | 009 | 1,427,983.36         |
| Medical Care Collections Enhanced-Use Lease Proceeds, Veterans Affairs  | 036            | X | 5287 | 010 | 904,192.10           |
| Medical Care Collections Fund, Third Party Prescription Claims, Veterans Affairs  | 036            | X | 5287 | 011 | 158,626,337.26       |
| Medical Care Collections Fund, Fee Basis Third Party Collections, Veterans Affairs  | 036            | X | 5287 | 013 | 803,911,541.93       |
| Medical Care Collections Fund, Fee Basis First Party Collections, Veterans Affairs  | 036            | X | 5287 | 014 | 39,779,603.84        |
| Lease of Land and Buildings, National Cemetery Administration Facilities Operation Fund, Veterans Affairs                     | 036            | X | 5392 | 001 | 265,141.33           |
| <b>Trust Fund Accounts:</b>   |                |   |      |     |                      |
| Department of Veterans Affairs Cemetery Gift Fund, Veterans Affairs   | 036            | X | 8129 | 001 | 408,899.81           |
| Premium and Other Receipts, National Service Life Insurance Fund  | 036            | X | 8132 | 001 | 17,642,670.07        |
| Deposits, General Post Fund, National Homes, Veterans Affairs   | 036            | X | 8180 | 001 | 18,796,935.05        |
| <b>Budget Clearing Accounts:</b>  |                |   |      |     |                      |
| Proceeds of Sales, Personal Property (Suspense), Veterans Affairs   | 036            | F | 3845 | 000 | -879,146.70          |
| Budget Clearing Account (Suspense), Veterans Affairs  | 036            | F | 3875 | 000 | 38,970,629.03        |
| Total, Proprietary Receipts from the Public   |                |   |      |     | 4,875,902,027.66     |
| <b>Intrabudgetary Receipts Deducted by Agency</b>   |                |   |      |     |                      |
| <b>General Fund Accounts:</b>   |                |   |      |     |                      |
| Collections of Receivables from Canceled Accounts, Veterans Affairs   | 036            |   | 3200 | 000 | 7,342,949.70         |
| <b>Special Fund Accounts:</b>   |                |   |      |     |                      |
| Payments from Compensation and Pension, Medical CRE Collections Fund, Veterans Affairs  | 036            | X | 5287 | 008 | 1,349,674.00         |
| <b>Trust Fund Accounts:</b>   |                |   |      |     |                      |
| Payments from General and Special Funds, National Service Life Insurance Fund   | 036            | X | 8132 | 003 | 4,484.96             |
| <b>Budget Clearing Accounts:</b>  |                |   |      |     |                      |
| Undistributed Intragovernmental Payments, Veterans Affairs  | 036            | F | 3885 | 000 | 1,092,451.09         |
| Total, Intrabudgetary Receipts Deducted by Agency   |                |   |      |     | 9,789,559.75         |
| <b>Undistributed Offsetting Receipts</b>  |                |   |      |     |                      |
| <b>Trust Fund Accounts:</b>   |                |   |      |     |                      |
| Earnings on Investments, National Service Life Insurance Fund   | 036            | X | 8132 | 002 | 27,126,332.40        |
| Premium and Other Receipts, United States Government Life Insurance Fund  | 036            | X | 8150 | 001 | 125.93               |
| Earnings on Investments, United States Government Life Insurance Fund   | 036            | X | 8150 | 002 | 29,434.38            |
| Earnings on Investments, General Post Fund, National Homes  | 036            | X | 8180 | 002 | 2,574,820.54         |
| Total, Undistributed Offsetting Receipts  |                |   |      |     | 29,730,713.25        |
| Total, Department of Veterans Affairs   |                |   |      |     | 4,915,422,300.66     |
| <b>Corps of Engineers</b>   |                |   |      |     |                      |
| <b>Budget Receipts</b>  |                |   |      |     |                      |
| <b>Special Fund Accounts:</b>   |                |   |      |     |                      |
| Licenses Under Federal Power Act, Improvement of Navigable Waters, Maintenance and Operation of Dams, Etc.                    | 096            |   | 5125 | 000 | 12,029,994.79        |
| <b>Trust Fund Accounts:</b>   |                |   |      |     |                      |
| Transfer from General Fund, Inland Waterways Revenue Act Taxes, Inland Waterways Trust Fund                                   | 096            | X | 8861 | 001 | 94,603,614.05        |
| Transfers from General Fund of Amounts Equal to Certain Taxes, Harbor Maintenance Trust Fund                                  | 096            | X | 8863 | 001 | 1,848,599,099.16     |
| Total, Budget Receipts  |                |   |      |     | 1,955,232,708.00     |
| <b>Proprietary Receipts from the Public</b>   |                |   |      |     |                      |
| <b>General Fund Accounts:</b>   |                |   |      |     |                      |
| General Fund Proprietary Interest, Not Otherwise Classified   | 096            |   | 1435 | 000 | 21,365,320.25        |
| General Fund Proprietary Receipts, Not Otherwise Classified, All Other  | 096            |   | 3220 | 000 | 126,482,413.82       |
| <b>Special Fund Accounts:</b>   |                |   |      |     |                      |
| Special Recreation Use Fees, Army, Corps of Engineers, Civil  | 096            |   | 5007 | 000 | 66,268,698.05        |
| Hydraulic Mining in California, Tax, Debris Reservoirs  | 096            |   | 5066 | 001 | 139,118.40           |
| Receipts from Leases of Lands Acquired for Flood Control, Navigation, and Allied Purposes                                     | 096            |   | 5090 | 000 | 19,365,047.88        |
| User Fees, Fund for Non-Federal Use of Disposal Facilities, Corps of Engineers  | 096            |   | 5493 | 001 | 1,710,996.92         |

## Receipts By Department - Continued

| Classification  | Account Symbol |   |      |     | Amount             |
|---|----------------|---|------|-----|--------------------|
|   | AID            | A | MAIN | SUB |                    |
| Fees, Interagency America the Beautiful Pass Revenues, Corps of Engineers-Civil   | 096            | X | 5570 | 001 | 1,778,637.99       |
| Fees, Special Use Permit Fees, Corps of Engineers-Civil   | 096            | X | 5607 | 001 | 922,350.60         |
| <b>Trust Fund Accounts:</b>   |                |   |      |     |                    |
| Contributions and Advances, Rivers and Harbors, Corps of Engineers  | 096            | X | 8862 | 001 | 822,003,853.63     |
| Total, Proprietary Receipts from the Public   |                |   |      |     | 1,060,036,437.54   |
| <b>Intrabudgetary Receipts Deducted by Agency</b>   |                |   |      |     |                    |
| <b>Budget Clearing Accounts:</b>  |                |   |      |     |                    |
| Undistributed Intragovernmental Payments, Corps of Engineers  | 096            | F | 3885 | 000 | -296,556.58        |
| Total, Intrabudgetary Receipts Deducted by Agency   |                |   |      |     | -296,556.58        |
| <b>Undistributed Offsetting Receipts</b>  |                |   |      |     |                    |
| <b>Trust Fund Accounts:</b>   |                |   |      |     |                    |
| Earnings on Investments, South Dakota Terrestrial Wildlife Habitat Restoration Trust Fund                                       | 096            | X | 8217 | 002 | 2,552,850.25       |
| Earnings on Investments, Inland Waterways Trust Fund  | 096            | X | 8861 | 002 | 11,215,191.86      |
| Earnings on Investments, Harbor Maintenance Trust Fund  | 096            | X | 8863 | 002 | 338,510,105.74     |
| Total, Undistributed Offsetting Receipts  |                |   |      |     | 352,278,147.85     |
| Total, Corps of Engineers   |                |   |      |     | 3,367,250,736.81   |
| <b>Other Defense Civil Programs</b>   |                |   |      |     |                    |
| <b>Budget Receipts</b>  |                |   |      |     |                    |
| <b>Trust Fund Accounts:</b>   |                |   |      |     |                    |
| Deductions, Armed Forces Retirement Home Trust Fund, Armed Forces Retirement Home   | 084            | X | 8522 | 001 | 6,605,463.00       |
| Fines and Forfeitures, Armed Forces Retirement Home Trust Fund, Armed Forces Retirement Home                                    | 084            | X | 8522 | 003 | 18,413,165.24      |
| Total, Budget Receipts  |                |   |      |     | 25,018,628.24      |
| <b>Proprietary Receipts from the Public</b>   |                |   |      |     |                    |
| <b>General Fund Accounts:</b>   |                |   |      |     |                    |
| General Fund Proprietary Receipts, Not Otherwise Classified, All Other  | 074            |   | 3220 | 000 | 13,372.45          |
| General Fund Proprietary Interest, Not Otherwise Classified, Selective Service System   | 090            |   | 1435 | 000 | 10.49              |
| <b>Special Fund Accounts:</b>   |                |   |      |     |                    |
| Sale of Hunting and Fishing Permits, Military Reservations  | 017            | X | 5095 | 001 | 137,746.45         |
| Sale of Hunting and Fishing Permits, Military Reservations  | 021            | X | 5095 | 001 | 417,812.57         |
| Reserve Account, Forest Products Program, Defense   | 021            | X | 5285 | 001 | 5,530,826.23       |
| Concessions Fees, Army National Military Cemeteries, Army   | 021            | X | 5602 | 001 | 695,610.00         |
| Sale of Hunting and Fishing Permits, Military Reservations  | 057            | X | 5095 | 001 | 1,065,198.97       |
| <b>Trust Fund Accounts:</b>   |                |   |      |     |                    |
| Contributions, American Battle Monuments Commission   | 074            | X | 8569 | 001 | 77,438.37          |
| Other Receipts, Armed Forces Retirement Home Trust Fund, Armed Forces Retirement Home   | 084            | X | 8522 | 004 | 15,205,191.92      |
| Gifts, Armed Forces Retirement Home Trust Fund, Armed Forces Retirement Home  | 084            | X | 8522 | 005 | 125,221.38         |
| Property Sales/Leases, Armed Forces Retirement Home Trust Fund, Armed Forces Retirement Home                                    | 084            | X | 8522 | 006 | 3,005,123.17       |
| Total, Proprietary Receipts from the Public   |                |   |      |     | 26,273,552.00      |
| <b>Intrabudgetary Receipts Deducted by Agency</b>   |                |   |      |     |                    |
| <b>General Fund Accounts:</b>   |                |   |      |     |                    |
| General Fund Proprietary Interest, Not Otherwise Classified, Armed Forces Retirement Home                                       | 084            |   | 1435 | 000 | 120.27             |
| <b>Special Fund Accounts:</b>   |                |   |      |     |                    |
| Earnings on Investments, DOD Medicare-Eligible Retiree Health Care Fund   | 097            | X | 5472 | 002 | 17,740,527,868.22  |
| Federal Contributions, DOD Medicare-Eligible Retiree Health Care Fund   | 097            | X | 5472 | 003 | 9,981,000,000.00   |
| <b>Trust Fund Accounts:</b>   |                |   |      |     |                    |
| General Fund Payment to the Armed Forces Retirement Home, Armed Forces Retirement Home Trust Fund, Armed Forces Retirement Home | 084            | X | 8522 | 008 | 102,000,000.00     |
| Federal Contribution, Department of Defense Military Retirement Fund  | 097            | X | 8097 | 003 | 120,438,000,000.00 |
| Employing Agency Contributions, Department of Defense, Education Benefits Fund  | 097            | X | 8098 | 001 | 17,942,472.00      |
| Total, Intrabudgetary Receipts Deducted by Agency   |                |   |      |     | 148,279,470,460.49 |
| <b>Undistributed Offsetting Receipts</b>  |                |   |      |     |                    |
| <b>Special Fund Accounts:</b>   |                |   |      |     |                    |
| Non-DOD Employing Agency Contributions, DOD Medicare-Eligible Retiree Health Care Fund  | 097            | X | 5472 | 001 | 287,523,318.00     |
| Department of Defense Contributions, DOD Retiree Health Care Fund   | 097            | X | 5472 | 005 | 9,745,041,000.00   |
| <b>Trust Fund Accounts:</b>   |                |   |      |     |                    |
| Interest from Investments, Armed Forces Retirement Home Trust Fund, Armed Forces Retirement Home                                | 084            | X | 8522 | 002 | 7,188,727.80       |
| Employing Agency Contributions, Department of Defense Military Retirement Fund  | 097            | X | 8097 | 001 | 27,360,774,983.96  |
| Earnings on Investments, Department of Defense Military Retirement Fund   | 097            | X | 8097 | 002 | 59,710,876,857.98  |
| Federal Contributions (Concurrent Receipt Accruals), Military Retirement Fund   | 097            | X | 8097 | 004 | 10,612,441,000.00  |
| Earnings on Investments, Department of Defense Education Benefits Fund  | 097            | X | 8098 | 002 | 26,165,387.03      |
| Total, Undistributed Offsetting Receipts  |                |   |      |     | 107,750,011,274.77 |
| Total, Other Defense Civil Programs   |                |   |      |     | 256,080,773,915.50 |
| <b>Environmental Protection Agency</b>  |                |   |      |     |                    |
| <b>Budget Receipts</b>  |                |   |      |     |                    |
| <b>Trust Fund Accounts:</b>   |                |   |      |     |                    |
| Transfer from General Fund of Amounts Equal to Certain Taxes, Hazardous Substance Superfund                                     | 068            | X | 8145 | 001 | 1,204,868,332.76   |
| Fines and Penalties, Hazardous Substance Superfund  | 068            | X | 8145 | 003 | 702,929.98         |
| Transfers from General Fund of Amounts Equal to Certain Taxes, Leaking Underground Storage Tank Trust Fund                      | 068            | X | 8153 | 001 | 205,374,388.52     |

# Receipts By Department - Continued

| Classification   | Account Symbol |   |      |     | Amount           |
|--|----------------|---|------|-----|------------------|
|  | AID            | A | MAIN | SUB |                  |
| Total, Budget Receipts   |                |   |      |     | 1,410,945,651.26 |
| <b>Proprietary Receipts from the Public</b>  |                |   |      |     |                  |
| <b>General Fund Accounts:</b>  |                |   |      |     |                  |
| General Fund Proprietary Interest, Not Otherwise Classified  | 068            |   | 1435 | 000 | 412,286.42       |
| Water Infrastructure Finance and Innovation Downward Reestimate Receipt Account, Environmental Protection Agency     | 068            |   | 2683 | 003 | 52,084,499.64    |
| General Fund Proprietary Receipts, Not Otherwise Classified, All Other   | 068            |   | 3220 | 000 | 452,795.96       |
| Cellulosic Biofuel Waiver Credits, Renewal Fuel Program, Environmental Protection Agency                             | 068            |   | 3229 | 000 | 4,065,167.92     |
| <b>Special Fund Accounts:</b>  |                |   |      |     |                  |
| Registration Service Fees, Pesticide Registration Fund, Environmental Protection Agency                              | 068            | X | 5374 | 001 | 19,881,295.31    |
| User Fees, TSCA Service Fee Fund, Environmental Protection Agency  | 068            |   | 5664 | 001 | 3,531,499.96     |
| <b>Trust Fund Accounts:</b>  |                |   |      |     |                  |
| Recoveries, Hazardous Substance Superfund  | 068            | X | 8145 | 004 | 60,313,102.29    |
| Future Clean Up Cost Settlements, Hazardous Substance Superfund Trust Fund   | 068            | X | 8145 | 006 | 178,051,721.02   |
| <b>Budget Clearing Accounts:</b>   |                |   |      |     |                  |
| Budget Clearing Account (Suspense), Environmental Protection Agency  | 068            | F | 3875 | 000 | -10,122,677.28   |
| Total, Proprietary Receipts from the Public  |                |   |      |     | 308,669,691.24   |
| <b>Intrabudgetary Receipts Deducted by Agency</b>  |                |   |      |     |                  |
| <b>General Fund Accounts:</b>  |                |   |      |     |                  |
| Collections of Receivables from Cancelled Accounts, Environmental Protection Agency                                  | 068            |   | 3200 | 000 | 135,915.06       |
| <b>Special Fund Accounts:</b>  |                |   |      |     |                  |
| Interest on Investments, Pesticide Registration Fund, Environmental Protection Agency                                | 068            | X | 5374 | 002 | 446,730.20       |
| <b>Trust Fund Accounts:</b>  |                |   |      |     |                  |
| Interfund Transactions, Hazardous Substance Superfund  | 068            | X | 8145 | 005 | 1,217,809,376.46 |
| Payment from the General Fund, Leaking Underground Storage Tank Trust Fund   | 068            | X | 8153 | 040 | 1,000,000.00     |
| <b>Budget Clearing Accounts:</b>   |                |   |      |     |                  |
| Undistributed Intragovernmental Payments, Environmental Protection Agency  | 068            | F | 3885 | 000 | 9,291,309.39     |
| Total, Intrabudgetary Receipts Deducted by Agency  |                |   |      |     | 1,228,683,331.11 |
| <b>Undistributed Offsetting Receipts</b>   |                |   |      |     |                  |
| <b>Trust Fund Accounts:</b>  |                |   |      |     |                  |
| Earnings on Investments, Hazardous Substance Superfund   | 068            | X | 8145 | 002 | 294,906,857.67   |
| Earnings on Investments, Leaking Underground Storage Tank Trust Fund   | 068            | X | 8153 | 002 | 46,246,366.09    |
| Total, Undistributed Offsetting Receipts   |                |   |      |     | 341,153,223.76   |
| <b>Offsetting Governmental Receipts</b>  |                |   |      |     |                  |
| <b>Special Fund Accounts:</b>  |                |   |      |     |                  |
| Environmental Services, Environmental Protection Agency  | 068            |   | 5295 | 000 | 31,582,842.98    |
| Total, Offsetting Governmental Receipts  |                |   |      |     | 31,582,842.98    |
| Total, Environmental Protection Agency   |                |   |      |     | 3,321,034,740.35 |
| <b>Executive Office of the President</b>   |                |   |      |     |                  |
| <b>Proprietary Receipts from the Public</b>  |                |   |      |     |                  |
| <b>General Fund Accounts:</b>  |                |   |      |     |                  |
| General Fund Proprietary Receipts, Not Otherwise Classified, All Other   | 011            |   | 3220 | 000 | 78,089.51        |
| Total, Proprietary Receipts from the Public  |                |   |      |     | 78,089.51        |
| <b>Intrabudgetary Receipts Deducted by Agency</b>  |                |   |      |     |                  |
| <b>General Fund Accounts:</b>  |                |   |      |     |                  |
| Collections of Receivables from Cancelled Accounts   | 011            |   | 3200 | 000 | 26,514.96        |
| <b>Trust Fund Accounts:</b>  |                |   |      |     |                  |
| General Fund Payment, Trade Enforcement Trust Fund, Office of the U.S. Trade Representative, Executive Office of the | 011            | X | 8581 | 001 | 15,000,000.00    |
| <b>Budget Clearing Accounts:</b>   |                |   |      |     |                  |
| Undistributed Intragovernmental Payments, Office of Administration, Executive Office of the President                | 011            | F | 3885 | 017 | 1,044,151.45     |
| Total, Intrabudgetary Receipts Deducted by Agency  |                |   |      |     | 16,070,666.41    |
| Total, Executive Office of the President   |                |   |      |     | 16,148,755.92    |
| <b>General Services Administration</b>   |                |   |      |     |                  |
| <b>Proprietary Receipts from the Public</b>  |                |   |      |     |                  |
| <b>General Fund Accounts:</b>  |                |   |      |     |                  |
| General Fund Proprietary Interest, Not Otherwise Classified  | 047            |   | 1435 | 000 | 35,642.66        |
| General Fund Proprietary Receipts, Not Otherwise Classified, All Other   | 047            |   | 3220 | 000 | 18,733,299.17    |
| <b>Special Fund Accounts:</b>  |                |   |      |     |                  |
| Land and Water Conservation Fund, Surplus Property Sales, National Park Service                                      | 047            |   | 5005 | 002 | 28,538,307.35    |
| Receipts, Transportation Audit Contracts and Contract Administration, General Services Administration                | 047            |   | 5250 | 000 | -8,320,293.85    |
| Other Receipts, Surplus Real and Related Personal Property, General Services Administration                          | 047            |   | 5254 | 002 | 33,793,410.43    |
| Transfers of Surplus Real and Related Personal Property Receipts, General Services Administration                    | 047            |   | 5254 | 003 | -28,538,307.35   |
| Asset Proceeds, Asset Proceeds and Space Management Fund, General Services Administration                            | 047            |   | 5594 | 001 | 41,325,876.23    |
| <b>Budget Clearing Accounts:</b>   |                |   |      |     |                  |
| Real Property, General Services Administration   | 047            | F | 3840 | 000 | -2,100.00        |
| Proceeds of Sales, Personal Property, General Services Administration  | 047            | F | 3845 | 000 | 7,219,116.35     |
| Budget Clearing Account (Suspense), General Services Administration  | 047            | F | 3875 | 000 | 13,097.29        |

## Receipts By Department - Continued

| Classification  | Account Symbol |   |      |     | Amount         |
|---|----------------|---|------|-----|----------------|
|   | AID            | A | MAIN | SUB |                |
| Total, Proprietary Receipts from the Public   |                |   |      |     | 92,798,048.28  |
| <b>Intrabudgetary Receipts Deducted by Agency</b>   |                |   |      |     |                |
| <b>Special Fund Accounts:</b><br>Receipts, Acquisition Workforce Training Fund, General Services Administration                                       | 047            |   | 5381 | 001 | 16,284,681.50  |
| Total, Intrabudgetary Receipts Deducted by Agency   |                |   |      |     | 16,284,681.50  |
| Total, General Services Administration  |                |   |      |     | 109,082,729.78 |
| <b>International Assistance Programs</b>  |                |   |      |     |                |
| <b>Millennium Challenge Corporation</b>   |                |   |      |     |                |
| <b>Proprietary Receipts from the Public</b>   |                |   |      |     |                |
| <b>General Fund Accounts:</b><br>General Fund Proprietary Receipts, Not Otherwise Classified, All Other, Millennium Challenge Corporation             | 524            |   | 3220 | 077 | 100,262.69     |
| Total, Proprietary Receipts from the Public   |                |   |      |     | 100,262.69     |
| Total, Millennium Challenge Corporation   |                |   |      |     | 100,262.69     |
| <b>International Security Assistance</b>  |                |   |      |     |                |
| <b>Proprietary Receipts from the Public</b>   |                |   |      |     |                |
| <b>General Fund Accounts:</b><br>Foreign Military Financing, Downward Reestimate of Subsidies   | 011            |   | 2724 | 003 | 218,959,402.21 |
| Total, Proprietary Receipts from the Public   |                |   |      |     | 218,959,402.21 |
| Total, International Security Assistance  |                |   |      |     | 218,959,402.21 |
| <b>Agency for International Development</b>   |                |   |      |     |                |
| <b>Proprietary Receipts from the Public</b>   |                |   |      |     |                |
| <b>General Fund Accounts:</b><br>General Fund Proprietary Interest, Not Otherwise Classified  | 072            |   | 1435 | 000 | 717,268.90     |
| Downward Reestimates, MENA Loan Guarantee Program   | 072            |   | 2676 | 003 | 484,252,745.81 |
| Loan Guarantees to Israel, Downward Reestimates of Subsidies  | 072            |   | 2725 | 003 | 150,501,828.00 |
| General Fund Proprietary Receipts, Not Otherwise Classified   | 072            |   | 3220 | 000 | 20,516,731.42  |
| <b>Trust Fund Accounts:</b><br>United States Dollars Advanced from Foreign Governments for Technical Assistance, Agency for International Development | 072            | X | 8502 | 001 | 1,432,891.10   |
| Gifts and Donations, Agency for International Development   | 072            | X | 8824 | 001 | 65,178,992.78  |
| <b>Budget Clearing Accounts:</b><br>Proceeds of Sales, Personal Property (Suspense), Agency for International Development                             | 072            | F | 3845 | 000 | -268,141.15    |
| Total, Proprietary Receipts from the Public   |                |   |      |     | 722,332,316.86 |
| <b>Intrabudgetary Receipts Deducted by Agency</b>   |                |   |      |     |                |
| <b>General Fund Accounts:</b><br>Collections of Receivables from Cancelled Accounts   | 072            |   | 3200 | 000 | 1,485,115.25   |
| <b>Trust Fund Accounts:</b><br>Foreign National Employee Separation Liability Fund, Agency for International Development                              | 072            | X | 8342 | 001 | 6,081,554.10   |
| <b>Budget Clearing Accounts:</b><br>Undistributed Intragovernmental Payments, Agency for International Development                                    | 072            | F | 3885 | 000 | -288,683.03    |
| Total, Intrabudgetary Receipts Deducted by Agency   |                |   |      |     | 7,277,986.32   |
| Total, Agency for International Development   |                |   |      |     | 729,610,303.18 |
| <b>Peace Corps</b>  |                |   |      |     |                |
| <b>Proprietary Receipts from the Public</b>   |                |   |      |     |                |
| <b>Trust Fund Accounts:</b><br>Gifts and Contributions, Peace Corps   | 011            | X | 8245 | 001 | 150,693.89     |
| <b>Budget Clearing Accounts:</b><br>Proceeds of Sales, Personal Property (Suspense), Peace Corps  | 011            | F | 3845 | 044 | -535,586.04    |
| Total, Proprietary Receipts from the Public   |                |   |      |     | -384,892.15    |
| <b>Intrabudgetary Receipts Deducted by Agency</b>   |                |   |      |     |                |
| <b>Special Fund Accounts:</b><br>Collections, Host Country Resident Contractors Separation Liability Fund, Peace Corps                                | 011            | X | 5395 | 001 | 4,000,000.00   |
| Total, Intrabudgetary Receipts Deducted by Agency   |                |   |      |     | 4,000,000.00   |
| Total, Peace Corps  |                |   |      |     | 3,615,107.85   |
| <b>Inter-American Foundation</b>  |                |   |      |     |                |
| <b>Proprietary Receipts from the Public</b>   |                |   |      |     |                |
| <b>General Fund Accounts:</b><br>General Fund Proprietary Interest, Not Otherwise Classified, Inter-American Foundation                               | 164            |   | 1435 | 092 | .20            |

# Receipts By Department - Continued

| Classification   | Account Symbol |   |      |     | Amount            |
|--|----------------|---|------|-----|-------------------|
|  | AID            | A | MAIN | SUB |                   |
| <b>Trust Fund Accounts:</b><br>Gifts, Donations and Contributions, Inter-American Foundation                                       | 164            | X | 8243 | 001 | 502,190.70        |
| Total, Proprietary Receipts from the Public  |                |   |      |     | 502,190.90        |
| Total, Inter-American Foundation   |                |   |      |     | 502,190.90        |
| <b>African Development Foundation</b>  |                |   |      |     |                   |
| <b>Budget Receipts</b>   |                |   |      |     |                   |
| <b>General Fund Accounts:</b><br>Fines, Penalties, and Forfeitures, Not Otherwise Classified, African Development Foundation       | 166            |   | 1099 | 093 | 373.13            |
| Total, Budget Receipts   |                |   |      |     | 373.13            |
| <b>Proprietary Receipts from the Public</b>  |                |   |      |     |                   |
| <b>General Fund Accounts:</b><br>General Fund Proprietary Interest, Not Otherwise Classified, African Development Foundation       | 166            |   | 1435 | 093 | 36.83             |
| General Fund Proprietary Receipts, Not Otherwise Classified, African Development Foundation  | 166            |   | 3220 | 093 | 26,833.80         |
| <b>Trust Fund Accounts:</b><br>Gifts and Donations, African Development Foundation   | 166            | X | 8239 | 001 | 6,066,421.78      |
| Total, Proprietary Receipts from the Public  |                |   |      |     | 6,093,292.41      |
| Total, African Development Foundation  |                |   |      |     | 6,093,665.54      |
| <b>Military Sales Program</b>  |                |   |      |     |                   |
| <b>Proprietary Receipts from the Public</b>  |                |   |      |     |                   |
| <b>Trust Fund Accounts:</b><br>Deposits, Advances, Foreign Military Sales, Executive   | 011            | X | 8242 | 001 | 52,678,384,744.12 |
| Total, Proprietary Receipts from the Public  |                |   |      |     | 52,678,384,744.12 |
| Total, Military Sales Program  |                |   |      |     | 52,678,384,744.12 |
| <b>United States International Development Finance Corporation</b>   |                |   |      |     |                   |
| <b>Proprietary Receipts from the Public</b>  |                |   |      |     |                   |
| <b>General Fund Accounts:</b><br>Insurance of Debt Negative Subsidies, United States International Development Finance Corporation | 077            |   | 2688 | 001 | 6,427,685.51      |
| Loans, Downward Reestimates of Subsidy, United States International Development Finance Corporation                                | 077            |   | 2689 | 003 | 392,534,368.51    |
| Total, Proprietary Receipts from the Public  |                |   |      |     | 398,962,054.02    |
| Total, United States International Development Finance Corporation   |                |   |      |     | 398,962,054.02    |
| Total, International Assistance Programs   |                |   |      |     | 54,036,227,730.51 |
| <b>National Aeronautics and Space Administration</b>   |                |   |      |     |                   |
| <b>Proprietary Receipts from the Public</b>  |                |   |      |     |                   |
| <b>General Fund Accounts:</b><br>General Fund Proprietary Interest, Not Otherwise Classified                                       | 080            |   | 1435 | 000 | 4,994.18          |
| General Fund Proprietary Receipts, Not Otherwise Classified, All Other   | 080            |   | 3220 | 000 | 3,801,005.38      |
| Total, Proprietary Receipts from the Public  |                |   |      |     | 3,805,999.56      |
| <b>Intrabudgetary Receipts Deducted by Agency</b>  |                |   |      |     |                   |
| <b>General Fund Accounts:</b><br>Collections of Receivables from Canceled Accounts, National Aeronautics and Space Administration  | 080            |   | 3200 | 000 | 2,722,404.54      |
| Total, Intrabudgetary Receipts Deducted by Agency  |                |   |      |     | 2,722,404.54      |
| <b>Undistributed Offsetting Receipts</b>   |                |   |      |     |                   |
| <b>Trust Fund Accounts:</b><br>Interest on Investments, Endeavor Teacher Fellowship Trust  | 080            | X | 8550 | 002 | 16,301.63         |
| Earnings and Investments, Science, Space and Technology Education Trust Fund   | 080            | X | 8978 | 002 | 114,556.88        |
| Total, Undistributed Offsetting Receipts   |                |   |      |     | 130,858.51        |
| Total, National Aeronautics and Space Administration   |                |   |      |     | 6,659,262.61      |
| <b>National Science Foundation</b>   |                |   |      |     |                   |
| <b>Proprietary Receipts from the Public</b>  |                |   |      |     |                   |
| <b>General Fund Accounts:</b><br>General Fund Proprietary Interest, Not Otherwise Classified                                       | 049            |   | 1435 | 000 | 3,449.59          |
| Collections and Receivables from Cancelled Accounts  | 049            |   | 3200 | 000 | 717,684.35        |
| General Fund Proprietary Receipts, Not Otherwise Classified, All Other   | 049            |   | 3220 | 000 | 3,024,420.45      |
| <b>Trust Fund Accounts:</b><br>Donations to National Science Foundation  | 049            | X | 8960 | 001 | 27,743,102.37     |
| Total, Proprietary Receipts from the Public  |                |   |      |     | 31,488,656.76     |
| Total, National Science Foundation   |                |   |      |     | 31,488,656.76     |

## Receipts By Department - Continued

| Classification  | Account Symbol |   |      |     | Amount               |
|---|----------------|---|------|-----|----------------------|
|   | AID            | A | MAIN | SUB |                      |
| <b>Office of Personnel Management</b>   |                |   |      |     |                      |
| <b>Budget Receipts</b>  |                |   |      |     |                      |
| <b>General Fund Accounts:</b><br>Fines, Penalties, Forfeitures, Not Otherwise Classified, Office of Personnel Management                      | 024            |   | 1099 | 000 | 36.00                |
| <b>Trust Fund Accounts:</b><br>Deductions from Employees Salaries, Civil Service Retirement and Disability Fund                               | 024            | X | 8135 | 001 | 6,238,922,547.49     |
| Voluntary Contributions, Donations, Service Credit Payments, Etc., Civil Service Retirement and Disability Fund                               | 024            | X | 8135 | 003 | 573,548,934.95       |
| Contributions from Employing Non-Federal Agencies, Civil Service Retirement and Disability Fund   | 024            | X | 8135 | 021 | 21,508,912.85        |
| Total, Budget Receipts  |                |   |      |     | 6,833,980,431.29     |
| <b>Proprietary Receipts from the Public</b>   |                |   |      |     |                      |
| <b>General Fund Accounts:</b><br>General Fund Proprietary Interest, Not Otherwise Classified  | 024            |   | 1435 | 000 | 3.66                 |
| General Fund Proprietary Receipts, Not Otherwise Classified, All Other  | 024            |   | 3220 | 000 | 5,200,948.27         |
| Total, Proprietary Receipts from the Public   |                |   |      |     | 5,200,951.93         |
| <b>Intrabudgetary Receipts Deducted by Agency</b>   |                |   |      |     |                      |
| <b>Special Fund Accounts:</b><br>Earnings on Investments, Postal Service Contributions for Retiree Health, Office of Personnel Management     | 024            | X | 5391 | 002 | 791,008,079.42       |
| Transfer from Civil Service Fund for Excess Postal Pension, Retiree Health Benefits, Office of Personnel Management                           | 024            | X | 5391 | 004 | 3,688,542.38         |
| <b>Trust Fund Accounts:</b><br>Federal Contribution, Civil Service Retirement and Disability Fund   | 024            | X | 8135 | 005 | 49,888,689,628.00    |
| Employing Agency Payments for Salaries of Reemployed Annuitants, (Suspense) Civil Service Retirement and Disability                           | 024            | X | 8135 | 007 | 42,554,587.69        |
| Total, Intrabudgetary Receipts Deducted by Agency   |                |   |      |     | 50,725,940,837.49    |
| <b>Undistributed Offsetting Receipts</b>  |                |   |      |     |                      |
| <b>Trust Fund Accounts:</b><br>Employing Agency Contributions, Suspense, Civil Service Retirement and Disability Fund                         | 024            | X | 8135 | 002 | 44,127,505,315.05    |
| Earnings on Investments, Civil Service Retirement and Disability Fund   | 024            | X | 8135 | 004 | 23,758,228,737.23    |
| Employer's Contributions from Off-Budget Federal Agencies, Civil Service Retirement and Disability Fund                                       | 024            | X | 8135 | 022 | 4,836,729,624.75     |
| Supplementary Retirement Contributions from Off-Budget Federal Agencies, Civil Service Retirement and   | 024            | X | 8135 | 023 | 600,000,000.00       |
| Interest Received by the Trust Fund from Federal Financing Bank Obligations, Civil Service Retirement Disability Fund                         | 024            | X | 8135 | 025 | 127,579,515.04       |
| Total, Undistributed Offsetting Receipts  |                |   |      |     | 73,450,043,192.07    |
| Total, Office of Personnel Management   |                |   |      |     | 131,015,165,412.78   |
| <b>Small Business Administration</b>  |                |   |      |     |                      |
| <b>Proprietary Receipts from the Public</b>   |                |   |      |     |                      |
| <b>General Fund Accounts:</b><br>Disaster Loan Program, Downward Reestimates of Subsidies   | 073            |   | 2721 | 003 | 482,027,722.00       |
| Business Loan Program, Downward Reestimates of Subsidies  | 073            |   | 2722 | 003 | 4,468,811,406.00     |
| General Fund Proprietary Receipts, Not Otherwise Classified, All Other  | 073            |   | 3220 | 000 | 18,739.00            |
| <b>Budget Clearing Accounts:</b><br>Budget Clearing Account (Suspense), Small Business Administration   | 073            | F | 3875 | 000 | 16,404,872.88        |
| Total, Proprietary Receipts from the Public   |                |   |      |     | 4,967,262,739.88     |
| <b>Intrabudgetary Receipts Deducted by Agency</b>   |                |   |      |     |                      |
| <b>General Fund Accounts:</b><br>Collections of Receivables from Cancelled Accounts, Small Business Administration                            | 073            |   | 3200 | 000 | 5,385.23             |
| <b>Budget Clearing Accounts:</b><br>Undistributed Intragovernmental Payments, Small Business Administration                                   | 073            | F | 3885 | 000 | 1,329,486.53         |
| Total, Intrabudgetary Receipts Deducted by Agency   |                |   |      |     | 1,334,871.76         |
| Total, Small Business Administration  |                |   |      |     | 4,968,597,611.64     |
| <b>Social Security Administration</b>   |                |   |      |     |                      |
| <b>Budget Receipts</b>  |                |   |      |     |                      |
| <b>Trust Fund Accounts:</b><br>Transfers from General Fund of Amounts Equal to FICA Taxes, Federal Old-Age and Survivors Insurance Trust Fund | 028            | X | 8006 | 001 | 973,798,332,945.15   |
| Transfers from General Fund of Amounts Equal to SECA Taxes, Federal Old-Age and Survivors Insurance Trust Fund                                | 028            | X | 8006 | 011 | 46,643,873,732.86    |
| Transfers from General Fund of Amounts Equal to FICA Taxes, Federal Disability Insurance Trust Fund   | 028            | X | 8007 | 001 | 165,361,856,586.53   |
| Transfers from General Fund of Amounts Equal to SECA Taxes, Federal Disability Insurance Trust Fund   | 028            | X | 8007 | 011 | 7,951,257,253.63     |
| Total, Budget Receipts  |                |   |      |     | 1,193,755,320,518.17 |
| <b>Proprietary Receipts from the Public</b>   |                |   |      |     |                      |
| <b>General Fund Accounts:</b><br>General Fund Proprietary Interest, Not Otherwise Classified, Social Security Administration                  | 028            |   | 1435 | 000 | 1,096.63             |
| SSI, Attorney Fees  | 028            |   | 2417 | 000 | 6,269,175.60         |
| SSI Administrative Fee Receipts Account, Social Security Administration   | 028            |   | 2418 | 000 | 81,014,315.00        |
| Recovery of Beneficiary Overpayments from the Supplemental Security Income Program, Health and Human Services                                 | 028            |   | 3096 | 000 | 2,504,999,808.26     |
| General Fund Proprietary Receipts, Not Otherwise Classified, All Other, Social Security Administration  | 028            |   | 3220 | 000 | 26,386.77            |
| <b>Special Fund Accounts:</b><br>State Supplemental Fees, Social Security Administration  | 028            |   | 5419 | 001 | 152,063,803.17       |
| Administration Fees, Special Benefits for Certain World War II Veterans, Social Security Administration                                       | 028            |   | 5555 | 001 | 7,537.03             |



# Receipts By Department - Continued

| Classification   | Account Symbol |   |      |     | Amount               |
|--|----------------|---|------|-----|----------------------|
|  | AID            | A | MAIN | SUB |                      |
| <b>Trust Fund Accounts:</b>  |                |   |      |     |                      |
| Tax Refund, Offset Collections, Federal Old-Age Survivors Insurance Trust Fund   | 028            | X | 8006 | 009 | -1,892.61            |
| Non-Attorney Fees, Federal Old Age Survivors Insurance Trust Fund  | 028            | X | 8006 | 028 | 127,000.00           |
| Other Proprietary Receipts, Federal Old-Age and Survivors Insurance Trust Fund   | 028            | X | 8006 | 029 | 2,286,567.21         |
| Attorney Fees, Federal Old-Age and Survivors Insurance Trust Fund  | 028            | X | 8006 | 031 | 874,932.57           |
| Gifts, Federal Old-Age and Survivors Insurance Trust Fund  | 028            | X | 8006 | 042 | 45,108.10            |
| Tax Refund, Offset Collections, Federal Disability Insurance Trust Fund  | 028            | X | 8007 | 009 | -17,221.00           |
| Attorney Fees, Federal Disability Insurance Trust Fund   | 028            | X | 8007 | 031 | 21,431,929.86        |
| Gifts, Federal Disability Insurance Trust Fund   | 028            | X | 8007 | 042 | 37,150.00            |
| Total, Proprietary Receipts from the Public  |                |   |      |     | 2,769,165,696.59     |
| <b>Intrabudgetary Receipts Deducted by Agency</b>  |                |   |      |     |                      |
| <b>Trust Fund Accounts:</b>  |                |   |      |     |                      |
| Miscellaneous Federal Payments, Federal Old-Age and Survivors Insurance Trust Fund   | 028            | X | 8006 | 006 | 49,954,393,458.59    |
| FOASI, General Fund Payments for Payroll Tax Holiday, SSA  | 028            | X | 8006 | 018 | 119,341.64           |
| Federal Payments for Pension Reform Administrative Expenses, Federal Old-Age and Survivors Insurance Trust Fund              | 028            | X | 8006 | 043 | 2,282,997.84         |
| Miscellaneous Federal Payments, Federal Disability Insurance Trust Fund  | 028            | X | 8007 | 006 | 1,024,639,055.53     |
| FDI, General Fund Payments for Payroll Tax Holiday, SSA  | 028            | X | 8007 | 018 | 20,265.61            |
| Total, Intrabudgetary Receipts Deducted by Agency  |                |   |      |     | 50,981,455,119.21    |
| <b>Undistributed Offsetting Receipts</b>   |                |   |      |     |                      |
| <b>Trust Fund Accounts:</b>  |                |   |      |     |                      |
| Earnings on Investments, Federal Old-Age and Survivors Insurance Trust Fund  | 028            | X | 8006 | 002 | 63,266,891,773.12    |
| Transfers from General Fund of Amounts Equal to Federal Employer Contributions for FICA Taxes, Federal Old-Age and Survivors | 028            | X | 8006 | 012 | 18,533,000,000.00    |
| Earnings on Investments, Federal Disability Insurance Trust Fund   | 028            | X | 8007 | 002 | 3,239,629,669.97     |
| Transfers from General Fund of Amounts Equal to Federal Employer Contributions for FICA Taxes, Federal Disability Insurance  | 028            | X | 8007 | 012 | 3,146,000,000.00     |
| Total, Undistributed Offsetting Receipts   |                |   |      |     | 88,185,521,443.09    |
| Total, Social Security Administration  |                |   |      |     | 1,335,691,462,777.06 |
| <b>Independent Agencies</b>  |                |   |      |     |                      |
| <b>Barry Goldwater Scholarship and Excellence in Education Foundation</b>  |                |   |      |     |                      |
| <b>Proprietary Receipts from the Public</b>  |                |   |      |     |                      |
| <b>Trust Fund Accounts:</b>  |                |   |      |     |                      |
| Trust Fund, Barry Goldwater Scholarship and Excellence in Education Foundation   | 313            | X | 8281 | 003 | 1,550.00             |
| Total, Proprietary Receipts from the Public  |                |   |      |     | 1,550.00             |
| <b>Undistributed Offsetting Receipts</b>   |                |   |      |     |                      |
| <b>Trust Fund Accounts:</b>  |                |   |      |     |                      |
| Interest on Investments, Barry Goldwater Scholarship and Excellence in Education Foundation                                  | 313            | X | 8281 | 002 | 1,526,654.56         |
| Total, Undistributed Offsetting Receipts   |                |   |      |     | 1,526,654.56         |
| Total, Barry Goldwater Scholarship and Excellence in Education Foundation  |                |   |      |     | 1,528,204.56         |
| <b>United States Agency for Global Media</b>   |                |   |      |     |                      |
| <b>Proprietary Receipts from the Public</b>  |                |   |      |     |                      |
| <b>General Fund Accounts:</b>  |                |   |      |     |                      |
| General Fund Proprietary Receipts, Not Otherwise Classified, All Other, United States Agency for Global Media                | 514            |   | 3220 | 068 | 12,596.68            |
| <b>Budget Clearing Accounts:</b>   |                |   |      |     |                      |
| Proceeds of Sale, Personal Property, United States Agency for Global Media   | 514            | F | 3845 | 068 | -42,091.42           |
| Total, Proprietary Receipts from the Public  |                |   |      |     | -29,494.74           |
| <b>Intrabudgetary Receipts Deducted by Agency</b>  |                |   |      |     |                      |
| <b>Trust Fund Accounts:</b>  |                |   |      |     |                      |
| Foreign Service National Separation Liability Trust Fund, United States Agency for Global Media                              | 514            | X | 8285 | 001 | 467,902.00           |
| Total, Intrabudgetary Receipts Deducted by Agency  |                |   |      |     | 467,902.00           |
| Total, United States Agency for Global Media   |                |   |      |     | 438,407.26           |
| <b>Bureau of Consumer Financial Protection</b>   |                |   |      |     |                      |
| <b>Budget Receipts</b>   |                |   |      |     |                      |
| <b>Special Fund Accounts:</b>  |                |   |      |     |                      |
| Transfers from the Federal Reserve Board, Bureau of Consumer Financial Protection Fund                                       | 581            | X | 5577 | 001 | 721,200,000.00       |
| Interstate Land Sales, Bureau of Consumer Financial Protection   | 581            | X | 5577 | 003 | 71,900.00            |
| Penalties and Fines, Consumer Financial Protection, Bureau of Consumer Financial Protection                                  | 581            | X | 5578 | 001 | 1,918,920,116.45     |
| Total, Budget Receipts   |                |   |      |     | 2,640,192,016.45     |
| <b>Proprietary Receipts from the Public</b>  |                |   |      |     |                      |
| <b>General Fund Accounts:</b>  |                |   |      |     |                      |
| General Fund Proprietary Receipts, Not Otherwise Classified, All Other, FOIA Fees, Bureau of Consumer Financial Protection   | 581            |   | 3220 | 085 | 3,076.77             |
| Total, Proprietary Receipts from the Public  |                |   |      |     | 3,076.77             |
| <b>Intrabudgetary Receipts Deducted by Agency</b>  |                |   |      |     |                      |
| <b>Special Fund Accounts:</b>  |                |   |      |     |                      |
| Earnings on Investments, Bureau of Consumer Financial Protection Fund  | 581            | X | 5577 | 002 | 24,132,468.91        |

## Receipts By Department - Continued

| Classification  | Account Symbol |   |      |     | Amount           |
|---|----------------|---|------|-----|------------------|
|   | AID            | A | MAIN | SUB |                  |
| Total, Intradepartmental Receipts Deducted by Agency  |                |   |      |     | 24,132,468.91    |
| Total, Bureau of Consumer Financial Protection  |                |   |      |     | 2,664,327,562.13 |
| <b>Chemical Safety and Hazard Investigation Board</b>   |                |   |      |     |                  |
| <b>Budget Receipts</b>  |                |   |      |     |                  |
| <b>General Fund Accounts:</b><br>Fines, Penalties, and Forfeitures, Not Otherwise Classified, Chemical Safety and Hazard Investigation Board  | 510            |   | 1099 | 064 | 2,327.32         |
| Total, Budget Receipts  |                |   |      |     | 2,327.32         |
| <b>Proprietary Receipts from the Public</b>   |                |   |      |     |                  |
| <b>General Fund Accounts:</b><br>General Fund Proprietary Interest, Not Otherwise Classified, Chemical Safety and Hazard Investigation Board  | 510            |   | 1435 | 064 | 1,035.18         |
| General Fund Proprietary Receipts, Not Otherwise Classified, All Other, Chemical Safety and Hazard Investigation Board                        | 510            |   | 3220 | 064 | 75.00            |
| Total, Proprietary Receipts from the Public   |                |   |      |     | 1,110.18         |
| Total, Chemical Safety and Hazard Investigation Board   |                |   |      |     | 3,437.50         |
| <b>Commodity Futures Trading Commission</b>   |                |   |      |     |                  |
| <b>Budget Receipts</b>  |                |   |      |     |                  |
| <b>General Fund Accounts:</b><br>Forfeitures of Unclaimed Money and Property, Commodity Futures Trading Commission                            | 339            |   | 1060 | 140 | 66,427.88        |
| Total, Budget Receipts  |                |   |      |     | 66,427.88        |
| <b>Proprietary Receipts from the Public</b>   |                |   |      |     |                  |
| <b>General Fund Accounts:</b><br>General Fund Proprietary Receipts, Not Otherwise Classified, All Other, Commodity Futures Trading Commission | 339            |   | 3220 | 140 | 5,993.93         |
| Total, Proprietary Receipts from the Public   |                |   |      |     | 5,993.93         |
| Total, Commodity Futures Trading Commission   |                |   |      |     | 72,421.81        |
| <b>Consumer Product Safety Commission</b>   |                |   |      |     |                  |
| <b>Proprietary Receipts from the Public</b>   |                |   |      |     |                  |
| <b>General Fund Accounts:</b><br>General Fund Proprietary Interest, Not Otherwise Classified  | 061            |   | 1435 | 000 | 3.24             |
| General Fund Proprietary Receipts, Not Otherwise Classified, All Other  | 061            |   | 3220 | 000 | 28,215.64        |
| Total, Proprietary Receipts from the Public   |                |   |      |     | 28,218.88        |
| Total, Consumer Product Safety Commission   |                |   |      |     | 28,218.88        |
| <b>Corporation for National and Community Service</b>   |                |   |      |     |                  |
| <b>Proprietary Receipts from the Public</b>   |                |   |      |     |                  |
| <b>General Fund Accounts:</b><br>General Fund Proprietary Interest, Not Otherwise Classified, Corporation for National and Community Service  | 485            |   | 1435 | 055 | 738.89           |
| General Fund Proprietary Receipts, Not Otherwise Classified, All Other, Corporation for National and Community Service                        | 485            |   | 3220 | 055 | 720,909.38       |
| <b>Trust Fund Accounts:</b><br>Gifts and Contributions, Action  | 485            | X | 8981 | 001 | 9,682.07         |
| Total, Proprietary Receipts from the Public   |                |   |      |     | 731,330.34       |
| <b>Intradepartmental Receipts Deducted by Agency</b>  |                |   |      |     |                  |
| <b>General Fund Accounts:</b><br>Collections of Receivables from Canceled Accounts, Corporation for National and Community Service            | 485            |   | 3200 | 055 | 2,030.90         |
| <b>Trust Fund Accounts:</b><br>Payment from the General Fund, Corporation for National and Community Service                                  | 485            | X | 8267 | 003 | 230,000,000.00   |
| Payment from Operating Expenses, National Service Trust Fund  | 485            | X | 8267 | 005 | 25,720,591.32    |
| Total, Intradepartmental Receipts Deducted by Agency  |                |   |      |     | 255,722,622.22   |
| <b>Undistributed Offsetting Receipts</b>  |                |   |      |     |                  |
| <b>Trust Fund Accounts:</b><br>Interest on Investments, Corporation for National Community Service  | 485            | X | 8267 | 002 | 20,815,422.24    |
| Total, Undistributed Offsetting Receipts  |                |   |      |     | 20,815,422.24    |
| Total, Corporation for National and Community Service   |                |   |      |     | 277,269,374.80   |
| <b>Corporation for Travel Promotion</b>   |                |   |      |     |                  |
| <b>Budget Receipts</b>  |                |   |      |     |                  |
| <b>Special Fund Accounts:</b><br>Fees, Travel Promotion Fund, Corporation for Travel Promotion  | 580            |   | 5585 | 001 | 198,209,338.00   |
| Total, Budget Receipts  |                |   |      |     | 198,209,338.00   |
| Total, Corporation for Travel Promotion   |                |   |      |     | 198,209,338.00   |

# Receipts By Department - Continued

| Classification   | Account Symbol |   |      |     | Amount         |
|--|----------------|---|------|-----|----------------|
|  | AID            | A | MAIN | SUB |                |
| <b>Council of the Inspectors General on Integrity and Efficiency</b>   |                |   |      |     |                |
| <b>Budget Receipts</b>   |                |   |      |     |                |
| <b>General Fund Accounts:</b>  |                |   |      |     |                |
| General Fund Proprietary Receipts, Not Otherwise Classified, All Other, Council of the Inspectors General on Integrity and | 542            |   | 3220 | 083 | 1,200.00       |
| Total, Budget Receipts   |                |   |      |     | 1,200.00       |
| Total, Council of the Inspectors General on Integrity and Efficiency   |                |   |      |     | 1,200.00       |
| <b>Defense Nuclear Facilities Safety Board</b>   |                |   |      |     |                |
| <b>Proprietary Receipts from the Public</b>  |                |   |      |     |                |
| <b>General Fund Accounts:</b>  |                |   |      |     |                |
| General Fund Proprietary Receipts, Not Otherwise Classified, All Other, Defense Nuclear Facilities Safety Board            | 347            |   | 3220 | 046 | 230.00         |
| Total, Proprietary Receipts from the Public  |                |   |      |     | 230.00         |
| Total, Defense Nuclear Facilities Safety Board   |                |   |      |     | 230.00         |
| <b>Delta Regional Authority</b>  |                |   |      |     |                |
| <b>Budget Receipts</b>   |                |   |      |     |                |
| <b>General Fund Accounts:</b>  |                |   |      |     |                |
| J1 Visa Waiver Application Filing Fees and Conference Fees, Delta Regional Authority                                       | 517            |   | 0857 | 073 | 1,916,781.66   |
| Total, Budget Receipts   |                |   |      |     | 1,916,781.66   |
| Total, Delta Regional Authority  |                |   |      |     | 1,916,781.66   |
| <b>District of Columbia</b>  |                |   |      |     |                |
| <b>District of Columbia Courts</b>   |                |   |      |     |                |
| <b>Budget Receipts</b>   |                |   |      |     |                |
| <b>Special Fund Accounts:</b>  |                |   |      |     |                |
| Fines and Fees, District of Columbia Victims Compensation Fund, District of Columbia Courts                                | 349            | X | 5676 | 001 | 6,673,777.21   |
| <b>Trust Fund Accounts:</b>  |                |   |      |     |                |
| Deductions from Employees Salaries   | 020            | X | 8212 | 001 | 784,564.47     |
| Total, Budget Receipts   |                |   |      |     | 7,458,341.68   |
| <b>Proprietary Receipts from the Public</b>  |                |   |      |     |                |
| <b>General Fund Accounts:</b>  |                |   |      |     |                |
| General Fund Proprietary Receipts, Not Otherwise Classified, All Other, Public Defender Service, District of Columbia      | 511            |   | 3220 | 070 | 658.00         |
| Total, Proprietary Receipts from the Public  |                |   |      |     | 658.00         |
| <b>Intrabudgetary Receipts Deducted by Agency</b>  |                |   |      |     |                |
| <b>Trust Fund Accounts:</b>  |                |   |      |     |                |
| Federal Payments to D.C. Judicial Retirement and Survivors Annuity Fund  | 020            | X | 8212 | 003 | 22,475,000.00  |
| Total, Intrabudgetary Receipts Deducted by Agency  |                |   |      |     | 22,475,000.00  |
| <b>Undistributed Offsetting Receipts</b>   |                |   |      |     |                |
| <b>Trust Fund Accounts:</b>  |                |   |      |     |                |
| Interest on Investments  | 020            | X | 8212 | 002 | 4,527,672.51   |
| Total, Undistributed Offsetting Receipts   |                |   |      |     | 4,527,672.51   |
| Total, District of Columbia Courts   |                |   |      |     | 34,461,672.19  |
| <b>District of Columbia General and Special Payments</b>   |                |   |      |     |                |
| <b>Proprietary Receipts from the Public</b>  |                |   |      |     |                |
| <b>General Fund Accounts:</b>  |                |   |      |     |                |
| General Fund Proprietary Receipts, Not Otherwise Classified, All Other, District of Columbia                               | 349            |   | 3220 | 069 | 11,543.55      |
| Total, Proprietary Receipts from the Public  |                |   |      |     | 11,543.55      |
| <b>Intrabudgetary Receipts Deducted by Agency</b>  |                |   |      |     |                |
| <b>Special Fund Accounts:</b>  |                |   |      |     |                |
| Federal Contribution, DC Federal Pension Fund  | 020            | X | 5511 | 001 | 608,700,000.00 |
| Earnings on Investments, DC Federal Pension Fund   | 020            | X | 5511 | 002 | 91,942,277.62  |
| Total, Intrabudgetary Receipts Deducted by Agency  |                |   |      |     | 700,642,277.62 |
| Total, District of Columbia General and Special Payments   |                |   |      |     | 700,653,821.17 |
| Total, District of Columbia  |                |   |      |     | 735,115,493.36 |
| <b>Equal Employment Opportunity Commission</b>   |                |   |      |     |                |
| <b>Proprietary Receipts from the Public</b>  |                |   |      |     |                |
| <b>General Fund Accounts:</b>  |                |   |      |     |                |
| General Fund Proprietary Receipts, Not Otherwise Classified, All Other   | 045            |   | 3220 | 000 | 57,812.68      |

## Receipts By Department - Continued

| Classification  | Account Symbol |   |      |     | Amount           |
|---|----------------|---|------|-----|------------------|
|   | AID            | A | MAIN | SUB |                  |
| Total, Proprietary Receipts from the Public   |                |   |      |     | 57,812.68        |
| <b>Intrabudgetary Receipts Deducted by Agency</b>   |                |   |      |     |                  |
| <b>General Fund Accounts:</b>   |                |   |      |     |                  |
| Collections of Receivables from Cancelled Accounts, Equal Employment Opportunity Commission         | 045            |   | 3200 | 000 | 3,998.82         |
| Total, Intrabudgetary Receipts Deducted by Agency   |                |   |      |     | 3,998.82         |
| Total, Equal Employment Opportunity Commission  |                |   |      |     | 61,811.50        |
| <b>Export-Import Bank of the United States</b>  |                |   |      |     |                  |
| <b>Proprietary Receipts from the Public</b>   |                |   |      |     |                  |
| <b>General Fund Accounts:</b>   |                |   |      |     |                  |
| Export Import Bank Guaranteed Loans, Downward Reestimates   | 083            |   | 2727 | 003 | 429,415,532.00   |
| General Fund Proprietary Receipts, Not Otherwise Classified, All Other                              | 083            |   | 3220 | 000 | 685.00           |
| Total, Proprietary Receipts from the Public   |                |   |      |     | 429,416,217.00   |
| Total, Export-Import Bank of the United States  |                |   |      |     | 429,416,217.00   |
| <b>Farm Credit Administration</b>   |                |   |      |     |                  |
| <b>Proprietary Receipts from the Public</b>   |                |   |      |     |                  |
| <b>General Fund Accounts:</b>   |                |   |      |     |                  |
| General Fund Proprietary Interest, Not Otherwise Classified   | 352            |   | 1435 | 000 | 8.80             |
| General Fund Proprietary Receipts, Not Otherwise Classified, All Other                              | 352            |   | 3220 | 001 | 6,500.00         |
| Total, Proprietary Receipts from the Public   |                |   |      |     | 6,508.80         |
| Total, Farm Credit Administration   |                |   |      |     | 6,508.80         |
| <b>Federal Communications Commission</b>  |                |   |      |     |                  |
| <b>Budget Receipts</b>  |                |   |      |     |                  |
| <b>Special Fund Accounts:</b>   |                |   |      |     |                  |
| Universal Service Fund, Federal Communications Commission   | 027            | X | 5183 | 001 | 7,900,702,416.97 |
| Contributions for Telecommunications Relay Services, Telecommunications Relay Services Fund         | 027            | X | 5700 | 001 | 1,006,653,700.09 |
| Total, Budget Receipts  |                |   |      |     | 8,907,356,117.06 |
| <b>Proprietary Receipts from the Public</b>   |                |   |      |     |                  |
| <b>General Fund Accounts:</b>   |                |   |      |     |                  |
| Fees and Other Charges for Communication and Transportation Service, Not Otherwise Classified       | 027            |   | 2429 | 000 | 20,377,013.24    |
| General Fund Proprietary Receipts, Not Otherwise Classified, All Other                              | 027            |   | 3220 | 000 | 9,627,605.69     |
| Total, Proprietary Receipts from the Public   |                |   |      |     | 30,004,618.93    |
| Total, Federal Communications Commission  |                |   |      |     | 8,937,360,735.99 |
| <b>Federal Election Commission</b>  |                |   |      |     |                  |
| <b>Proprietary Receipts from the Public</b>   |                |   |      |     |                  |
| <b>General Fund Accounts:</b>   |                |   |      |     |                  |
| General Fund Proprietary Receipts, Not Otherwise Classified, All Other, Federal Election Commission | 360            |   | 3220 | 160 | 65,519.77        |
| Total, Proprietary Receipts from the Public   |                |   |      |     | 65,519.77        |
| Total, Federal Election Commission  |                |   |      |     | 65,519.77        |
| <b>Federal Financial Institutions Examination Council</b>   |                |   |      |     |                  |
| <b>Budget Receipts</b>  |                |   |      |     |                  |
| <b>Special Fund Accounts:</b>   |                |   |      |     |                  |
| Registry Fees, Appraisal Subcommittee   | 362            | X | 5026 | 001 | 10,288,784.24    |
| Incremental Registry Fees (Dodd-Frank Act), Appraisal Subcommittee                                  | 362            |   | 5026 | 003 | 1,165,631.77     |
| Total, Budget Receipts  |                |   |      |     | 11,454,416.01    |
| Total, Federal Financial Institutions Examination Council   |                |   |      |     | 11,454,416.01    |
| <b>Federal Housing Finance Agency</b>   |                |   |      |     |                  |
| <b>Budget Receipts</b>  |                |   |      |     |                  |
| <b>Special Fund Accounts:</b>   |                |   |      |     |                  |
| Fees on GSES for Administrative Expenses, Federal Housing Finance Agency                            | 537            | X | 5532 | 001 | 386,101,639.00   |
| Total, Budget Receipts  |                |   |      |     | 386,101,639.00   |
| <b>Intrabudgetary Receipts Deducted by Agency</b>   |                |   |      |     |                  |
| <b>Special Fund Accounts:</b>   |                |   |      |     |                  |
| Interest Earnings on Investments in Treasury Securities, Federal Housing Finance Agency             | 537            | X | 5532 | 002 | 9,932,569.04     |
| Total, Intrabudgetary Receipts Deducted by Agency   |                |   |      |     | 9,932,569.04     |
| Total, Federal Housing Finance Agency   |                |   |      |     | 396,034,208.04   |

# Receipts By Department - Continued

| Classification   | Account Symbol |   |      |     | Amount       |
|--|----------------|---|------|-----|--------------|
|  | AID            | A | MAIN | SUB |              |
| <b>Federal Maritime Commission</b>   |                |   |      |     |              |
| <b>Proprietary Receipts from the Public</b>  |                |   |      |     |              |
| <b>General Fund Accounts:</b>  |                |   |      |     |              |
| General Fund Proprietary Interest, Not Otherwise Classified  | 065            |   | 1435 | 000 | 97.49        |
| General Fund Proprietary Receipts, Not Otherwise Classified, All Other   | 065            |   | 3220 | 000 | 426,043.99   |
| Total, Proprietary Receipts from the Public  |                |   |      |     | 426,141.48   |
| Total, Federal Maritime Commission   |                |   |      |     | 426,141.48   |
| <b>Federal Mediation and Conciliation Service</b>  |                |   |      |     |              |
| <b>Proprietary Receipts from the Public</b>  |                |   |      |     |              |
| <b>General Fund Accounts:</b>  |                |   |      |     |              |
| General Fund Proprietary Receipts, Not Otherwise Classified, All Other   | 093            |   | 3220 | 000 | 200.00       |
| Total, Proprietary Receipts from the Public  |                |   |      |     | 200.00       |
| Total, Federal Mediation and Conciliation Service  |                |   |      |     | 200.00       |
| <b>Federal Mine Safety and Health Review Commission</b>  |                |   |      |     |              |
| <b>Proprietary Receipts from the Public</b>  |                |   |      |     |              |
| <b>General Fund Accounts:</b>  |                |   |      |     |              |
| General Fund Proprietary Receipts, Not Otherwise Classified, All Other, Federal Mine Safety and Health Review Commission | 368            |   | 3220 | 028 | 322.50       |
| Total, Proprietary Receipts from the Public  |                |   |      |     | 322.50       |
| Total, Federal Mine Safety and Health Review Commission  |                |   |      |     | 322.50       |
| <b>Federal Trade Commission</b>  |                |   |      |     |              |
| <b>Proprietary Receipts from the Public</b>  |                |   |      |     |              |
| <b>General Fund Accounts:</b>  |                |   |      |     |              |
| General Fund Proprietary Receipts, Not Otherwise Classified, All Other   | 029            |   | 3220 | 000 | 4,441,826.95 |
| Total, Proprietary Receipts from the Public  |                |   |      |     | 4,441,826.95 |
| Total, Federal Trade Commission  |                |   |      |     | 4,441,826.95 |
| <b>Harry S Truman Scholarship Foundation</b>   |                |   |      |     |              |
| <b>Proprietary Receipts from the Public</b>  |                |   |      |     |              |
| <b>Trust Fund Accounts:</b>  |                |   |      |     |              |
| Gifts and Donations, Harry S. Truman Scholarship Foundation  | 372            | X | 8296 | 001 | 30,767.41    |
| Total, Proprietary Receipts from the Public  |                |   |      |     | 30,767.41    |
| <b>Intrabudgetary Receipts Deducted by Agency</b>  |                |   |      |     |              |
| <b>Trust Fund Accounts:</b>  |                |   |      |     |              |
| General Fund Payment, Harry S. Truman Scholarship Foundation   | 372            | X | 8296 | 003 | 3,000,000.00 |
| Total, Intrabudgetary Receipts Deducted by Agency  |                |   |      |     | 3,000,000.00 |
| <b>Undistributed Offsetting Receipts</b>   |                |   |      |     |              |
| <b>Trust Fund Accounts:</b>  |                |   |      |     |              |
| Earnings on Investments, Harry S. Truman Scholarship Foundation  | 372            | X | 8296 | 002 | 58,642.58    |
| Total, Undistributed Offsetting Receipts   |                |   |      |     | 58,642.58    |
| Total, Harry S Truman Scholarship Foundation   |                |   |      |     | 3,089,409.99 |
| <b>Institute of Museum and Library Services</b>  |                |   |      |     |              |
| <b>Proprietary Receipts from the Public</b>  |                |   |      |     |              |
| <b>General Fund Accounts:</b>  |                |   |      |     |              |
| General Fund Proprietary Receipts, Not Otherwise Classified, All Other, Institute for Museum and Library Services        | 474            |   | 3220 | 003 | 4,950.00     |
| <b>Trust Fund Accounts:</b>  |                |   |      |     |              |
| Grants and Donations, Institute of Museum and Library Services   | 474            | X | 8080 | 001 | 31,265.00    |
| Total, Proprietary Receipts from the Public  |                |   |      |     | 36,215.00    |
| Total, Institute of Museum and Library Services  |                |   |      |     | 36,215.00    |
| <b>International Trade Commission</b>  |                |   |      |     |              |
| <b>Proprietary Receipts from the Public</b>  |                |   |      |     |              |
| <b>General Fund Accounts:</b>  |                |   |      |     |              |
| General Fund Proprietary Receipts, Not Otherwise Classified, All Other   | 034            |   | 3220 | 000 | 200.00       |
| Total, Proprietary Receipts from the Public  |                |   |      |     | 200.00       |
| Total, International Trade Commission  |                |   |      |     | 200.00       |
| <b>James Madison Memorial Fellowship Foundation</b>  |                |   |      |     |              |

## Receipts By Department - Continued

| Classification   | Account Symbol |   |      |     | Amount       |
|--|----------------|---|------|-----|--------------|
|  | AID            | A | MAIN | SUB |              |
| <b>Proprietary Receipts from the Public</b>  |                |   |      |     |              |
| <b>General Fund Accounts:</b>  |                |   |      |     |              |
| General Fund Proprietary Interest, Not Otherwise Classified, James Madison Memorial Fellowship Foundation            | 381            |   | 1435 | 002 | 856.75       |
| General Fund Proprietary Receipts, Not Otherwise Classified, All Other, James Madison Memorial Fellowship Foundation | 381            |   | 3220 | 002 | 429.53       |
| <b>Trust Fund Accounts:</b>  |                |   |      |     |              |
| Gifts and Donations, James Madison Memorial Fellowship Trust Fund  | 381            | X | 8282 | 001 | 600.00       |
| Total, Proprietary Receipts from the Public  |                |   |      |     | 1,886.28     |
| <b>Undistributed Offsetting Receipts</b>   |                |   |      |     |              |
| <b>Trust Fund Accounts:</b>  |                |   |      |     |              |
| Earnings on Investments, James Madison Memorial Fellowship Trust Fund  | 381            | X | 8282 | 002 | 1,963,500.71 |
| Total, Undistributed Offsetting Receipts   |                |   |      |     | 1,963,500.71 |
| Total, James Madison Memorial Fellowship Foundation  |                |   |      |     | 1,965,386.99 |
| <b>Japan-United States Friendship Commission</b>   |                |   |      |     |              |
| <b>Undistributed Offsetting Receipts</b>   |                |   |      |     |              |
| <b>Trust Fund Accounts:</b>  |                |   |      |     |              |
| Earnings on Investments, Japan-United States Friendship Commission Trust Fund  | 382            | X | 8025 | 002 | 1,622,117.61 |
| Total, Undistributed Offsetting Receipts   |                |   |      |     | 1,622,117.61 |
| Total, Japan-United States Friendship Commission   |                |   |      |     | 1,622,117.61 |
| <b>Merit Systems Protection Board</b>  |                |   |      |     |              |
| <b>Proprietary Receipts from the Public</b>  |                |   |      |     |              |
| <b>General Fund Accounts:</b>  |                |   |      |     |              |
| General Fund Proprietary Receipts, Not Otherwise Classified, All Other   | 389            |   | 3220 | 000 | 44.62        |
| Total, Proprietary Receipts from the Public  |                |   |      |     | 44.62        |
| Total, Merit Systems Protection Board  |                |   |      |     | 44.62        |
| <b>Morris K. Udall and Stewart L. Udall Foundation</b>   |                |   |      |     |              |
| <b>Proprietary Receipts from the Public</b>  |                |   |      |     |              |
| <b>Trust Fund Accounts:</b>  |                |   |      |     |              |
| Donations, Morris K. Udall and Stewart L. Udall Foundation   | 487            | X | 8615 | 003 | 1,800,535.34 |
| Total, Proprietary Receipts from the Public  |                |   |      |     | 1,800,535.34 |
| <b>Undistributed Offsetting Receipts</b>   |                |   |      |     |              |
| <b>Trust Fund Accounts:</b>  |                |   |      |     |              |
| Interest on Investments, Morris K. Udall and Stewart L. Udall Foundation   | 487            | X | 8615 | 002 | 2,251,316.98 |
| Total, Undistributed Offsetting Receipts   |                |   |      |     | 2,251,316.98 |
| Total, Morris K. Udall and Stewart L. Udall Foundation   |                |   |      |     | 4,051,852.32 |
| <b>National Archives and Records Administration</b>  |                |   |      |     |              |
| <b>Proprietary Receipts from the Public</b>  |                |   |      |     |              |
| <b>General Fund Accounts:</b>  |                |   |      |     |              |
| General Fund Proprietary Receipts, Not Otherwise Classified  | 088            |   | 3220 | 000 | 9,610.01     |
| <b>Trust Fund Accounts:</b>  |                |   |      |     |              |
| Donations, National Archives Gift Fund, National Archives and Records Administration                                 | 088            | X | 8127 | 001 | 1,857,473.78 |
| Interest Earned on Non-Federal Securities, National Archives and Records Administration                              | 088            | X | 8127 | 003 | 639,381.41   |
| Realized Gains on Non-Federal Securities, National Archives Gift Fund  | 088            | X | 8127 | 004 | 297,345.04   |
| Proceeds from Non-Federal Securities Not Immediately Reinvested, National Archives Gift Fund                         | 088            | X | 8127 | 005 | 559,631.38   |
| Total, Proprietary Receipts from the Public  |                |   |      |     | 3,363,441.62 |
| <b>Undistributed Offsetting Receipts</b>   |                |   |      |     |              |
| <b>Trust Fund Accounts:</b>  |                |   |      |     |              |
| Earnings on Investments, National Archives Gift Fund   | 088            | X | 8127 | 002 | 375,533.02   |
| Total, Undistributed Offsetting Receipts   |                |   |      |     | 375,533.02   |
| Total, National Archives and Records Administration  |                |   |      |     | 3,738,974.64 |
| <b>National Credit Union Administration</b>  |                |   |      |     |              |
| <b>Proprietary Receipts from the Public</b>  |                |   |      |     |              |
| <b>General Fund Accounts:</b>  |                |   |      |     |              |
| General Fund Proprietary Interest, Not Otherwise Classified, National Credit Union Administration                    | 025            |   | 1435 | 000 | 7.15         |
| Total, Proprietary Receipts from the Public  |                |   |      |     | 7.15         |
| Total, National Credit Union Administration  |                |   |      |     | 7.15         |
| <b>National Endowment for the Arts</b>   |                |   |      |     |              |

# Receipts By Department - Continued

| Classification   | Account Symbol |   |      |     | Amount         |
|--|----------------|---|------|-----|----------------|
|  | AID            | A | MAIN | SUB |                |
| <b>Proprietary Receipts from the Public</b>  |                |   |      |     |                |
| <b>Trust Fund Accounts:</b>  |                |   |      |     |                |
| Gifts and Donations, National Endowment for the Arts   | 417            | X | 8040 | 001 | 1,006,216.75   |
| Total, Proprietary Receipts from the Public  |                |   |      |     | 1,006,216.75   |
| <b>Intrabudgetary Receipts Deducted by Agency</b>  |                |   |      |     |                |
| <b>General Fund Accounts:</b>  |                |   |      |     |                |
| Collections of Receivables from Cancelled Accounts, National Endowment for the Arts                                      | 417            |   | 3200 | 001 | .40            |
| Total, Intrabudgetary Receipts Deducted by Agency  |                |   |      |     | .40            |
| Total, National Endowment for the Arts   |                |   |      |     | 1,006,217.15   |
| <b>National Endowment for the Humanities</b>   |                |   |      |     |                |
| <b>Proprietary Receipts from the Public</b>  |                |   |      |     |                |
| <b>General Fund Accounts:</b>  |                |   |      |     |                |
| General Fund Proprietary Receipts, Not Otherwise Classified, All Other, National Endowment for the Humanities            | 418            |   | 3220 | 002 | 20,278.32      |
| <b>Trust Fund Accounts:</b>  |                |   |      |     |                |
| Gifts and Donations, National Endowment for the Humanities   | 418            | X | 8050 | 001 | 213,207.85     |
| Total, Proprietary Receipts from the Public  |                |   |      |     | 233,486.17     |
| Total, National Endowment for the Humanities   |                |   |      |     | 233,486.17     |
| <b>National Labor Relations Board</b>  |                |   |      |     |                |
| <b>Proprietary Receipts from the Public</b>  |                |   |      |     |                |
| <b>General Fund Accounts:</b>  |                |   |      |     |                |
| General Fund Proprietary Receipts, Not Otherwise Classified, All Other   | 420            |   | 3220 | 000 | 317,081.69     |
| Total, Proprietary Receipts from the Public  |                |   |      |     | 317,081.69     |
| <b>Intrabudgetary Receipts Deducted by Agency</b>  |                |   |      |     |                |
| <b>General Fund Accounts:</b>  |                |   |      |     |                |
| Collections of Receivables from Cancelled Accounts, National Labor Relations Board                                       | 420            |   | 3200 | 000 | 2,250.00       |
| Total, Intrabudgetary Receipts Deducted by Agency  |                |   |      |     | 2,250.00       |
| Total, National Labor Relations Board  |                |   |      |     | 319,331.69     |
| <b>National Mediation Board</b>  |                |   |      |     |                |
| <b>Proprietary Receipts from the Public</b>  |                |   |      |     |                |
| <b>General Fund Accounts:</b>  |                |   |      |     |                |
| General Fund Proprietary Interest, Not Otherwise Classified, National Mediation Board                                    | 421            |   | 1435 | 024 | .08            |
| Total, Proprietary Receipts from the Public  |                |   |      |     | .08            |
| Total, National Mediation Board  |                |   |      |     | .08            |
| <b>National Transportation Safety Board</b>  |                |   |      |     |                |
| <b>Proprietary Receipts from the Public</b>  |                |   |      |     |                |
| <b>General Fund Accounts:</b>  |                |   |      |     |                |
| General Fund Proprietary Receipts, Not Otherwise Classified, All Other, National Transportation Safety Board             | 424            |   | 3220 | 003 | 47.93          |
| Total, Proprietary Receipts from the Public  |                |   |      |     | 47.93          |
| Total, National Transportation Safety Board  |                |   |      |     | 47.93          |
| <b>Nuclear Regulatory Commission</b>   |                |   |      |     |                |
| <b>Proprietary Receipts from the Public</b>  |                |   |      |     |                |
| <b>General Fund Accounts:</b>  |                |   |      |     |                |
| General Fund Proprietary Interest, Not Otherwise Classified  | 031            |   | 1435 | 000 | 21,666.83      |
| General Fund Proprietary Receipts, Not Otherwise Classified, All Other   | 031            |   | 3220 | 000 | 37,853.31      |
| Total, Proprietary Receipts from the Public  |                |   |      |     | 59,520.14      |
| <b>Offsetting Governmental Receipts</b>  |                |   |      |     |                |
| <b>Special Fund Accounts:</b>  |                |   |      |     |                |
| Nuclear Facilities Fees Fund, Nuclear Regulatory Commission  | 031            | X | 5280 | 001 | 773,780,843.32 |
| Total, Offsetting Governmental Receipts  |                |   |      |     | 773,780,843.32 |
| Total, Nuclear Regulatory Commission   |                |   |      |     | 773,840,363.46 |
| <b>Occupational Safety and Health Review Commission</b>  |                |   |      |     |                |
| <b>Proprietary Receipts from the Public</b>  |                |   |      |     |                |
| <b>General Fund Accounts:</b>  |                |   |      |     |                |
| General Fund Proprietary Receipts, Not Otherwise Classified, All Other, Occupational Safety and Health Review Commission | 432            |   | 3220 | 021 | 727.95         |

## Receipts By Department - Continued

| Classification   | Account Symbol |   |      |     | Amount           |
|--|----------------|---|------|-----|------------------|
|  | AID            | A | MAIN | SUB |                  |
| Total, Proprietary Receipts from the Public  |                |   |      |     | 727.95           |
| Total, Occupational Safety and Health Review Commission  |                |   |      |     | 727.95           |
| <b>Office of Government Ethics</b>   |                |   |      |     |                  |
| <b>Budget Receipts</b>   |                |   |      |     |                  |
| <b>General Fund Accounts:</b>  |                |   |      |     |                  |
| Fines, Penalties and Forfeitures, Not Otherwise Classified, Office of Government Ethics  | 434            |   | 1099 | 048 | 1,800.00         |
| Total, Budget Receipts   |                |   |      |     | 1,800.00         |
| Total, Office of Government Ethics   |                |   |      |     | 1,800.00         |
| <b>Other Commissions and Boards</b>  |                |   |      |     |                  |
| <b>Proprietary Receipts from the Public</b>  |                |   |      |     |                  |
| <b>General Fund Accounts:</b>  |                |   |      |     |                  |
| General Fund Proprietary Receipts, Not Otherwise Classified, All Other, United States Commission on International Religious                    | 295            |   | 3220 | 095 | 800.00           |
| General Fund Proprietary Interest, Not Otherwise Classified, Federal Housing Finance Agency  | 537            |   | 1435 | 080 | 2.07             |
| General Fund Proprietary Interest, Not Otherwise Classified, Bureau of Consumer Financial Protection   | 581            |   | 1435 | 085 | 133.20           |
| <b>Trust Fund Accounts:</b>  |                |   |      |     |                  |
| Gifts and Donations, Commission for the Preservation of America's Heritage Abroad  | 321            | X | 8268 | 001 | 12,784.03        |
| Gifts and Donations, National Council on Disability  | 413            | X | 8077 | 001 | 4,000.00         |
| Total, Proprietary Receipts from the Public  |                |   |      |     | 17,719.30        |
| Total, Other Commissions and Boards  |                |   |      |     | 17,719.30        |
| <b>Patient-Centered Outcomes Research Trust Fund</b>   |                |   |      |     |                  |
| <b>Budget Receipts</b>   |                |   |      |     |                  |
| <b>Trust Fund Accounts:</b>  |                |   |      |     |                  |
| Fees on Health Insurance and Self-Insured Health Plans, Patient-Centered Outcomes Research Trust Fund  | 579            |   | 8299 | 001 | 379,416,519.42   |
| Total, Budget Receipts   |                |   |      |     | 379,416,519.42   |
| <b>Intrabudgetary Receipts Deducted by Agency</b>  |                |   |      |     |                  |
| <b>Trust Fund Accounts:</b>  |                |   |      |     |                  |
| Payment from the General Fund, Patient-Centered Outcomes Research Trust Fund   | 579            |   | 8299 | 003 | 311,500,000.00   |
| Total, Intrabudgetary Receipts Deducted by Agency  |                |   |      |     | 311,500,000.00   |
| <b>Undistributed Offsetting Receipts</b>   |                |   |      |     |                  |
| <b>Trust Fund Accounts:</b>  |                |   |      |     |                  |
| Earnings on Investments, Patient-Centered Outcomes Research Trust Fund   | 579            |   | 8299 | 002 | 1,480,743.05     |
| Total, Undistributed Offsetting Receipts   |                |   |      |     | 1,480,743.05     |
| Total, Patient-Centered Outcomes Research Trust Fund   |                |   |      |     | 692,397,262.47   |
| <b>Railroad Retirement Board</b>   |                |   |      |     |                  |
| <b>Budget Receipts</b>   |                |   |      |     |                  |
| <b>General Fund Accounts:</b>  |                |   |      |     |                  |
| Railroad Retirement Tax Act Taxes  | 020            |   | 0130 | 000 | -15,077.00       |
| <b>Trust Fund Accounts:</b>  |                |   |      |     |                  |
| Taxes, Social Security Equivalent Benefit Account, Railroad Retirement Board   | 060            | X | 8010 | 002 | 3,484,743,161.03 |
| Receipts Transferred to Federal Hospital Insurance Trust Fund, Social Security Equivalent Benefit Account, Railroad Retirement Board           | 060            | X | 8010 | 021 | -573,200,000.00  |
| Railroad Retirement Taxes, Railroad Retirement Account   | 060            | X | 8011 | 002 | 3,718,293,442.54 |
| Total, Budget Receipts   |                |   |      |     | 6,629,821,526.57 |
| <b>Proprietary Receipts from the Public</b>  |                |   |      |     |                  |
| <b>Trust Fund Accounts:</b>  |                |   |      |     |                  |
| Gains and Losses on Private Sector Holdings, National Railroad Retirement Investment Trust   | 060            | X | 8118 | 001 | 1,599,262,183.90 |
| Interest and Dividends on Private Sector Holdings, National Railroad Retirement Investment Trust   | 060            | X | 8118 | 003 | 336,313,672.89   |
| Total, Proprietary Receipts from the Public  |                |   |      |     | 1,935,575,856.79 |
| <b>Intrabudgetary Receipts Deducted by Agency</b>  |                |   |      |     |                  |
| <b>Trust Fund Accounts:</b>  |                |   |      |     |                  |
| Advances from the General Fund for Financial Interchange Interest, Social Security Equivalent Benefit Account, Railroad Retirement Board       | 060            | X | 8010 | 004 | 8,065,065.74     |
| General Fund Payment, Social Security Equivalent Benefit Account, Railroad Retirement Board  | 060            | X | 8010 | 011 | 13,740,521.24    |
| Income Tax Credits, Social Security Equivalent Benefit Account, Railroad Retirement Board  | 060            | X | 8010 | 012 | 378,000,000.00   |
| Receipts from Federal Old-Age and Survivors Insurance (OASI) Trust Fund, Social Security Equivalent Benefit Account, Railroad Retirement Board | 060            | X | 8010 | 031 | 5,576,469,000.00 |
| Receipts from Disability Insurance (DI) Trust Fund, Social Security Equivalent Benefit Account, Railroad Retirement Board                      | 060            | X | 8010 | 032 | 59,745,000.00    |
| Federal Payments to Railroad Retirement Trust Funds, Railroad Retirement Account   | 060            | X | 8011 | 007 | 486,000,000.00   |
| Payment from the National Railroad Retirement Investment Trust, Rail Industry Pension Fund, Railroad Retirement Board                          | 060            | X | 8011 | 016 | 1,415,000,000.00 |
| Total, Intrabudgetary Receipts Deducted by Agency  |                |   |      |     | 7,937,019,586.98 |
| <b>Undistributed Offsetting Receipts</b>   |                |   |      |     |                  |
| <b>Trust Fund Accounts:</b>  |                |   |      |     |                  |
| Earnings on Investments, Social Security Equivalent Benefit Account, Railroad Retirement Board   | 060            | X | 8010 | 001 | 53,062,262.35    |
| Interest Transferred to Federal Hospital Insurance Trust Fund, Social Security Equivalent Benefit Account, Railroad Retirement Board           | 060            | X | 8010 | 018 | -15,249,000.00   |
| Earning on Investments, Railroad Retirement Account  | 060            | X | 8011 | 001 | 21,172,028.46    |
| Earnings on Investments in Federal Securities, National Railroad Retirement Investment Trust   | 060            | X | 8118 | 002 | -19,203,909.67   |



# Receipts By Department - Continued

| Classification  | Account Symbol |   |      |     | Amount            |
|---|----------------|---|------|-----|-------------------|
|   | AID            | A | MAIN | SUB |                   |
| Total, Undistributed Offsetting Receipts  |                |   |      |     | 39,781,381.14     |
| Total, Railroad Retirement Board  |                |   |      |     | 16,542,198,351.48 |
| <b>Securities and Exchange Commission</b>   |                |   |      |     |                   |
| <b>Budget Receipts</b>  |                |   |      |     |                   |
| <b>General Fund Accounts:</b><br>Post Judgement Interest, Securities and Exchange Commission  | 050            |   | 1091 | 000 | 2,541,118.24      |
| <b>Special Fund Accounts:</b><br>Registration Fees, Securities and Exchange Commission Reserve Fund                                   | 050            | X | 5566 | 001 | 50,000,000.00     |
| Monetary Sanctions, Investor Protection Fund, Securities and Exchange Commission  | 050            | X | 5567 | 001 | 643,275,788.95    |
| Total, Budget Receipts  |                |   |      |     | 695,816,907.19    |
| <b>Proprietary Receipts from the Public</b>   |                |   |      |     |                   |
| <b>General Fund Accounts:</b><br>General Fund Proprietary Interest, Not Otherwise Classified  | 050            |   | 1435 | 000 | 22,605.80         |
| General Fund Proprietary Receipts, Not Otherwise Classified, All Other  | 050            |   | 3220 | 000 | 2,753.17          |
| <b>Budget Clearing Accounts:</b><br>Budget Clearing Account (Suspense), Securities and Exchange Commission                            | 050            | F | 3875 | 000 | 1,023,461.39      |
| Total, Proprietary Receipts from the Public   |                |   |      |     | 1,048,820.36      |
| <b>Intrabudgetary Receipts Deducted by Agency</b>   |                |   |      |     |                   |
| <b>Special Fund Accounts:</b><br>Interest, Investor Protection Fund, Securities and Exchange Commission                               | 050            | X | 5567 | 002 | 16,333,153.72     |
| Total, Intrabudgetary Receipts Deducted by Agency   |                |   |      |     | 16,333,153.72     |
| Total, Securities and Exchange Commission   |                |   |      |     | 713,198,881.27    |
| <b>Smithsonian Institution</b>  |                |   |      |     |                   |
| <b>Proprietary Receipts from the Public</b>   |                |   |      |     |                   |
| <b>Trust Fund Accounts:</b><br>Deposits, Canal Zone Biological Area Fund  | 033            | X | 8190 | 001 | 369,868.52        |
| <b>Budget Clearing Accounts:</b><br>Proceeds of Sales, Personal Property, Smithsonian Institution                                     | 033            | F | 3845 | 001 | -193,340.84       |
| Total, Proprietary Receipts from the Public   |                |   |      |     | 176,527.68        |
| <b>Intrabudgetary Receipts Deducted by Agency</b>   |                |   |      |     |                   |
| <b>General Fund Accounts:</b><br>Collections of Receivables from Cancelled Accounts, Smithsonian Institution                          | 033            |   | 3200 | 000 | 1,642.40          |
| Total, Intrabudgetary Receipts Deducted by Agency   |                |   |      |     | 1,642.40          |
| Total, Smithsonian Institution  |                |   |      |     | 178,170.08        |
| <b>Surface Transportation Board</b>   |                |   |      |     |                   |
| <b>Proprietary Receipts from the Public</b>   |                |   |      |     |                   |
| <b>General Fund Accounts:</b><br>General Fund Proprietary Receipts, Not Otherwise Classified, All Other, Surface Transportation Board | 472            |   | 3220 | 089 | 5,209.42          |
| Total, Proprietary Receipts from the Public   |                |   |      |     | 5,209.42          |
| Total, Surface Transportation Board   |                |   |      |     | 5,209.42          |
| <b>United States Court of Appeals for Veterans Claims</b>   |                |   |      |     |                   |
| <b>Budget Receipts</b>  |                |   |      |     |                   |
| <b>Special Fund Accounts:</b><br>Fees, Practice and Registration Fees Fund, United States Court of Appeals for Veterans Claims        | 345            | X | 5113 | 001 | 19,600.00         |
| <b>Trust Fund Accounts:</b><br>Employee Contributions, United States Court of Appeals for Veterans Claims                             | 345            | X | 8290 | 001 | 103,380.28        |
| Total, Budget Receipts  |                |   |      |     | 122,980.28        |
| <b>Undistributed Offsetting Receipts</b>  |                |   |      |     |                   |
| <b>Trust Fund Accounts:</b><br>Earnings on Investments, United States Court of Appeals for Veterans Claims                            | 345            | X | 8290 | 002 | 178,669.20        |
| Employing Agency Contributions, United States Court of Appeals for Veterans Claims  | 345            | X | 8290 | 003 | 6,140,856.00      |
| Total, Undistributed Offsetting Receipts  |                |   |      |     | 6,319,525.20      |
| Total, United States Court of Appeals for Veterans Claims   |                |   |      |     | 6,442,505.48      |
| <b>Public Defender Service for the District of Columbia</b>   |                |   |      |     |                   |
| <b>Proprietary Receipts from the Public</b>   |                |   |      |     |                   |
| <b>Special Fund Accounts:</b><br>Contributions, Public Defender Service for the District of Columbia                                  | 511            | X | 5722 | 001 | 2,005.00          |

## Receipts By Department - Continued

| Classification   | Account Symbol |   |      |     | Amount               |
|--|----------------|---|------|-----|----------------------|
|  | AID            | A | MAIN | SUB |                      |
| Total, Proprietary Receipts from the Public                                    |                |   |      |     | 2,005.00             |
| Total, Public Defender Service for the District of Columbia                    |                |   |      |     | 2,005.00             |
| <b>Southeast Crescent Regional Commission</b>                                  |                |   |      |     |                      |
| <b>Budget Receipts</b>   |                |   |      |     |                      |
| <b>General Fund Accounts:</b>  |                |   |      |     |                      |
| J1 Visa Waiver Application Filing Fees, Southeast Crescent Regional Commission | 574            |   | 0857 | 000 | 195,000.00           |
| Total, Budget Receipts   |                |   |      |     | 195,000.00           |
| Total, Southeast Crescent Regional Commission                                  |                |   |      |     | 195,000.00           |
| Total, Independent Agencies  |                |   |      |     | 32,402,719,865.25    |
| Total, Receipts by Dept  |                |   |      |     | 6,189,834,695,515.20 |

## Federal Securities Issued under Special Financing Authority

| Agency  | Account Symbol |   |      |     | Outstanding<br>September 30, 2023 | Outstanding<br>September 30, 2022 | Net Change<br>September 30, 2022 to<br>September 30, 2023 |
|---|----------------|---|------|-----|-----------------------------------|-----------------------------------|---|
|   | AID            | A | MAIN | SUB |                                   |                                   |   |
| Obligations Guaranteed by the United States, Issued by:<br>Department of Housing and Urban Development:<br>Federal Housing Administration | 086            | X | 4070 | 000 | 18,541,264.77                     | 18,541,264.77                     | -----   |
| Subtotal, Obligations Guaranteed by the United States   |                |   |      |     | 18,541,264.77                     | 18,541,264.77                     | -----   |
| Obligations Not Guaranteed by the United States, Issued by:<br>Legislative Branch:  |                |   |      |     |                                   |                                   |   |
| Architect of the Capitol  | 010            | X | 4518 | 000 | 16,279,981.00                     | 31,227,146.00                     | -14,947,165.00  |
| Independent Agencies:   |                |   |      |     |                                   |                                   |   |
| Federal Communications Commission   | 027            | X | 1000 | 000 | -0.01                             | -0.01                             | -----   |
| National Archives and Records Administration  | 088            | X | 0300 | 000 | 0.50                              | 0.50                              | -----   |
| Tennessee Valley Authority  | 455            | X | 4110 | 000 | 19,532,867,883.00                 | 19,302,909,938.00                 | 229,957,945.00  |
| Subtotal, Obligations Not Guaranteed by the United States   |                |   |      |     | 19,549,147,864.49                 | 19,334,137,084.49                 | 215,010,780.00  |
| Total, Agency Securities  |                |   |      |     | 19,567,689,129.26                 | 19,352,678,349.26                 | 215,010,780.00  |



## Federal Securities Held as Investments of Government Accounts

| Agency  | Account Symbol |         |      |     | Outstanding<br>September 30, 2023 | Outstanding<br>September 30, 2022 | Net Change<br>September 30, 2022<br>to September 30, 2023 |
|---|----------------|---------|------|-----|-----------------------------------|-----------------------------------|---|
|   | AID            | POA     | MAIN | SUB |                                   |                                   |   |
| Federal Funds:  |                |         |      |     |                                   |                                   |   |
| Legislative Branch  |                |         |      |     |                                   |                                   |   |
| Architect of the Capitol:   |                |         |      |     |                                   |                                   |   |
| Capitol Visitor Center Revolving Fund, Architect of the Capitol   | 001            | No Year | 4296 | 000 | 10,589,952.53                     | 10,399,113.97                     | 190,838.56  |
| Library of Congress:  |                |         |      |     |                                   |                                   |   |
| Oliver Wendell Holmes Devises Fund, Library of Congress   | 003            | No Year | 5075 | 000 | 14,812.85                         | 17,128.58                         | -2,315.73   |
| Legislative Branch Boards and Commissions:  |                |         |      |     |                                   |                                   |   |
| Senate Preservation Fund, Library of Congress, Senate   | 000            | No Year | 5509 | 000 | 530,555.97                        | 503,840.70                        | 26,715.27   |
| Department of Agriculture   |                |         |      |     |                                   |                                   |   |
| National Institute of Food and Agriculture:   |                |         |      |     |                                   |                                   |   |
| Native American Institutions Endowment Fund, Agriculture  | 012            | No Year | 5205 | 000 | 273,373,478.08                    | 262,300,604.41                    | 11,072,873.67   |
| Department of Defense--Military Programs  |                |         |      |     |                                   |                                   |   |
| Defense Agencies:   |                |         |      |     |                                   |                                   |   |
| Defense Cooperation Account, Defense  | 097            | No Year | 5187 | 000 | 8,796,525.05                      | 8,042,004.46                      | 754,520.59  |
| Department of Energy  |                |         |      |     |                                   |                                   |   |
| Energy Programs:  |                |         |      |     |                                   |                                   |   |
| Nuclear Waste Disposal, Energy Programs, Energy   | 089            | No Year | 5227 | 000 | 60,457,781,242.83                 | 56,631,693,794.91                 | 3,826,087,447.92  |
| Uranium Enrichment Decontamination and Decommissioning Fund, Energy Programs, Energy  | 089            | No Year | 5231 | 000 | 1,111,762,000.00                  | 771,214,000.00                    | 340,548,000.00  |
| Power Marketing Administration:   |                |         |      |     |                                   |                                   |   |
| Bonneville Power Administration Fund, Power Marketing Administration, Energy  | 089            | No Year | 4045 | 000 | 1,598,000,000.00                  | 1,618,696,259.19                  | -20,696,259.19  |
| Department of Homeland Security   |                |         |      |     |                                   |                                   |   |
| Federal Emergency Management Agency:  |                |         |      |     |                                   |                                   |   |
| National Flood Insurance Reserve Fund, Homeland Security  | 070            | No Year | 5701 | 000 | 3,390,790,410.85                  | 2,472,456,434.23                  | 918,333,976.62  |
| Department of Housing and Urban Development   |                |         |      |     |                                   |                                   |   |
| Housing Programs:   |                |         |      |     |                                   |                                   |   |
| FHA, Mutual Mortgage Insurance Capital Reserve Account, Housing and Urban Development   | 086            | No Year | 0236 | 000 | 133,104,916,817.84                | 119,949,828,118.10                | 13,155,088,699.74   |
| Government National Mortgage Association:   |                |         |      |     |                                   |                                   |   |
| Guarantees of Mortgage-Backed Securities Capital Reserve Account, Government National Mortgage Association, Housing and Urban Development | 086            | No Year | 0238 | 000 | 21,029,669,000.00                 | 18,369,872,000.00                 | 2,659,797,000.00  |
| Guarantees of Mortgage-Backed Securities Fund, Government National Mortgage Association, Housing and Urban Development                    | 086            | No Year | 4238 | 000 | 124,572,000.00                    | 124,039,000.00                    | 533,000.00  |
| Department of the Interior  |                |         |      |     |                                   |                                   |   |
| Bureau of Land Management:  |                |         |      |     |                                   |                                   |   |
| Southern Nevada Public Land Management, Bureau of Land Management   | 014            | No Year | 5232 | 000 | 1,617,421,493.13                  | 1,435,286,148.45                  | 182,135,344.68  |
| Lincoln County Land Act, Bureau of Land Management  | 014            | No Year | 5469 | 000 | 28,378,208.73                     | 29,086,048.56                     | -707,839.83   |
| Office of Surface Mining Reclamation and Enforcement:   |                |         |      |     |                                   |                                   |   |
| Abandoned Mine Reclamation Fund, Office of Surface Mining Reclamation and Enforcement   | 014            | No Year | 5015 | 000 | 14,662,624,250.82                 | 14,378,517,396.62                 | 284,106,854.20  |
| Bureau of Reclamation:  |                |         |      |     |                                   |                                   |   |
| Lower Colorado River Basin Development Fund, Bureau of Reclamation  | 014            | No Year | 4079 | 000 | 468,940,114.74                    | 427,493,830.69                    | 41,446,284.05   |
| Reclamation Water Settlements Fund, Bureau of Reclamation, Interior   | 014            | No Year | 5593 | 000 | 504,072,167.49                    | 443,714,034.03                    | 60,358,133.46   |
| Blackfeet Water Settlement Implementation Fund, Bureau of Reclamation, Interior   | 014            | No Year | 5668 | 000 | 220,115,032.46                    | 210,197,042.70                    | 9,917,989.76  |
| Central Utah Project:   |                |         |      |     |                                   |                                   |   |
| Utah Reclamation Mitigation and Conservation Account, Interior  | 014            | No Year | 5174 | 000 | 127,009,410.24                    | 122,194,984.82                    | 4,814,425.42  |
| United States Fish and Wildlife Service:  |                |         |      |     |                                   |                                   |   |
| Federal Aid to Wildlife Restoration, United States Fish and Wildlife Service  | 014            | No Year | 5029 | 000 | 3,025,000,000.00                  | 2,865,000,000.00                  | 160,000,000.00  |
| Bureau of Indian Affairs and Bureau of Indian Education:  |                |         |      |     |                                   |                                   |   |
| Operation and Maintenance, Indian Irrigation Systems, Bureau of Indian Affairs (T)  | 014            | No Year | 5240 | 000 | 57,286,000.00                     | 54,738,000.00                     | 2,548,000.00  |

## Federal Securities Held as Investments of Government Accounts - Continued

| Agency   | Account Symbol |         |      |     | Outstanding<br>September 30, 2023 | Outstanding<br>September 30, 2022 | Net Change<br>September 30, 2022<br>to September 30, 2023 |
|--|----------------|---------|------|-----|-----------------------------------|-----------------------------------|---|
|  | AID            | POA     | MAIN | SUB |                                   |                                   |   |
| High-Hazard Indian Dam Safety Deferred Maintenance Fund, Bureau of Indian Affairs and Bureau of Indian Education, Interior                             | 014            | No Year | 5637 | 000 | 165,638,000.00                    | 140,683,000.00                    | 24,955,000.00   |
| Low-Hazard Indian Dam Safety Deferred Maintenance Fund, Bureau of Indian Affairs and Bureau of Indian Education, Interior                              | 014            | No Year | 5638 | 000 | 72,808,000.00                     | 61,836,000.00                     | 10,972,000.00   |
| Indian Irrigation Fund, Bureau of Indian Affairs and Bureau of Indian Education, Interior  | 014            | No Year | 5639 | 000 | 203,299,000.00                    | 173,967,000.00                    | 29,332,000.00   |
| Power Systems, Indian Irrigation Projects, Bureau of Indian Affairs  | 014            | No Year | 5648 | 000 | 24,381,000.00                     | 27,841,000.00                     | -3,460,000.00   |
| Departmental Offices:<br>Environmental Improvement and Restoration Fund, Office of Natural Resources Revenue, Interior                                 | 014            | No Year | 5425 | 000 | 1,621,697,591.16                  | 1,587,204,279.42                  | 34,493,311.74   |
| Department-Wide Programs:<br>Natural Resource Damage Assessment and Restoration Fund, Office of the Secretary  | 014            | No Year | 5198 | 000 | 2,126,891,701.40                  | 2,362,783,667.54                  | -235,891,966.14   |
| National Parks and Public Land Legacy Restoration Fund, Department-Wide Programs, Interior   | 014            | No Year | 5715 | 000 | 4,226,937,813.09                  | 2,828,814,747.70                  | 1,398,123,065.39  |
| Bureau of Trust Fund Administration:<br>Tribal Special Fund, Bureau of Trust Funds Administration, Interior  | 014            | No Year | 5265 | 000 | 15,286,640.91                     | 82,072,560.68                     | -66,785,919.77  |
| Department of Justice<br>Legal Activities and U.S. Marshals:<br>Assets Forfeiture Fund, Justice  | 015            | No Year | 5042 | 000 | 1,040,731,892.05                  | 940,946,142.17                    | 99,785,749.88   |
| United States Trustee System Fund, Justice   | 015            | No Year | 5073 | 000 | 203,916,043.22                    | 163,045,905.13                    | 40,870,138.09   |
| United States Victims of State Sponsored Terrorism Fund, General Legal Activities, Justice   | 015            | No Year | 5608 | 000 | 3,291,383,852.08                  | 168,685,309.28                    | 3,122,698,542.80  |
| Federal Prison System:<br>Prison Industries Fund, Justice  | 015            | No Year | 4500 | 000 | 323,935,073.81                    | 279,795,854.52                    | 44,139,219.29   |
| Department of Labor<br>Pension Benefit Guaranty Corporation:<br>Pension Benefit Guaranty Corporation Fund, Pension Benefit Guaranty Corporation, Labor | 016            | No Year | 4204 | 000 | 61,161,627,825.91                 | 55,626,021,920.46                 | 5,535,605,905.45  |
| Office of Workers' Compensation Programs:<br>Panama Canal Commission Compensation Fund, Labor  | 016            | No Year | 5155 | 000 | 12,553,685.58                     | 14,979,990.20                     | -2,426,304.62   |
| Department of State<br>Administration of Foreign Affairs:<br>Foreign Service National Defined Contributions Retirement Fund, State                     | 019            | No Year | 5497 | 000 | 365,797,940.04                    | 334,977,971.60                    | 30,819,968.44   |
| Other:<br>International Center, Washington, D. C., State   | 019            | No Year | 5151 | 000 | 12,947,839.73                     | 12,309,347.57                     | 638,492.16  |
| Department of Transportation<br>Federal Aviation Administration:<br>Aviation Insurance Revolving Fund, Transportation                                  | 069            | No Year | 4120 | 000 | 2,456,437,671.82                  | 2,366,183,736.24                  | 90,253,935.58   |
| Maritime Administration:<br>War-Risk Insurance Revolving Fund, Maritime Administration, Transportation   | 069            | No Year | 4302 | 000 | 53,025,230.30                     | 51,978,876.21                     | 1,046,354.09  |
| Department of the Treasury<br>Departmental Offices:<br>Exchange Stabilization Fund, Office of the Secretary, Treasury                                  | 020            | No Year | 4444 | 000 | 14,697,904,922.96                 | 18,401,389,236.98                 | -3,703,484,314.02   |
| Financial Research Fund, Departmental Offices, Treasury  | 020            | No Year | 5590 | 000 | 125,178,659.16                    | 92,519,248.88                     | 32,659,410.28   |
| Treasury Forfeiture Fund, Treasury   | 020            | No Year | 5697 | 000 | 2,342,583,994.11                  | 2,047,940,641.32                  | 294,643,352.79  |
| Department of Veterans Affairs<br>Benefits Programs:<br>Servicemen's Group Life Insurance Fund, Veterans Affairs                                       | 036            | No Year | 4009 | 000 | 3,698,809,000.00                  | 3,088,519,000.00                  | 610,290,000.00  |
| Veterans Reopened Insurance Fund, Veterans Affairs   | 036            | No Year | 4010 | 000 | 32,498,000.00                     | 39,005,000.00                     | -6,507,000.00   |
| Veteran Affairs Life Insurance, Veterans Benefits Administration, Veterans   | 036            | No Year | 4379 | 000 | 18,307,000.00                     | .00                               | 18,307,000.00   |

## Federal Securities Held as Investments of Government Accounts - Continued

| Agency  | Account Symbol |         |      |     | Outstanding<br>September 30, 2023 | Outstanding<br>September 30, 2022 | Net Change<br>September 30, 2022<br>to September 30, 2023 |
|---|----------------|---------|------|-----|-----------------------------------|-----------------------------------|---|
|   | AID            | POA     | MAIN | SUB |                                   |                                   |   |
| Affairs   |                |         |      |     |                                   |                                   |   |
| Other Defense Civil Programs  |                |         |      |     |                                   |                                   |   |
| Retiree Health Care:  |                |         |      |     |                                   |                                   |   |
| Department of Defense, Medicare-Eligible Retiree Health Care Fund                                   | 097            | No Year | 5472 | 000 | 354,218,721,336.85                | 321,959,946,275.52                | 32,258,775,061.33   |
| International Assistance Programs   |                |         |      |     |                                   |                                   |   |
| United States International Development Finance Corporation:  |                |         |      |     |                                   |                                   |   |
| Corporate Capital Account, United States International Development Finance Corporation              | 077            | No Year | 4483 | 000 | 6,368,483,047.82                  | 6,261,515,162.60                  | 106,967,885.22  |
| Office of Personnel Management  |                |         |      |     |                                   |                                   |   |
| Postal Service Contributions for Retiree Health Benefits, Office of Personnel Management            | 024            | No Year | 5391 | 000 | 32,049,948,000.00                 | 35,607,214,000.00                 | -3,557,266,000.00   |
| Independent Agencies  |                |         |      |     |                                   |                                   |   |
| Bureau of Consumer Financial Protection:  |                |         |      |     |                                   |                                   |   |
| Bureau of Consumer Financial Protection Fund, Bureau of Consumer Financial Protection               | 581            | No Year | 5577 | 000 | 431,255,000.00                    | 339,600,000.00                    | 91,655,000.00   |
| Commodity Futures Trading Commission:   |                |         |      |     |                                   |                                   |   |
| Commodity Futures Trading Commission Customer Protection Fund, Commodity Futures Trading Commission | 339            | No Year | 4334 | 000 | 279,400,000.00                    | 286,000,000.00                    | -6,600,000.00   |
| District of Columbia:   |                |         |      |     |                                   |                                   |   |
| District of Columbia General and Special Payments:  |                |         |      |     |                                   |                                   |   |
| District of Columbia Federal Pension Fund, Treasury   | 020            | No Year | 5511 | 000 | 4,253,820,480.73                  | 3,959,998,540.57                  | 293,821,940.16  |
| Farm Credit Administration:   |                |         |      |     |                                   |                                   |   |
| Revolving Fund for Administrative Expenses, Farm Credit Administration                              | 352            | No Year | 4131 | 000 | 39,441,105.51                     | 41,939,897.13                     | -2,498,791.62   |
| Farm Credit System Insurance Corporation:   |                |         |      |     |                                   |                                   |   |
| Farm Credit Insurance Fund, Capital Corporation Investment Fund, Farm Credit Administration         | 352            | No Year | 4136 | 000 | 6,891,240,019.64                  | 5,985,348,173.84                  | 905,891,845.80  |
| Federal Deposit Insurance Corporation:  |                |         |      |     |                                   |                                   |   |
| Deposit Insurance:  |                |         |      |     |                                   |                                   |   |
| Deposit Insurance Fund, Federal Deposit Insurance Corporation                                       | 051            | No Year | 4596 | 000 | 84,297,949,000.00                 | 125,470,762,000.00                | -41,172,813,000.00  |
| FSLIC Resolution:   |                |         |      |     |                                   |                                   |   |
| The FSLIC Resolution Fund   | 051            | No Year | 4065 | 000 | 930,776,000.00                    | 888,449,000.00                    | 42,327,000.00   |
| Federal Housing Finance Agency:   |                |         |      |     |                                   |                                   |   |
| Administrative Expenses, Federal Housing Finance Agency   | 537            | No Year | 5532 | 000 | 134,607,661.47                    | 113,898,120.46                    | 20,709,541.01   |
| Morris K. Udall and Stewart L. Udall Foundation:  |                |         |      |     |                                   |                                   |   |
| Environmental Dispute Resolution Fund, Morris K. Udall and Stewart L. Udall Foundation              | 487            | No Year | 0925 | 000 | .00                               | 4,000,000.00                      | -4,000,000.00   |
| National Credit Union Administration:   |                |         |      |     |                                   |                                   |   |
| Operating Fund, National Credit Union Administration  | 025            | No Year | 4056 | 000 | 124,214,000.00                    | 132,598,000.00                    | -8,384,000.00   |
| National Credit Union Share Insurance Fund, National Credit Union Administration                    | 025            | No Year | 4468 | 000 | 21,559,594,811.75                 | 20,712,179,321.46                 | 847,415,490.29  |
| Central Liquidity Facility, National Credit Union Administration                                    | 025            | No Year | 4470 | 000 | 868,847,986.26                    | 1,237,794,325.11                  | -368,946,338.85   |
| Community Development Revolving Loan Fund, National Credit Union Administration                     | 025            | No Year | 4472 | 000 | 10,616,000.00                     | 9,149,000.00                      | 1,467,000.00  |
| Postal Service:   |                |         |      |     |                                   |                                   |   |
| Postal Service Fund, Debt Service Reserve Account   | 018            | No Year | 4020 | 001 | 457,096,950.09                    | .00                               | 457,096,950.09  |
| Postal Service Fund   | 018            | No Year | 4020 | 002 | 3,159,838,529.83                  | .00                               | 3,159,838,529.83  |
| Postal Service Fund   | 018            | No Year | 4020 | 002 | 18,415,120,418.43                 | 20,924,304,536.53                 | -2,509,184,118.10   |
| Presidio Trust:   |                |         |      |     |                                   |                                   |   |
| Expenses, Presidio Trust  | 512            | No Year | 4331 | 000 | 288,773,548.00                    | 192,479,723.00                    | 96,293,825.00   |
| Securities and Exchange Commission:   |                |         |      |     |                                   |                                   |   |
| Investor Protection Fund, Securities and Exchange Commission  | 050            | No Year | 5567 | 000 | 358,085,839.60                    | 416,752,685.88                    | -58,666,846.28  |
| United States Enrichment Corporation Fund:  |                |         |      |     |                                   |                                   |   |
| United States Enrichment Corporation Fund   | 486            | No Year | 4054 | 000 | .00                               | 606,495,000.00                    | -606,495,000.00   |
| <b>Total, Public Debt Securities</b>  |                |         |      |     | <b>875,254,051,586.92</b>         | <b>856,229,213,982.42</b>         | <b>19,024,837,604.50</b>                                  |

## Federal Securities Held as Investments of Government Accounts - Continued

| Agency   | Account Symbol |         |      |     | Outstanding<br>September 30, 2023 | Outstanding<br>September 30, 2022 | Net Change<br>September 30, 2022<br>to September 30, 2023 |
|--|----------------|---------|------|-----|-----------------------------------|-----------------------------------|---|
|  | AID            | POA     | MAIN | SUB |                                   |                                   |   |
| <b>Total, Federal Funds</b>  |                |         |      |     | <b>875,254,051,586.92</b>         | <b>856,229,213,982.42</b>         | <b>19,024,837,604.50</b>                                  |
| Trust Funds:   |                |         |      |     |                                   |                                   |   |
| Legislative Branch   |                |         |      |     |                                   |                                   |   |
| Library of Congress:   |                |         |      |     |                                   |                                   |   |
| Library of Congress Gift Fund, Library of Congress   | 003            | No Year | 8031 | 000 | 40,669,483.44                     | 27,768,707.83                     | 12,900,775.61   |
| Library of Congress Trust Fund, Library of Congress  | 003            | No Year | 8032 | 000 | 16,437,792.41                     | 14,610,834.47                     | 1,826,957.94  |
| United States Tax Court:   |                |         |      |     |                                   |                                   |   |
| Tax Court Judges Survivors Annuity Fund, United States Tax Court                               | 023            | No Year | 8115 | 000 | 13,386,764.08                     | 13,303,464.03                     | 83,300.05   |
| Legislative Branch Boards and Commissions:   |                |         |      |     |                                   |                                   |   |
| Congressional Office for International Leadership  | 009            | No Year | 8148 | 000 | 2,138,000.00                      | 6,968,000.00                      | -4,830,000.00   |
| John C. Stennis Center for Public Service Training and Development                             | 009            | No Year | 8275 | 000 | 17,877,000.00                     | 17,541,000.00                     | 336,000.00  |
| Capitol Preservation Fund, U.S. Capitol Preservation Commission                                | 009            | No Year | 8300 | 000 | 11,830,116.58                     | 11,270,419.22                     | 559,697.36  |
| Judicial Branch  |                |         |      |     |                                   |                                   |   |
| Judicial Retirement Funds:   |                |         |      |     |                                   |                                   |   |
| Judicial Survivors Annuity Fund, The Judiciary   | 010            | No Year | 8110 | 000 | 646,247,268.43                    | 612,153,334.10                    | 34,093,934.33   |
| Judicial Officers Retirement Fund, The Judiciary   | 010            | No Year | 8122 | 000 | 1,304,464,174.67                  | 1,142,155,044.81                  | 162,309,129.86  |
| Claims Court Judges Retirement Fund, The Judiciary   | 010            | No Year | 8124 | 000 | 41,239,410.56                     | 40,779,913.90                     | 459,496.66  |
| Department of Agriculture  |                |         |      |     |                                   |                                   |   |
| Forest Service:  |                |         |      |     |                                   |                                   |   |
| Land Between the Lakes Trust Fund, Forest Service, Agriculture                                 | 012            | No Year | 8039 | 000 | 5,684,059.83                      | 5,684,059.83                      | .00   |
| Department of Defense--Military Programs   |                |         |      |     |                                   |                                   |   |
| Department of the Army:  |                |         |      |     |                                   |                                   |   |
| Department of the Army General Gift Fund, Army   | 021            | No Year | 8927 | 000 | 3,639,554.88                      | 3,461,143.02                      | 178,411.86  |
| Department of the Navy:  |                |         |      |     |                                   |                                   |   |
| United States Naval Academy General Gift Fund  | 017            | No Year | 8733 | 000 | 4,151,200.00                      | 4,642,400.00                      | -491,200.00   |
| Department of the Air Force:   |                |         |      |     |                                   |                                   |   |
| Department of the Air Force General Gift Fund, Air Force                                       | 057            | No Year | 8928 | 000 | 7,522.86                          | 7,133.03                          | 389.83  |
| Defense Agencies:  |                |         |      |     |                                   |                                   |   |
| National Security Education Trust Fund, Defense  | 097            | No Year | 8168 | 000 | 1,929,899.76                      | 1,806,848.17                      | 123,051.59  |
| Voluntary Separation Incentive Fund, Defense   | 097            | No Year | 8335 | 000 | 41,568,544.47                     | 50,719,171.36                     | -9,150,626.89   |
| Host Nation Support for U.S. Relocation Activities, Defense                                    | 097            | No Year | 8337 | 000 | 139,743,770.40                    | 107,446,420.72                    | 32,297,349.68   |
| Support for U.S. Relocation to Guam Activities, Defense  | 097            | No Year | 8358 | 000 | 1,257,748,980.25                  | 1,515,081,410.04                  | -257,332,429.79   |
| Department of Health and Human Services  |                |         |      |     |                                   |                                   |   |
| Health Resources and Services Administration:  |                |         |      |     |                                   |                                   |   |
| Vaccine Injury Compensation Trust Fund - Treasury Managed, Health and Human Services           | 075            | No Year | 8175 | 000 | 4,422,516,395.04                  | 4,272,402,182.16                  | 150,114,212.88  |
| Centers for Medicare and Medicaid Services:  |                |         |      |     |                                   |                                   |   |
| Federal Supplementary Medical Insurance Trust Fund-Treasury Managed, Health and Human Services | 075            | No Year | 8004 | 000 | 159,537,203,000.00                | 167,964,375,000.00                | -8,427,172,000.00   |
| Federal Hospital Insurance Trust Fund - Treasury Managed, Health and Human Services            | 075            | No Year | 8005 | 000 | 194,361,566,000.00                | 177,396,905,000.00                | 16,964,661,000.00   |
| Program Support Center:  |                |         |      |     |                                   |                                   |   |
| National Institutes of Health Unconditional Gift Fund, Health and Human Services               | 075            | No Year | 8248 | 000 | 30,438,960.17                     | 27,718,281.02                     | 2,720,679.15  |
| National Institutes of Health Conditional Gift Fund, Health and Human Services                 | 075            | No Year | 8253 | 000 | 549,752.46                        | 1,207,957.17                      | -658,204.71   |
| Patients' Benefit Fund, National Institutes of Health, Health and Human Services               | 075            | No Year | 8888 | 000 | 381,086.64                        | 367,658.06                        | 13,428.58   |
| Department of Homeland Security  |                |         |      |     |                                   |                                   |   |
| United States Coast Guard:   |                |         |      |     |                                   |                                   |   |
| Sport Fish Restoration and Boating Trust Fund, Homeland Security                               | 070            | No Year | 8147 | 000 | 2,384,319,912.54                  | 2,379,645,438.61                  | 4,674,473.93  |
| Oil Spill Liability Trust Fund-Treasury Managed, Homeland Security                             | 070            | No Year | 8185 | 000 | 9,241,675,539.49                  | 8,668,190,948.08                  | 573,484,591.41  |
| General Gift Fund, USCG, Homeland Security   | 070            | No Year | 8533 | 000 | 1,305,372.51                      | 1,916,146.38                      | -610,773.87   |
| Department of the Interior   |                |         |      |     |                                   |                                   |   |
| National Park Service:   |                |         |      |     |                                   |                                   |   |



## Federal Securities Held as Investments of Government Accounts - Continued

| Agency   | Account Symbol |         |      |     | Outstanding<br>September 30, 2023 | Outstanding<br>September 30, 2022 | Net Change<br>September 30, 2022<br>to September 30, 2023 |
|--|----------------|---------|------|-----|-----------------------------------|-----------------------------------|---|
|  | AID            | POA     | MAIN | SUB |                                   |                                   |   |
| Preservation, Birthplace of Abraham Lincoln, National Park Service   | 014            | No Year | 8052 | 000 | 51,000.00                         | 51,000.00                         | .00   |
| Bureau of Trust Fund Administration:   |                |         |      |     |                                   |                                   |   |
| Tribal Trust Fund, Bureau of Trust Funds Administration, Interior  | 014            | No Year | 8030 | 000 | 304,039,743.86                    | 659,025,690.30                    | -354,985,946.44   |
| Department of Labor  |                |         |      |     |                                   |                                   |   |
| Employment and Training Administration:  |                |         |      |     |                                   |                                   |   |
| Unemployment Trust Fund - Treasury Managed, Labor  | 016            | No Year | 8042 | 000 | 81,845,683,000.00                 | 73,587,428,000.00                 | 8,258,255,000.00  |
| Office of Workers' Compensation Programs:  |                |         |      |     |                                   |                                   |   |
| Relief and Rehabilitation, Longshoremen's and Harbor Workers' Compensation Act, as Amended, Labor                      | 016            | No Year | 8130 | 000 | 70,000,000.00                     | 58,000,000.00                     | 12,000,000.00   |
| Relief and Rehabilitation, Workmen's Compensation Act, within the District of Columbia, Labor                          | 016            | No Year | 8134 | 000 | 2,000,000.00                      | 2,000,000.00                      | .00   |
| Department of State  |                |         |      |     |                                   |                                   |   |
| Administration of Foreign Affairs:   |                |         |      |     |                                   |                                   |   |
| Foreign Service Retirement and Disability Fund, State  | 019            | No Year | 8186 | 000 | 21,054,819,000.00                 | 20,681,139,000.00                 | 373,680,000.00  |
| Conditional Gift Fund, General, State  | 019            | No Year | 8822 | 000 | 26,798,957.85                     | 24,030,905.98                     | 2,768,051.87  |
| Other:   |                |         |      |     |                                   |                                   |   |
| Israeli Arab Scholarship Program, State  | 019            | No Year | 8271 | 000 | 4,978,500.00                      | 4,978,500.00                      | .00   |
| Center for Middle Eastern-Western Dialogue Trust Fund, State   | 019            | No Year | 8813 | 000 | 9,398,473.61                      | 10,119,898.90                     | -721,425.29   |
| Eisenhower Exchange Fellowship Program Trust Fund  | 570            | No Year | 8276 | 000 | 7,972,054.63                      | 4,083,800.00                      | 3,888,254.63  |
| Department of Transportation   |                |         |      |     |                                   |                                   |   |
| Federal Aviation Administration:   |                |         |      |     |                                   |                                   |   |
| Airport and Airway Trust Fund - Treasury Managed, Transportation   | 069            | No Year | 8103 | 000 | 16,600,788,000.00                 | 10,818,211,000.00                 | 5,782,577,000.00  |
| Federal Highway Administration:  |                |         |      |     |                                   |                                   |   |
| Highway Trust Fund - Treasury Managed, Transportation  | 069            | No Year | 8102 | 000 | 115,673,305,958.02                | 127,546,568,649.69                | -11,873,262,691.67  |
| Department of the Treasury   |                |         |      |     |                                   |                                   |   |
| Departmental Offices:  |                |         |      |     |                                   |                                   |   |
| Gifts and Bequests, Treasury   | 020            | No Year | 8790 | 000 | 1,088,886.17                      | 1,045,185.73                      | 43,700.44   |
| Bureau of the Fiscal Service:  |                |         |      |     |                                   |                                   |   |
| Lower Brule Sioux Tribe Terrestrial Wildlife Habitat Restoration Trust Fund, Bureau of the Fiscal Service, Treasury    | 020            | No Year | 8207 | 000 | 15,736,172.84                     | 15,945,542.16                     | -209,369.32   |
| Cheyenne River Sioux Tribe Terrestrial Wildlife Habitat Restoration Trust Fund, Bureau of the Fiscal Service, Treasury | 020            | No Year | 8209 | 000 | 45,447,553.12                     | 45,359,318.47                     | 88,234.65   |
| Gulf Coast Restoration Trust Fund, Bureau of the Fiscal Service, Treasury  | 020            | No Year | 8625 | 000 | 2,302,751,895.68                  | 2,025,658,788.21                  | 277,093,107.47  |
| Comptroller of the Currency:   |                |         |      |     |                                   |                                   |   |
| Assessment Funds, Office of the Comptroller of the Currency, Treasury  | 020            | No Year | 8413 | 000 | 2,285,938,000.00                  | 2,242,465,000.00                  | 43,473,000.00   |
| Department of Veterans Affairs   |                |         |      |     |                                   |                                   |   |
| Veterans Health Administration:  |                |         |      |     |                                   |                                   |   |
| General Post Fund, National Homes, Veterans Affairs  | 036            | No Year | 8180 | 000 | 140,238,546.64                    | 116,421,032.21                    | 23,817,514.43   |
| Benefits Programs:   |                |         |      |     |                                   |                                   |   |
| National Service Life Insurance Fund, Veterans Affairs   | 036            | No Year | 8132 | 000 | 832,288,000.00                    | 1,095,551,000.00                  | -263,263,000.00   |
| United States Government Life Insurance Fund, Veterans Affairs   | 036            | No Year | 8150 | 000 | 1,322,000.00                      | 1,399,000.00                      | -77,000.00  |
| Veterans Special Life Insurance Fund, Trust Revolving Fund, Veterans Affairs   | 036            | No Year | 8455 | 000 | 804,847,000.00                    | 915,507,000.00                    | -110,660,000.00   |
| Corps of Engineers   |                |         |      |     |                                   |                                   |   |
| South Dakota Terrestrial Wildlife Habitat Restoration Trust Fund, Corps of Engineers - Civil                           | 096            | No Year | 8217 | 000 | 118,495,667.03                    | 118,929,212.43                    | -433,545.40   |
| Inland Waterways Trust Fund - Treasury Managed, Corps of Engineers - Civil   | 096            | No Year | 8861 | 000 | 264,801,610.00                    | 194,187,315.49                    | 70,614,294.51   |
| Harbor Maintenance Trust Fund - Treasury Managed, Corps of Engineers - Civil   | 096            | No Year | 8863 | 000 | 10,371,826,828.13                 | 9,370,445,285.67                  | 1,001,381,542.46  |
| Other Defense Civil Programs   |                |         |      |     |                                   |                                   |   |
| Military Retirement:   |                |         |      |     |                                   |                                   |   |
| Department of Defense Military Retirement Fund   | 097            | No Year | 8097 | 000 | 1,366,845,194,941.54              | 1,194,652,246,029.18              | 172,192,948,912.36  |
| Educational Benefits:  |                |         |      |     |                                   |                                   |   |
| Department of Defense, Education Benefits Fund   | 097            | No Year | 8098 | 000 | 853,601,371.18                    | 967,132,479.47                    | -113,531,108.29   |
| Armed Forces Retirement Home:  |                |         |      |     |                                   |                                   |   |
| Armed Forces Retirement Home Trust Fund, Armed Forces Retirement Home  | 084            | No Year | 8522 | 000 | 178,448,811.62                    | 99,460,496.59                     | 78,988,315.03   |
| Environmental Protection Agency  |                |         |      |     |                                   |                                   |   |

## Federal Securities Held as Investments of Government Accounts - Continued

| Agency  | Account Symbol |         |      |     | Outstanding<br>September 30, 2023 | Outstanding<br>September 30, 2022 | Net Change<br>September 30, 2022<br>to September 30, 2023 |
|---|----------------|---------|------|-----|-----------------------------------|-----------------------------------|---|
|   | AID            | POA     | MAIN | SUB |                                   |                                   |   |
| Hazardous Substance Superfund - Treasury Managed. Environmental Protection Agency   | 068            | No Year | 8145 | 000 | 11,006,246,571.60                 | 9,359,855,511.19                  | 1,646,391,060.41  |
| Leaking Underground Storage Tank Trust Fund - Treasury Managed, Environmental Protection Agency   | 068            | No Year | 8153 | 000 | 1,432,076,982.22                  | 1,251,042,029.03                  | 181,034,953.19  |
| National Aeronautics and Space Administration<br>Endeavor Teacher Fellowship Trust Fund, National Aeronautics and Space Administration  | 080            | No Year | 8550 | 000 | 421,946.04                        | 340,000.00                        | 81,946.04   |
| Science, Space and Technology Education Trust Fund, National Aeronautics and Space Administration   | 080            | No Year | 8978 | 000 | 15,067,212.28                     | 15,210,704.34                     | -143,492.06   |
| Office of Personnel Management<br>Civil Service Retirement and Disability Fund, Office of Personnel Management  | 024            | No Year | 8135 | 000 | 1,036,636,071,000.00              | 1,011,678,853,000.00              | 24,957,218,000.00   |
| Employees' Life Insurance Fund, Office of Personnel Management  | 024            | No Year | 8424 | 000 | 52,526,424,297.12                 | 50,989,640,072.15                 | 1,536,784,224.97  |
| Employees' Health Benefits Fund, Office of Personnel Management   | 024            | No Year | 8440 | 000 | 25,567,511,115.12                 | 27,304,822,216.34                 | -1,737,311,101.22   |
| Retired Employees' Health Benefits Fund, Office of Personnel Management   | 024            | No Year | 8445 | 000 | 2,732,931.16                      | 2,616,811.14                      | 116,120.02  |
| Social Security Administration<br>Federal Old-Age and Survivors Insurance Trust Fund - Treasury Managed, Social Security Administration                                       | 028            | No Year | 8006 | 000 | 2,673,749,448,000.00              | 2,723,600,525,000.00              | -49,851,077,000.00  |
| Federal Disability Insurance Trust Fund - Treasury Managed, Social Security Administration  | 028            | No Year | 8007 | 000 | 142,905,673,000.00                | 114,678,766,000.00                | 28,226,907,000.00   |
| Independent Agencies<br>Barry Goldwater Scholarship and Excellence in Education Foundation:<br>Trust Fund, Barry Goldwater Scholarship and Excellence in Education Foundation | 313            | No Year | 8281 | 000 | 61,400,242.71                     | 68,706,242.71                     | -7,306,000.00   |
| Corporation for National and Community Service:<br>National Service Trust, Corporation for National and Community Service   | 485            | No Year | 8267 | 000 | 1,426,472,040.17                  | 1,087,564,403.10                  | 338,907,637.07  |
| District of Columbia:<br>District of Columbia Courts:<br>District of Columbia Judicial Retirement and Survivor's Annuity Fund, Treasury                                       | 020            | No Year | 8212 | 000 | 206,078,819.87                    | 195,437,564.31                    | 10,641,255.56   |
| Harry S Truman Scholarship Foundation:<br>Harry S. Truman Memorial Scholarship Trust Fund, Harry S Truman Scholarship Foundation  | 372            | No Year | 8296 | 000 | 9,952,354.12                      | 7,619,099.51                      | 2,333,254.61  |
| James Madison Memorial Fellowship Foundation:<br>James Madison Memorial Fellowship Foundation Trust Fund  | 381            | No Year | 8282 | 000 | 37,341,082.21                     | 37,341,082.21                     | .00   |
| Japan-United States Friendship Commission:<br>Japan-United States Friendship Trust Fund, Japan-United States Friendship Commission  | 382            | No Year | 8025 | 000 | 35,725,735.47                     | 35,725,735.47                     | .00   |
| Morris K. Udall and Stewart L. Udall Foundation:<br>Morris K. Udall and Stewart L. Udall Trust Fund, Morris K. Udall and Stewart L. Udall Foundation                          | 487            | No Year | 8615 | 000 | 37,477,955.55                     | 51,477,955.55                     | -14,000,000.00  |
| National Archives and Records Administration:<br>National Archives Gift Fund, National Archives and Records Administration  | 088            | No Year | 8127 | 000 | 8,711,672.92                      | 7,609,277.32                      | 1,102,395.60  |
| National Archives Trust Fund, National Archives and Records Administration  | 088            | No Year | 8436 | 000 | 5,408,775.65                      | 5,093,169.83                      | 315,605.82  |
| Patient-Centered Outcomes Research Trust Fund:<br>Patient-Centered Outcomes Research Trust Fund   | 579            | No Year | 8299 | 000 | 41,169,843.12                     | 37,874,790.67                     | 3,295,052.45  |
| Railroad Retirement Board:<br>Social Security Equivalent Benefit Account, Railroad Retirement Board   | 060            | No Year | 8010 | 000 | 1,042,739,000.00                  | 1,109,772,000.00                  | -67,033,000.00  |
| Railroad Retirement Account, Railroad Retirement Board  | 060            | No Year | 8011 | 000 | 1,096,970,000.00                  | 772,325,000.00                    | 324,645,000.00  |
| National Railroad Retirement Investment Trust, Railroad Retirement Board  | 060            | No Year | 8118 | 000 | 472,087,500.00                    | 571,606,000.00                    | -99,518,500.00  |
| United States Court of Appeals for Veterans Claims:<br>United States Court of Appeals for Veterans Claims Retirement Fund   | 345            | No Year | 8290 | 000 | 67,327,102.04                     | 61,049,707.06                     | 6,277,394.98  |
| <b>Total, Public Debt Securities</b>  |                |         |      |     | <b>5,942,579,906,712.76</b>       | <b>5,752,475,180,418.42</b>       | <b>190,104,726,294.34</b>                                 |
| <b>Total, Agency Securities</b>   |                |         |      |     | <b>1,210,000.00</b>               | <b>1,210,000.00</b>               | <b>.00</b>  |

## Federal Securities Held as Investments of Government Accounts - Continued

| Agency                    | Account Symbol |     |      |     | Outstanding<br>September 30, 2023 | Outstanding<br>September 30, 2022 | Net Change<br>September 30, 2022<br>to September 30, 2023 |
|---------------------------|----------------|-----|------|-----|-----------------------------------|-----------------------------------|---|
|                           | AID            | POA | MAIN | SUB |                                   |                                   |   |
| <b>Total, Trust Funds</b> |                |     |      |     | 5,942,581,116,712.76              | 5,752,476,390,418.42              | 190,104,726,294.34  |
| <b>Grand Total</b>        |                |     |      |     | 6,817,835,168,299.68              | 6,608,705,604,400.84              | 209,129,563,898.84  |



## Status of Unappropriated Receipts

| Title  | Account Symbol | Unappropriated Receipts<br>September 30, 2022 | Receipts          | Total Receipts    | Appropriations    | Unappropriated Receipts<br>September 30, 2023 |
|--|----------------|---|-------------------|-------------------|-------------------|---|
|  | MAIN           |   |                   |                   |                   |   |
| <b>Special Funds</b>   |                |   |                   |                   |                   |   |
| <b>Department of Agriculture</b>   |                |   |                   |                   |                   |   |
| National Forests Fund Receipts   | 5008           | 181,788,910.89                                | -902,070.59       | 180,886,840.30    | -109,776.93       | 180,996,617.23                                |
| Receipts, Range Betterment Fund  | 5207           | 163,836.00                                    | 2,546,192.00      | 2,710,028.00      | 2,546,192.00      | 163,836.00                                    |
| National Forest Lands Under Special Acts   | 5208           | 48,170.00                                     | 664,000.00        | 712,170.00        | 664,000.00        | 48,170.00                                     |
| 30% of Customs Duties, Funds for Strengthening Markets, Income, and Supply (Section 32)              | 5209           | 53,729,645,329.99                             | 25,475,583,904.56 | 79,205,229,234.55 | 27,123,377,552.11 | 52,159,143,682.44                             |
| Receipts for Construction of Administrative Improvements--Arizona Land Conveyance, Forest Service    | 5212           | 960,692.65                                    | -----             | 960,692.65        | -----             | 960,692.65                                    |
| Deposits, Land Exchanges, Forest Service   | 5216           | 7,353,413.07                                  | 11,250,447.00     | 18,603,860.07     | 150,000.00        | 18,453,860.07                                 |
| ARS Land Sale, Agricultural Research Service   | 5221           | 6,303,940.00                                  | -----             | 6,303,940.00      | -----             | 6,303,940.00                                  |
| National Grasslands Receipts, Forest Service   | 5896           | 267,189,556.62                                | -84,390,937.33    | 182,798,619.29    | -----             | 182,798,619.29                                |
| Total, Department of Agriculture   |                | 54,193,453,849.22                             | 25,404,751,535.64 | 79,598,205,384.86 | 27,126,627,967.18 | 52,548,869,417.68                             |
| <b>Department of Commerce</b>  |                |   |                   |                   |                   |   |
| Patent and Trademark Office User Fees  | 5127           | 233,528,999.00                                | -----             | 233,528,999.00    | -----             | 233,528,999.00                                |
| Total, Department of Commerce  |                | 233,528,999.00                                | -----             | 233,528,999.00    | -----             | 233,528,999.00                                |
| <b>Department of Defense--Military Programs</b>  |                |   |                   |                   |                   |   |
| Deposits, Department of Defense Overseas Military Facility Investment Recovery Account               | 5193           | -68,019.36                                    | -----             | -68,019.36        | -----             | -68,019.36                                    |
| Deposits, Department of Defense Overseas Military Facility Investment Recovery Account for Air Force | 5193           | 2,370,401.16                                  | -----             | 2,370,401.16      | -----             | 2,370,401.16                                  |
| Defense Export Loan Guarantees, Negative Subsidies   | 5336           | 26,965.27                                     | -----             | 26,965.27         | -----             | 26,965.27                                     |
| Total, Department of Defense--Military Programs  |                | 2,329,347.07                                  | -----             | 2,329,347.07      | -----             | 2,329,347.07                                  |
| <b>Department of Energy</b>  |                |   |                   |                   |                   |   |
| Sale of Electric Energy, Bonneville Power Administration, Reclamation Fund, Interior                 | 5000           | 3,098,636,411.65                              | 72,951,539.75     | 3,171,587,951.40  | 205,553,099.63    | 2,966,034,851.77                              |
| Licenses Under Federal Power Act from Public Lands and National Forests, Payment to States           | 5105           | 187,931.00                                    | 3,361,432.00      | 3,549,363.00      | 3,549,363.00      | 191,602.00                                    |
| Falcon and Amistad Operating and Maintenance Fund, Energy  | 5178           | 10,917,668.26                                 | 86,221.38         | 11,003,889.64     | 228,000.00        | 10,775,889.64                                 |
| Alternative Fuels Production, Department of Energy   | 5180           | 3,000,666.65                                  | -----             | 3,000,666.65      | -----             | 3,000,666.65                                  |
| SPR Operating Fund, Department of Energy   | 5276           | 10,917,521.08                                 | -----             | 10,917,521.08     | -----             | 10,917,521.08                                 |
| Total, Department of Energy  |                | 3,123,660,198.64                              | 76,399,193.13     | 3,200,059,391.77  | 209,330,462.63    | 2,990,920,531.14                              |
| <b>Department of Health and Human Services</b>   |                |   |                   |                   |                   |   |
| General Fund Payment, NIH Innovation, CURES Act  | 5628           | -----   | 1,085,000,000.00  | 1,085,000,000.00  | 1,085,000,000.00  | -----   |
| General Fund Payment, FDA Innovation, CURES Act  | 5629           | -----   | 50,000,000.00     | 50,000,000.00     | 50,000,000.00     | -----   |
| Transfers from Presidential Election Campaign Fund, 10-Year PRIE                                     | 5736           | 1,290,600.00                                  | 47,480,000.00     | 48,770,600.00     | 12,600,000.00     | 36,170,600.00                                 |

## Status of Unappropriated Receipts - Continued

| Title   | Account Symbol | Unappropriated Receipts<br>September 30, 2022 | Receipts         | Total Receipts    | Appropriations   | Unappropriated Receipts<br>September 30, 2023 |
|---|----------------|---|------------------|-------------------|------------------|---|
|   | MAIN           |   |                  |                   |                  |   |
| National Institutes of Health   |                |   |                  |                   |                  |   |
| Total, Department of Health and Human Services  |                | 1,290,600.00                                  | 1,182,480,000.00 | 1,183,770,600.00  | 1,147,600,000.00 | 36,170,600.00                                 |
| <b>Department of Homeland Security</b>  |                |   |                  |                   |                  |   |
| Immigration User Fees, Homeland Security  | 5087           | 39,108,337.00                                 | 929,017,717.15   | 968,126,054.15    | 968,126,054.15   | 52,954,010.00                                 |
| H-1B Nonimmigrant Petitioner Account, Homeland Security   | 5106           | 27,066,464.00                                 | 337,346,010.00   | 364,412,474.00    | 364,412,474.00   | 19,228,722.00                                 |
| H-1B and L Fraud Prevention and Detection Account   | 5389           | 10,459,831.00                                 | 137,151,912.88   | 147,611,743.88    | 147,611,743.88   | 9,375,514.00                                  |
| Penalties, Abandoned Seafarers Fund, Coast Guard, Homeland Security   | 5677           | 4,999,999.00                                  | -----            | 4,999,999.00      | -----            | 4,999,999.00                                  |
| Fees, CBP Services at User Fees Facilities, U.S. CBP, Homeland Security   | 5694           | 2,756,975.30                                  | 25,744,861.69    | 28,501,836.99     | 22,408,637.42    | 6,093,199.57                                  |
| Customs Merchandise Processing Fee, United States Customs Service   | 5695           | 958,133,561.41                                | 3,192,556,915.99 | 4,150,690,477.40  | 3,192,556,915.99 | 958,133,561.41                                |
| Sale of Real Property, U.S. Coast Guard Housing Special Fund, Coast Guard, Homeland Security  | 5710           | 1,916,427.59                                  | 7,524,111.31     | 9,440,538.90      | 7,425,100.00     | 2,015,438.90                                  |
| Total, Department of Homeland Security  |                | 1,044,441,595.30                              | 4,629,341,529.02 | 5,673,783,124.32  | 4,702,540,925.44 | 1,052,800,444.88                              |
| <b>Department of the Interior</b>   |                |   |                  |                   |                  |   |
| Miscellaneous Interest, Reclamation Fund, Interior  | 5000           | 17,031,749,104.25                             | 3,511,692,613.23 | 20,543,441,717.48 | 1,599,386,196.47 | 18,944,055,521.01                             |
| Land and Water Conservation Fund, Surplus Process Sales, Forest Service   | 5005           | 22,261,273,573.26                             | 996,544,692.65   | 23,257,818,265.91 | 1,076,300,000.00 | 22,239,943,265.91                             |
| Receipts from Grazing, Etc., Public Lands Outside Grazing Districts, Bureau of Land Management  | 5016           | 2,245,685.17                                  | 928,046.59       | 3,173,731.76      | 898,598.09       | 2,326,353.67                                  |
| Receipts from Grazing, Etc., Public Lands within Grazing Districts, Bureau of Land Management   | 5032           | 10,953,642.84                                 | 2,280,876.61     | 13,234,519.45     | 1,253,445.04     | 12,052,520.41                                 |
| Receipts from Grazing, Etc., Public Lands within Grazing Districts, Miscellaneous, Bureau of Land Management                          | 5044           | 105,057.16                                    | 1,010,212.15     | 1,115,269.31      | 26,715.67        | 1,090,076.64                                  |
| Recreation, Entrance and Use Fees, National Park Service  | 5107           | 704,111.59                                    | -----            | 704,111.59        | -----            | 704,111.59                                    |
| Grazing Fees for Range Improvements, Taylor Grazing Act, as Amended   | 5132           | 6,340,000.02                                  | 6,894,272.67     | 13,234,272.69     | 6,894,272.67     | 6,910,000.02                                  |
| Sale of Public Land and Materials, 5% Fund to States  | 5133           | 99,566.00                                     | -----            | 99,566.00         | 99,566.00        | -----   |
| Historic Preservation Fund, Receipts, Outer Continental Shelf Lands   | 5140           | 3,408,238,990.79                              | 150,000,000.00   | 3,558,238,990.79  | 202,378,533.27   | 3,355,860,457.52                              |
| Payment from the General Fund, Cooperative Endangered Species Conservation Fund   | 5143           | 814,036,001.35                                | 100,313,085.12   | 914,349,086.47    | 24,564,000.00    | 889,785,086.47                                |
| Revenue, Central Valley Project Restoration Fund, Bureau of Reclamation   | 5173           | -----   | 41,068,643.23    | 41,068,643.23     | 41,068,643.23    | -----   |
| Fines, Penalties, and Forfeitures, Migratory Bird, North American Wetlands Conservation Fund, United States Fish and Wildlife Service | 5241           | 9,145,030.07                                  | 151,301.64       | 9,296,331.71      | 1,978,497.07     | 7,430,608.64                                  |
| Sale of Natural Gas and Oil Shale, 1n3, Bureau of Land Management, Department of Interior   | 5294           | 39,435,387.00                                 | -----            | 39,435,387.00     | -----            | 39,435,387.00                                 |
| Fees for Glacier Bay National Park, National Park Service   | 5412           | 1,364,544.88                                  | -----            | 1,364,544.88      | -----            | 1,364,544.88                                  |
| Oil and Gas Permit Processing Fee - 15%, Bureau of Land Management, Interior  | 5573           | 19,175,515.20                                 | -51,150.00       | 19,124,365.20     | -----            | 19,124,365.20                                 |
| Water Storage Enhancement Receipts, Bureau of Reclamation, Interior   | 5704           | 238,014,608.55                                | -2,629,126.07    | 235,385,482.48    | -----            | 235,385,482.48                                |
| Fees, National Park Medical Services Fund, National Park Service, Interior  | 5762           | 91,954.25                                     | 1,357,269.28     | 1,449,223.53      | 1,404,798.19     | 44,425.34                                     |
| Sale of Public Land and Materials   | 5881           | 39,760,452.68                                 | 24,067,498.76    | 63,827,951.44     | -----            | 63,827,951.44                                 |
| Oregon and California Land-Grant Fund (See 2229 for General Account:  | 5882           | 38,501,421.46                                 | 3,696,591.59     | 42,198,013.05     | -----            | 42,198,013.05                                 |

## Status of Unappropriated Receipts - Continued

| Title   | Account Symbol | Unappropriated Receipts<br>September 30, 2022 | Receipts                | Total Receipts           | Appropriations          | Unappropriated Receipts<br>September 30, 2023 |
|---|----------------|---|-------------------------|--------------------------|-------------------------|---|
|   | MAIN           |   |                         |                          |                         |   |
| 5136 and 5885 for Special Accounts)   |                |   |                         |                          |                         |   |
| Receipts from National Grasslands, Bureau of Land Management  | 5896           | 2,522,154.25                                  | 217,563.36              | 2,739,717.61             | 513,289.76              | 2,254,350.85                                  |
| Coos Bay Wagon Road Grant Fund (By Years) (See 2229 for General Account and 5898 for Special Account)               | 5897           | 1,338,183.82                                  | -407,853.47             | 930,330.35               | -----                   | 930,330.35                                    |
| <b>Total, Department of the Interior</b>  |                | <b>43,925,094,984.59</b>                      | <b>4,837,134,537.34</b> | <b>48,762,229,521.93</b> | <b>2,956,766,555.46</b> | <b>45,864,722,852.47</b>                      |
| <b>Department of Labor</b>  |                |   |                         |                          |                         |   |
| Fees, HIRE Vets Medallion Award Fund, Departmental Management, Labor  | 5623           | -----   | 152,290.00              | 152,290.00               | 152,290.00              | -----   |
| <b>Total, Department of Labor</b>   |                | -----   | <b>152,290.00</b>       | <b>152,290.00</b>        | <b>152,290.00</b>       | -----   |
| <b>Department of Transportation</b>   |                |   |                         |                          |                         |   |
| Pipeline Safety User Fees, Research and Special Programs Administration   | 5172           | 53,292,703.60                                 | 152,818,780.54          | 206,111,484.14           | 159,552,227.27          | 46,559,256.87                                 |
| <b>Total, Department of Transportation</b>  |                | <b>53,292,703.60</b>                          | <b>152,818,780.54</b>   | <b>206,111,484.14</b>    | <b>159,552,227.27</b>   | <b>46,559,256.87</b>                          |
| <b>Corps of Engineers</b>   |                |   |                         |                          |                         |   |
| Special Recreation Use Fees, Army, Corps of Engineers, Civil Hydraulic Mining in California, Tax, Debris Reservoirs | 5007           | 72,263,131.93                                 | 66,268,698.05           | 138,531,829.98           | 72,263,131.93           | 66,268,698.05                                 |
| Receipts from Leases of Lands Acquired for Flood Control, Navigation, and Allied Purposes                           | 5066           | 5,004,604.24                                  | 139,118.40              | 5,143,722.64             | 145,238.40              | 5,006,414.24                                  |
| Licenses Under Federal Power Act, Improvement of Navigable Waters, Maintenance and Operation of Dams, Etc.          | 5090           | 25,873,126.65                                 | 19,365,047.88           | 45,238,174.53            | 19,116,172.67           | 27,211,623.86                                 |
| User Fees, Fund for Non-Federal Use of Disposal Facilities, Corps of Engineers                                      | 5125           | 13,411,094.73                                 | 12,029,994.79           | 25,441,089.52            | 13,411,094.73           | 12,760,151.79                                 |
|   | 5493           | 1,287,046.34                                  | 1,710,996.92            | 2,998,043.26             | 1,287,046.34            | 1,710,996.92                                  |
| <b>Total, Corps of Engineers</b>  |                | <b>117,839,003.89</b>                         | <b>99,513,856.04</b>    | <b>217,352,859.93</b>    | <b>106,222,684.07</b>   | <b>112,957,884.86</b>                         |
| <b>Other Defense Civil Programs</b>   |                |   |                         |                          |                         |   |
| Concessions Fees, Army National Military Cemeteries, Army   | 5602           | 1,456,045.00                                  | 695,610.00              | 2,151,655.00             | 1,743,397.00            | 408,258.00                                    |
| <b>Total, Other Defense Civil Programs</b>  |                | <b>1,456,045.00</b>                           | <b>695,610.00</b>       | <b>2,151,655.00</b>      | <b>1,743,397.00</b>     | <b>408,258.00</b>                             |
| <b>Environmental Protection Agency</b>  |                |   |                         |                          |                         |   |
| Licensing and Other Services, Environmental Protection Agency   | 5293           | 585,088.30                                    | -----                   | 585,088.30               | -----                   | 585,088.30                                    |
| Environmental Services, Environmental Protection Agency   | 5295           | 572,472,947.65                                | 31,582,842.98           | 604,055,790.63           | -----                   | 604,055,790.63                                |
| User Fees, TSCA Service Fee Fund, Environmental Protection Agency   | 5664           | -----   | 3,531,499.96            | 3,531,499.96             | 3,531,499.96            | -----   |
| <b>Total, Environmental Protection Agency</b>   |                | <b>573,058,035.95</b>                         | <b>35,114,342.94</b>    | <b>608,172,378.89</b>    | <b>3,531,499.96</b>     | <b>604,640,878.93</b>                         |

## Status of Unappropriated Receipts - Continued

| Title   | Account Symbol | Unappropriated Receipts<br>September 30, 2022 | Receipts          | Total Receipts     | Appropriations    | Unappropriated Receipts<br>September 30, 2023 |
|---|----------------|---|-------------------|--------------------|-------------------|---|
|   | MAIN           |   |                   |                    |                   |   |
| <b>General Services Administration</b>  |                |   |                   |                    |                   |   |
| Land and Water Conservation Fund, Surplus Property Sales, National Park Service                                 | 5005           | 300,446,070.37                                | 28,538,307.35     | 328,984,377.72     | -----             | 328,984,377.72                                |
| Receipts, Transportation Audit Contracts and Contract Administration, General Services Administration           | 5250           | 44,468,505.73                                 | -8,320,293.85     | 36,148,211.88      | -1,825,749.51     | 38,944,671.39                                 |
| Receipts of Rent, Leases and Lease Payments for Government-Owned Real Property, General Services Administration | 5254           | 78,562,198.09                                 | 5,255,103.08      | 83,817,301.17      | 33,823.65         | 84,403,409.52                                 |
| Receipts, Acquisition Workforce Training Fund, General Services Administration                                  | 5381           | 10,258,177.71                                 | 16,284,681.50     | 26,542,859.21      | 19,896,673.26     | 6,646,185.95                                  |
| Asset Proceeds, Asset Proceeds and Space Management Fund, General Services Administration                       | 5594           | 152,078,006.00                                | 41,325,876.23     | 193,403,882.23     | -----             | 193,403,882.23                                |
| Total, General Services Administration  |                | 585,812,957.90                                | 83,083,674.31     | 668,896,632.21     | 18,104,747.40     | 652,382,526.81                                |
| <b>Social Security Administration</b>   |                |   |                   |                    |                   |   |
| State Supplemental Fees, Social Security Administration   | 5419           | 8,586,560.28                                  | 152,063,803.17    | 160,650,363.45     | 140,000,000.00    | 20,650,363.45                                 |
| Administration Fees, Special Benefits for Certain World War II Veterans, Social Security Administration         | 5555           | 2,592,053.25                                  | 7,537.03          | 2,599,590.28       | -----             | 2,599,590.28                                  |
| Total, Social Security Administration   |                | 11,178,613.53                                 | 152,071,340.20    | 163,249,953.73     | 140,000,000.00    | 23,249,953.73                                 |
| <b>Independent Agencies</b>   |                |   |                   |                    |                   |   |
| Registry Fees, Appraisal Subcommittee   | 5026           | 5,141,642.21                                  | 1,165,631.77      | 6,307,273.98       | 93,296.00         | 6,302,226.98                                  |
| Vietnam Debt Repayment Fund, Vietnam Education Foundation   | 5365           | 6,337,104.05                                  | -----             | 6,337,104.05       | -----             | 6,337,104.05                                  |
| Fees, Travel Promotion Fund, Corporation for Travel Promotion   | 5585           | 205,934,681.30                                | 198,209,338.00    | 404,144,019.30     | 100,739,223.00    | 309,104,796.30                                |
| Total, Independent Agencies   |                | 217,413,427.56                                | 199,374,969.77    | 416,788,397.33     | 100,832,519.00    | 321,744,127.33                                |
| Total, Special Funds  |                | 104,083,850,361.25                            | 36,852,931,658.93 | 140,936,782,020.18 | 36,673,005,275.41 | 104,491,285,078.77                            |
| <b>Trust Funds</b>  |                |   |                   |                    |                   |   |
| <b>Legislative Branch</b>   |                |   |                   |                    |                   |   |
| Bequest of Gertrude M. Hubbard, Library of Congress, Principal Account  | 8022           | 20,000.00                                     | -----             | 20,000.00          | -----             | 20,000.00                                     |
| Total, Legislative Branch   |                | 20,000.00                                     | -----             | 20,000.00          | -----             | 20,000.00                                     |
| <b>Department of Housing and Urban Development</b>  |                |   |                   |                    |                   |   |
| Mobile Home Inspection and Monitoring Fees, Manufactured Housing Fees Trust Fund, Housing and Urban Development | 8119           | 22,243,299.30                                 | 13,855,100.00     | 36,098,399.30      | 14,000,000.00     | 22,098,399.30                                 |
| Total, Department of Housing and Urban Development  |                | 22,243,299.30                                 | 13,855,100.00     | 36,098,399.30      | 14,000,000.00     | 22,098,399.30                                 |



### Status of Unappropriated Receipts - Continued

| Title  | Account Symbol | Unappropriated Receipts<br>September 30, 2022 | Receipts          | Total Receipts     | Appropriations    | Unappropriated Receipts<br>September 30, 2023 |
|--|----------------|---|-------------------|--------------------|-------------------|---|
|  | MAIN           |   |                   |                    |                   |   |
| <b>Department of Transportation</b>                          |                |   |                   |                    |                   |   |
| Royalties, Federal Aviation Administration, Transportation   | 8108           | -----   | 3,710.00          | 3,710.00           | 3,710.00          | -----   |
| Total, Department of Transportation                          |                | -----   | 3,710.00          | 3,710.00           | 3,710.00          | -----   |
| <b>Independent Agencies</b>                                  |                |   |                   |                    |                   |   |
| Deposits, National Gallery of Art Trust Fund, Permanent Loan | 8194           | 5,000,000.00                                  | -----             | 5,000,000.00       | -----             | 5,000,000.00                                  |
| Total, Independent Agencies                                  |                | 5,000,000.00                                  | -----             | 5,000,000.00       | -----             | 5,000,000.00                                  |
| Total, Trust Funds   |                | 27,263,299.30                                 | 13,858,810.00     | 41,122,109.30      | 14,003,710.00     | 27,118,399.30                                 |
| Total, Unappropriated Receipts                               |                | 104,111,113,660.55                            | 36,866,790,468.93 | 140,977,904,129.48 | 36,687,008,985.41 | 104,518,403,478.07                            |



# Index

| 4  | B  | C   |
|--|--|---|
| 400 Years of African-American History Commission, Independent Agencies                     | 618  | 619   |
| <b>A</b>   | Botanic Garden, Legislative Branch 56<br>Buildings and Facilities, Department of Agriculture 110<br>Bureau of Alcohol, Tobacco, Firearms, and Explosives, Department of Justice 365<br>Bureau of Consumer Financial Protection, Independent Agencies 577<br>Bureau of Engraving and Printing, Department of the Treasury 451<br>Bureau of Indian Affairs and Bureau of Indian Education, Department of the Interior 339<br>Bureau of Indian Education, Department of the Interior 322<br>Bureau of Industry and Security, Department of Commerce 128<br>Bureau of Labor Statistics, Department of Labor 380<br>Bureau of Land Management, Department of the Interior 323<br>Bureau of Mines, Department of the Interior 342<br>Bureau of Ocean Energy Management, Department of the Interior 327<br>Bureau of Reclamation, Department of the Interior 329<br>Bureau of Safety and Environmental Enforcement, Department of the Interior 328<br>Bureau of Trust Fund Administration, Department of the Interior 322<br>Bureau of the Census, Department of Commerce 126<br>Bureau of the Fiscal Service, Department of the Treasury 447 | Commission on Combating Synthetic Opioid Trafficking, Independent Agencies 619<br>Committee for Purchase from People who are Blind or Severely Disabled, Independent Agencies 579<br>Commodity Futures Trading Commission, Independent Agencies 579<br>Community Planning and Development, Department of Housing and Urban Development 305<br>Comptroller of the Currency, Department of the Treasury 455<br>Congressional Budget Office, Legislative Branch 50<br>Consumer Product Safety Commission, Independent Agencies 580<br>Corporation for National and Community Service, Independent Agencies 581<br>Corporation for Public Broadcasting, Independent Agencies 582<br>Corporation for Travel Promotion, Independent Agencies 582<br>Corps of Engineers 481<br>Corps of Engineers, Corps of Engineers 478<br>Council of Economic Advisers, Executive Office of the President 498<br>Council of the Inspectors General on Integrity and Efficiency, Independent Agencies 582<br>Council on Environmental Quality and Office of Environmental Quality, Executive Office of the President 498<br>Court Services and Offender Supervision Agency for the District of Columbia, Independent Agencies 583<br>Courts of Appeals, District Courts, and Other Judicial Services, Judicial Branch 69 |
| Access Board, Independent Agencies   | 575  |   |
| Administration for Children and Families, Department of Health and Human Services          | 251  |   |
| Administration for Community Living, Department of Health and Human Services               | 257  |   |
| Administration of Foreign Affairs, Department of State                                     | 386  |   |
| Administrative Conference of the United States, Independent Agencies                       | 574  |   |
| Administrative Office of the United States Courts, Judicial Branch                         | 70   |   |
| Advisory Council on Historic Preservation, Independent Agencies                            | 574  |   |
| African Development Foundation, International Assistance Programs                          | 532  |   |
| Agency for Healthcare Research and Quality, Department of Health and Human Services        | 245  |   |
| Agency for International Development, International Assistance Programs                    | 524  |   |
| Agricultural Marketing Service, Department of Agriculture                                  | 87   |   |
| Agricultural Research Service, Department of Agriculture                                   | 83   |   |
| Alcohol and Tobacco Tax and Trade Bureau, Department of the Treasury                       | 450  |   |
| Alyce Spotted Bear and Walter Soboleff Com. on Native Children, Independent Agencies       | 619  |   |
| Alyce Spotted Bear and Walter Soboleff Commission on Native Children, Independent Agencies | 619  |   |
| American Battle Monuments Commission, Other Defense Civil Programs                         | 485  |   |
| Animal and Plant Health Inspection Service, Department of Agriculture                      | 85   |   |
| Appalachian Regional Commission, Independent Agencies                                      | 575  |   |
| Architect of the Capitol, Legislative Branch   | 50   |   |
| Architectural and Transportation Barriers Compliance Board, Independent Agencies           | 575  |   |
| Armed Forces Retirement Home, Other Defense Civil Programs                                 | 485  |   |
| <b>B</b>   | <b>C</b>   | <b>D</b>  |
| Barry Goldwater Scholarship and Excellence in Education Foundation, Independent Agencies   | 575  |   |
| Benefits Programs, Department of Veterans Affairs  | 465  |   |
|  | Capitol Police, Legislative Branch 48<br>Cemeterial Expenses, Other Defense Civil Programs 486<br>Centers for Disease Control and Prevention, Department of Health and Human Services 230<br>Centers for Medicare and Medicaid Services, Department of Health and Human Services 246<br>Central Intelligence Agency, Independent Agencies 577<br>Central Utah Project, Department of the Interior 332<br>Chemical Safety and Hazard Investigation Board, Independent Agencies 577<br>Christopher Columbus Fellowship Foundation, Independent Agencies 578<br>Citizenship and Immigration Services, Department of Homeland Security 275<br>Civil Rights Cold Case Records Review Board, Independent Agencies 619<br>Commission of Fine Arts, Independent Agencies 578<br>Commission on Civil Rights, Independent Agencies 578   | Deductions for Offsetting Receipts, African Development Foundation 533<br>Deductions for Offsetting Receipts, Agency for International Development 530<br>Deductions for Offsetting Receipts, Barry Goldwater Scholarship and Excellence in Education Foundation 576<br>Deductions for Offsetting Receipts, Bureau of Consumer Financial Protection 577<br>Deductions for Offsetting Receipts, Chemical Safety and Hazard Investigation Board 578<br>Deductions for Offsetting Receipts, Commodity Futures Trading Commission 580<br>Deductions for Offsetting Receipts, Consumer Product Safety Commission 580<br>Deductions for Offsetting Receipts, Corporation for National and Community Service 582   |

## Index

---

| D   | D   | D  |     |   |     |
|---|-----|--|-----|---|-----|
| Deductions for Offsetting Receipts, Corps of Engineers                          | 481 | Deductions for Offsetting Receipts, Federal Mine Safety and Health Review Commission | 594 | Deductions for Offsetting Receipts, Office of Personnel Management                              | 558 |
| Deductions for Offsetting Receipts, Defense Nuclear Facilities Safety Board     | 584 | Deductions for Offsetting Receipts, Federal Trade Commission                         | 594 | Deductions for Offsetting Receipts, Other Commissions and Boards                                | 607 |
| Deductions for Offsetting Receipts, Department of Agriculture                   | 111 | Deductions for Offsetting Receipts, General Services Administration                  | 512 | Deductions for Offsetting Receipts, Other Defense Civil Programs                                | 487 |
| Deductions for Offsetting Receipts, Department of Commerce                      | 135 | Deductions for Offsetting Receipts, Harry S Truman Scholarship Foundation            | 595 | Deductions for Offsetting Receipts, Patient-Centered Outcomes Research Trust Fund               | 608 |
| Deductions for Offsetting Receipts, Department of Defense--Military Programs    | 176 | Deductions for Offsetting Receipts, Institute of Museum and Library Services         | 596 | Deductions for Offsetting Receipts, Peace Corps   | 531 |
| Deductions for Offsetting Receipts, Department of Education                     | 202 | Deductions for Offsetting Receipts, Inter-American Foundation                        | 532 | Deductions for Offsetting Receipts, Public Defender Service for the District of Columbia        | 618 |
| Deductions for Offsetting Receipts, Department of Energy                        | 218 | Deductions for Offsetting Receipts, International Security Assistance                | 521 | Deductions for Offsetting Receipts, Railroad Retirement Board                                   | 611 |
| Deductions for Offsetting Receipts, Department of Health and Human Services     | 264 | Deductions for Offsetting Receipts, International Trade Commission                   | 596 | Deductions for Offsetting Receipts, Securities and Exchange Commission                          | 612 |
| Deductions for Offsetting Receipts, Department of Homeland Security             | 296 | Deductions for Offsetting Receipts, James Madison Memorial Fellowship Foundation     | 596 | Deductions for Offsetting Receipts, Small Business Administration                               | 564 |
| Deductions for Offsetting Receipts, Department of Housing and Urban Development | 316 | Deductions for Offsetting Receipts, Judicial Branch                                  | 72  | Deductions for Offsetting Receipts, Smithsonian Institution                                     | 613 |
| Deductions for Offsetting Receipts, Department of Justice                       | 368 | Deductions for Offsetting Receipts, Legislative Branch                               | 65  | Deductions for Offsetting Receipts, Social Security Administration                              | 570 |
| Deductions for Offsetting Receipts, Department of Labor                         | 382 | Deductions for Offsetting Receipts, Merit Systems Protection Board                   | 598 | Deductions for Offsetting Receipts, Surface Transportation Board                                | 614 |
| Deductions for Offsetting Receipts, Department of State                         | 398 | Deductions for Offsetting Receipts, Military Sales Program                           | 534 | Deductions for Offsetting Receipts, United States Agency for Global Media                       | 577 |
| Deductions for Offsetting Receipts, Department of Transportation                | 430 | Deductions for Offsetting Receipts, Millennium Challenge Corporation                 | 514 | Deductions for Offsetting Receipts, United States International Development Finance Corporation | 535 |
| Deductions for Offsetting Receipts, Department of Veterans Affairs              | 472 | Deductions for Offsetting Receipts, Morris K. Udall and Stewart L. Udall Foundation  | 598 | Defense Nuclear Facilities Safety Board, Independent Agencies                                   | 583 |
| Deductions for Offsetting Receipts, Department of the Interior                  | 350 | Deductions for Offsetting Receipts, National Aeronautics and Space Administration    | 546 | Delta Regional Authority, Independent Agencies  | 584 |
| Deductions for Offsetting Receipts, Department of the Treasury                  | 456 | Deductions for Offsetting Receipts, National Archives and Records Administration     | 600 | Denali Commission, Independent Agencies   | 584 |
| Deductions for Offsetting Receipts, District of Columbia                        | 586 | Deductions for Offsetting Receipts, National Credit Union Administration             | 601 | Department of Agriculture   | 76  |
| Deductions for Offsetting Receipts, Environmental Protection Agency             | 493 | Deductions for Offsetting Receipts, National Endowment for the Arts                  | 602 | Department of Commerce  | 124 |
| Deductions for Offsetting Receipts, Equal Employment Opportunity Commission     | 588 | Deductions for Offsetting Receipts, National Endowment for the Humanities            | 602 | Department of Defense--Military Programs  | 140 |
| Deductions for Offsetting Receipts, Executive Office of the President           | 503 | Deductions for Offsetting Receipts, National Labor Relations Board                   | 603 | Department of Education   | 202 |
| Deductions for Offsetting Receipts, Export-Import Bank of the United States     | 589 | Deductions for Offsetting Receipts, National Labor Relations Board                   | 603 | Department of Education, Department of Education  | 192 |
| Deductions for Offsetting Receipts, Farm Credit Administration                  | 589 | Deductions for Offsetting Receipts, National Labor Relations Board                   | 603 | Department of Energy  | 218 |
| Deductions for Offsetting Receipts, Federal Communications Commission           | 590 | Deductions for Offsetting Receipts, National Labor Relations Board                   | 603 | Department of Health and Human Services   | 224 |
| Deductions for Offsetting Receipts, Federal Election Commission                 | 592 | Deductions for Offsetting Receipts, National Labor Relations Board                   | 603 | Department of Homeland Security   | 272 |
| Deductions for Offsetting Receipts, Federal Housing Finance Agency              | 592 | Deductions for Offsetting Receipts, National Labor Relations Board                   | 603 | Department of Housing and Urban Development   | 302 |
| Deductions for Offsetting Receipts, Federal Maritime Commission                 | 593 | Deductions for Offsetting Receipts, National Labor Relations Board                   | 603 | Department of Justice   | 368 |
| Deductions for Offsetting Receipts, Federal Mediation and Conciliation Service  | 594 | Deductions for Offsetting Receipts, National Labor Relations Board                   | 603 | Department of Labor   | 372 |
|   |     | Deductions for Offsetting Receipts, National Science Foundation                      | 552 | Department of State   | 398 |
|   |     | Deductions for Offsetting Receipts, National Science Foundation                      | 552 | Department of Transportation  | 430 |
|   |     | Deductions for Offsetting Receipts, National Transportation Safety Board             | 604 | Department of Veterans Affairs  | 462 |
|   |     | Deductions for Offsetting Receipts, National Transportation Safety Board             | 604 | Department of the Interior  | 350 |
|   |     | Deductions for Offsetting Receipts, Nuclear Regulatory Commission                    | 605 |   |     |
|   |     | Deductions for Offsetting Receipts, Nuclear Regulatory Commission                    | 605 |   |     |
|   |     | Deductions for Offsetting Receipts, Occupational Safety and Health Review Commission | 606 |   |     |
|   |     | Deductions for Offsetting Receipts, Occupational Safety and Health Review Commission | 606 |   |     |

# Index

| D   | E   | F   |     |   |     |
|---|-----|---|-----|---|-----|
| Department of the Interior, Department of the Interior                  | 322 | Executive Office of the President   | 496 | Federal Mine Safety and Health Review Commission, Independent Agencies                | 594 |
| Department of the Treasury  | 440 | Executive Office of the President, Executive Office of the President                            | 496 | Federal Motor Carrier Safety Administration, Department of Transportation             | 418 |
| Department-Wide Programs, Department of the Interior                    | 347 | Executive Operations, Department of Agriculture   | 79  | Federal Permitting Improvement Council, Independent Agencies                          | 618 |
| Departmental Administration, Department of Energy                       | 217 | Executive Residence at the White House, Executive Office of the President                       | 496 | Federal Permitting Improvement Steering Council, Independent Agencies                 | 618 |
| Departmental Administration, Department of Veterans Affairs             | 467 | Export-Import Bank of the United States, Independent Agencies                                   | 588 | Federal Prison System, Department of Justice  | 366 |
| Departmental Management and Operations, Department of Homeland Security | 272 |   |     | Federal Railroad Administration, Department of Transportation                         | 420 |
| Departmental Management, Department of Commerce                         | 124 |   |     | Federal Trade Commission, Independent Agencies  | 594 |
| Departmental Management, Department of Education                        | 201 | <b>F</b>  |     | Federal Transit Administration, Department of Transportation                          | 423 |
| Departmental Management, Department of Health and Human Services        | 258 | FDIC - Office of Inspector General, Independent Agencies  | 591 | Financial Crimes Enforcement Network, Department of the Treasury                      | 446 |
| Departmental Management, Department of Labor                            | 380 | FSLIC Resolution, Independent Agencies  | 591 | Financing Accounts, Department of Agriculture   | 111 |
| Departmental Offices, Department of the Interior                        | 343 | Fair Housing and Equal Opportunity, Department of Housing and Urban Development                 | 312 | Financing Accounts, Department of Commerce  | 135 |
| Departmental Offices, Department of the Treasury                        | 440 | Family Housing, Department of Defense--Military Programs  | 169 | Financing Accounts, Department of Defense--Military Programs                          | 176 |
| Deposit Insurance, Independent Agencies                                 | 591 | Farm Credit Administration, Independent Agencies  | 589 | Financing Accounts, Department of Education   | 203 |
| District of Columbia Courts, Independent Agencies                       | 584 | Farm Credit System Insurance Corporation, Independent Agencies                                  | 589 | Financing Accounts, Department of Energy  | 218 |
| District of Columbia General and Special Payments, Independent Agencies | 586 | Farm Production and Conservation, Department of Agriculture                                     | 111 | Financing Accounts, Department of Health and Human Services                           | 264 |
| District of Columbia, Independent Agencies                              | 584 | Farm Service Agency, Department of Agriculture  | 89  | Financing Accounts, Department of Homeland Security                                   | 297 |
| Domestic Nuclear Detection Office, Department of Homeland Security      | 295 | Federal Aviation Administration, Department of Transportation                                   | 410 | Financing Accounts, Department of Housing and Urban Development                       | 316 |
| Drug Enforcement Administration, Department of Justice                  | 365 | Federal Bureau of Investigation, Department of Justice  | 364 | Financing Accounts, Department of State   | 398 |
|   |     | Federal Communications Commission, Independent Agencies   | 590 | Financing Accounts, Department of Transportation                                      | 430 |
| <b>E</b>  |     | Federal Deposit Insurance Corporation, Independent Agencies                                     | 591 | Financing Accounts, Department of Veterans Affairs                                    | 472 |
| Economic Development Administration, Department of Commerce             | 125 | Federal Drug Control Programs, Independent Agencies   | 591 | Financing Accounts, Department of the Interior  | 350 |
| Economic Research Service, Department of Agriculture                    | 82  | Federal Election Commission, Independent Agencies   | 592 | Financing Accounts, Department of the Treasury  | 457 |
| Economics and Statistics Administration, Department of Commerce         | 127 | Federal Emergency Management Agency, Department of Homeland Security                            | 291 | Financing Accounts, Environmental Protection Agency                                   | 493 |
| Educational Benefits, Other Defense Civil Programs                      | 484 | Federal Financial Institutions Examination Council Appraisal Subcommittee, Independent Agencies | 592 | Financing Accounts, Independent Agencies  | 620 |
| Election Assistance Commission, Independent Agencies                    | 587 | Federal Financial Institutions Examination Council, Independent Agencies                        | 592 | Financing Accounts, International Assistance Programs                                 | 536 |
| Employee Benefits Security Administration, Department of Labor          | 376 | Federal Financing Bank, Department of the Treasury  | 450 | Financing Accounts, Small Business Administration                                     | 564 |
| Employment and Training Administration, Department of Labor             | 372 | Federal Highway Administration, Department of Transportation                                    | 413 | Fish and Wildlife and Parks, Department of the Interior                               | 333 |
| Energy Programs, Department of Energy                                   | 210 | Federal Housing Finance Agency, Independent Agencies  | 592 | Food Safety and Inspection Service, Department of Agriculture                         | 86  |
| Environmental Protection Agency   | 490 | Federal Judicial Center, Judicial Branch  | 70  | Food and Drug Administration, Department of Health and Human Services                 | 224 |
| Environmental Protection Agency, Environmental Protection Agency        | 490 | Federal Labor Relations Authority, Independent Agencies   | 593 | Food and Nutrition Service, Department of Agriculture                                 | 102 |
| Environmental and Other Defense Activities, Department of Energy        | 209 | Federal Law Enforcement Training Center, Department of Homeland Security                        | 280 | Foreign Agricultural Service, Department of Agriculture                               | 100 |
| Equal Employment Opportunity Commission, Independent Agencies           | 587 | Federal Maritime Commission, Independent Agencies   | 593 | Forest Service, Department of Agriculture   | 104 |
|   |     | Federal Mediation and Conciliation Service, Independent Agencies                                | 593 | Forest and Wildlife Conservation, Military Reservations, Other Defense Civil Programs | 486 |



# Index

| N  | O  | O  |
|--|--|--|
| National Council on Disability, Independent Agencies 600                                       | Occupational Safety and Health Administration, Department of Labor 379                           | Office of Surface Mining Reclamation and Enforcement, Department of the Interior 328     |
| National Credit Union Administration, Independent Agencies 601                                 | Occupational Safety and Health Review Commission, Independent Agencies 606                       | Office of Vocational and Adult Education, Department of Education 196                    |
| National Endowment for the Arts, Independent Agencies 602                                      | Office of Administration, Executive Office of the President 499                                  | Office of Workers' Compensation Programs, Department of Labor 377                        |
| National Endowment for the Humanities, Independent Agencies 602                                | Office of Chief Financial Officer, Department of Agriculture 110                                 | Office of the General Counsel, Department of Agriculture 81                              |
| National Highway Traffic Safety Administration, Department of Transportation 418               | Office of Chief Information Officer, Department of Agriculture 110                               | Office of the Inspector General, Department of Health and Human Services 263             |
| National Indian Gaming Commission, Department of the Interior 347                              | Office of Civil Rights, Department of Agriculture 80   | Office of the Inspector General, Department of Homeland Security 275                     |
| National Institute of Food and Agriculture, Department of Agriculture 83                       | Office of Compliance, Legislative Branch 49  | Office of the Secretary, Department of Agriculture 76                                    |
| National Institute of Standards and Technology, Department of Commerce 132                     | Office of Disability Employment Policy, Department of Labor 382                                  | Office of the Secretary, Department of Transportation 404                                |
| National Institutes of Health, Department of Health and Human Services 235                     | Office of Elementary and Secondary Education, Department of Education 192                        | Office of the Solicitor, Department of the Interior 346                                  |
| National Labor Relations Board, Independent Agencies 602                                       | Office of English Language Acquisition, Department of Education 194                              | Office of the Special Trustee for American Indians, Department of the Interior 346       |
| National Mediation Board, Independent Agencies 603   | Office of Federal Contract Compliance Programs, Department of Labor 379                          | Office of the United States Trade Representative, Executive Office of the President 501  |
| National Nuclear Security Administration, Department of Energy 208                             | Office of Federal Student Aid, Department of Education 199                                       | Operation and Maintenance, Department of Defense--Military Programs 143                  |
| National Oceanic and Atmospheric Administration, Department of Commerce 129                    | Office of Government Ethics, Independent Agencies 606  | Other Commissions and Boards, Independent Agencies 607                                   |
| National Park Service, Department of the Interior 336  | Office of Innovation and Improvement, Department of Education 194                                | Other Defense Civil Programs 487   |
| National Protection and Programs Directorate, Department of Homeland Security 289              | Office of Inspector General, Department of Agriculture 80  | Other, Department of State 392   |
| National Railroad Passenger Corporation Office of Inspector General, Independent Agencies 603  | Office of Inspector General, Department of Transportation 427                                    | Overseas Private Investment Corporation, International Assistance Programs 530           |
| National Science Foundation 552  | Office of Inspector General, Department of the Interior 346                                      |  |
| National Science Foundation, National Science Foundation 550                                   | Office of Justice Programs, Department of Justice 367  | <b>P</b>   |
| National Security Commission on Artificial Intelligence, Independent Agencies 618              | Office of Labor Management Standards, Department of Labor 379                                    | Patient-Centered Outcomes Research Trust Fund, Independent Agencies 608                  |
| National Security Council and Homeland Security Council, Executive Office of the President 499 | Office of Lead Hazard Control and Healthy Homes, Department of Housing and Urban Development 312 | Peace Corps, International Assistance Programs 531                                       |
| National Security Division, Department of Justice 363  | Office of Management and Budget, Executive Office of the President 500                           | Pension Benefit Guaranty Corporation, Department of Labor 376                            |
| National Space Council, Executive Office of the President 503                                  | Office of National Drug Control Policy, Executive Office of the President 500                    | Pipeline and Hazardous Materials Safety Administration, Department of Transportation 425 |
| National Technical Information Service, Department of Commerce 132                             | Office of Navajo and Hopi Indian Relocation, Independent Agencies 606                            | Policy Development and Research, Department of Housing and Urban Development 311         |
| National Telecommunications and Information Administration, Department of Commerce 133         | Office of Pandemic Preparedness and Response, Executive Office of the President 503              | Postal Service, Independent Agencies 608   |
| National Transportation Safety Board, Independent Agencies 604                                 | Office of Personnel Management 558   | Power Marketing Administration, Department of Energy 216                                 |
| Natural Resources Conservation Service, Department of Agriculture 92                           | Office of Personnel Management, Office of Personnel Management 556                               | Presidio Trust, Independent Agencies 609   |
| Neighborhood Reinvestment Corporation, Independent Agencies 604                                | Office of Postsecondary Education, Department of Education 197                                   | Privacy and Civil Liberties Oversight Board, Independent Agencies 609                    |
| Northern Border Regional Commission, Independent Agencies 604                                  | Office of Science and Technology Policy, Executive Office of the President 501                   | Procurement, Department of Defense--Military Programs 153                                |
| Nuclear Regulatory Commission, Independent Agencies 604  | Office of Special Counsel, Independent Agencies 606  | Program Support Center, Department of Health and Human Services 261                      |
| Nuclear Waste Technical Review Board, Independent Agencies 605                                 | Office of Special Education and Rehabilitative Services, Department of Education 195             |  |

