



# Monthly Treasury Statement

of Receipts and Outlays  
of the United States Government

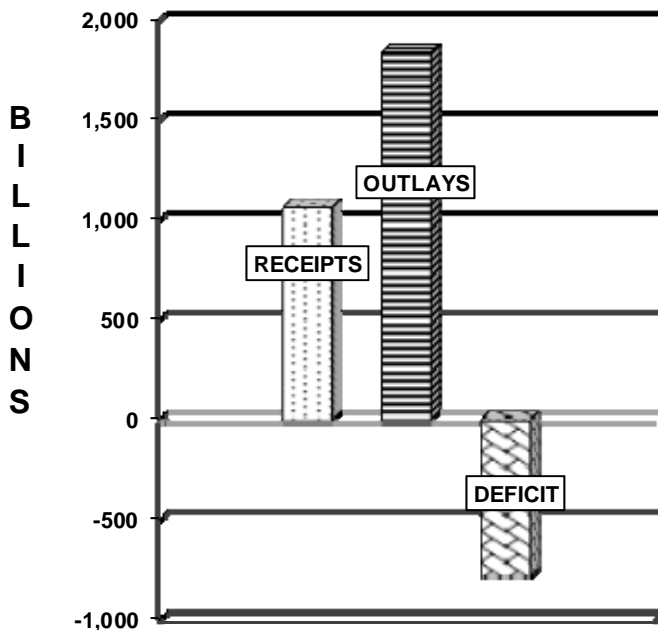
For Fiscal Year 2012 Through **March 31, 2012**, and Other Periods

## Highlight

The detailed line items in this month's publication have been aligned to the *Fiscal Year 2013 Budget*, released by the Office of Management and Budget on February 13, 2012.

Military active duty pay, Veterans' benefits, Supplemental Security Income payments, Military Retirement and Medicare payments to Health Maintenance Organizations for April 1, 2012 were accelerated to March 30, 2012.

### RECEIPTS, OUTLAYS, AND SURPLUS/DEFICIT THROUGH MARCH 2012



### Contents

- Summary, page 2
- Receipts, page 6
- Outlays, page 7
- Means of financing, page 20
- Receipts/outlays by month, page 32
- Federal trust funds/securities, page 34
- Receipts by source/outlays by function, page 34
- Explanatory notes, page 35

Compiled and Published by

Department of the Treasury  
**Financial Management Service**



## Introduction

The *Monthly Treasury Statement of Receipts and Outlays of the United States Government (MTS)* is prepared by the Financial Management Service, Department of the Treasury, and after approval by the Fiscal Assistant Secretary of the Treasury; is normally released on the 8th workday of the month following the reporting month. The publication is based on data provided by Federal entities, disbursing officers, and Federal Reserve banks.

### AUDIENCE

The *MTS* is published to meet the needs of those responsible for or interested in the cash position of the Treasury, those who are responsible or interested in the Government's budget results; and individuals and businesses whose operations depend upon or are related to the Government's financial operations.

### DISCLOSURE STATEMENT

This statement summarizes the financial activities of the Federal Government and off-budget Federal entities conducted in accordance with the Budget of the U.S. Government, i.e., receipts and outlays of funds, the surplus or deficit, and the means of financing the deficit or disposing of the surplus. Information is presented on a modified cash basis; receipts are accounted for on the basis of collections; refunds of receipts are treated as deductions from gross receipts; revolving and

management fund receipts, reimbursements and refunds of monies previously expended are treated as deductions from gross outlays; and interest on the public debt (public issues) is recognized on the accrual basis. Major information sources include accounting data reported by Federal entities, disbursing officers, and Federal Reserve banks.

### TRIAD OF PUBLICATIONS

The *MTS* is part of a triad of Treasury financial reports. The *Daily Treasury Statement* is published each working day of the Federal Government. It provides data on the cash and debt operations of the Treasury based upon reporting of the Treasury account balances by Federal Reserve banks. The *MTS* is a report of Government receipts and outlays, based on agency reporting. The *Combined Statement of Receipts, Outlays, and Balances of the United States Government* is the official publication of the detailed receipts and outlays of the Government. It is published annually in accordance with legislative mandates given to the Secretary of the Treasury.

### DATA SOURCES AND INFORMATION

The Explanatory Notes section of this publication provides information concerning the flow of data into the *MTS* and sources of information relevant to the *MTS*.

**Table 1. Summary of Receipts, Outlays, and the Deficit/Surplus of the U.S. Government, Fiscal Years 2011 and 2012, by Month**

Period	[\$ millions]		
	Receipts	Outlays	Deficit/Surplus (-)
<b>FY 2011</b>			
October.....	145,951	286,384	140,432
November.....	148,970	299,364	150,394
December.....	236,875	315,009	78,134
January.....	226,550	276,346	49,796
February.....	110,656	333,163	222,507
March.....	150,894	339,048	188,154
April.....	289,543	329,929	40,387
May.....	174,936	232,577	57,641
June.....	249,658	292,738	43,080
July.....	159,063	288,439	129,376
August.....	169,246	303,388	134,143
September.....	240,153	302,903	62,750
Year-to-Date.....	<b>2,302,495</b>	<b>3,599,290</b>	<b>1,296,795</b>
<b>FY 2012</b>			
October.....	163,072	261,539	98,466
November.....	152,402	289,704	137,302
December.....	239,963	325,930	85,967
January.....	234,319	261,731	27,412
February.....	103,413	335,096	231,683
March.....	171,215	369,373	198,158
Year-to-Date.....	<b>1,064,384</b>	<b>1,843,372</b>	<b>778,988</b>

<sup>1</sup>Outlays have decreased by \$8 million to reflect additional reporting by Executive Office of the President for the month of September 2011.

<sup>2</sup>The receipt, outlay and deficit figures differ from the *FY 2013 Budget*, released by the Office of Management and Budget on February 13, 2012. The deficit figure differs by -\$2,800 million, due mainly to revisions in the data following the release of the *Final Monthly Treasury Statement*.

Note: Details may not add to totals due to rounding.

**Table 2. Summary of Budget and Off-Budget Results and Financing of the U.S. Government, March 2012 and Other Periods**

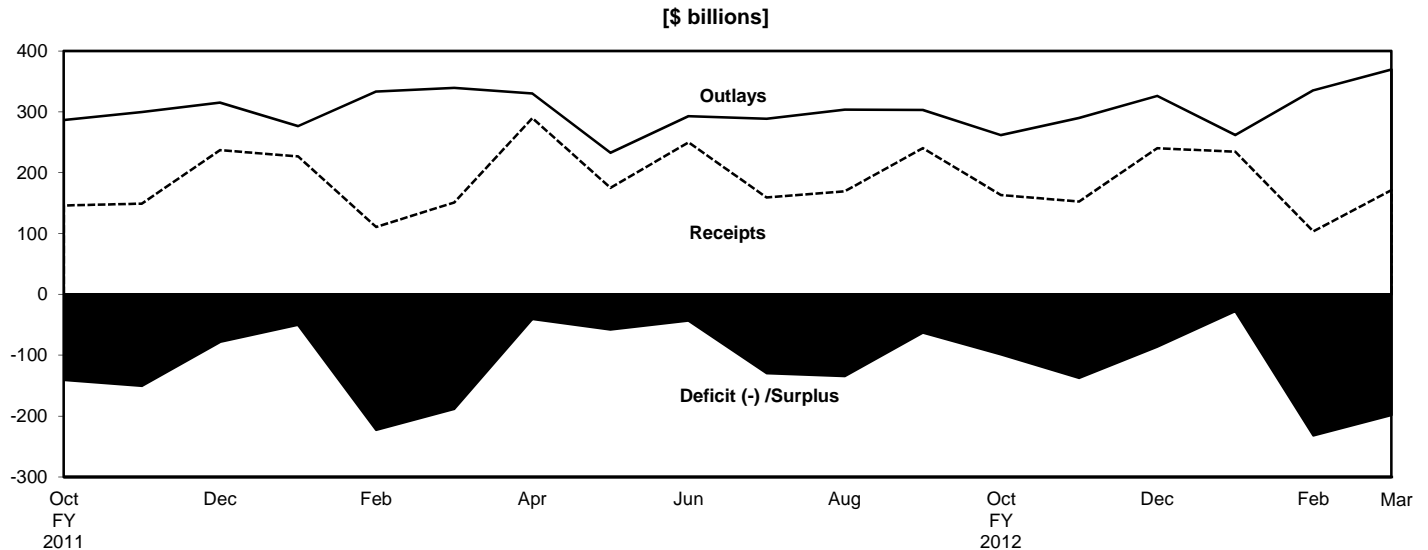
[\$ millions]					
Classification	This Month	Current Fiscal Year to Date	Budget Estimates Full Fiscal Year <sup>1</sup>	Prior Fiscal Year to Date (2011)	Budget Estimates Next Fiscal Year (2013) <sup>1</sup>
<b>Total On-Budget and Off-Budget Results:</b>					
Total Receipts.....	171,215	1,064,384	2,468,599	1,019,896	2,901,956
On-Budget Receipts.....	119,308	792,160	1,896,459	740,923	2,224,545
Off-Budget Receipts.....	51,906	272,225	572,140	278,974	677,411
Total Outlays.....	369,373	1,843,372	3,795,547	1,849,315	3,803,364
On-Budget Outlays.....	315,495	1,596,138	3,290,381	1,591,149	3,169,287
Off-Budget Outlays.....	53,878	247,234	505,166	258,165	634,077
Total Surplus (+) or Deficit (-).....	-198,158	-778,988	-1,326,948	-829,418	-901,408
On-Budget Surplus (+) or Deficit (-).....	-196,186	-803,978	-1,393,922	-850,226	-944,742
Off-Budget Surplus (+) or Deficit (-).....	-1,971	+24,990	+66,974	+20,808	+43,334
Total On-Budget and Off-Budget Financing.....	198,158	778,988	1,326,948	829,418	901,408
<b>Means of Financing:</b>					
Borrowing from the Public.....	123,237	724,278	1,449,877	628,096	1,058,618
Reduction of Operating Cash, Increase (-).....	19,062	14,609	-1,910	191,778	.....
By Other Means.....	55,858	40,101	-121,018	9,544	-157,210

<sup>1</sup>These estimates are based on the *FY 2013 Budget*, released by the Office of Management and Budget on February 13, 2012.

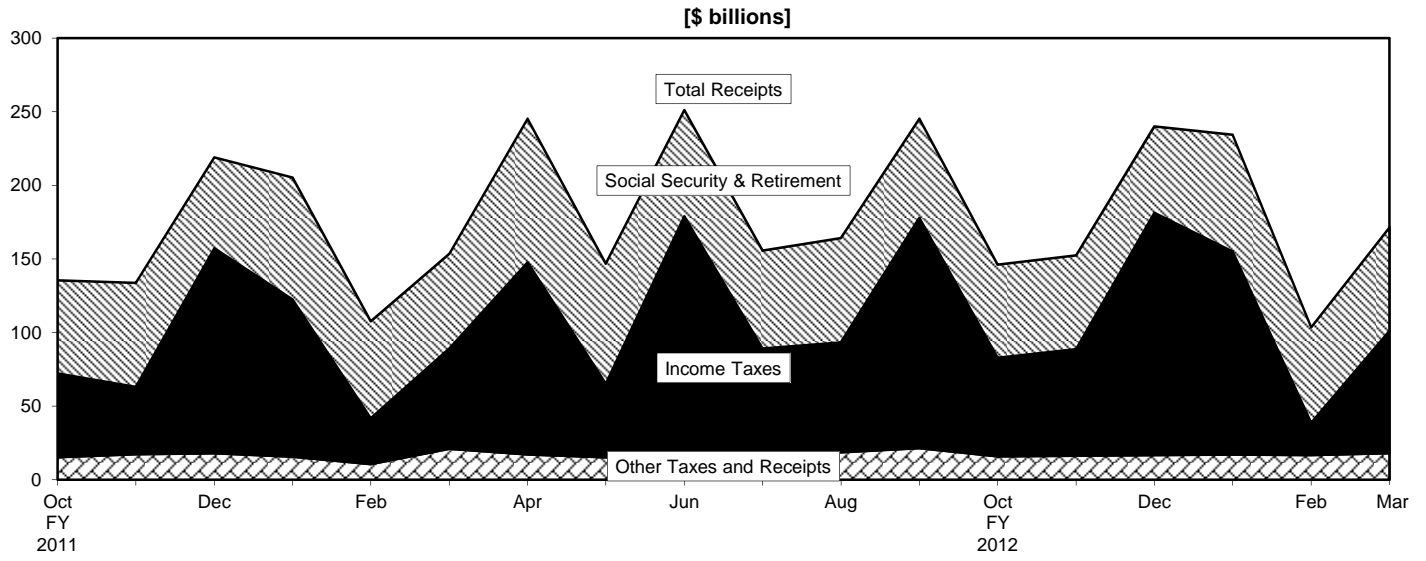
... No Transactions

Note: Details may not add to totals due to rounding.

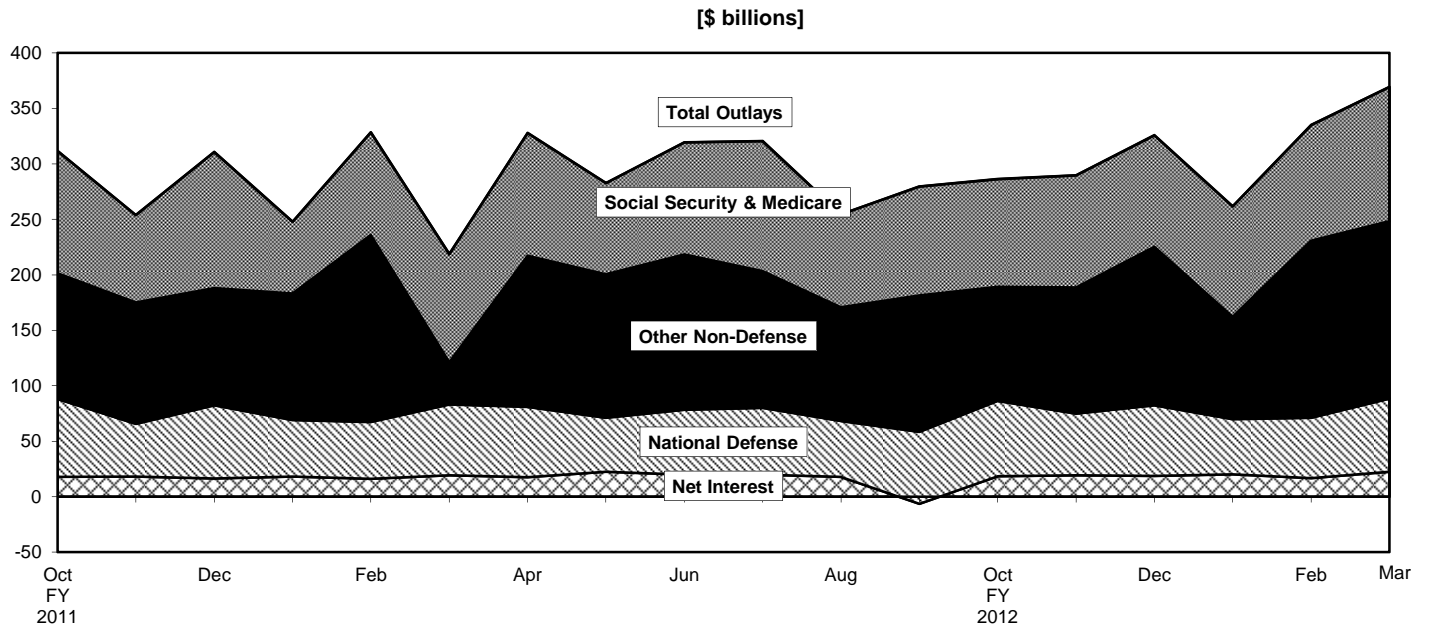
**Figure 1. Monthly Receipts, Outlays, and Budget Deficit/Surplus of the U.S. Government, Fiscal Years 2011 and 2012**



**Figure 2. Monthly Receipts of the U.S. Government, by Source, Fiscal Years 2011 and 2012**



**Figure 3. Monthly Outlays of the U.S. Government, by Function, Fiscal Years 2011 and 2012**



**Table 3. Summary of Receipts and Outlays of the U.S. Government, March 2012 and Other Periods**

Classification	[\$ millions]			
	This Month	Current Fiscal Year to Date	Comparable Prior Period Year to Date	Budget Estimates Full Fiscal Year <sup>1</sup>
<b>Budget Receipts</b>				
Individual Income Taxes .....	58,890	484,143	475,598	1,164,650
Corporation Income Taxes.....	23,970	84,537	55,081	236,801
Social Insurance and Retirement Receipts:				
Employment and General Retirement (Off-Budget) .....	51,906	272,225	278,974	572,140
Employment and General Retirement (On-Budget) .....	17,355	100,133	92,414	207,034
Unemployment Insurance .....	636	20,062	16,053	57,138
Other Retirement .....	346	1,884	2,016	4,338
Excise Taxes .....	6,303	34,779	33,032	79,415
Estate and Gift Taxes .....	941	6,157	175	11,377
Customs Duties .....	2,270	14,564	14,119	30,817
Miscellaneous Receipts .....	8,597	45,901	52,434	104,889
<b>Total Receipts .....</b>	<b>171,215</b>	<b>1,064,384</b>	<b>1,019,896</b>	<b>2,468,599</b>
(On-Budget).....	119,308	792,160	740,923	1,896,459
(Off-Budget).....	51,906	272,225	278,974	572,140
<b>Budget Outlays</b>				
Legislative Branch .....	378	2,303	2,366	5,253
Judicial Branch .....	743	3,579	3,460	7,581
Department of Agriculture.....	10,551	77,810	75,330	150,680
Department of Commerce.....	938	5,509	5,223	11,326
Department of Defense-Military Programs.....	63,656	335,440	342,537	688,254
Department of Education .....	7,279	34,895	53,872	98,467
Department of Energy.....	2,367	16,688	17,208	38,998
Department of Health and Human Services.....	89,610	418,989	438,034	871,836
Department of Homeland Security.....	4,244	25,211	22,081	60,443
Department of Housing and Urban Development .....	3,698	23,381	24,862	56,788
Department of the Interior.....	1,017	6,197	6,411	11,241
Department of Justice.....	2,267	15,306	15,405	34,556
Department of Labor.....	9,151	56,182	72,108	127,157
Department of State.....	1,774	12,560	12,304	29,937
Department of Transportation.....	5,346	35,888	36,280	84,135
Department of the Treasury:				
Interest on Treasury Debt Securities (Gross).....	24,683	210,798	215,582	450,335
Other .....	32,860	110,400	104,027	129,283
Department of Veterans Affairs.....	18,120	64,589	60,738	129,186
Corps of Engineers.....	682	4,121	5,452	9,184
Other Defense Civil Programs .....	8,706	28,508	26,562	51,991
Environmental Protection Agency.....	894	4,995	5,886	9,352
Executive Office of the President.....	38	2190	263	414
General Services Administration.....	160	672	874	1,083
International Assistance Program .....	1,002	11,477	7,913	25,554
National Aeronautics and Space Administration .....	1,350	8,026	8,700	17,637
National Science Foundation.....	574	3,367	3,260	8,281
Office of Personnel Management .....	6,474	38,922	37,225	87,462
Small Business Administration.....	1,888	2,382	5,502	3,157
Social Security Administration .....	73,332	403,439	384,204	827,061
Other Independent Agencies .....	2,685	21,040	-1,794	48,079
Allowances .....	.....	.....	.....	125
Undistributed Offsetting Receipts:				
Interest.....	-1,214	-86,467	-92,134	-180,392
Other .....	-5,879	-53,026	-50,424	-98,897
<b>Total Outlays .....</b>	<b>369,373</b>	<b>1,843,372</b>	<b>1,849,315</b>	<b>3,795,547</b>
(On-Budget).....	315,495	1,596,138	1,591,149	3,290,381
(Off-Budget).....	53,878	247,234	258,165	505,166
<b>Surplus (+) or Deficit (-).....</b>	<b>-198,158</b>	<b>-778,988</b>	<b>-829,418</b>	<b>-1,326,948</b>
(On-Budget).....	-196,186	-803,978	-850,226	-1,393,922
(Off-Budget).....	-1,971	+24,990	+20,808	+66,974

<sup>1</sup>These estimates are based on the *FY 2013 Budget*, released by the Office of Management and Budget on February 13, 2012.  
<sup>2</sup>Outlays have decreased by \$8 million to reflect additional reporting by Executive Office of the President for the month of September 2011.

... No Transactions  
 Note: Details may not add to totals due to rounding.

**Table 4. Receipts of the U.S. Government, March 2012 and Other Periods**

Classification	[\$ millions]								
	This Month			Current Fiscal Year to Date			Prior Fiscal Year to Date		
	Gross Receipts	Refunds (Deduct)	Receipts	Gross Receipts	Refunds (Deduct)	Receipts	Gross Receipts	Refunds (Deduct)	Receipts
<b>Individual Income Taxes:</b>									
Withheld.....	196,983			542,607			528,147		
Presidential Election Campaign Fund.....	7			17			18		
Other.....	110,164			95,962			89,520		
<b>Total--Individual Income Taxes.....</b>	<b>107,154</b>	<b>48,264</b>	<b>58,890</b>	<b>638,586</b>	<b>154,443</b>	<b>484,143</b>	<b>617,685</b>	<b>142,087</b>	<b>475,598</b>
<b>Corporation Income Taxes.....</b>	<b>29,394</b>	<b>5,424</b>	<b>23,970</b>	<b>109,925</b>	<b>25,388</b>	<b>84,537</b>	<b>98,927</b>	<b>43,846</b>	<b>55,081</b>
<b>Social Insurance and Retirement Receipts:</b>									
<b>Employment and General Retirement:</b>									
<b>Federal Old-Age and Survivors Ins. Trust Fund:</b>									
Federal Insurance Contributions Act Taxes.....	141,384		41,384	230,127		230,127	244,690		244,690
Self-Employment Contributions Act Taxes.....	1745		745	6,020		6,020	6,551		6,551
Adjustments Attributable to Prior Years.....	12,205		2,205	-3,485		-3,485	-12,732		-12,732
<b>Total--FOASI Trust Fund.....</b>	<b>44,334</b>		<b>44,334</b>	<b>232,662</b>		<b>232,662</b>	<b>238,509</b>		<b>238,509</b>
<b>Federal Disability Insurance Trust Fund:</b>									
Federal Insurance Contributions Act Taxes.....	17,032		7,032	39,091		39,091	41,512		41,512
Self-Employment Contributions Act Taxes.....	1126		126	1,022		1,022	1,112		1,112
Adjustments Attributable to Prior Years.....	1414		414	-551		-551	-2,160		-2,160
<b>Total--FDI Trust Fund.....</b>	<b>7,572</b>		<b>7,572</b>	<b>39,562</b>		<b>39,562</b>	<b>40,464</b>		<b>40,464</b>
<b>Federal Hospital Insurance Trust Fund:</b>									
Federal Insurance Contributions Act Taxes.....	115,563		15,563	94,586		94,586	90,229		90,229
Self-Employment Contributions Act Taxes.....	1412		412	3,236		3,236	2,904		2,904
Adjustments Attributable to Prior Years.....	1,014		1,014	13		13	-3,133		-3,133
<b>Total--FHI Trust Fund.....</b>	<b>16,989</b>		<b>16,989</b>	<b>97,835</b>		<b>97,835</b>	<b>90,000</b>		<b>90,000</b>
<b>Railroad Retirement :</b>									
Rail Pension and Supplemental Annuity.....	197	(**)	197	1,190	1	1,189	1,199	(**)	1,199
Social Security Equivalent Account.....	169	(**)	169	1,109	1	1,109	1,215	(**)	1,214
<b>Total--Employment and General Retirement.....</b>	<b>69,262</b>	<b>(**)</b>	<b>69,262</b>	<b>372,359</b>	<b>1</b>	<b>372,358</b>	<b>371,388</b>	<b>(**)</b>	<b>371,388</b>
<b>Unemployment Insurance:</b>									
Deposits by States.....	563		563	16,764		16,764	13,955		13,955
Federal Unemployment Tax Act Taxes.....	82	9	72	3,200	20	3,179	2,063	22	2,042
Railroad Unemployment Taxes.....	(**)		(**)	119		119	56		56
<b>Total--Unemployment Insurance.....</b>	<b>645</b>	<b>9</b>	<b>636</b>	<b>20,082</b>	<b>20</b>	<b>20,062</b>	<b>16,075</b>	<b>22</b>	<b>16,053</b>
<b>Other Retirement:</b>									
Federal Employees Retirement - Employee Share.....	343		343	1,870		1,870	2,001		2,001
Non-Federal Employees Retirement.....	3		3	14		14	15		15
<b>Total--Other Retirement.....</b>	<b>346</b>		<b>346</b>	<b>1,884</b>		<b>1,884</b>	<b>2,016</b>		<b>2,016</b>
<b>Total--Social Insurance and Retirement Receipts.....</b>	<b>70,253</b>	<b>9</b>	<b>70,243</b>	<b>394,325</b>	<b>21</b>	<b>394,303</b>	<b>389,479</b>	<b>22</b>	<b>389,457</b>
<b>Excise Taxes:</b>									
Miscellaneous Excise Taxes.....	2,260	184	2,076	12,273	2,245	10,028	12,279	1,279	11,000
Airport and Airway Trust Fund.....	1,033		1,033	5,587	8	5,579	5,001	7	4,994
Highway Trust Fund.....	3,136		3,136	18,869		18,869	16,753		16,753
Black Lung Disability Trust Fund.....	59		59	303		303	284		284
<b>Total--Excise Taxes.....</b>	<b>6,487</b>	<b>184</b>	<b>6,303</b>	<b>37,032</b>	<b>2,253</b>	<b>34,779</b>	<b>34,317</b>	<b>1,286</b>	<b>33,032</b>
<b>Estate and Gift Taxes.....</b>	<b>979</b>	<b>37</b>	<b>941</b>	<b>6,346</b>	<b>188</b>	<b>6,157</b>	<b>1,658</b>	<b>1,483</b>	<b>175</b>
<b>Customs Duties.....</b>	<b>2,379</b>	<b>109</b>	<b>2,270</b>	<b>15,706</b>	<b>1,142</b>	<b>14,564</b>	<b>14,694</b>	<b>574</b>	<b>14,119</b>
<b>Miscellaneous Receipts:</b>									
Deposits of Earnings by Federal Reserve Banks.....	7,106		7,106	36,180		36,180	42,081		42,081
Universal Service Fund.....	902		902	4,881		4,881	4,358		4,358
All Other.....	592	4	589	4,853	13	4,840	6,016	20	5,996
<b>Total -- Miscellaneous Receipts.....</b>	<b>8,601</b>	<b>4</b>	<b>8,597</b>	<b>45,915</b>	<b>13</b>	<b>45,901</b>	<b>52,454</b>	<b>20</b>	<b>52,434</b>
<b>Total -- Receipts.....</b>	<b>225,246</b>	<b>54,031</b>	<b>171,215</b>	<b>1,247,834</b>	<b>183,449</b>	<b>1,064,384</b>	<b>1,209,214</b>	<b>189,317</b>	<b>1,019,896</b>
<b>Total -- On-Budget.....</b>	<b>173,340</b>	<b>54,031</b>	<b>119,308</b>	<b>975,609</b>	<b>183,449</b>	<b>792,160</b>	<b>930,240</b>	<b>189,317</b>	<b>740,923</b>
<b>Total -- Off-Budget.....</b>	<b>51,906</b>		<b>51,906</b>	<b>272,225</b>		<b>272,225</b>	<b>278,974</b>		<b>278,974</b>

<sup>1</sup>In accordance with the Social Security Act as amended: "Individual income taxes, Withheld" have been decreased and "Federal Insurance Contribution Act Taxes" correspondingly increased by \$3,104 million to correct estimates for the quarter ending March 2011. "Individual income taxes, Other" have been decreased and "Self-Employment Contribution Act Taxes" correspondingly increased by \$529 million to correct estimates for calendar year 2009 and prior.

... No Transactions

(\*\*) Less than \$500,000

Note: Details may not add to totals due to rounding.

**Table 5. Outlays of the U.S. Government, March 2012 and Other Periods**

Classification	[\$ millions]								
	This Month			Current Fiscal Year to Date			Prior Fiscal Year to Date		
	Gross Outlays	Applicable Receipts	Outlays	Gross Outlays	Applicable Receipts	Outlays	Gross Outlays	Applicable Receipts	Outlays
<b>Legislative Branch:</b>									
Senate .....	77	(**)	77	456	2	454	456	1	455
House of Representatives.....	107	(**)	107	712	1	711	702	1	701
Joint Items .....	1	.....	1	9	.....	9	9	.....	9
Capitol Police.....	26	.....	26	165	.....	165	202	.....	202
Congressional Budget Office.....	3	.....	3	23	.....	23	23	.....	23
Architect of the Capitol.....	51	(**)	50	280	2	279	256	2	255
Library of Congress .....	55	1	55	339	3	336	324	4	320
Government Printing Office.....	3	.....	3	28	.....	28	74	.....	74
Government Accountability Office.....	45	.....	45	264	.....	264	280	.....	280
United States Tax Court.....	5	.....	5	25	.....	25	24	.....	24
Other Legislative Branch Agencies.....	7	.....	7	30	.....	30	42	.....	42
Proprietary Receipts from the Public.....	.....	(**)	(**)	.....	9	-9	.....	11	-11
Intrabudgetary Transaction .....	(**)	.....	(**)	-11	.....	-11	-6	.....	-6
<b>Total--Legislative Branch.....</b>	<b>380</b>	<b>2</b>	<b>378</b>	<b>2,320</b>	<b>17</b>	<b>2,303</b>	<b>2,385</b>	<b>19</b>	<b>2,366</b>
<b>Judicial Branch:</b>									
Supreme Court of the United States .....	8	.....	8	43	.....	43	45	.....	45
Courts of Appeals, District Courts, and Other									
Judicial Services.....	710	.....	710	3,826	.....	3,826	3,391	.....	3,391
Other .....	30	.....	30	212	.....	212	105	.....	105
Proprietary Receipts from the Public.....	.....	2	-2	.....	64	-64	.....	57	-57
Intrabudgetary Transactions .....	-3	.....	-3	-437	.....	-437	-25	.....	-25
<b>Total--Judicial Branch.....</b>	<b>745</b>	<b>2</b>	<b>743</b>	<b>3,643</b>	<b>64</b>	<b>3,579</b>	<b>3,517</b>	<b>57</b>	<b>3,460</b>
<b>Department of Agriculture:</b>									
Agricultural Research Service.....	90	.....	90	581	.....	581	621	.....	621
National Institute of Food and Agriculture:									
Research and Education Activities.....	37	.....	37	318	.....	318	294	.....	294
Extension Activities.....	32	.....	32	220	.....	220	200	.....	200
Other .....	7	.....	7	45	.....	45	44	.....	44
Animal and Plant Health Inspection Service .....	93	.....	93	545	.....	545	571	.....	571
Food Safety and Inspection Service .....	77	.....	77	475	.....	475	492	.....	492
Agricultural Marketing Service .....	62	.....	62	499	.....	499	741	.....	741
Risk Management Agency:									
Administrative and Operating Expenses.....	5	.....	5	38	.....	38	39	.....	39
Federal Crop Insurance Corporation Fund.....	357	19	338	6,608	2,949	3,659	4,664	1,973	2,691
Farm Service Agency:									
Salaries and Expenses.....	104	.....	104	643	.....	643	808	.....	808
USDA Supplemental Assistance.....	(**)	.....	(**)	(**)	.....	(**)	20	.....	20
Agricultural Disaster Relief Fund.....	99	.....	99	452	.....	452	725	.....	725
Commodity Credit Corporation .....	587	1,070	-483	14,797	6,459	8,338	17,658	7,299	10,359
Tobacco Trust Fund.....	218	.....	218	460	.....	460	469	.....	469
Agricultural Credit Insurance Fund.....	43	19	24	166	130	36	74	156	-82
Other .....	11	.....	11	28	.....	28	26	.....	26
<b>Total--Farm Service Agency.....</b>	<b>1,061</b>	<b>1,088</b>	<b>-27</b>	<b>16,547</b>	<b>6,589</b>	<b>9,958</b>	<b>19,779</b>	<b>7,455</b>	<b>12,324</b>
Natural Resources Conservation Service:									
Conservation Operations .....	66	.....	66	458	.....	458	403	.....	403
Farm Security and Rural Investment Programs .....	180	.....	180	1,665	.....	1,665	1,506	.....	1,506
Other .....	16	.....	16	101	.....	101	195	.....	195
Rural Development.....	11	.....	11	-125	.....	-125	141	.....	141
Rural Housing Service:									
Rural Housing Insurance Fund .....	19	49	-30	492	316	176	255	365	-110
Rental Assistance Program .....	93	.....	93	554	.....	554	538	.....	538
Other .....	2	.....	2	96	.....	96	129	.....	129
Rural Utilities Service:									
Rural Electrification and Telecommunications Fund .....	37	308	-272	127	1,153	-1,027	197	1,233	-1,036
Other .....	123	2	120	790	115	675	473	111	362
Foreign Agricultural Service.....	155	.....	155	1,129	.....	1,129	661	.....	661
Food and Nutrition Service:									
Supplemental Nutrition Assistance Program.....	6,720	.....	6,720	40,271	.....	40,271	38,056	.....	38,056
Child Nutrition Programs.....	1,789	.....	1,789	10,896	.....	10,896	9,623	.....	9,623
Special Supplemental Nutrition Program for									
Women, Infants, and Children (WIC) .....	570	.....	570	3,519	.....	3,519	3,379	.....	3,379
Other .....	23	.....	23	267	.....	267	270	.....	270
<b>Total--Food and Nutrition Service.....</b>	<b>9,103</b>	<b>.....</b>	<b>9,103</b>	<b>54,954</b>	<b>.....</b>	<b>54,954</b>	<b>51,328</b>	<b>.....</b>	<b>51,328</b>
Forest Service:									
National Forest System.....	118	.....	118	732	.....	732	765	.....	765
Capital Improvement and Maintenance .....	31	.....	31	297	.....	297	459	.....	459
Wildland Fire Management.....	109	.....	109	861	.....	861	915	.....	915
Forest Service Permanent Appropriations .....	35	.....	35	411	.....	411	484	.....	484
Other .....	61	.....	61	395	.....	395	413	.....	413
<b>Total--Forest Service.....</b>	<b>355</b>	<b>.....</b>	<b>355</b>	<b>2,696</b>	<b>.....</b>	<b>2,696</b>	<b>3,036</b>	<b>.....</b>	<b>3,036</b>
Other .....	122	3	119	472	21	451	594	28	566
Proprietary Receipts from the Public.....	.....	75	-75	.....	430	-430	.....	402	-402
Intrabudgetary Transactions .....	-8	.....	-8	99	.....	99	-5	.....	-5
<b>Total--Department of Agriculture.....</b>	<b>12,096</b>	<b>1,544</b>	<b>10,551</b>	<b>89,384</b>	<b>11,574</b>	<b>77,810</b>	<b>86,896</b>	<b>11,566</b>	<b>75,330</b>

**Table 5. Outlays of the U.S. Government, March 2012 and Other Periods—Continued**

Classification	[\$ millions]								
	This Month			Current Fiscal Year to Date			Prior Fiscal Year to Date		
	Gross Outlays	Applicable Receipts	Outlays	Gross Outlays	Applicable Receipts	Outlays	Gross Outlays	Applicable Receipts	Outlays
<b>Department of Commerce:</b>									
Economic Development Administration .....	45	(**)	45	218	(**)	218	238	5	233
Bureau of the Census .....	91	.....	91	610	.....	610	882	.....	882
International Trade Administration .....	27	.....	27	236	.....	236	222	.....	222
National Oceanic and Atmospheric Administration .....	514	-13	527	2,745	67	2,678	2,596	12	2,584
National Institute of Standards and Technology.....	95	.....	95	567	.....	567	521	.....	521
National Telecommunication and Information Administration.....	147	.....	147	987	.....	987	605	.....	605
Other .....	21	5	16	251	29	222	196	22	174
Proprietary Receipts from the Public.....	.....	6	-6	.....	-1	1	.....	-11	11
Intrabudgetary Transactions .....	-2	.....	-2	-10	.....	-10	-8	.....	-8
<b>Total--Department of Commerce .....</b>	<b>936</b>	<b>-2</b>	<b>938</b>	<b>5,604</b>	<b>95</b>	<b>5,509</b>	<b>5,252</b>	<b>28</b>	<b>5,223</b>
<b>Department of Defense--Military Programs:</b>									
<b>Military Personnel:</b>									
Department of the Army.....	7,623	.....	7,623	36,268	.....	36,268	36,745	.....	36,745
Department of the Navy.....	4,868	.....	4,868	25,163	.....	25,163	24,706	.....	24,706
Department of the Air Force.....	3,737	.....	3,737	18,952	.....	18,952	18,943	.....	18,943
Defense Agencies.....	.....	.....	.....	5,376	.....	5,376	4,950	.....	4,950
<b>Total--Military Personnel .....</b>	<b>16,228</b>	<b>.....</b>	<b>16,228</b>	<b>85,760</b>	<b>.....</b>	<b>85,760</b>	<b>85,344</b>	<b>.....</b>	<b>85,344</b>
<b>Operation and Maintenance:</b>									
Department of the Army.....	8,586	.....	8,586	47,662	.....	47,662	51,892	.....	51,892
Department of the Navy.....	5,298	.....	5,298	28,590	.....	28,590	26,807	.....	26,807
Department of the Air Force.....	5,219	.....	5,219	28,807	.....	28,807	28,017	.....	28,017
Defense Agencies.....	6,686	.....	6,686	33,769	.....	33,769	32,773	.....	32,773
<b>Total--Operation and Maintenance .....</b>	<b>25,789</b>	<b>.....</b>	<b>25,789</b>	<b>138,828</b>	<b>.....</b>	<b>138,828</b>	<b>139,489</b>	<b>.....</b>	<b>139,489</b>
<b>International Reconstruction and Other Assistance:</b>									
Department of the Army.....	(**)	.....	(**)	(**)	.....	(**)	1	.....	1
<b>Procurement:</b>									
Department of the Army.....	2,873	.....	2,873	17,808	.....	17,808	20,224	.....	20,224
Department of the Navy.....	3,648	.....	3,648	21,066	.....	21,066	21,658	.....	21,658
Department of the Air Force.....	4,974	.....	4,974	22,696	.....	22,696	22,211	.....	22,211
Defense Agencies.....	742	.....	742	4,200	.....	4,200	3,768	.....	3,768
<b>Total--Procurement .....</b>	<b>12,237</b>	<b>.....</b>	<b>12,237</b>	<b>65,771</b>	<b>.....</b>	<b>65,771</b>	<b>67,860</b>	<b>.....</b>	<b>67,860</b>
<b>Research, Development, Test, and Evaluation:</b>									
Department of the Army.....	833	.....	833	4,382	.....	4,382	5,305	.....	5,305
Department of the Navy.....	1,492	.....	1,492	8,172	.....	8,172	9,186	.....	9,186
Department of the Air Force.....	3,776	.....	3,776	12,809	.....	12,809	12,410	.....	12,410
Defense Agencies.....	1,803	.....	1,803	9,302	.....	9,302	9,847	.....	9,847
<b>Total--Research, Development, Test, and Evaluation.....</b>	<b>7,904</b>	<b>.....</b>	<b>7,904</b>	<b>34,664</b>	<b>.....</b>	<b>34,664</b>	<b>36,748</b>	<b>.....</b>	<b>36,748</b>
<b>Military Construction:</b>									
Department of the Army.....	385	.....	385	2,472	.....	2,472	2,925	.....	2,925
Department of the Navy.....	258	.....	258	1,373	.....	1,373	1,296	.....	1,296
Department of the Air Force.....	118	.....	118	790	.....	790	860	.....	860
Defense Agencies.....	505	.....	505	3,203	.....	3,203	5,236	.....	5,236
<b>Total--Military Construction .....</b>	<b>1,265</b>	<b>.....</b>	<b>1,265</b>	<b>7,837</b>	<b>.....</b>	<b>7,837</b>	<b>10,317</b>	<b>.....</b>	<b>10,317</b>
<b>Family Housing:</b>									
Department of the Army.....	47	.....	47	281	.....	281	299	.....	299
Department of the Navy.....	33	.....	33	201	.....	201	238	.....	238
Department of the Air Force.....	91	.....	91	460	.....	460	514	.....	514
Defense Agencies.....	44	18	26	268	76	192	735	158	577
<b>Revolving and Management Funds:</b>									
Department of the Navy.....	127	.....	127	925	.....	925	795	.....	795
<b>Defense Agencies:</b>									
Working Capital Fund.....	199	.....	199	841	.....	841	489	.....	489
Other.....	-20	.....	-20	123	.....	123	213	.....	213
Allowances .....	1	.....	1	2	.....	2	1	.....	1
<b>Trust Funds:</b>									
Department of the Army.....	(**)	.....	(**)	2	.....	2	1	.....	1
Department of the Navy.....	2	.....	2	14	.....	14	12	.....	12
Department of the Air Force.....	(**)	.....	(**)	1	.....	1	5	(**)	5
Defense Agencies.....	29	.....	29	116	.....	116	88	.....	88
<b>Proprietary Receipts from the Public:</b>									
Department of the Army.....	.....	490	-490	.....	193	-193	.....	65	-65
Department of the Navy.....	.....	-237	237	.....	170	-170	.....	46	-46
Department of the Air Force.....	.....	36	-36	.....	-10	10	.....	-4	4
Defense Agencies.....	.....	95	-95	.....	427	-427	.....	368	-368
<b>Intrabudgetary Transactions:</b>									
Department of the Army.....	-14	.....	-14	266	.....	266	90	.....	90
Department of the Navy.....	139	.....	139	8	.....	8	2	.....	2
Department of the Air Force.....	-18	.....	-18	-34	.....	-34	-14	.....	-14
Defense Agencies.....	-27	.....	-27	-38	.....	-38	-56	.....	-56
<b>Offsetting Governmental Receipts:</b>									
Department of the Army.....	.....	.....	.....	.....	.....	.....	.....	(**)	(**)
Defense Agencies.....	.....	.....	.....	.....	(**)	(**)	.....	.....	.....
<b>Total--Department of Defense--Military Programs .....</b>	<b>64,057</b>	<b>401</b>	<b>63,656</b>	<b>336,296</b>	<b>855</b>	<b>335,440</b>	<b>343,170</b>	<b>633</b>	<b>342,537</b>



**Table 5. Outlays of the U.S. Government, March 2012 and Other Periods—Continued**

Classification	[\$ millions]								
	This Month			Current Fiscal Year to Date			Prior Fiscal Year to Date		
	Gross Outlays	Applicable Receipts	Outlays	Gross Outlays	Applicable Receipts	Outlays	Gross Outlays	Applicable Receipts	Outlays
<b>Department of Education:</b>									
Office of Elementary and Secondary Education:									
Accelerating Achievement and Ensuring Equity.....	1,865	.....	1,865	8,349	.....	8,349	9,343	.....	9,343
Impact Aid.....	72	.....	72	1,050	.....	1,050	802	.....	802
Education Improvement Programs.....	421	.....	421	2,510	.....	2,510	2,694	.....	2,694
State Fiscal Stabilization Fund, Recovery Act.....	99	.....	99	1,097	.....	1,097	6,852	.....	6,852
Other.....	338	.....	338	2,012	.....	2,012	2,382	.....	2,382
Total--Office of Elementary and Secondary Education.....	2,795	.....	2,795	15,018	.....	15,018	22,073	.....	22,073
Office of Innovation and Improvement.....	78	.....	78	418	.....	418	488	.....	488
Office of English Language Acquisition.....	92	.....	92	340	.....	340	429	.....	429
Office of Special Education and Rehabilitative Services:									
Special Education.....	1,193	.....	1,193	7,597	.....	7,597	8,785	.....	8,785
Rehabilitation Services and Disability Research.....	326	.....	326	1,768	.....	1,768	1,821	.....	1,821
Special Institutions for Persons with Disabilities.....	10	.....	10	103	.....	103	86	.....	86
Office of Vocational and Adult Education.....	160	.....	160	906	.....	906	908	.....	908
Office of Postsecondary Education:									
Higher Education.....	191	.....	191	1,142	.....	1,142	1,213	.....	1,213
Other.....	76	1	75	115	8	107	93	7	86
Total--Office of Postsecondary Education.....	267	1	266	1,257	8	1,249	1,306	7	1,298
Office of Federal Student Aid:									
Student Financial Assistance.....	2,640	.....	2,640	20,557	.....	20,557	21,359	.....	21,359
Student Aid Administration.....	103	.....	103	541	.....	541	557	.....	557
Federal Direct Student Loans.....	(**)	.....	(**)	(**)	.....	(**)	5	.....	5
Federal Family Education Loans.....	-94	.....	-94	-225	.....	-225	-162	.....	-162
Other.....	(**)	.....	(**)	17	.....	17	663	.....	663
Total--Office of Federal Student Aid.....	2,650	.....	2,650	20,890	.....	20,890	22,422	.....	22,422
Institute of Education Sciences.....	60	.....	60	336	.....	336	331	.....	331
Departmental Management.....	46	.....	46	305	.....	305	318	.....	318
Other.....	1	.....	1	6	.....	6	13	.....	13
Proprietary Receipts from the Public.....	.....	-124	124	.....	13,130	-13,130	.....	5,122	-5,122
Intrabudgetary Transactions.....	-523	.....	-523	-911	.....	-911	22	.....	22
Total--Department of Education.....	7,156	-123	7,279	48,033	13,138	34,895	59,002	5,129	53,872
<b>Department of Energy:</b>									
National Nuclear Security Administration:									
Naval Reactors.....	125	.....	125	479	.....	479	435	.....	435
Weapons Activities.....	585	.....	585	3,734	.....	3,734	3,385	.....	3,385
Defense Nuclear Nonproliferation.....	206	.....	206	1,216	.....	1,216	1,047	.....	1,047
Other.....	31	.....	31	216	.....	216	217	.....	217
Environmental and Other Defense Activities:									
Defense Environmental Cleanup.....	459	.....	459	2,978	.....	2,978	3,683	.....	3,683
Other Defense Activities.....	82	.....	82	383	.....	383	428	.....	428
Defense Nuclear Waste Disposal.....	1	.....	1	8	.....	8	16	.....	16
Other.....	(**)	.....	(**)	(**)	.....	(**)	(**)	.....	(**)
Energy Programs:									
Science.....	477	.....	477	2,746	.....	2,746	2,694	.....	2,694
Energy Supply.....	201	.....	201	1,272	.....	1,272	1,132	.....	1,132
Energy Efficiency and Renewable Energy.....	733	.....	733	3,757	.....	3,757	3,505	.....	3,505
Fossil Energy Research and Development.....	80	.....	80	560	.....	560	447	.....	447
Uranium Enrichment Decontamination and Decommissioning Fund.....	48	.....	48	258	.....	258	368	.....	368
Advanced Technology Vehicles Manufacturing Loan Program.....	179	.....	179	498	.....	498	568	.....	568
Title 17 Innovative Technology Loan Guarantee Program.....	529	.....	529	727	.....	727	124	.....	124
Other.....	104	2	102	531	29	502	569	23	546
Total--Energy Programs.....	2,351	2	2,349	10,349	29	10,320	9,408	23	9,384
Power Marketing Administration.....	321	316	5	1,772	1,736	36	1,896	1,721	176
Departmental Administration.....	-17	.....	-17	126	.....	126	179	.....	179
Proprietary Receipts from the Public.....	.....	1,362	-1,362	.....	2,122	-2,122	.....	1,045	-1,045
Intrabudgetary Transactions.....	-97	.....	-97	-687	.....	-687	-697	.....	-697
Total--Department of Energy.....	4,048	1,680	2,367	20,575	3,887	16,688	19,998	2,790	17,208

**Table 5. Outlays of the U.S. Government, March 2012 and Other Periods—Continued**

Classification	[\$ millions]								
	This Month			Current Fiscal Year to Date			Prior Fiscal Year to Date		
	Gross Outlays	Applicable Receipts	Outlays	Gross Outlays	Applicable Receipts	Outlays	Gross Outlays	Applicable Receipts	Outlays
<b>Department of Health and Human Services:</b>									
Food and Drug Administration .....	310	1	309	1,071	4	1,067	1,015	4	1,011
Health Resources and Services Administration .....	781	1	780	4,377	4	4,373	4,245	5	4,240
Indian Health Services .....	637	.....	637	3,042	.....	3,042	1,978	.....	1,978
Centers for Disease Control and Prevention .....	505	.....	505	3,383	.....	3,383	3,333	.....	3,333
National Institutes of Health .....	2,944	.....	2,944	16,059	.....	16,059	16,848	.....	16,848
Substance Abuse and Mental Health Services Administration .....	394	.....	394	1,560	.....	1,560	1,541	.....	1,541
Agency for Healthcare Research and Quality .....	-33	.....	-33	135	.....	135	-114	.....	-114
<b>Centers for Medicare and Medicaid Services:</b>									
Grants to States for Medicaid .....	22,108	.....	22,108	121,190	.....	121,190	144,990	.....	144,990
Payments to Health Care Trust Funds .....	20,919	.....	20,919	110,361	.....	110,361	112,691	.....	112,691
Children's Health Insurance Fund .....	840	.....	840	4,535	.....	4,535	4,330	.....	4,330
State Grants and Demonstrations .....	29	.....	29	249	.....	249	317	.....	317
<b>Federal Hospital Insurance Trust Fund:</b>									
Benefit Payments .....	27,849	.....	27,849	124,352	.....	124,352	121,240	.....	121,240
Administrative Expenses .....	436	.....	436	2,387	.....	2,387	1,290	.....	1,290
Total--FHI Trust Fund .....	28,285	.....	28,285	126,739	.....	126,739	122,530	.....	122,530
Health Care Fraud and Abuse Control .....	125	.....	125	760	.....	760	711	.....	711
<b>Federal Supplementary Medical Insurance Trust Fund:</b>									
Benefit Payments .....	24,638	.....	24,638	111,261	.....	111,261	107,783	.....	107,783
Administrative Expenses .....	532	.....	532	2,281	.....	2,281	1,300	.....	1,300
<b>Medicare Prescription Drugs:</b>									
Benefit Payments .....	8,704	.....	8,704	29,044	.....	29,044	29,602	.....	29,602
Administrative Expenses .....	(**)	.....	(**)	10	.....	10	104	.....	104
Total--FSMI Trust Fund .....	33,874	.....	33,874	142,595	.....	142,595	138,788	.....	138,788
Other .....	151	.....	151	2,870	.....	2,870	2,267	.....	2,267
Total--Centers for Medicare and Medicaid Services .....	106,331	.....	106,331	509,299	.....	509,299	526,625	.....	526,625
<b>Administration for Children and Families:</b>									
Temporary Assistance for Needy Families .....	1,555	.....	1,555	8,299	.....	8,299	9,004	.....	9,004
Contingency Fund .....	45	.....	45	436	.....	436	1,614	.....	1,614
Payments to States for Child Support Enforcement and Family Support Programs .....	235	.....	235	1,596	.....	1,596	1,651	.....	1,651
Low Income Home Energy Assistance .....	404	.....	404	2,371	.....	2,371	2,734	.....	2,734
Refugee and Entrant Assistance .....	75	.....	75	340	.....	340	317	.....	317
Child Care Entitlement to States .....	238	.....	238	1,283	.....	1,283	1,568	.....	1,568
Payments to States for the Child Care and Development Block Grant .....	238	.....	238	1,185	.....	1,185	1,525	.....	1,525
Social Services Block Grant .....	157	.....	157	856	.....	856	841	.....	841
Children and Families Services Programs .....	920	.....	920	5,026	.....	5,026	5,445	.....	5,445
Payments to States for Foster Care and Adoption Assistance .....	613	.....	613	3,458	.....	3,458	3,584	.....	3,584
Other .....	58	.....	58	263	.....	263	206	.....	206
Total--Administration for Children and Families .....	4,538	.....	4,538	25,115	.....	25,115	28,488	.....	28,488
Administration on Aging .....	164	.....	164	748	.....	748	784	.....	784
Departmental Management .....	334	.....	334	1,598	.....	1,598	1,159	.....	1,159
Other .....	119	.....	119	308	.....	308	368	.....	368
Proprietary Receipts from the Public .....	.....	6,434	-6,434	.....	37,477	-37,477	.....	35,345	-35,345
<b>Intrabudgetary Transactions:</b>									
<b>Payments for Health Insurance for the Aged:</b>									
Federal Supplementary Medical Insurance Trust Fund .....	-20,431	.....	-20,431	-107,137	.....	-107,137	-109,682	.....	-109,682
<b>Payments for Tax and Other Credits:</b>									
Federal Hospital Insurance Trust Fund .....	-489	.....	-489	-3,227	.....	-3,227	-3,001	.....	-3,001
Other .....	-60	.....	-60	143	.....	143	-197	.....	-197
<b>Total--Department of Health and Human Services .....</b>	<b>96,045</b>	<b>6,435</b>	<b>89,610</b>	<b>456,474</b>	<b>37,485</b>	<b>418,989</b>	<b>473,388</b>	<b>35,354</b>	<b>438,034</b>
<b>Department of Homeland Security:</b>									
Departmental Management and Operations .....	96	.....	96	551	.....	551	600	.....	600
Citizenship and Immigration Services .....	228	.....	228	1,296	.....	1,296	1,257	.....	1,257
United States Secret Service .....	148	.....	148	906	.....	906	872	.....	872
Transportation Security Administration .....	422	.....	422	2,833	.....	2,833	2,837	.....	2,837
Immigration and Customs Enforcement .....	526	.....	526	2,945	.....	2,945	2,760	.....	2,760
Customs and Border Protection .....	1,064	.....	1,064	6,115	.....	6,115	5,718	.....	5,718
United States Coast Guard .....	1,050	1	1,049	5,249	6	5,243	5,242	6	5,236
National Protection and Programs Directorate .....	149	.....	149	786	.....	786	775	.....	775
<b>Federal Emergency Management Agency:</b>									
State and Local Programs .....	257	.....	257	1,305	.....	1,305	1,045	.....	1,045
Firefighter Assistance Grants .....	46	.....	46	361	.....	361	369	.....	369
Disaster Relief .....	558	.....	558	3,590	.....	3,590	2,737	.....	2,737
National Flood Insurance Fund .....	111	177	-66	1,752	728	1,024	310	958	-647
Other .....	125	.....	125	731	.....	731	665	.....	665
Total--Federal Emergency Management Agency .....	1,098	177	920	7,738	728	7,010	5,127	958	4,169
Science and Technology .....	75	.....	75	426	.....	426	483	.....	483
Domestic Nuclear Detection Office .....	25	.....	25	180	.....	180	201	.....	201
Other .....	37	.....	37	234	.....	234	231	.....	231
Proprietary Receipts from the Public .....	.....	5	-5	.....	41	-41	.....	189	-189
Intrabudgetary Transactions .....	8	.....	8	28	.....	28	17	.....	17
Offsetting Governmental Receipts .....	.....	498	-498	.....	3,302	-3,302	.....	2,885	-2,885
<b>Total--Department of Homeland Security .....</b>	<b>4,925</b>	<b>681</b>	<b>4,244</b>	<b>29,287</b>	<b>4,076</b>	<b>25,211</b>	<b>26,119</b>	<b>4,037</b>	<b>22,081</b>

**Table 5. Outlays of the U.S. Government, March 2012 and Other Periods—Continued**

Classification	[\$ millions]								
	This Month			Current Fiscal Year to Date			Prior Fiscal Year to Date		
	Gross Outlays	Applicable Receipts	Outlays	Gross Outlays	Applicable Receipts	Outlays	Gross Outlays	Applicable Receipts	Outlays
<b>Department of Housing and Urban Development:</b>									
Public and Indian Housing Programs:									
Tenant Based Rental Assistance.....	1,466	.....	1,466	8,856	.....	8,856	9,221	.....	9,221
Housing Certificate Fund.....	66	.....	66	484	.....	484	661	.....	661
Project-Based Rental Assistance.....	782	.....	782	4,540	.....	4,540	4,238	.....	4,238
Public Housing Capital Fund.....	273	.....	273	1,444	.....	1,444	2,284	.....	2,284
Public Housing Operating Fund.....	334	.....	334	2,258	.....	2,258	2,371	.....	2,371
Revitalization of Severely Distressed Public Housing (Hope VI).....	8	.....	8	49	.....	49	83	.....	83
Native American Housing Block Grant.....	107	.....	107	367	.....	367	383	.....	383
Other.....	1	.....	1	4	.....	4	3	.....	3
<b>Total--Public and Indian Housing Programs.....</b>	<b>3,036</b>	<b>.....</b>	<b>3,036</b>	<b>18,002</b>	<b>.....</b>	<b>18,002</b>	<b>19,244</b>	<b>.....</b>	<b>19,244</b>
Community Planning and Development:									
Housing Opportunities for Persons with AIDS.....	29	.....	29	149	.....	149	174	.....	174
Community Development Fund.....	515	.....	515	3,615	.....	3,615	3,516	.....	3,516
Home Investment Partnership Program.....	166	.....	166	1,004	.....	1,004	1,783	.....	1,783
Neighborhood Stabilization Program.....	61	.....	61	354	.....	354	656	.....	656
Homeless Assistance Grants.....	170	.....	170	993	.....	993	1,177	.....	1,177
Other.....	8	(**)	8	48	(**)	48	49	(**)	49
<b>Total--Community Planning and Development.....</b>	<b>949</b>	<b>(**)</b>	<b>949</b>	<b>6,164</b>	<b>(**)</b>	<b>6,164</b>	<b>7,356</b>	<b>(**)</b>	<b>7,356</b>
Housing Programs:									
Credit Accounts:									
FHA-Mutual Mortgage Insurance Fund, Program Account.....	6	.....	6	50	.....	50	48	.....	48
FHA-Mutual Mortgage Insurance Capital Reserve Account.....	-521	.....	-521	-2,340	.....	-2,340	-3,310	.....	-3,310
FHA-Mutual Mortgage and Cooperative Housing Insurance Fund, Liquidating Account.....	3	2	1	17	11	6	25	7	18
FHA-General and Special Risk Fund, Program Account.....	(**)	.....	(**)	1	.....	1	6	.....	6
FHA-General and Special Risk Fund, Liquidating Account.....	11	33	-22	61	119	-58	52	107	-55
Housing for the Elderly or Handicapped Fund, Liquidating Account.....	(**)	50	-50	1	282	-281	1	293	-292
Home Ownership Preservation Equity Fund.....	.....	.....	.....	(**)	.....	(**)	3	.....	3
Housing for the Elderly.....	72	.....	72	430	.....	430	478	.....	478
Housing for Persons with Disabilities.....	50	.....	50	317	.....	317	388	.....	388
Other Assisted Housing Programs.....	3	.....	3	23	.....	23	23	.....	23
Other.....	20	4	17	173	21	152	123	16	107
<b>Total--Housing Programs.....</b>	<b>-354</b>	<b>89</b>	<b>-443</b>	<b>-1,267</b>	<b>433</b>	<b>-1,701</b>	<b>-2,165</b>	<b>423</b>	<b>-2,587</b>
Government National Mortgage Association:									
Guarantees of Mortgage-Backed Securities.....	8	5	4	100	22	79	98	63	35
Management and Administration.....	145	.....	145	863	.....	863	889	.....	889
Other.....	32	.....	32	139	.....	139	138	.....	138
Proprietary Receipts from the Public:									
FHA-General and Special Risk Fund.....	.....	27	-27	.....	154	-154	.....	206	-206
Other.....	.....	-1	1	.....	5	-5	.....	-1	1
Intrabudgetary Transactions.....	1	.....	1	-4	.....	-4	-6	.....	-6
Offsetting Governmental Receipts.....	.....	(**)	(**)	.....	2	-2	.....	1	-1
<b>Total--Department of Housing and Urban Development.....</b>	<b>3,816</b>	<b>119</b>	<b>3,698</b>	<b>23,997</b>	<b>616</b>	<b>23,381</b>	<b>25,554</b>	<b>692</b>	<b>24,862</b>
<b>Department of the Interior:</b>									
Land and Minerals Management:									
Bureau of Land Management:									
Management of Lands and Resources.....	69	.....	69	442	.....	442	457	.....	457
Other.....	50	35	15	307	101	206	371	89	282
Bureau of Ocean Energy Management, Regulation and Enforcement.....	5	.....	5	42	.....	42	124	.....	124
Office of Surface Mining Reclamation and Enforcement.....	32	.....	32	506	.....	506	483	.....	483
<b>Total--Land and Minerals Management.....</b>	<b>155</b>	<b>35</b>	<b>120</b>	<b>1,297</b>	<b>101</b>	<b>1,196</b>	<b>1,435</b>	<b>89</b>	<b>1,346</b>
Water and Science:									
Bureau of Reclamation:									
Water and Related Resources.....	78	.....	78	508	.....	508	587	.....	587
Other.....	45	24	21	255	169	86	290	151	138
United States Geological Survey.....	90	.....	90	561	.....	561	611	.....	611
Other.....	(**)	.....	(**)	27	.....	27	25	.....	25
<b>Total--Water and Science.....</b>	<b>214</b>	<b>24</b>	<b>190</b>	<b>1,351</b>	<b>169</b>	<b>1,182</b>	<b>1,513</b>	<b>151</b>	<b>1,361</b>
Fish and Wildlife and Parks:									
United States Fish and Wildlife Service.....	219	.....	219	1,112	.....	1,112	1,381	.....	1,381
National Park Service.....	247	.....	247	1,554	.....	1,554	1,775	.....	1,775
<b>Total--Fish and Wildlife and Parks.....</b>	<b>466</b>	<b>.....</b>	<b>466</b>	<b>2,666</b>	<b>.....</b>	<b>2,666</b>	<b>3,156</b>	<b>.....</b>	<b>3,156</b>
Bureau of Indian Affairs and Bureau of Indian Education.....									
324	(**)	324	1,428	1	1,428	1,203	(**)	1,202	
Departmental Offices:									
Mineral Leasing and Associated Payments.....	157	.....	157	1,060	.....	1,060	896	.....	896
Other.....	26	.....	26	133	.....	133	68	.....	68
Insular Affairs.....	13	.....	13	236	.....	236	187	.....	187
Office of the Special Trustee for American Indians.....									
82	.....	82	335	.....	335	288	.....	288	
Department-Wide Programs.....	23	.....	23	879	.....	879	509	.....	509
Other.....	23	.....	23	78	.....	78	68	.....	68
Proprietary Receipts from the Public.....	.....	459	-459	.....	2,921	-2,921	.....	2,587	-2,587
Intrabudgetary Transactions.....	53	.....	53	-74	.....	-74	-85	.....	-85
<b>Total--Department of the Interior.....</b>	<b>1,536</b>	<b>519</b>	<b>1,017</b>	<b>9,389</b>	<b>3,192</b>	<b>6,197</b>	<b>9,239</b>	<b>2,828</b>	<b>6,411</b>

**Table 5. Outlays of the U.S. Government, March 2012 and Other Periods—Continued**

Classification	[\$ millions]								
	This Month			Current Fiscal Year to Date			Prior Fiscal Year to Date		
	Gross Outlays	Applicable Receipts	Outlays	Gross Outlays	Applicable Receipts	Outlays	Gross Outlays	Applicable Receipts	Outlays
<b>Department of Justice:</b>									
General Administration .....	69	.....	69	1,001	.....	1,001	1,161	.....	1,161
Legal Activities and United States Marshals:									
General Legal Activities .....	66	.....	66	427	.....	427	453	.....	453
United States Attorneys .....	78	.....	78	957	.....	957	988	.....	988
United States Marshals Service .....	228	.....	228	716	.....	716	683	.....	683
Assets Forfeiture Fund .....	102	.....	102	598	.....	598	817	.....	817
Other .....	43	.....	43	264	.....	264	262	.....	262
Federal Bureau of Investigation .....	594	.....	594	3,967	.....	3,967	3,912	.....	3,912
Drug Enforcement Administration .....	196	.....	196	1,101	.....	1,101	1,130	.....	1,130
Bureau of Alcohol, Tobacco, Firearms, and Explosives .....	78	.....	78	554	.....	554	531	.....	531
Federal Prison System .....	604	28	576	3,542	179	3,364	3,459	172	3,287
Office of Justice Programs:									
State and Local Law Enforcement Assistance .....	111	.....	111	958	.....	958	1,036	.....	1,036
Community Oriented Policing Services .....	33	.....	33	280	.....	280	300	.....	300
Crime Victims Fund .....	65	.....	65	316	.....	316	331	.....	331
Other .....	46	.....	46	575	.....	575	633	.....	633
Other .....	88	.....	88	446	.....	446	387	.....	387
Proprietary Receipts from the Public .....	.....	10	-10	.....	169	-169	.....	129	-129
Intrabudgetary Transactions .....	-60	.....	-60	188	.....	188	-132	.....	-132
Offsetting Governmental Receipts .....	.....	35	-35	.....	236	-236	.....	245	-245
<b>Total--Department of Justice .....</b>	<b>2,340</b>	<b>73</b>	<b>2,267</b>	<b>15,890</b>	<b>584</b>	<b>15,306</b>	<b>15,950</b>	<b>546</b>	<b>15,405</b>
<b>Department of Labor:</b>									
Employment and Training Administration:									
Training and Employment Services .....	339	.....	339	1,846	.....	1,846	2,234	.....	2,234
Office of Job Corps .....	149	.....	149	859	.....	859	782	.....	782
Community Service Employment for Older Americans .....	42	.....	42	243	.....	243	387	.....	387
Federal Unemployment Benefits and Allowances .....	57	.....	57	332	.....	332	399	.....	399
Federal Additional Unemployment Compensation Program-Recovery Act .....	-2	.....	-2	-3	.....	-3	1,662	.....	1,662
State Unemployment Insurance and Employment Service Operations .....	-29	.....	-29	70	.....	70	258	.....	258
Payments to the Unemployment Trust Fund .....	28,757	.....	28,757	48,282	.....	48,282	53,306	.....	53,306
Advances to the Unemployment Trust Fund and Other Funds .....	.....	.....	.....	140	.....	140	240	.....	240
Program Administration .....	18	.....	18	58	.....	58	63	.....	63
Unemployment Trust Fund:									
Federal-State Unemployment Insurance:									
State Unemployment Benefits .....	8,280	.....	8,280	49,947	.....	49,947	62,598	.....	62,598
State Administrative Expenses .....	417	.....	417	2,189	.....	2,189	2,629	.....	2,629
Federal Administrative Expenses .....	89	.....	89	231	.....	231	219	.....	219
Other .....	(**)	.....	(**)	28	.....	28	1	.....	1
<b>Total--Unemployment Trust Fund .....</b>	<b>8,787</b>	<b>.....</b>	<b>8,787</b>	<b>52,395</b>	<b>.....</b>	<b>52,395</b>	<b>65,447</b>	<b>.....</b>	<b>65,447</b>
Other .....	88	.....	88	90	.....	90	9	.....	9
<b>Total--Employment and Training Administration .....</b>	<b>38,206</b>	<b>.....</b>	<b>38,206</b>	<b>104,312</b>	<b>.....</b>	<b>104,312</b>	<b>124,787</b>	<b>.....</b>	<b>124,787</b>

**Table 5. Outlays of the U.S. Government, March 2012 and Other Periods—Continued**

Classification	[\$ millions]								
	This Month			Current Fiscal Year to Date			Prior Fiscal Year to Date		
	Gross Outlays	Applicable Receipts	Outlays	Gross Outlays	Applicable Receipts	Outlays	Gross Outlays	Applicable Receipts	Outlays
<b>Department of Labor:—Continued</b>									
Pension Benefit Guaranty Corporation .....	490	194	296	2,925	2,724	201	2,970	3,259	-289
Employment Standards Administration .....	-137	.....	-137	61	.....	61	237	.....	237
Office of Workers' Compensation Programs:									
Special Benefits .....	-588	.....	-588	-1,240	.....	-1,240	-59	.....	-59
Energy Employees Occupational Illness Compensation Fund .....	97	.....	97	509	.....	509	674	.....	674
Special Benefits for Disabled Coal Miners .....	14	.....	14	86	.....	86	98	.....	98
Black Lung Disability Trust Fund .....	23	.....	23	135	.....	135	137	.....	137
Other .....	69	.....	69	179	.....	179	137	.....	137
Wage and Hour Division .....	3	.....	3	16	.....	16	2	.....	2
Occupational Safety and Health Administration .....	68	.....	68	281	.....	281	282	.....	282
Mine Safety and Health Administration .....	40	.....	40	187	.....	187	169	.....	169
Bureau of Labor Statistics .....	54	.....	54	261	.....	261	250	.....	250
Departmental Management .....	-47	.....	-47	223	.....	223	271	.....	271
Other .....	79	.....	79	138	.....	138	80	.....	80
Proprietary Receipts from the Public .....	.....	2	-2	.....	47	-47	.....	14	-14
Intrabudgetary Transactions .....	-29,024	.....	-29,024	-49,121	.....	-49,121	-54,654	.....	-54,654
<b>Total--Department of Labor .....</b>	<b>9,347</b>	<b>196</b>	<b>9,151</b>	<b>58,952</b>	<b>2,771</b>	<b>56,182</b>	<b>75,382</b>	<b>3,274</b>	<b>72,108</b>
<b>Department of State:</b>									
Administration of Foreign Affairs:									
Diplomatic and Consular Programs .....	377	.....	377	4,531	.....	4,531	3,891	.....	3,891
Educational and Cultural Exchange Programs .....	62	.....	62	312	.....	312	289	.....	289
Embassy Security, Construction, and Maintenance .....	126	.....	126	956	.....	956	166	.....	166
Payment to Foreign Service Retirement and Disability Fund .....	.....	.....	.....	36	.....	36	74	.....	74
Foreign Service Retirement and Disability Fund .....	76	.....	76	433	.....	433	413	.....	413
Other .....	159	.....	159	-536	.....	-536	583	.....	583
<b>Total--Administration of Foreign Affairs .....</b>	<b>800</b>	<b>.....</b>	<b>800</b>	<b>5,732</b>	<b>.....</b>	<b>5,732</b>	<b>5,415</b>	<b>.....</b>	<b>5,415</b>
International Organizations and Conferences .....	184	.....	184	1,552	.....	1,552	1,563	.....	1,563
Global Health and Child Survival .....	424	.....	424	3,266	.....	3,266	3,403	.....	3,403
Migration and Refugee Assistance .....	34	.....	34	712	.....	712	859	.....	859
International Narcotics Control and Law Enforcement .....	223	.....	223	945	.....	945	735	.....	735
Andean Counterdrug Programs .....	10	.....	10	66	.....	66	117	.....	117
Other .....	25	.....	25	215	.....	215	339	.....	339
Proprietary Receipts from the Public .....	.....	-32	32	.....	12	-12	.....	15	-15
Intrabudgetary Transactions .....	42	.....	42	83	.....	83	-114	.....	-114
<b>Total--Department of State .....</b>	<b>1,742</b>	<b>-32</b>	<b>1,774</b>	<b>12,572</b>	<b>12</b>	<b>12,560</b>	<b>12,319</b>	<b>15</b>	<b>12,304</b>
<b>Department of Transportation:</b>									
Office of the Secretary .....	30	.....	30	477	.....	477	144	.....	144
Federal Aviation Administration:									
Operations .....	133	.....	133	1,999	.....	1,999	2,457	.....	2,457
Airport and Airway Trust Fund:									
Grants-In-Aid for Airports .....	260	.....	260	1,640	.....	1,640	1,665	.....	1,665
Facilities and Equipment .....	256	.....	256	1,405	.....	1,405	1,286	.....	1,286
Research, Engineering, and Development .....	12	.....	12	81	.....	81	84	.....	84
Trust Fund Share of FAA Operations .....	700	.....	700	2,850	.....	2,850	2,082	.....	2,082
<b>Total--Airport and Airway Trust Fund .....</b>	<b>1,228</b>	<b>.....</b>	<b>1,228</b>	<b>5,977</b>	<b>.....</b>	<b>5,977</b>	<b>5,117</b>	<b>.....</b>	<b>5,117</b>
Other .....	10	(**)	10	-51	70	-121	252	142	110
<b>Total--Federal Aviation Administration .....</b>	<b>1,371</b>	<b>(**)</b>	<b>1,371</b>	<b>7,925</b>	<b>70</b>	<b>7,855</b>	<b>7,826</b>	<b>142</b>	<b>7,685</b>
Federal Highway Administration:									
Highway Trust Fund:									
Federal-Aid Highways .....	2,397	.....	2,397	17,463	.....	17,463	15,604	.....	15,604
Other .....	1	.....	1	3	5	-2	11	2	9
Highway Infrastructure Investment, Recovery Act .....	246	.....	246	1,892	.....	1,892	4,738	.....	4,738
Other Programs .....	129	.....	129	454	(**)	454	285	(**)	285
<b>Total--Federal Highway Administration .....</b>	<b>2,773</b>	<b>.....</b>	<b>2,773</b>	<b>19,813</b>	<b>5</b>	<b>19,808</b>	<b>20,639</b>	<b>2</b>	<b>20,637</b>
Federal Motor Carrier Safety Administration .....	37	.....	37	258	.....	258	237	.....	237
National Highway Traffic Safety Administration .....	54	.....	54	385	.....	385	455	.....	455
Federal Railroad Administration:									
Operating Subsidy Grants to the National Railroad Passenger Corporation .....	.....	.....	.....	287	.....	287	261	.....	261
Capital and Debt Service Grants to the National Railroad Passenger Corporation .....	65	.....	65	524	.....	524	534	.....	534
Capital Assistance for High Speed Rail Corridors and Intercity Passenger Rail Service .....	115	.....	115	211	.....	211	78	.....	78
Other .....	31	.....	31	165	(**)	165	316	3	313
<b>Total--Federal Railroad Administration .....</b>	<b>211</b>	<b>.....</b>	<b>211</b>	<b>1,187</b>	<b>(**)</b>	<b>1,187</b>	<b>1,188</b>	<b>3</b>	<b>1,186</b>

**Table 5. Outlays of the U.S. Government, March 2012 and Other Periods—Continued**

Classification	[\$ millions]								
	This Month			Current Fiscal Year to Date			Prior Fiscal Year to Date		
	Gross Outlays	Applicable Receipts	Outlays	Gross Outlays	Applicable Receipts	Outlays	Gross Outlays	Applicable Receipts	Outlays
<b>Department of Transportation:—Continued</b>									
Federal Transit Administration:									
Formula Grants.....	19	.....	19	95	.....	95	127	.....	127
Capital Investment Grants.....	102	.....	102	1,110	.....	1,110	857	.....	857
Transit Formula Grants.....	508	.....	508	3,731	.....	3,731	3,145	.....	3,145
Transit Capital Assistance, Recovery Act.....	97	.....	97	631	.....	631	1,220	.....	1,220
Other.....	23	.....	23	179	.....	179	272	.....	272
Total--Federal Transit Administration.....	749	.....	749	5,746	.....	5,746	5,621	.....	5,621
Maritime Administration.....	105	1	104	47	17	29	224	26	198
Other.....	23	2	21	167	10	157	177	13	164
Proprietary Receipts from the Public.....	.....	4	-4	.....	15	-15	.....	45	-45
Intrabudgetary Transactions:									
Other.....	(**)	.....	(**)	-1	.....	-1	(**)	.....	(**)
Offsetting Governmental Receipts.....	.....	(**)	(**)	.....	(**)	(**)	.....	(**)	(**)
Total--Department of Transportation.....	5,352	6	5,346	36,004	117	35,888	36,510	230	36,280
<b>Department of the Treasury:</b>									
Departmental Offices:									
Exchange Stabilization Fund.....	.....	5	-5	(**)	113	-113	.....	138	-138
Grants for Specified Energy Property in Lieu of Tax Credit.....	421	.....	421	2,005	.....	2,005	1,568	.....	1,568
Housing and Economic Recovery Programs.....	4,858	.....	4,858	18,645	.....	18,645	8,482	.....	8,482
Troubled Asset Relief Programs.....	27,511	.....	27,511	28,460	.....	28,460	21,005	.....	21,005
Other.....	27	.....	27	1,570	.....	1,570	3,161	.....	3,161
Financial Management Service:									
Payment to the Resolution Funding Corporation.....	.....	.....	.....	1,314	.....	1,314	1,022	.....	1,022
Financial Agent Services.....	62	.....	62	296	.....	296	290	.....	290
Interest Paid to Credit Financing Accounts.....	.....	.....	.....	1	.....	1	(**)	.....	(**)
Claims, Judgments, and Relief Acts.....	76	.....	76	1,265	.....	1,265	578	.....	578
Other.....	120	(**)	120	1,591	(**)	1,591	420	(**)	420
Total--Financial Management Service.....	258	(**)	258	4,466	(**)	4,466	2,310	(**)	2,310
Federal Financing Bank.....	-43	.....	-43	-165	.....	-165	-235	.....	-235
Alcohol and Tobacco Tax and Trade Bureau:									
Salaries and Expenses.....	9	.....	9	52	.....	52	51	.....	51
Internal Revenue Collections for Puerto Rico.....	25	.....	25	216	.....	216	245	.....	245
Bureau of Engraving and Printing.....	16	.....	16	-8	.....	-8	52	.....	52
United States Mint.....	280	421	-141	2,442	2,237	205	2,211	2,356	-145
Bureau of the Public Debt.....	46	.....	46	146	.....	146	119	.....	119
Internal Revenue Service:									
Taxpayer Services.....	204	.....	204	1,144	.....	1,144	1,177	.....	1,177
Enforcement.....	400	.....	400	2,638	.....	2,638	2,735	.....	2,735
Operations Support.....	420	.....	420	2,169	.....	2,169	2,105	.....	2,105
Build America Bond Payments, Recovery Act.....	302	.....	302	1,888	.....	1,888	1,374	.....	1,374
Payment Where Earned Income Credit Exceeds Liability for Tax.....	12,160	.....	12,160	47,972	.....	47,972	47,688	.....	47,688
Payment Where Child Tax Credit Exceeds Liability for Tax.....	4,864	.....	4,864	18,586	.....	18,586	18,566	.....	18,566
Payment Where Tax Credits to Aid First Time Homebuyers Exceeds Liability for Tax.....	13	.....	13	23	.....	23	1,269	.....	1,269
Payment Where Making Work Pay Credit Exceeds Liability for Tax, Recovery Act.....	21	.....	21	220	.....	220	10,520	.....	10,520
Refunding Internal Revenue Collections, Interest.....	378	.....	378	1,322	.....	1,322	1,356	.....	1,356
Other.....	1,806	(**)	1,806	5,451	2	5,449	7,236	1	7,235
Total--Internal Revenue Service.....	20,566	(**)	20,566	81,412	2	81,411	94,026	1	94,025
Comptroller of the Currency.....	75	483	-408	562	493	68	384	404	-20
Office of Thrift Supervision.....	.....	.....	.....	.....	.....	.....	135	115	20
Interest on the Public Debt:									
Interest on Treasury Debt Securities (Gross):									
Public Issues (Accrual Basis).....	22,854	.....	22,854	118,842	.....	118,842	115,866	.....	115,866
Special Issues (Cash Basis).....	1,828	.....	1,828	91,956	.....	91,956	99,715	.....	99,715
Total--Interest on Treasury Debt Securities (Gross).....	24,683	.....	24,683	210,798	.....	210,798	215,582	.....	215,582
Total--Interest on the Public Debt.....	24,683	.....	24,683	210,798	.....	210,798	215,582	.....	215,582
Other.....	4	.....	4	41	.....	41	53	.....	53
Proprietary Receipts from the Public.....	.....	20,152	-20,152	.....	25,662	-25,662	.....	25,040	-25,040
Intrabudgetary Transactions.....	-131	.....	-131	-937	.....	-937	-1,485	.....	-1,485
Total--Department of the Treasury.....	78,604	21,061	57,543	349,705	28,507	321,198	347,663	28,054	319,609

**Table 5. Outlays of the U.S. Government, March 2012 and Other Periods—Continued**

Classification	[\$ millions]								
	This Month			Current Fiscal Year to Date			Prior Fiscal Year to Date		
	Gross Outlays	Applicable Receipts	Outlays	Gross Outlays	Applicable Receipts	Outlays	Gross Outlays	Applicable Receipts	Outlays
<b>Department of Veterans Affairs:</b>									
Joint DOD-VA Medical Facility Demonstration Fund.....	32	.....	32	161	.....	161	.....	.....	.....
Veterans Health Administration:									
Medical Services.....	4,109	.....	4,109	19,889	.....	19,889	19,371	.....	19,371
Medical Support and Compliance.....	540	.....	540	2,485	.....	2,485	2,437	.....	2,437
Medical Facilities.....	480	.....	480	2,583	.....	2,583	2,405	.....	2,405
Other.....	104	40	64	545	203	342	538	194	345
<b>Benefit Programs:</b>									
Public Enterprise Funds:									
Housing Accounts.....	1	1	-1	3	7	-4	4	8	-4
Other.....	126	117	9	624	603	21	593	577	17
Compensation and Pensions.....	9,312	.....	9,312	28,539	.....	28,539	25,852	.....	25,852
Readjustment Benefits.....	1,558	.....	1,558	5,799	.....	5,799	5,555	.....	5,555
Veterans Housing Benefit Program Fund.....	1,510	.....	1,510	1,597	.....	1,597	1,422	.....	1,422
Insurance Funds:									
National Service Life.....	103	.....	103	536	.....	536	552	.....	552
Veterans Special Life.....	15	2	13	78	68	10	76	71	5
Other.....	15	.....	15	40	.....	40	41	.....	41
<b>Total--Benefit Programs.....</b>	<b>12,640</b>	<b>120</b>	<b>12,520</b>	<b>37,215</b>	<b>678</b>	<b>36,537</b>	<b>34,096</b>	<b>656</b>	<b>33,440</b>
<b>Departmental Administration:</b>									
Construction.....	119	.....	119	662	.....	662	724	.....	724
Information Technology Systems.....	275	.....	275	1,669	.....	1,669	1,669	.....	1,669
General Operating Expenses.....	102	(**)	102	1,289	(**)	1,288	1,581	(**)	1,581
Other.....	321	.....	321	740	.....	740	299	.....	299
Proprietary Receipts from the Public:									
National Service Life.....	.....	8	-8	.....	40	-40	.....	54	-54
Other.....	.....	411	-411	.....	1,701	-1,701	.....	1,466	-1,466
Intrabudgetary Transactions.....	-23	.....	-23	-25	.....	-25	-14	.....	-14
<b>Total--Department of Veterans Affairs.....</b>	<b>18,698</b>	<b>579</b>	<b>18,120</b>	<b>67,212</b>	<b>2,623</b>	<b>64,589</b>	<b>63,108</b>	<b>2,370</b>	<b>60,738</b>
<b>Corps of Engineers:</b>									
Construction.....	239	.....	239	1,354	.....	1,354	2,125	.....	2,125
Operation and Maintenance.....	188	.....	188	945	.....	945	1,720	.....	1,720
Flood Control and Coastal Emergencies.....	123	.....	123	632	.....	632	842	.....	842
Harbor Maintenance Trust Fund.....	69	.....	69	417	.....	417	.....	.....	.....
Rivers and Harbors Contributed Funds.....	36	.....	36	239	.....	239	200	.....	200
Other.....	47	.....	47	770	.....	770	847	.....	847
Proprietary Receipts from the Public.....	.....	21	-21	.....	236	-236	.....	282	-282
Intrabudgetary Transactions.....	(**)	.....	(**)	(**)	.....	(**)	(**)	.....	(**)
<b>Total--Corps of Engineers.....</b>	<b>702</b>	<b>21</b>	<b>682</b>	<b>4,357</b>	<b>236</b>	<b>4,121</b>	<b>5,734</b>	<b>282</b>	<b>5,452</b>
<b>Other Defense Civil Programs:</b>									
Military Retirement:									
Payment to Military Retirement Fund.....	.....	.....	.....	64,751	.....	64,751	61,404	.....	61,404
Military Retirement Fund.....	8,487	.....	8,487	26,259	.....	26,259	25,413	.....	25,413
Retiree Health Care:									
Payment to Department of Defense Medicare-Eligible Retiree Health Care Fund.....	.....	.....	.....	6,716	.....	6,716	9,785	.....	9,785
Department of Defense Medicare-Eligible Retiree Health Care Fund.....	660	.....	660	4,399	.....	4,399	4,260	.....	4,260
Educational Benefits.....	43	.....	43	211	.....	211	234	.....	234
Other.....	27	.....	27	126	.....	126	109	.....	109
Proprietary Receipts from the Public.....	.....	2	-2	.....	9	-9	.....	6	-6
Intrabudgetary Transactions.....	-509	.....	-509	-73,944	.....	-73,944	-74,638	.....	-74,638
<b>Total--Other Defense Civil Programs.....</b>	<b>8,708</b>	<b>2</b>	<b>8,706</b>	<b>28,517</b>	<b>9</b>	<b>28,508</b>	<b>26,567</b>	<b>6</b>	<b>26,562</b>
<b>Environmental Protection Agency:</b>									
Science and Technology.....	51	.....	51	391	.....	391	410	.....	410
Environmental Programs and Management.....	207	.....	207	1,338	.....	1,338	1,311	.....	1,311
State and Tribal Assistance Grants.....	502	.....	502	2,506	.....	2,506	3,328	.....	3,328
Payment to the Hazardous Substance Superfund.....	(**)	.....	(**)	1,075	.....	1,075	680	.....	680
Hazardous Substance Superfund.....	133	.....	133	672	.....	672	728	.....	728
Other.....	21	(**)	21	131	22	110	168	22	145
Proprietary Receipts from the Public.....	.....	10	-10	.....	20	-20	.....	35	-35
Intrabudgetary Transactions.....	-7	.....	-7	-1,062	.....	-1,062	-662	.....	-662
Offsetting Governmental Receipts.....	.....	3	-3	.....	13	-13	.....	20	-20
<b>Total--Environmental Protection Agency.....</b>	<b>908</b>	<b>14</b>	<b>894</b>	<b>5,050</b>	<b>55</b>	<b>4,995</b>	<b>5,963</b>	<b>77</b>	<b>5,886</b>
<b>Executive Office of the President:</b>									
The White House.....	6	.....	6	30	.....	30	28	.....	28
Office of Management and Budget.....	10	.....	10	46	.....	46	45	.....	45
Unanticipated Needs.....	(**)	.....	(**)	2	.....	2	71	.....	71
Other.....	22	.....	22	113	.....	113	119	.....	119
Proprietary Receipts from the Public.....	.....	(**)	(**)	.....	(**)	(**)	.....	(**)	(**)
Intrabudgetary Transactions.....	.....	.....	.....	(**)	.....	(**)	(**)	.....	(**)
<b>Total--Executive Office of the President.....</b>	<b>38</b>	<b>(**)</b>	<b>38</b>	<b>191</b>	<b>(**)</b>	<b>190</b>	<b>263</b>	<b>(**)</b>	<b>263</b>

**Table 5. Outlays of the U.S. Government, March 2012 and Other Periods—Continued**

Classification	[\$ millions]								
	This Month			Current Fiscal Year to Date			Prior Fiscal Year to Date		
	Gross Outlays	Applicable Receipts	Outlays	Gross Outlays	Applicable Receipts	Outlays	Gross Outlays	Applicable Receipts	Outlays
<b>General Services Administration:</b>									
Real Property Activities.....	146	.....	146	908	.....	908	842	.....	842
Supply and Technology Activities .....	-9	.....	-9	-219	.....	-219	-97	.....	-97
General Activities.....	31	.....	31	139	.....	139	159	.....	159
Proprietary Receipts from the Public.....	.....	7	-7	.....	150	-150	.....	23	-23
Intrabudgetary Transactions .....	-1	.....	-1	-5	.....	-5	-7	.....	-7
<b>Total--General Services Administration.....</b>	<b>167</b>	<b>7</b>	<b>160</b>	<b>822</b>	<b>150</b>	<b>672</b>	<b>897</b>	<b>23</b>	<b>874</b>
<b>International Assistance Programs:</b>									
Millennium Challenge Corporation.....	146	.....	146	770	.....	770	770	.....	770
<b>International Security Assistance:</b>									
Foreign Military Financing Program .....	71	.....	71	3,446	.....	3,446	1,734	.....	1,734
Economic Support Fund .....	302	.....	302	2,194	.....	2,194	3,081	.....	3,081
Other .....	216	21	194	630	77	553	654	100	554
<b>Total--International Security Assistance.....</b>	<b>588</b>	<b>21</b>	<b>567</b>	<b>6,270</b>	<b>77</b>	<b>6,193</b>	<b>5,468</b>	<b>100</b>	<b>5,368</b>
<b>Multilateral Assistance:</b>									
<b>Contribution to the International Development Association .....</b>									
.....	.....	.....	.....	.....	.....	.....	120	.....	120
Other .....	491	.....	491	1,083	.....	1,083	924	.....	924
<b>Total--Multilateral Assistance.....</b>	<b>491</b>	<b>.....</b>	<b>491</b>	<b>1,083</b>	<b>.....</b>	<b>1,083</b>	<b>1,044</b>	<b>.....</b>	<b>1,044</b>
<b>Agency for International Development:</b>									
Development Assistance Program.....	133	.....	133	913	.....	913	676	.....	676
Assistance for Europe, Eurasia and Central Asia.....	44	.....	44	246	.....	246	215	.....	215
International Disaster Assistance.....	53	.....	53	532	.....	532	619	.....	619
Operating Expenses .....	107	.....	107	803	.....	803	496	.....	496
Other .....	31	18	13	428	202	225	287	221	66
Proprietary Receipts from the Public.....	.....	4	-4	.....	44	-44	.....	86	-86
Intrabudgetary Transactions .....	17	.....	17	31	.....	31	-6	.....	-6
<b>Total--Agency for International Development.....</b>	<b>385</b>	<b>22</b>	<b>362</b>	<b>2,953</b>	<b>246</b>	<b>2,707</b>	<b>2,288</b>	<b>307</b>	<b>1,981</b>
<b>Overseas Private Investment Corporation:</b>									
Overseas Private Investment Corporation Accounts.....	6	-1	6	40	115	-75	43	115	-71
Proprietary Receipts from the Public.....	.....	20	-20	.....	40	-40	.....	18	-18
<b>Total--Overseas Private Investment Corporation.....</b>	<b>6</b>	<b>19</b>	<b>-14</b>	<b>40</b>	<b>155</b>	<b>-115</b>	<b>43</b>	<b>133</b>	<b>-90</b>
Peace Corps.....	41	(**)	41	190	(**)	190	192	(**)	191
International Monetary Programs.....	103	.....	103	183	.....	183	-95	.....	-95
<b>Military Sales Programs:</b>									
Foreign Military Sales Trust Fund .....	3,010	.....	3,010	13,140	.....	13,140	10,377	.....	10,377
Other .....	.....	100	-100	.....	100	-100	(**)	.....	(**)
Proprietary Receipts from the Public.....	.....	3,615	-3,615	.....	12,630	-12,630	.....	11,701	-11,701
Other .....	10	(**)	9	56	1	56	68	1	67
<b>Total--International Assistance Programs.....</b>	<b>4,779</b>	<b>3,778</b>	<b>1,002</b>	<b>24,685</b>	<b>13,208</b>	<b>11,477</b>	<b>20,154</b>	<b>12,242</b>	<b>7,913</b>
<b>National Aeronautics and Space Administration:</b>									
Science.....	429	.....	429	2,383	.....	2,383	2,280	.....	2,280
Aeronautics.....	53	.....	53	296	.....	296	294	.....	294
Exploration.....	280	.....	280	1,672	.....	1,672	1,670	.....	1,670
Cross Agency Support .....	227	.....	227	1,443	.....	1,443	1,539	.....	1,539
Space Operations .....	293	.....	293	1,956	.....	1,956	2,604	.....	2,604
Other .....	67	.....	67	272	.....	272	316	.....	316
Proprietary Receipts from the Public.....	.....	(**)	(**)	.....	1	-1	.....	3	-3
Intrabudgetary Transactions .....	(**)	(**)	(**)	6	.....	6	(**)	.....	(**)
<b>Total--National Aeronautics and Space Administration.....</b>	<b>1,350</b>	<b>(**)</b>	<b>1,350</b>	<b>8,028</b>	<b>1</b>	<b>8,026</b>	<b>8,702</b>	<b>3</b>	<b>8,700</b>
<b>National Science Foundation:</b>									
Research and Related Activities .....	292	.....	292	2,593	.....	2,593	2,613	.....	2,613
Education and Human Resources .....	177	.....	177	447	.....	447	414	.....	414
Other .....	113	.....	113	341	.....	341	258	.....	258
Proprietary Receipts from the Public.....	.....	7	-7	.....	14	-14	.....	25	-25
<b>Total--National Science Foundation.....</b>	<b>581</b>	<b>7</b>	<b>574</b>	<b>3,381</b>	<b>14</b>	<b>3,367</b>	<b>3,285</b>	<b>25</b>	<b>3,260</b>
<b>Office of Personnel Management:</b>									
<b>Government Payment for Annuitants, Employees Health and Life Insurance Benefits .....</b>									
.....	910	.....	910	5,288	.....	5,288	4,955	.....	4,955
Civil Service Retirement and Disability Fund .....	6,193	.....	6,193	36,440	.....	36,440	35,098	.....	35,098
Employees Life Insurance Fund .....	239	289	-50	1,326	2,227	-901	1,244	2,225	-981
Employees and Retired Employees Health Benefits Fund.....	3,540	4,120	-580	21,022	22,057	-1,036	19,856	20,949	-1,093
Other .....	9	.....	9	-12	.....	-12	57	.....	57
Proprietary Receipts from the Public.....	.....	3	-3	.....	13	-13	.....	3	-3
<b>Intrabudgetary Transactions:</b>									
<b>Postal Service Contributions.....</b>									
.....	.....	.....	.....	-821	.....	-821	-783	.....	-783
<b>Civil Service Retirement and Disability Fund:</b>									
Other .....	-4	.....	-4	-25	.....	-25	-25	.....	-25
<b>Total--Office of Personnel Management.....</b>	<b>10,886</b>	<b>4,412</b>	<b>6,474</b>	<b>63,219</b>	<b>24,298</b>	<b>38,922</b>	<b>60,401</b>	<b>23,176</b>	<b>37,225</b>



**Table 5. Outlays of the U.S. Government, March 2012 and Other Periods—Continued**

Classification	[\$ millions]								
	This Month			Current Fiscal Year to Date			Prior Fiscal Year to Date		
	Gross Outlays	Applicable Receipts	Outlays	Gross Outlays	Applicable Receipts	Outlays	Gross Outlays	Applicable Receipts	Outlays
<b>Small Business Administration:</b>									
Salaries and Expenses .....	65	.....	65	112	.....	112	250	(**)	250
Business Loans Program .....	2,525	-1	2,526	2,765	3	2,762	5,008	4	5,004
Disaster Loans Program .....	164	(**)	164	364	1	363	393	1	392
Other .....	3	1	2	17	5	12	13	4	8
Proprietary Receipts from the Public .....	.....	868	-868	.....	868	-868	.....	153	-153
Intrabudgetary Transactions .....	(**)	.....	(**)	(**)	.....	(**)	(**)	.....	(**)
<b>Total--Small Business Administration .....</b>	<b>2,757</b>	<b>869</b>	<b>1,888</b>	<b>3,258</b>	<b>876</b>	<b>2,382</b>	<b>5,664</b>	<b>163</b>	<b>5,502</b>
<b>Social Security Administration:</b>									
Payments to Social Security Trust Funds .....	10,547	.....	10,547	67,766	.....	67,766	36,267	.....	36,267
Supplemental Security Income Program .....	8,743	.....	8,743	26,586	.....	26,586	25,868	.....	25,868
<b>Federal Old-Age and Survivors Insurance Trust Fund</b>									
<b>(Off-Budget):</b>									
Benefit Payments .....	52,775	.....	52,775	308,267	.....	308,267	293,352	.....	293,352
Administrative Expenses .....	379	.....	379	1,875	.....	1,875	1,861	.....	1,861
Other .....	.....	.....	.....	.....	.....	.....	113	.....	113
<b>Total--FOASI Trust Fund .....</b>	<b>53,154</b>	<b>.....</b>	<b>53,154</b>	<b>310,142</b>	<b>.....</b>	<b>310,142</b>	<b>295,326</b>	<b>.....</b>	<b>295,326</b>
<b>Federal Disability Insurance Trust Fund</b>									
<b>(Off-Budget):</b>									
Benefit Payments .....	11,543	.....	11,543	66,511	.....	66,511	63,081	.....	63,081
Administrative Expenses .....	279	.....	279	1,502	.....	1,502	1,446	.....	1,446
Other .....	.....	.....	.....	.....	.....	.....	3	.....	3
<b>Total--FDI Trust Fund .....</b>	<b>11,822</b>	<b>.....</b>	<b>11,822</b>	<b>68,014</b>	<b>.....</b>	<b>68,014</b>	<b>64,530</b>	<b>.....</b>	<b>64,530</b>
Other .....	21	.....	21	108	.....	108	115	.....	115
<b>Proprietary Receipts from the Public:</b>									
On-Budget .....	.....	385	-385	.....	1,353	-1,353	.....	1,470	-1,470
Off-Budget .....	.....	23	-23	.....	59	-59	.....	51	-51
<b>Intrabudgetary Transactions:</b>									
<b>On-Budget:</b>									
Quinquennial Adjustment for Military Service Credits from FOASI and FDI .....	.....	.....	.....	.....	.....	.....	-116	.....	-116
Off-Budget <sup>1</sup> .....	-10,546	.....	-10,546	-67,765	.....	-67,765	-36,266	.....	-36,266
<b>Total--Social Security Administration .....</b>	<b>73,740</b>	<b>408</b>	<b>73,332</b>	<b>404,851</b>	<b>1,412</b>	<b>403,439</b>	<b>385,725</b>	<b>1,521</b>	<b>384,204</b>
<b>Other Independent Agencies:</b>									
Broadcasting Board of Governors .....	82	(**)	82	356	-2	358	360	-1	361
Bureau of Consumer Financial Protection .....	20	(**)	20	99	(**)	99	13	.....	13
Corporation for National and Community Service .....	73	(**)	73	492	1	491	519	(**)	519
Corporation for Public Broadcasting .....	.....	.....	.....	444	.....	444	430	.....	430
<b>District of Columbia:</b>									
<b>Courts:</b>									
General and Special Payments .....	51	(**)	51	344	(**)	344	278	1	277
Equal Employment Opportunity Commission .....	41	(**)	41	181	1	181	186	1	185
Export-Import Bank of the United States .....	697	685	12	309	701	-392	-258	43	-301
<b>Federal Communications Commission:</b>									
Universal Service Fund .....	772	.....	772	4,639	.....	4,639	4,487	.....	4,487
Spectrum Auction Program Account .....	18	.....	18	20	.....	20	41	.....	41
Other .....	41	3	38	156	14	141	122	14	108
<b>Federal Deposit Insurance Corporation:</b>									
Deposit Insurance Fund .....	471	10	461	3,433	-37	3,470	-1,590	64	-1,653
FSLIC Resolution Fund .....	(**)	(**)	(**)	53	55	-2	4	21	-17
<b>Total--Federal Deposit Insurance Corporation .....</b>	<b>471</b>	<b>10</b>	<b>461</b>	<b>3,486</b>	<b>18</b>	<b>3,469</b>	<b>-1,586</b>	<b>84</b>	<b>-1,670</b>
Federal Drug Control Programs .....	20	.....	20	228	.....	228	<sup>2</sup> 151	.....	151
Federal Housing Finance Agency .....	19	.....	19	113	.....	113	75	.....	75
Intelligence Community Management Account .....	82	.....	82	266	.....	266	307	.....	307
Legal Services Corporation .....	29	.....	29	177	.....	177	213	.....	213
National Archives and Records Administration .....	42	2	41	210	15	195	244	9	235
National Credit Union Administration .....	38	39	-1	2,552	615	1,938	11,417	22,629	-11,212
National Endowment for the Arts .....	13	(**)	13	76	1	75	85	(**)	84
National Endowment for the Humanities .....	13	.....	13	73	1	72	67	1	66
Institute of Museum and Library Services .....	20	.....	20	127	1	127	134	(**)	134
National Labor Relations Board .....	29	(**)	29	136	(**)	136	142	(**)	142
Nuclear Regulatory Commission .....	119	76	42	529	434	95	527	440	88
<b>Postal Service:</b>									
<b>Off-Budget:</b>									
Public Enterprise Funds .....	6,459	5,569	890	36,693	36,401	292	34,963	35,115	-152
Other .....	.....	.....	.....	256	.....	256	135	.....	135
Other .....	.....	.....	.....	74	.....	74	101	.....	101

**Table 5. Outlays of the U.S. Government, March 2012 and Other Periods—Continued**

Classification	[\$ millions]								
	This Month			Current Fiscal Year to Date			Prior Fiscal Year to Date		
	Gross Outlays	Applicable Receipts	Outlays	Gross Outlays	Applicable Receipts	Outlays	Gross Outlays	Applicable Receipts	Outlays
<b>Other Independent Agencies:—Continued</b>									
Railroad Retirement Board:									
Federal Windfall Subsidy .....	4	.....	4	25	.....	25	29	.....	29
Federal Payments to the Railroad Retirement Accounts.....	25	.....	25	419	.....	419	318	.....	318
Railroad Unemployment Insurance Trust Fund:									
Benefit Payments.....	8	.....	8	45	.....	45	54	.....	54
Transfer to Administrative Funds .....	2	.....	2	8	.....	8	8	.....	8
Rail Industry Pension Fund:									
Benefit Payments.....	398	.....	398	2,365	.....	2,365	2,279	.....	2,279
Advances from FOASDI Fund.....	-118	.....	-118	-693	.....	-693	-683	.....	-683
OASDI Certifications.....	119	.....	119	693	.....	693	683	.....	683
Transfer to Administrative Funds .....	8	.....	8	34	.....	34	31	.....	31
Other.....	(**)	.....	(**)	(**)	.....	(**)	(**)	.....	(**)
National Railroad Retirement Investment Trust:									
Administrative Expenses.....	2	.....	2	34	.....	34	30	.....	30
Transfers to the Railroad Retirement Trust Funds from the National Railroad Retirement Investment Trust.....	201	.....	201	884	.....	884	985	.....	985
Railroad Social Security Equivalent Benefit Account:									
Benefit Payments.....	547	.....	547	3,219	.....	3,219	3,141	.....	3,141
Transfer to Administrative Funds .....	3	.....	3	16	.....	16	15	.....	15
Other .....	1	.....	1	3	.....	3	9	.....	9
Proprietary Receipts from the Public.....	.....	786	-786	.....	1,190	-1,190	.....	3,874	-3,874
Intrabudgetary Transactions:									
Other.....	-226	.....	-226	-1,303	.....	-1,303	-1,303	.....	-1,303
<b>Total--Railroad Retirement Board .....</b>	<b>974</b>	<b>786</b>	<b>188</b>	<b>5,749</b>	<b>1,190</b>	<b>4,560</b>	<b>5,596</b>	<b>3,874</b>	<b>1,722</b>
Securities and Exchange Commission.....	-309	(**)	-309	158	(**)	158	36	(**)	36
Smithsonian Institution.....	78	(**)	78	485	(**)	485	444	.....	444
Tennessee Valley Authority .....	3,913	4,132	-218	20,239	19,882	357	16,079	16,073	7
Other .....	173	24	149	1,696	218	1,478	1,268	247	1,022
<b>Total--Other Independent Agencies .....</b>	<b>14,011</b>	<b>11,326</b>	<b>2,685</b>	<b>80,529</b>	<b>59,490</b>	<b>21,040</b>	<b>76,734</b>	<b>78,528</b>	<b>-1,794</b>
<b>Undistributed Offsetting Receipts:</b>									
Other Interest.....	.....	(**)	(**)	.....	(**)	(**)	.....	.....	.....
Employer Share, Employee Retirement:									
Department of Health and Human Services:									
Federal Hospital Insurance Trust Fund:									
Federal Employer Contributions.....	-294	.....	-294	-1,731	.....	-1,731	-1,662	.....	-1,662
Postal Service Employer Contributions .....	-48	.....	-48	-294	.....	-294	-336	.....	-336
Department of State:									
Foreign Service Retirement and Disability Fund.....	-24	.....	-24	-157	.....	-157	-150	.....	-150
Other Defense Civil Programs:									
Military Retirement Fund.....	-1,677	.....	-1,677	-16,249	.....	-16,249	-15,142	.....	-15,142
Department of Defense Medicare-Eligible Retiree Health Care Fund .....									
.....	.....	.....	.....	-11,145	.....	-11,145	-11,315	.....	-11,315
Office of Personnel Management:									
Postal Service Contributions for Benefits Civil Service Retirement and Disability Fund .....	-2,300	.....	-2,300	-13,012	.....	-13,012	-11,701	.....	-11,701
Social Security Administration (Off-Budget):									
Federal Old-Age and Survivors Insurance Trust Fund:									
Federal Employer Contributions.....	-1,162	.....	-1,162	-6,369	.....	-6,369	-6,186	.....	-6,186
Federal Disability Insurance Trust Fund:									
Federal Employer Contributions.....	-197	.....	-197	-1,080	.....	-1,080	-1,050	.....	-1,050
Other .....	(**)	.....	(**)	-1	.....	-1	(**)	.....	(**)
<b>Total--Employer Share, Employee Retirement.....</b>	<b>-5,703</b>	<b>.....</b>	<b>-5,703</b>	<b>-50,039</b>	<b>.....</b>	<b>-50,039</b>	<b>-47,542</b>	<b>.....</b>	<b>-47,542</b>

**Table 5. Outlays of the U.S. Government, March 2012 and Other Periods—Continued**

Classification	[\$ millions]								
	This Month			Current Fiscal Year to Date			Prior Fiscal Year to Date		
	Gross Outlays	Applicable Receipts	Outlays	Gross Outlays	Applicable Receipts	Outlays	Gross Outlays	Applicable Receipts	Outlays
<b>Undistributed Offsetting Receipts:—Continued</b>									
Interest Received by Trust Funds:									
Judicial Branch:									
Judicial Survivors Annuity Fund .....	(**)	.....	(**)	-4	.....	-4	-7	.....	-7
Department of Health and Human Services:									
Federal Hospital Insurance Trust Fund .....	-76	.....	-76	-5,789	.....	-5,789	-6,638	.....	-6,638
Federal Supplementary Medical Insurance Trust Fund .....	-12	.....	-12	-1,471	.....	-1,471	-1,585	.....	-1,585
Department of Homeland Security:									
Oil Spill Liability Trust Fund .....	(**)	.....	(**)	-12	.....	-12	-11	.....	-11
Other .....	-3	.....	-3	-7	.....	-7	3	.....	3
Department of Labor:									
Unemployment Trust Fund .....	-6	.....	-6	-239	.....	-239	-351	.....	-351
Department of State:									
Foreign Service Retirement and Disability Fund .....	(**)	.....	(**)	-362	.....	-362	-373	.....	-373
Department of Transportation:									
Airport and Airway Trust Fund .....	-1	.....	-1	-106	.....	-106	-86	.....	-86
Department of Veterans Affairs:									
National Service Life Insurance Fund .....	-1	.....	-1	-188	.....	-188	-213	.....	-213
United States Government Life Insurance Fund .....	(**)	.....	(**)	(**)	.....	(**)	-1	.....	-1
Corps of Engineers .....	(**)	.....	(**)	21	.....	21	-90	.....	-90
Other Defense Civil Programs:									
Military Retirement Fund .....	-1,032	.....	-1,032	-4,537	.....	-4,537	-6,501	.....	-6,501
Educational Benefits Fund .....	-1	.....	-1	-28	.....	-28	-36	.....	-36
Armed Forces Retirement Home .....	(**)	.....	(**)	-2	.....	-2	-4	.....	-4
Environmental Protection Agency .....	(**)	.....	(**)	-41	.....	-41	-88	.....	-88
Office of Personnel Management:									
Civil Service Retirement and Disability Fund .....	-13	.....	-13	-17,452	.....	-17,452	-17,881	.....	-17,881
Social Security Administration (Off-Budget):									
Federal Old-Age and Survivors Insurance Trust Fund .....	-24	.....	-24	-52,424	.....	-52,424	-53,663	.....	-53,663
Federal Disability Insurance Trust Fund .....	-36	.....	-36	-3,772	.....	-3,772	-4,458	.....	-4,458
Independent Agencies:									
Railroad Retirement Board .....	-8	.....	-8	-37	.....	-37	-47	.....	-47
Other .....	(**)	.....	(**)	-9	.....	-9	-12	.....	-12
Other .....	-1	.....	-1	-8	.....	-8	-92	.....	-92
Total--Interest Received by Trust Funds .....	-1,214	.....	-1,214	-86,467	.....	-86,467	-92,134	.....	-92,134
Rents and Royalties on the Outer Continental Shelf Lands .....	.....	176	-176	.....	2,987	-2,987	.....	2,882	-2,882
Total--Undistributed Offsetting Receipts .....	-6,917	176	-7,093	-136,505	2,987	-139,493	-139,676	2,882	-142,557
Total Outlays .....	423,533	54,160	369,373	2,055,721	212,349	1,843,372	2,065,864	216,550	1,849,315
Total On-Budget .....	364,063	48,568	315,495	1,772,026	175,888	1,596,138	1,772,533	181,384	1,591,149
Total Off-Budget .....	59,470	5,592	53,878	283,695	36,460	247,234	293,331	35,166	258,165
Total Surplus (+) or Deficit .....			-198,158			-778,988			-829,418
Total On-Budget .....			-196,186			-803,978			-850,226
Total Off-Budget .....			-1,971			+24,990			+20,808

**MEMORANDUM**

Receipts Offset Against Outlays (In Millions)

	Current Fiscal Year to Date	Comparable Period Prior Fiscal Year
Proprietary Receipts .....	105,122	92,869
Intrabudgetary Transactions .....	443,669	423,738
Governmental Receipts .....	3,987	3,591
Total Receipts Offset Against Outlays .....	552,777	520,198

<sup>1</sup>Includes FICA and SECA tax credits, non-contributory military service credits, special benefits for the aged, and credit for the unnegotiated OASI benefit checks.

<sup>2</sup>Outlays have decreased by \$8 million to reflect additional reporting by Executive Office of the President for the month of September 2011.

... No Transactions

(\*\*) Less than \$500,000

Note: Details may not add to totals due to rounding.

**Table 6. Means of Financing the Deficit or Disposition of Surplus by the U.S. Government, March 2012 and Other Periods**

Assets and Liabilities Directly Related to Budget Off-Budget Activity	Net Transactions (-) denotes net reduction of either liability or asset accounts					Account Balances Current Fiscal Year	
	This Month	Fiscal Year to Date		Beginning of		Close of This Month	
		This Year	Prior Year	This Year	This Month		
<b>Liability Accounts:</b>							
Borrowing from the Public:							
Treasury Securities, Issued Under General Financing Authorities:							
Debt Held by the Public .....	123,828	719,793	628,835	10,127,031	10,722,996	10,846,825	
Intragovernmental Holdings .....	-30,641	71,945	79,657	4,663,309	4,765,895	4,735,254	
Total Treasury Securities Outstanding .....	93,187	791,738	708,491	14,790,340	15,488,891	15,582,079	
Plus Premium on Treasury Securities .....	72	5,298	1,654	20,743	25,969	26,041	
Less Discount on Treasury Securities .....	377	-167	2,176	73,848	73,304	73,681	
Total Treasury Securities Net Of Premium and Discount .....	92,883	797,203	707,969	14,737,235	15,441,556	15,534,438	
Agency Securities, Issued Under Special Financing Authorities (See Schedule B. for Other Agency Borrowing, See Schedule C) .....	-188	-549	492	24,988	24,627	24,439	
Total Federal Securities .....	92,695	796,654	708,460	14,762,223	15,466,182	15,558,877	
Deduct:							
Federal Securities Held As Investments of Government Accounts (See Schedule D) .....	-30,636	71,816	79,533	4,658,307	4,760,759	4,730,124	
Less Discount on Federal Securities Held as Investments of Government Accounts .....	-93	-561	-832	23,688	123,221	23,128	
Net Federal Securities Held As Investments of Government Accounts .....	-30,542	72,377	80,365	4,634,619	4,737,539	4,706,996	
Total Borrowing from the Public .....	123,237	724,278	628,096	10,127,604	10,728,644	10,851,881	
Accrued Interest Payable to the Public .....	17,668	6,712	2,047	51,527	40,571	58,239	
Allocations of Special Drawing Rights .....	-245	-443	1,035	55,150	54,952	54,707	
Deposit Funds .....	3,192	5,786	3,984	12,167	14,760	17,953	
Miscellaneous Liability Accounts (Includes Checks Outstanding Etc.) .....	2,904	4,704	3,491	10,941	12,740	15,644	
<b>Total Liability Accounts .....</b>	<b>146,756</b>	<b>741,036</b>	<b>638,654</b>	<b>10,257,388</b>	<b>10,851,668</b>	<b>10,998,424</b>	
<b>Asset Accounts (Deduct)</b>							
Cash and Monetary Assets:							
U.S. Treasury Operating Cash: <sup>2</sup>							
Federal Reserve Account .....	-19,062	-12,804	3,315	56,284	62,542	43,480	
Supplementary Financing Program Account .....	.....	.....	-194,962	.....	.....	.....	
Tax and Loan Note Accounts .....	.....	-1,805	-132	1,805	.....	.....	
Balance .....	-19,062	-14,609	-191,778	58,090	62,542	43,480	
Special Drawing Rights:							
Total Holdings .....	-248	-415	-868	55,875	55,709	55,460	
SDR Certificates Issued to Federal Reserve Banks .....	.....	.....	.....	-5,200	-5,200	-5,200	
Balance .....	-248	-415	-868	50,675	50,509	50,260	
Reserve Position on the U.S. Quota in the IMF:							
U.S. Subscription to International Monetary Fund:							
Direct Quota Payments .....	.....	.....	7,899	54,424	54,424	54,424	
Maintenance of Value Adjustments .....	-292	-528	1,075	11,356	11,120	10,827	
Letter of Credit Issued to IMF .....	90	739	-1,759	-44,675	-44,026	-43,936	
Dollar Deposits with the IMF .....	-2	-21	-39	-153	-171	-174	
Receivable/payable (-) for Interim Maintenance of Value Adjustments .....	189	345	-795	1,705	1,862	2,051	
Balance .....	-16	536	6,380	22,657	23,208	23,193	
Loans to International Monetary Fund .....	869	2,120	.....	6,230	7,481	8,350	
Other Cash and Monetary Assets .....	252	582	-815	25,501	25,831	26,083	
Total Cash and Monetary Assets .....	-18,204	-11,786	-187,081	163,153	169,571	151,367	
Non-Federal Securities of the National Railroad Retirement Investment Trust .....	526	270	3,394	22,946	22,689	23,216	
Net Activity, Guaranteed Loan Financing (See Schedule E) .....	-472	1,945	-2,218	-22,110	-19,693	-20,166	
Net Activity, Direct Loan Financing (See Schedule E) .....	-32,644	-28,971	-6,102	792,423	796,096	763,452	
Miscellaneous Asset Accounts .....	-608	591	1,242	-332	866	258	
<b>Total Asset Accounts .....</b>	<b>-51,402</b>	<b>-37,951</b>	<b>-190,764</b>	<b>956,079</b>	<b>969,529</b>	<b>918,128</b>	
Excess of Liabilities (+) or Assets (-) .....	198,158	778,988	829,418	9,301,309	9,882,139	10,080,296	
Transactions Not Applied to Current Year's Surplus or Deficit (See Schedule A for Details) .....	.....	.....	.....	.....	.....	.....	
<b>Total Budget and Off-Budget Federal Entities (Financing of Deficit (+) or Disposition of Surplus (-)) .....</b>	<b>198,158</b>	<b>778,988</b>	<b>829,418</b>	<b>9,301,309</b>	<b>9,882,139</b>	<b>10,080,296</b>	

<sup>1</sup>Includes adjustment of -\$8 million for the month of September 2011 to reflect additional reporting by the Executive Office of the President.

<sup>2</sup>Major sources of information used to determine Treasury's operating cash balance include Federal Reserve Banks, the Treasury Regional Finance Centers, the Internal Revenue Service Centers, the Bureau of the Public Debt and various electronic systems. Deposits are reflected as received and withdrawals are reflected as processed.

... No Transactions

Note: Details may not add to totals due to rounding.

**Table 6. Schedule A-Analysis of Change in Excess of Liabilities of the U.S. Government, March 2012 and Other Periods**

Classification	[\$ millions]		
	This Month	Fiscal Year to Date	
		This Year	Prior Year
Excess of Liabilities Beginning of Period:			
Based on Composition of Unified Budget in			
Preceding Period .....	9,882,146	9,302,243	8,003,515
Adjustments During Current Fiscal Year of			
Changes in Composition of Unified Budget:			
Revisions by Federal Agencies to the Prior Budget Results .....	-8	-934	999
Excess of Liabilities Beginning of Period (Current Basis).....	9,882,139	9,301,309	8,004,514
Budget Surplus (-) or Deficit:			
Based on Composition of Unified Budget in Prior Fiscal Year.....	198,158	778,988	829,418
Total Surplus (-) or Deficit (Table 2).....	198,158	778,988	829,418
Total-On-Budget (Table 2).....	196,186	803,978	850,226
Total-Off-Budget (Table 2).....	1,971	-24,990	-20,808
Transactions Not Applied to Current Year's Surplus or Deficit:			
Total-Transactions Not Applied to Current Year's Surplus or Deficit .....	.....	.....	.....
Excess of Liabilities Close of Period .....	10,080,296	10,080,296	8,833,932

... No Transactions

Note: Details may not add to totals due to rounding.

**Table 6. Schedule B-Securities Issued by Federal Agencies Under Special Financing Authorities, March 2012 and Other Periods**

Classification	[\$ millions]					
	This Month	Net Transactions (-) denotes net reduction of liability accounts		Account Balances Current Fiscal Year		
		Fiscal Year to Date		Beginning of		Close of
		This Year	Prior Year	This Year	This Month	This Month
Agency Securities, Issued Under Special Financing Authorities:						
Obligations Guaranteed by the United States,						
Issued By:						
Department of Housing and Urban Development:						
Federal Housing Administration .....	.....	.....	3	29	29	29
Obligations Not Guaranteed by the United States,						
Issued By:						
Legislative Branch:						
Architect of the Capitol.....	1	-3	-3	133	130	130
Independent Agencies:						
Federal Communications Commission.....	.....	.....	.....	(**)	(**)	(**)
National Archives and Records Administration .....	.....	-7	-7	166	158	158
Tennessee Valley Authority .....	-188	-538	498	24,660	24,310	24,122
Total Agency Securities .....	-188	-549	492	24,988	24,627	24,439

... No Transactions

Note: Details may not add to totals due to rounding.

(\*\*) Less than \$500,000

**Table 6. Schedule C (Memorandum)-Federal Agency Borrowing Financed Through the Issue of Treasury Securities, March 2012 and Other Periods**

Classification	[\$ millions]					
	This Month	Transactions		Account Balances Current Fiscal Year		
		Fiscal Year to Date		Beginning of		Close of This Month
		This Year	Prior Year	This Year	This Month	
<b>Borrowing from the Treasury:</b>						
Department of Agriculture:						
Farm Service Agency:						
Commodity Credit Corporation.....	.....	.....	-689	705	705	705
Agricultural Credit Insurance Fund.....	.....	1,012	-606	7,647	8,659	8,659
Farm Storage Facility Loans.....	.....	296	189	997	1,293	1,293
Emergency Boll Weevil Loan Fund.....	.....	.....	(**)	.....	.....	.....
Rural Housing Service:						
Rural Housing Insurance.....	51	483	617	15,511	15,942	15,993
Rural Community Facility Loans Fund.....	-43	210	379	3,714	3,967	3,924
Multifamily Housing Revitalization Loan Account.....	-52	-22	55	214	244	191
Rural Business - Cooperative Service:						
Rural Business and Industry Loans.....	-9	-9	(**)	53	53	44
Rural Development Loan Fund.....	-10	-5	7	308	313	303
Rural Economic Development Loan Fund.....	-7	3	12	112	121	115
Renewable Energy Guaranteed Loan Account.....	(**)	(**)	.....	7	7	7
Rural Microenterprise Investment Loans.....	-1	1	4	8	10	10
Biorefinery Assistance Loan Account.....	-36	-36	.....	36	36	.....
Rural Utilities Service:						
Rural Water and Waste Disposal Fund.....	-89	364	612	10,310	10,763	10,674
Rural Electrification and Telecommunications Fund.....	-95	59	284	13,424	13,577	13,483
Rural Telephone Bank.....	-13	-8	10	405	410	397
Distance Learning and Telemedicine Program.....	7	147	113	744	883	890
Foreign Agricultural Service.....	.....	.....	.....	1,163	1,163	1,163
Department of Commerce:						
National Oceanic and Atmospheric Administration:						
Fisheries Finance.....	2	35	36	539	573	575
Fishing Vessel Obligations.....	.....	.....	.....	1	1	1
Department of Defense - Military Programs:						
Arms Initiative Loans.....	(**)	(**)	.....	(**)	(**)	(**)
Family Housing Improvement Loans.....	.....	63	64	778	841	841
Department of Education:						
College Housing and Academic Facilities Loans.....	.....	-7	.....	57	50	50
Federal Direct Student Loans.....	13,070	148,840	99,473	436,233	572,004	585,073
Teach Grant Loans.....	8	78	81	281	350	358
Temporary Student Loan Purchase Authority.....	.....	-50	-3,255	80,265	80,215	80,215
Federal Family Education Loans.....	.....	.....	.....	29,484	29,484	29,484
Department of Energy:						
Bonneville Power Administration Fund.....	45	310	370	2,943	3,208	3,253
Western Area Power Administration - Recovery Act.....	1	16	102	161	176	177
Department of Health and Human Services:						
Health Education Assistance Loans.....	.....	.....	.....	1	1	1
Consumer Operated and Oriented Plan.....	.....	150	.....	.....	150	150
Department of Homeland Security:						
National Flood Insurance Fund.....	.....	.....	-750	17,750	17,750	17,750
Disaster Assistance Loan Fund.....	.....	.....	.....	4	4	4
Department of Housing and Urban Development:						
Public and Indian Housing Programs:						
Low-Rent Public Housing - Loans and Other Expenses.....	.....	.....	.....	20	20	20
Housing Programs:						
Emergency Homeowners' Relief Fund.....	.....	.....	.....	23	23	23
Federal Housing Administration.....	.....	.....	.....	6,032	6,032	6,032
Green Retrofit Program for Multifamily Housing-Recovery Act.....	.....	.....	.....	15	15	15

**Table 6. Schedule C (Memorandum)-Federal Agency Borrowing Financed Through the Issue of Treasury Securities, March 2012 and Other Periods**

Classification	[\$ millions]					
	Transactions			Account Balances Current Fiscal Year		
	This Month	Fiscal Year to Date		Beginning of		Close of This Month
This Year		Prior Year	This Year	This Month		
<b>Borrowing from the Treasury:—Continued</b>						
Department of the Interior:						
Helium Fund .....	.....	.....	.....	224	224	224
Bureau of Reclamation Loan Fund .....	.....	.....	.....	36	36	36
Bureau of Indian Affairs .....	-1	-1	.....	7	7	5
Assistance to American Samoa Loan Fund .....	.....	.....	.....	10	10	10
Department of Labor:						
Black Lung Disability Trust Fund.....	.....	.....	.....	5,533	5,533	5,533
Department of State:						
Repatriation Loans.....	.....	(**)	(**)	3	3	3
Department of Transportation:						
Federal Aviation Administration:						
Aircraft Purchase Loan Guarantee Program .....	.....	(**)	.....	(**)	.....	.....
Federal Highway Administration:						
Transportation Infrastructure Finance and Innovation Fund.....	37	201	627	3,633	3,798	3,835
Federal Railroad Administration:						
Railroad Rehabilitation and Improvement Loan Fund .....	6	128	20	509	630	636
Other .....	.....	.....	.....	(**)	(**)	(**)
Maritime Administration:						
Ocean Freight Differential .....	.....	-95	-125	95	(**)	(**)
Maritime Guaranteed Loan (Title XI) Fund.....	.....	-35	.....	104	69	69
Department of Treasury:						
Departmental Offices:						
Community Development Financial Institutions Fund .....	3	3	.....	36	36	39
Housing and Economic Recovery Programs.....	7,457	60	-11,634	71,890	64,493	71,950
Temporary Credit and Liquidity Program .....	141	139	-616	14,852	14,849	14,990
Troubled Assets Insurance Financing Fund .....	.....	-60	.....	833	773	773
Troubled Asset Relief Program.....	2,508	-17,141	19,000	128,664	109,015	111,523
Small Business Lending Financing Fund .....	376	376	16,140	3,736	3,736	4,112
Federal Financing Bank Revolving Fund .....	2,445	5,036	-7,071	45,257	47,848	50,293
Department of Veterans Affairs:						
Veterans Housing Benefit Program Fund.....	-82	1,278	259	1,599	2,959	2,877
Native American Veteran Housing Fund.....	.....	11	27	74	85	85
Vocational Rehabilitation Loan Fund .....	.....	3	(**)	1	4	4
Corps of Engineers:						
Washington Aqueduct.....	(**)	-1	(**)	5	5	5
Environmental Protection Agency:						
Abatement, Control, and Compliance Loan Program .....	.....	.....	(**)	3	3	3
General Services Administration:						
Land Acquisition and Development Fund.....	.....	(**)	.....	(**)	.....	.....
International Assistance Program:						
International Security Assistance:						
Foreign Military Loan Program.....	.....	.....	.....	11	11	11
Military Debt Reduction.....	.....	.....	.....	32	32	32
Agency for International Development:						
International Debt Reduction .....	.....	.....	.....	478	478	478
Development Credit Authority Loan Fund .....	.....	.....	.....	(**)	(**)	(**)
Overseas Private Investment Corporation .....	34	217	187	1,828	2,010	2,044
International Monetary Programs.....	.....	.....	1,929	1,948	1,948	1,948
Small Business Administration:						
Business Loan Fund .....	-2,291	-2,287	-312	3,905	3,909	1,619
Disaster Loan Fund .....	-1,271	-919	-497	7,284	7,637	6,366
Independent Agencies:						
Export-Import Bank of the United States.....	434	3,528	381	8,279	11,373	11,807
Federal Communications Commission:						
Spectrum Auction Loan Fund .....	-18	-18	-40	50	50	33
National Credit Union Administration .....	.....	.....	.....	3,500	3,500	3,500
Presidio Trust Fund .....	.....	.....	.....	50	50	50
Railroad Retirement Board:						
Social Security Equivalent Benefit Account.....	309	1,828	1,929	3,484	5,003	5,312
Smithsonian Institution:						
John F. Kennedy Center Parking Facilities .....	.....	.....	.....	20	20	20
<b>Total Agency Borrowing from the Treasury</b>						
<b>Financed Through Treasury Securities Issued .....</b>	<b>22,917</b>	<b>144,180</b>	<b>117,311</b>	<b>937,923</b>	<b>1,059,186</b>	<b>1,082,103</b>

**Table 6. Schedule C (Memorandum)-Federal Agency Borrowing Financed Through the Issue of Treasury Securities, March 2012 and Other Periods**

Classification	[\$ millions]					
	This Month	Transactions		Account Balances Current Fiscal Year		
		Fiscal Year to Date		Beginning of		Close of This Month
		This Year	Prior Year	This Year	This Month	
<b>Borrowing from the Federal Financing Bank:</b>						
Department of Agriculture:						
Rural Utilities Service:						
Rural Electrification and Telecommunications Fund .....	319	1,945	934	34,178	35,804	36,123
Department of Defense - Military Programs:						
Department of the Navy .....	.....	.....	.....	1,624	1,624	1,624
Defense Agencies.....	.....	.....	.....	-1,624	-1,624	-1,624
Department of Education:						
Historically Black College and University Capital Financing Fund .....	15	33	27	778	797	811
Department of Energy:						
Title 17 Innovative Technology Loans.....	879	2,641	1,615	6,921	8,683	9,562
Department of Health and Human Services:						
Health Maintenance Organization Loan and Loan Guarantee Fund.....	.....	.....	.....	(**)	(**)	(**)
Department of Transportation:						
Railroad Rehabilitation and Improvement Loan Fund .....	(**)	(**)	(**)	1	1	1
Department of Veterans Affairs:						
Guaranteed Transitional Housing for Homeless Veterans .....	.....	(**)	(**)	5	5	5
General Services Administration:						
Federal Buildings Fund .....	-4	-37	-34	1,897	1,863	1,859
International Assistance Program:						
Foreign Military Financing Program .....	-18	-47	-63	294	265	247
Small Business Administration:						
Business Loan Fund .....	(**)	(**)	-1	1	(**)	(**)
Independent Agencies:						
National Credit Union Administration .....	.....	.....	-10,101	.....	.....	.....
Postal Service.....	951	-54	-344	13,000	11,995	12,946
<b>Total Borrowing from the Federal Financing Bank .....</b>	<b>2,142</b>	<b>4,479</b>	<b>-7,967</b>	<b>57,075</b>	<b>59,413</b>	<b>61,554</b>

Note: This table includes lending by the Federal Financing Bank accomplished by the purchase of agency financial assets, by the acquisition of agency debt securities, and by direct loans on behalf of an agency. The Federal Financing Bank borrows from Treasury and issues its own securities and in turn may loan these funds to agencies in lieu of agencies borrowing directly through Treasury or issuing their own securities.

... No Transactions

(\*\*) Less than \$500,000

Note: Details may not add to totals due to rounding.



This Page Left Blank Intentionally

---

**Table 6. Schedule D-Investments of Federal Government Accounts in Federal Securities, March 2012 and Other Periods**

Classification	[\$ millions]					
	Net Purchases or Sales (-)			Securities Held as Investments Current Fiscal Year		
	This Month	Fiscal Year to Date		Beginning of		Close of This Month
This Year		Prior Year	This Year	This Month		
<b>Federal Funds:</b>						
Department of Agriculture .....	.....	.....	4	134	134	134
Department of Commerce .....	-3	.....	.....	.....	3	.....
Department of Defense-Military Programs:						
Defense Cooperation Account .....	.....	.....	(**)	8	8	8
Department of Energy .....	-27	410	341	53,274	53,710	53,684
Department of Health and Human Services .....	(**)	3	3	2,093	2,096	2,096
Department of Housing and Urban Development:						
Housing Programs:						
Federal Housing Administration Fund .....	348	2,398	3,157	4,161	6,210	6,558
Government National Mortgage Association:						
Guarantees of Mortgage-Backed Securities .....	-22	26	-35	2,134	2,181	2,160
Department of the Interior .....	-22	551	-74	6,808	7,381	7,359
Department of Labor .....	-395	-92	-45	15,793	16,096	15,702
Department of Transportation .....	41	137	129	1,675	1,771	1,812
Department of the Treasury .....	-9	-60	2,305	24,799	24,748	24,739
Department of Veterans Affairs:						
Veterans Reopened Insurance Fund .....	-4	-12	-12	281	273	269
Servicemen's Group Life Insurance Fund .....	.....	(**)	(**)	1	1	1
Other Defense Civil Programs:						
Uniformed Services Retiree Health Care Fund .....	-128	14,007	17,623	161,741	175,876	175,748
Office of Personnel Management:						
Postal Service Contributions .....	.....	821	783	43,708	44,528	44,528
Independent Agencies:						
Federal Deposit Insurance Corporation:						
Deposit Insurance Fund .....	-463	-3,473	1,646	42,227	39,218	38,754
FSLIC Resolution Fund .....	(**)	47	10	3,374	3,422	3,422
Federal Housing Finance Agency .....	-17	-1	18	78	94	77
National Credit Union Administration .....	1	-1,905	1,112	15,075	13,168	13,169
Postal Service .....	(**)	-758	-192	1,815	1,057	1,057
Tennessee Valley Authority .....	(**)	(**)	400	25	25	25
Other .....	-1	166	260	14,849	15,016	15,015
Other .....	-121	611	395	8,083	8,815	8,694
Total Treasury Securities .....	-822	12,875	27,828	402,135	415,832	415,010
<b>Total Federal Funds .....</b>	<b>-822</b>	<b>12,875</b>	<b>27,828</b>	<b>402,135</b>	<b>415,832</b>	<b>415,010</b>
<b>Trust Funds:</b>						
Legislative Branch:						
Library of Congress .....	(**)	(**)	5	40	40	40
United States Tax Court .....	.....	(**)	(**)	11	11	11
Other .....	-2	5	(**)	33	40	38
Judicial Branch:						
Judicial Retirement Funds .....	-5	72	-17	918	995	990
Department of Agriculture .....	.....	.....	-12	.....	.....	.....
Department of Defense-Military Programs:						
Voluntary Separation Incentive Fund .....	-7	25	26	358	390	383
Other .....	-2	-10	-9	859	850	848
Department of Health and Human Services:						
Federal Hospital Insurance Trust Fund .....	-10,528	-16,313	-19,509	245,939	240,155	229,627
Federal Supplementary Medical Insurance Trust						
Fund .....	-7,570	3,482	6,359	70,446	81,498	73,928
Other .....	-20	13	100	3,137	3,170	3,150

**Table 6. Schedule D-Investments of Federal Government Accounts in Federal Securities, March 2012 and Other Periods**  
 [\$ millions]

Classification	Net Purchases or Sales (-)			Securities Held as Investments Current Fiscal Year		
	This Month	Fiscal Year to Date		Beginning of		Close of This Month
		This Year	Prior Year	This Year	This Month	
<b>Trust Funds:—Continued</b>						
Department of Homeland Security.....	-24	166	280	4,108	4,298	4,274
Department of the Interior.....	-10	-18	-5	58	50	40
Department of Labor:						
Unemployment Trust Fund.....	-2,554	-4,876	-6,559	16,030	13,708	11,155
Other.....	17	-3	-4	62	42	59
Department of State:						
Foreign Service Retirement and Disability Fund.....	-49	136	197	16,397	16,582	16,533
Other.....	2	-1	-2	36	33	35
Department of Transportation:						
Airport and Airway Trust Fund.....	-175	618	1,418	8,641	9,434	9,259
Highway Trust Fund.....	-215	-601	-703	16,302	15,915	15,700
Department of Treasury.....	393	146	21	1,239	992	1,386
Department of Veterans Affairs:						
General Post Fund, National Homes.....		-19	7	81	63	63
National Service Life Insurance.....	-90	-304	-282	7,541	7,327	7,237
United States Government Life Insurance Fund.....	(**)	-2	-2	17	15	15
Veterans Special Life Insurance Fund.....	-14	-10	-4	1,981	1,985	1,972
Corps of Engineers.....	77	350	818	6,377	6,650	6,727
Other Defense Civil Programs:						
Military Retirement Fund.....	-5,583	51,917	50,925	326,040	383,540	377,957
Other.....	-31	-101	-55	2,171	2,101	2,070
Environmental Protection Agency.....	-80	559	119	6,959	7,599	7,518
National Aeronautics and Space Administration.....	(**)	(**)	(**)	15	15	15
Office of Personnel Management:						
Civil Service Retirement and Disability Fund:						
Treasury Securities.....	-3,533	-4,067	-3,511	803,813	803,278	799,746
Employees Life Insurance Fund.....	50	906	986	39,678	40,533	40,583
Employees and Retired Employees Health Benefits Fund.....	580	1,039	1,096	19,194	19,653	20,233
Social Security Administration:						
Federal Old-Age and Survivors Insurance Trust						
Fund.....	1,853	41,067	34,429	2,492,531	2,531,745	2,533,599
Federal Disability Insurance Trust Fund.....	-2,292	-15,293	-14,165	161,965	148,965	146,673
Independent Agencies:						
Harry S. Truman Memorial Scholarship Trust Fund.....	(**)	-9	-3	48	38	38
Japan-United States Friendship Commission.....		(**)		39	38	38
Railroad Retirement Board:						
Treasury Securities.....	20	-165	-293	2,157	1,972	1,992
Agency Securities.....			3	6	6	6
Other.....	-22	232	51	946	1,199	1,177
Total Treasury Securities.....	-29,813	58,941	51,701	4,256,166	4,344,921	4,315,108
Total Agency Securities.....			3	6	6	6
<b>Total Trust Funds.....</b>	<b>-29,813</b>	<b>58,941</b>	<b>51,704</b>	<b>4,256,172</b>	<b>4,344,927</b>	<b>4,315,114</b>
<b>Grand Total.....</b>	<b>-30,636</b>	<b>71,816</b>	<b>79,533</b>	<b>4,658,307</b>	<b>4,760,759</b>	<b>4,730,124</b>

... No Transactions  
 (\*\*) Less than \$500,000

Note: Investments are in Treasury securities unless otherwise noted.  
 Note: Details may not add to totals due to rounding.

**Table 6. Schedule E-Net Activity, Guaranteed and Direct Loan Financing, March 2012 and Other Periods**

Classification	[\$ millions]					
	Net Transactions (-) denotes net reduction of assets accounts			Account Balances Current Fiscal Year		
	This Month	Fiscal Year to Date		Beginning of		Close of This Month
This Year		Prior Year	This Year	This Month		
<b>Guaranteed Loan Financing Activity:</b>						
Department of Agriculture:						
Farm Service Agency:						
Commodity Credit Corporation Export Fund .....	-8	-33	155	524	499	491
Agricultural Credit Insurance Fund.....	-1	4	-5	-285	-280	-281
Rural Housing Service:						
Rural Community Facility Loans .....	5	3	-1	-56	-59	-54
Rural Housing Insurance Fund .....	16	-12	-98	-2,022	-2,051	-2,035
Rural Business-Cooperative Service:						
Rural Business and Industry Loans .....	7	40	13	-323	-290	-283
Renewable Energy Guaranteed Loan Account .....	(**)	-4	-1	-15	-19	-19
Biorefinery Assistance Loan Account.....	(**)	13	.....	-63	-50	-50
Rural Utilities Service:						
Rural Water and Waste Disposal Fund.....	(**)	(**)	(**)	-24	-24	-24
Department of Commerce:						
General Administration:						
Emergency Oil, Gas, and Steel Account.....	.....	.....	.....	5	5	5
National Oceanic and Atmospheric Administration:						
Fishing Vessel Obligations.....	.....	(**)	(**)	1	1	1
Department of Defense-Military Programs .....	.....	.....	(**)	-17	-17	-17
Department of Education:						
Office of Student Financial Assistance:						
Federal Family Education Loans.....	27	-1,278	-1,346	15,755	14,450	14,477
Department of Energy:						
Title 17 Innovative Technology Loans.....	-19	-37	-14	-77	-94	-113
Department of Health and Human Services:						
Health Resources and Services Administration:						
Health Center Loans.....	(**)	(**)	(**)	-3	-3	-3
Health Education Assistance Loans.....	1	6	4	-72	-67	-66
Department of Housing and Urban Development:						
Public and Indian Housing Programs:						
Indian Housing Loans .....	(**)	-2	2	-29	-32	-31
Native Hawaiian Housing Loans .....	(**)	(**)	(**)	-7	-7	-7
Community Planning and Development:						
Community Development Loans.....	(**)	-2	(**)	-90	-92	-92
Housing Programs:						
FHA-Mutual Mortgage Insurance Loans .....	1,281	3,756	4,992	-25,467	-22,992	-21,711
FHA-General and Special Risk Fund .....	132	555	542	-7,140	-6,717	-6,585
Home Ownership Preservation Entity Fund .....	(**)	(**)	-4	-19	-19	-19
Government National Mortgage Association:						
Guarantees of Mortgaged-Backed Securities .....	-2	746	650	5,698	6,447	6,445

**Table 6. Schedule E-Net Activity, Guaranteed and Direct Loan Financing, March 2012 and Other Periods**

Classification	[\$ millions]					
	Net Transactions (-) denotes net reduction of assets accounts			Account Balances Current Fiscal Year		
	This Month	Fiscal Year to Date		Beginning of		Close of This Month
This Year		Prior Year	This Year	This Month		
<b>Guaranteed Loan Financing Activity:—Continued</b>						
Department of the Interior:						
Bureau of Indian Affairs .....	(**)	22	-3	-69	-47	-47
Department of Transportation:						
Office of the Secretary:						
Minority Business Resource Center Fund .....	(**)	(**)	(**)	(**)	(**)	(**)
Federal Highway Administration:						
Transportation Infrastructure Finance and Innovation Fund .....				(**)	(**)	(**)
Maritime Administration:						
Maritime Guaranteed Loan (Title XI) Fund .....	-51	-108	2	-93	-150	-200
Department of the Treasury:						
Departmental Offices:						
Air Transportation Stabilization Fund .....				(**)	(**)	(**)
Troubled Assets Insurance Financing Fund .....	-36	-36	-2,316	773	773	737
Troubled Asset Relief Program .....	(**)	(**)		-1	-1	-1
Department of Veterans Affairs:						
Veterans Benefits Administration:						
Veterans Housing Benefit Program Fund .....	-671	-658	-1,110	-3,492	-3,480	-4,150
Guaranteed Transitional Housing Loans for Homeless Veterans .....	(**)	(**)	(**)	(**)	(**)	(**)
International Assistance Program:						
Agency for International Development:						
Loan Guarantees to Israel .....				-1,972	-1,972	-1,972
Urban and Environmental Credit Guaranteed Loans .....	(**)	1	1	-74	-73	-74
Microenterprise and Small Enterprise Development .....		(**)	(**)		(**)	(**)
Development Credit Authority Loan Fund .....	-3	-3	-7	-37	-38	-41
Loan Guarantees to Egypt .....				-201	-201	-201
Overseas Private Investment Corporation .....	-38	-79	-16	-83	-125	-163
Small Business Administration:						
Business Loan Fund .....	-1,493	-1,180	-3,530	-1,824	-1,510	-3,004
Independent Agencies:						
Export-Import Bank of the United States .....	380	232	-126	-1,310	-1,458	-1,077
<b>Net Activity, Guaranteed Loan Financing .....</b>	<b>-472</b>	<b>1,945</b>	<b>-2,218</b>	<b>-22,110</b>	<b>-19,693</b>	<b>-20,166</b>

**Table 6. Schedule E-Net Activity, Guaranteed and Direct Loan Financing, March 2012 and Other Periods**

[\$ millions]

Classification	Net Transactions (-) denotes net reduction of assets accounts			Account Balances Current Fiscal Year		
	This Month	Fiscal Year to Date		Beginning of		Close of This Month
		This Year	Prior Year	This Year	This Month	
<b>Direct Loan Financing Activity:</b>						
Department of Agriculture:						
Farm Service Agency:						
Agricultural Credit Insurance Fund.....	56	-183	-158	6,780	6,541	6,597
Farm Storage Facility Loans .....	-3	39	94	683	725	722
Apple Loans Fund.....	.....	(**)	(**)	(**)	(**)	(**)
Emergency Boll Weevil Loan Fund .....	.....	.....	(**)	-1	-1	-1
Natural Resources Conservation Service:						
Agricultural Resource Conservation Demonstration Program .....	.....	.....	.....	(**)	(**)	(**)
Rural Housing Service:						
Rural Community Facility Loans Fund .....	34	146	236	3,387	3,499	3,533
Rural Housing Insurance Fund .....	-29	-93	18	15,307	15,244	15,214
Multifamily Housing Revitalization Loan Account .....	2	16	25	159	172	174
Rural Business-Cooperative Service:						
Rural Business and Industry Loan Fund .....	(**)	-2	-1	15	13	13
Rural Development Loan Fund .....	-2	-9	-8	297	290	289
Rural Economic Development Loan Fund.....	3	4	3	100	101	104
Rural Microenterprise Investment Loans.....	(**)	2	2	7	9	10
Rural Utilities Service:						
Rural Water and Waste Disposal Loans .....	-4	14	257	9,283	9,301	9,297
Rural Electrification and Telecommunications Fund .....	143	1,197	830	42,218	43,272	43,415
Rural Telephone Bank .....	-4	-24	-20	393	373	369
Distance Learning and Telemedicine Program .....	27	142	62	714	829	856
Rural Development Insurance Fund .....	.....	.....	.....	1,065	1,065	1,065
Foreign Agricultural Service:						
P.L. 480 Direct Loan Fund .....	-4	-76	-79	917	845	841
International Debt Reduction .....	-21	-25	-4	28	24	3
Department of Commerce:						
National Oceanic and Atmospheric Administration:						
Fisheries Finance .....	-5	2	3	539	546	541
Department of Defense-Military Programs .....						
Department of Education:	-3	43	27	778	825	821
Office of Postsecondary Education:						
College Housing and Academic Facilities Loans.....	(**)	(**)	(**)	7	7	7
Historically Black College and University Capital Financing Fund.....	15	33	27	437	455	470
Office of Student Financial Assistance:						
Federal Direct Student Loans .....	6,275	72,369	67,133	374,758	440,852	447,127
Teach Grant Loans .....	11	61	68	253	303	314
Temporary Student Loan Purchase Authority .....	-749	-4,603	-1,795	118,457	114,603	113,854
Department of Energy:						
Advanced Technology Vehicles Manufacturing Loans.....	1,421	1,858	615	3,359	3,797	5,218
Title 17 Innovative Technology Loans.....	-96	767	331	1,700	2,563	2,467
Department of Health and Human Services:						
Consumer Operated and Oriented Plan.....	1	7	.....	.....	6	7
Department of Homeland Security:						
Disaster Assistance Loan Fund .....	-1	-5	-10	-11	-16	-17
Department of Housing and Urban Development:						
Housing Programs:						
Emergency Homeowners' Relief Fund.....	(**)	(**)	.....	(**)	(**)	1
FHA-Mutual Mortgage Insurance Loans .....	(**)	(**)	(**)	-5	-5	-5
FHA-General and Special Risk Fund .....	.....	.....	.....	(**)	(**)	(**)
Green Retrofit Program for Multifamily Housing Fund.....	-1	-2	5	15	13	13

**Table 6. Schedule E-Net Activity, Guaranteed and Direct Loan Financing, March 2012 and Other Periods**

Classification	[\$ millions]					
	Net Transactions (-) denotes net reduction of assets accounts			Account Balances Current Fiscal Year		
	This Month	Fiscal Year to Date		Beginning of		Close of
	This Year	Prior Year	This Year	This Month	This Month	
<b>Direct Loan Financing Activity:—Continued</b>						
Department of the Interior:						
Bureau of Reclamation .....	(**)	(**)	.....	18	18	18
Bureau of Indian Affairs .....	(**)	1	(**)	3	5	5
Assistance to American Samoa Loan Fund .....	.....	.....	.....	10	10	10
Department of State:						
Administration of Foreign Affairs:						
Repatriation Loans .....	(**)	-1	(**)	-9	-9	-9
Department of Transportation:						
Federal Highway Administration:						
Transportation Infrastructure Finance and Innovation Fund .....	37	160	606	3,600	3,724	3,761
Federal Railroad Administration:						
Railroad Rehabilitation and Improvement Loan Fund .....	-35	78	3	491	605	570
Department of the Treasury:						
Departmental Offices:						
Community Development Financial Institutions Fund .....	3	(**)	-3	36	33	36
GSE Mortgage-Backed Securities Purchase Program .....	-3,272	-64,189	-30,038	69,107	8,190	4,918
Temporary Credit and Liquidity Program .....	-236	-384	-2,001	14,338	14,189	13,954
Troubled Asset Relief Program .....	-35,676	-38,451	-42,296	103,363	100,587	64,912
Small Business Lending Program .....	372	326	.....	3,736	3,690	4,062
Financial Management Service .....	.....	.....	.....	(**)	(**)	(**)
Department of Veterans Affairs:						
Veterans Benefits Administration:						
Veterans Housing Benefit Program Fund .....	-681	-824	-3	1,423	1,281	599
Native American Veteran Housing Fund .....	-8	-8	1	65	64	57
Vocational Rehabilitation Loan Fund .....	(**)	(**)	(**)	1	1	1
Environmental Protection Agency:						
Abatement, Control, and Compliance Loan Program .....	.....	-1	-1	2	1	1
International Assistance Program:						
International Security Assistance:						
Foreign Military Loan Program .....	.....	.....	.....	11	11	11
Military Debt Reduction .....	.....	.....	.....	32	32	32
Agency for International Development:						
International Debt Reduction .....	(**)	-17	-53	141	124	124
Microenterprise and Small Enterprise Development .....	.....	.....	(**)	.....	.....	.....
Overseas Private Investment Corporation .....	-3	84	94	1,369	1,456	1,453
International Monetary Programs .....	.....	-3	-184	-29	-32	-32
Small Business Administration:						
Business Loan Fund .....	-3	2	-3	98	102	99
Disaster Loan Fund .....	-193	-311	-470	6,163	6,045	5,852
Independent Agencies:						
Export-Import Bank of the United States .....	4	2,906	629	6,800	9,702	9,707
Federal Communications Commission:						
Spectrum Auction Loan Fund .....	-18	-18	-40	13	13	-4
<b>Net Activity, Direct Loan Financing .....</b>	<b>-32,644</b>	<b>-28,971</b>	<b>-6,102</b>	<b>792,423</b>	<b>796,096</b>	<b>763,452</b>

Note: Federal credit programs provide benefits to the public in the form of direct loans and loan guarantees. This table reflects cash transactions and balances of the nonbudgetary financing fund accounts that result from the disbursement of loans, collection of fees, repayment of principle, sale of collateral, interest, and subsidy received from the credit program accounts at net present value in accordance with the Credit Reform Act of 1990. Unreimbursed costs such as administrative expenses and subsidy payments are reported on a cash basis and included within each program's budgetary totals in Table 5.

... No Transactions

(\*\*) Less than \$500,000

Note: Details may not add to totals due to rounding.

**Table 7. Receipts and Outlays of the U.S. Government by Month, Fiscal Year 2012**

[\$ millions]

Classification	Oct.	Nov.	Dec.	Jan.	Feb.	March	April	May	June	July	Aug.	Sept.	Fiscal Year to Date	Comparable Period Prior F.Y.
<b>Receipts:</b>														
Individual Income Taxes .....	86,747	70,671	112,952	133,424	21,460	58,890							484,143	475,598
Corporation Income Taxes.....	2,466	1,637	51,510	4,549	405	23,970							84,537	55,081
Social Insurance And Retirement Receipts:														
Employment and General Retirement.....	54,528	58,501	54,691	74,823	60,552	69,262							372,358	371,388
Unemployment Insurance.....	2,745	4,878	3,711	4,169	3,924	636							20,062	16,053
Other Retirement.....	293	347	318	290	290	346							1,884	2,016
Excise Taxes .....	4,870	6,708	6,220	5,771	4,907	6,303							34,779	33,032
Estate and Gift Taxes .....	1,021	967	1,003	947	1,278	941							6,157	175
Customs Duties .....	2,844	2,626	2,217	2,268	2,339	2,270							14,564	14,119
Miscellaneous Receipts.....	7,558	6,067	7,341	8,079	8,260	8,597							45,901	52,434
<b>Total-Receipts This Year.....</b>	<b>163,072</b>	<b>152,402</b>	<b>239,963</b>	<b>234,319</b>	<b>103,413</b>	<b>171,215</b>							<b>1,064,384</b>	<b>.....</b>
(On-Budget).....	<b>123,769</b>	<b>110,346</b>	<b>201,911</b>	<b>178,871</b>	<b>57,954</b>	<b>119,308</b>							<b>792,160</b>	<b>.....</b>
(Off-Budget).....	<b>39,303</b>	<b>42,056</b>	<b>38,052</b>	<b>55,448</b>	<b>45,459</b>	<b>51,906</b>							<b>272,225</b>	<b>.....</b>
<i>Total-Receipts Prior Year .....</i>	<i>145,951</i>	<i>148,970</i>	<i>236,875</i>	<i>226,550</i>	<i>110,656</i>	<i>150,894</i>							<i>.....</i>	<i>1,019,896</i>
(On Budget).....	<i>99,702</i>	<i>99,222</i>	<i>197,098</i>	<i>171,448</i>	<i>67,556</i>	<i>105,897</i>							<i>.....</i>	<i>740,923</i>
(Off Budget).....	<i>46,249</i>	<i>49,748</i>	<i>39,778</i>	<i>55,102</i>	<i>43,100</i>	<i>44,997</i>							<i>.....</i>	<i>278,974</i>
<b>Outlays:</b>														
Legislative Branch .....	413	394	384	366	368	378							2,303	2,366
Judicial Branch .....	580	556	567	572	561	743							3,579	3,460
Department of Agriculture:														
Commodity Credit Corporation and														
Foreign Agricultural Service.....	6,315	2,060	1,051	466	-98	-327							9,467	11,020
Other .....	11,687	9,037	12,928	13,031	10,782	10,879							68,343	64,310
Department of Commerce.....	899	931	940	811	989	938							5,509	5,223
Department of Defense:														
Military Programs:														
Military Personnel .....	23,231	12,034	16,032	6,560	11,675	16,228							85,760	85,344
Operation and Maintenance.....	20,458	22,764	24,608	21,799	23,410	25,789							138,828	139,489
International Reconstruction and Other Assistance .....	(**)	(**)	(**)	(**)	(**)	(**)							(**)	1
Procurement.....	8,811	9,794	10,749	12,997	11,182	12,237							65,771	67,860
Research, Development, Test, and Evaluation.....	3,890	5,992	7,339	4,371	5,167	7,904							34,664	36,748
Military Construction .....	1,351	1,491	1,431	1,154	1,145	1,265							7,837	10,317
Family Housing.....	168	195	222	131	221	197							1,134	1,628
Revolving and Management Funds .....	-191	724	1,243	299	-491	306							1,889	1,497
Other .....	336	139	-541	110	-216	-271							-443	-347
<b>Total Military Programs.....</b>	<b>58,055</b>	<b>53,132</b>	<b>61,084</b>	<b>47,420</b>	<b>52,093</b>	<b>63,656</b>							<b>335,440</b>	<b>342,537</b>
Department of Education.....	4,075	6,628	6,438	367	10,108	7,279							34,895	53,872
Department of Energy.....	2,983	2,835	3,233	2,593	2,677	2,367							16,688	17,208
Department of Health and Human Services:														
National Institutes of Health.....														
Centers for Medicare And Medicaid Services:														
Grants to States for Medicaid .....	19,652	20,881	20,756	17,885	19,908	22,108							121,190	144,990
Federal Hospital Ins. Trust Fund.....	15,174	20,989	20,347	20,018	21,926	28,285							126,739	122,530
Federal Supp. Med. Ins. Trust Fund .....	14,529	24,843	23,995	21,859	23,496	33,874							142,595	138,788
Other .....	15,934	20,414	20,102	21,167	19,094	22,064							118,775	120,317
Administration for Children and Families.....	4,005	4,347	4,418	3,785	4,021	4,538							25,115	28,488
Other .....	-18,722	-22,213	-21,996	-23,894	-20,455	-24,204							-131,484	-133,926
Department of Homeland Security.....	5,002	4,578	4,754	3,397	3,236	4,244							25,211	22,081
Department of Housing and Urban Development .....	3,921	4,090	4,180	3,626	3,867	3,698							23,381	24,862
Department of the Interior .....	1,019	1,213	1,013	940	995	1,017							6,197	6,411
Department of Justice.....	3,049	2,562	2,587	2,463	2,379	2,267							15,306	15,405
Department of Labor:														
Unemployment Trust Fund .....	7,779	8,791	8,432	9,754	8,852	8,787							52,395	65,447
Other .....	-690	1,359	1,510	567	675	365							3,786	6,661
Department of State.....	2,233	2,550	2,798	1,798	1,408	1,774							12,560	12,304
Department of Transportation:														
Highway Trust Fund.....	3,811	3,329	3,430	2,202	2,291	2,398							17,461	15,614
Other .....	3,482	3,205	3,491	2,695	2,605	2,948							18,427	20,667
Department of the Treasury:														
Interest on Treasury Debt Securities (Gross).....	27,771	21,709	98,114	21,106	17,414	24,683							210,798	215,582
Other .....	5,188	3,155	13,434	4,163	51,600	32,860							110,400	104,027



**Table 7. Receipts and Outlays of the U.S. Government by Month, Fiscal Year 2012**

[\$ millions]

Classification	Oct.	Nov.	Dec.	Jan.	Feb.	March	April	May	June	July	Aug.	Sept.	Fiscal Year to Date	Comparable Period Prior F.Y.
<b>Outlays—Continued</b>														
Department of Veterans Affairs:														
Compensation And Pensions.....	585	4,541	8,808	501	4,792	9,312							28,539	25,852
National Service Life.....	72	75	81	84	88	95							495	498
Other .....	5,332	5,369	5,639	5,147	5,355	8,713							35,555	34,387
Corps of Engineers.....	755	719	844	580	541	682							4,121	5,452
Other Defense Civil Programs .....	-696	4,829	9,356	1,049	5,265	8,706							28,508	26,562
Environmental Protection.....	549	948	927	910	766	894							4,995	5,886
Executive Office of the President.....	34	27	31	29	32	38							190	263
General Services Administration.....	112	66	277	-5	61	160							672	874
International Assistance Program:														
International Security Assistance .....	444	365	1,802	2,720	295	567							6,193	5,368
Multilateral Assistance .....	460	100	5	21	6	491							1,083	1,044
Agency for International Development.....	360	618	269	395	703	362							2,707	1,981
Other .....	-43	1,418	304	-50	282	-418							1,493	-481
National Aeronautics and Space Administration .....	1,168	1,523	1,734	975	1,278	1,350							8,026	8,700
National Science Foundation.....	610	537	569	564	513	574							3,367	3,260
Office of Personnel Management .....	6,972	6,043	5,964	6,946	6,524	6,474							38,922	37,225
Small Business Administration.....	113	103	95	101	82	1,888							2,382	5,502
Social Security Administration:														
Federal Old-Age and Survivors Ins.														
Trust Fund (Off-Budget).....	50,352	50,408	51,017	52,298	52,913	53,154							310,142	295,326
Federal Disability Ins. Trust														
Fund (Off-Budget).....	10,980	10,887	11,164	11,534	11,628	11,822							68,014	64,530
Other .....	156	4,204	8,178	584	3,806	8,356							25,284	24,347
Independent Agencies:														
Fed. Deposit Ins. Corp:														
Deposit Insurance Fund.....	804	-1,058	1,105	1,120	1,039	461							3,470	-1,653
FSLIC Resolution Fund.....	-7	-2	51	(**)	-44	(**)							-2	-17
Postal Service:														
Off-Budget:														
Public Enterprise Funds.....	745	-776	290	-735	-122	890							292	-152
Other .....	34	20	.....	202	.....	.....							256	135
Other .....	.....	.....	76	.....	-2	.....							74	101
Tennessee Valley Authority .....	-356	422	186	295	29	-218							357	7
Other Independent Agencies .....	6,632	921	3,390	2,361	1,736	1,552							16,592	-215
Undistributed Offsetting Receipts:														
Employer Share, Employee Retirement.....	-21,363	-5,519	-6,635	-5,420	-5,398	-5,703							-50,039	-47,542
Interest Received by Trust Funds .....	-3,615	-511	-80,226	-1,058	157	-1,214							-86,467	-92,134
Rents and Royalties on Outer														
Continental Shelf Lands.....	-370	-636	3	-1,178	-630	-176							-2,987	-2,882
Other .....	.....	.....	.....	.....	.....	(**)							(**)	.....
<b>Totals This Year:</b>														
<b>Total Outlays.....</b>	<b>261,539</b>	<b>289,704</b>	<b>325,930</b>	<b>261,731</b>	<b>335,096</b>	<b>369,373</b>							<b>1,843,372</b>	<b>.....</b>
(On-Budget).....	<b>214,770</b>	<b>238,285</b>	<b>328,868</b>	<b>217,658</b>	<b>281,062</b>	<b>315,495</b>							<b>1,596,138</b>	<b>.....</b>
(Off-Budget).....	<b>46,768</b>	<b>51,419</b>	<b>-2,939</b>	<b>44,073</b>	<b>54,034</b>	<b>53,878</b>							<b>247,234</b>	<b>.....</b>
<b>Total-Surplus (+) or Deficit (-) .....</b>	<b>-98,466</b>	<b>-137,302</b>	<b>-85,967</b>	<b>-27,412</b>	<b>-231,683</b>	<b>-198,158</b>							<b>-778,988</b>	<b>.....</b>
(On-Budget).....	<b>-91,001</b>	<b>-127,939</b>	<b>-126,957</b>	<b>-38,787</b>	<b>-223,108</b>	<b>-196,186</b>							<b>-803,978</b>	<b>.....</b>
(Off-Budget).....	<b>-7,465</b>	<b>-9,363</b>	<b>+40,991</b>	<b>+11,375</b>	<b>-8,575</b>	<b>-1,971</b>							<b>+24,990</b>	<b>.....</b>
<b>Total Borrowing from the Public .....</b>	<b>132,149</b>	<b>134,758</b>	<b>59,058</b>	<b>124,724</b>	<b>150,351</b>	<b>123,237</b>							<b>724,278</b>	<b>628,096</b>
<b>Total Outlays Prior Year .....</b>	<b>286,384</b>	<b>299,364</b>	<b>315,009</b>	<b>276,346</b>	<b>333,163</b>	<b>339,048</b>							<b>.....</b>	<b>1,849,315</b>
(On-Budget).....	<b>232,255</b>	<b>241,169</b>	<b>314,504</b>	<b>230,966</b>	<b>282,276</b>	<b>289,979</b>							<b>.....</b>	<b>1,591,149</b>
(Off-Budget).....	<b>54,128</b>	<b>58,195</b>	<b>505</b>	<b>45,380</b>	<b>50,887</b>	<b>49,070</b>							<b>.....</b>	<b>258,165</b>
<b>Total-Surplus (+) or Deficit (-) Prior Year .....</b>	<b>-140,432</b>	<b>-150,394</b>	<b>-78,134</b>	<b>-49,796</b>	<b>-222,507</b>	<b>-188,154</b>							<b>.....</b>	<b>-829,418</b>
(On-Budget).....	<b>-132,553</b>	<b>-141,947</b>	<b>-117,406</b>	<b>-59,518</b>	<b>-214,721</b>	<b>-184,082</b>							<b>.....</b>	<b>-850,226</b>
(Off-Budget).....	<b>-7,879</b>	<b>-8,447</b>	<b>+39,272</b>	<b>+9,722</b>	<b>-7,787</b>	<b>-4,072</b>							<b>.....</b>	<b>+20,808</b>

... No Transactions  
 (\*\*) Less than \$500,000

Note: Details may not add to totals due to rounding.

**Table 8. Trust Fund Impact on Budget Results and Investment Holdings as of March 31, 2012**

Classification	[\$ millions]								
	This Month			Fiscal Year to Date			Securities Held as Investments Current Fiscal Year		
	Receipts	Outlays	Excess	Receipts	Outlays	Excess	Beginning of This Year	Close of This Month	Close of This Month
<b>Trust Receipts, Outlays, and Investments Held:</b>									
Airport and Airway .....	1,034	1,242	-208	5,684	6,035	-351	8,641	9,434	9,259
Black Lung Disability.....	59	23	36	304	135	169	.....	.....	.....
Federal Disability Insurance.....	9,317	11,822	-2,505	52,582	68,014	-15,432	161,965	148,965	146,673
Federal Employees Life and Health.....	.....	-630	630	.....	-1,937	1,937	58,872	60,186	60,816
Federal Employees Retirement .....	2,687	6,275	-3,588	33,029	36,902	-3,873	821,138	820,866	817,279
Federal Hospital Insurance .....	18,368	28,410	-10,042	111,543	127,499	-15,956	245,939	240,155	229,627
Federal Old-Age and Survivors Insurance .....	54,577	53,154	1,424	351,111	310,142	40,969	2,492,531	2,531,745	2,533,599
Federal Supplementary Medical Insurance.....	26,276	33,874	-7,598	143,988	142,595	1,393	70,446	81,498	73,928
Hazardous Substance Superfund.....	4	133	-129	1,120	672	448	3,509	4,099	4,012
Highways.....	3,137	2,982	154	18,871	21,770	-2,899	16,302	15,915	15,700
Military Advances.....	3,615	3,010	605	12,630	13,140	-511	.....	.....	.....
Military Retirement.....	2,709	8,487	-5,777	85,537	26,259	59,278	326,040	383,540	377,957
Railroad Retirement.....	1,387	1,160	227	4,828	6,552	-1,725	2,163	1,978	1,998
Unemployment .....	29,665	8,796	20,869	69,457	52,448	17,009	16,030	13,708	11,155
Veterans Life Insurance.....	10	117	-108	229	548	-319	9,539	9,327	9,223
All Other Trust .....	596	263	332	3,315	2,608	707	23,056	23,509	23,888
<b>Total Trust Fund Receipts and Outlays and Investments Held from Table 6-D.....</b>	<b>153,441</b>	<b>159,117</b>	<b>-5,676</b>	<b>894,227</b>	<b>813,381</b>	<b>80,845</b>	<b>4,256,172</b>	<b>4,344,927</b>	<b>4,315,114</b>
Less: Interfund Transactions.....	78,477	78,477	.....	472,289	472,289	.....	.....	.....	.....
Trust Fund Receipts and Outlays on the Basis of Tables 4 & 5 .....	74,964	80,640	-5,676	421,937	341,092	80,845			
<b>Total Federal Fund Receipts and Outlays.....</b>	<b>96,312</b>	<b>288,793</b>	<b>-192,482</b>	<b>642,866</b>	<b>1,502,699</b>	<b>-859,833</b>			
Less: Interfund Transactions.....	61	61	.....	419	419	.....			
Federal Fund Receipts and Outlays on the Basis of Table 4 & 5.....	96,251	288,733	-192,482	642,447	1,502,280	-859,833			
<b>Net Budget Receipts &amp; Outlays .....</b>	<b>171,215</b>	<b>369,373</b>	<b>-198,158</b>	<b>1,064,384</b>	<b>1,843,372</b>	<b>-778,988</b>			

Note: Interfund receipts and outlays are transactions between Federal funds and trust funds such as Federal payments and contributions, and interest and profits on investments in Federal securities. They have no net effect on overall budget receipts and outlays since the receipt side of such transactions is offset against budget outlays. In this table, interfund receipts are shown as an adjustment to arrive at total receipts and outlays of trust funds respectively.

... No Transactions

Note: Details may not add to totals due to rounding.

**Table 9. Summary of Receipts by Source, and Outlays by Function of the U.S. Government, March 2012 and Other Periods**

Classification	[\$ millions]		
	This Month	Fiscal Year to Date	Comparable Period Prior Fiscal Year
<b>Receipts</b>			
Individual Income Taxes .....	58,890	484,143	475,598
Corporation Income Taxes.....	23,970	84,537	55,081
<b>Social Insurance and Retirement Receipts:</b>			
Employment and General Retirement.....	69,262	372,358	371,388
Unemployment Insurance.....	636	20,062	16,053
Other Retirement .....	346	1,884	2,016
Excise Taxes .....	6,303	34,779	33,032
Estate and Gift Taxes .....	941	6,157	175
Customs Duties .....	2,270	14,564	14,119
Miscellaneous Receipts .....	8,597	45,901	52,434
<b>Total .....</b>	<b>171,215</b>	<b>1,064,384</b>	<b>1,019,896</b>
<b>Net Outlays</b>			
National Defense .....	66,077	350,245	357,498
International Affairs.....	2,826	24,272	20,308
General Science, Space, and Technology.....	2,350	13,841	14,476
Energy .....	613	7,219	6,608
Natural Resources and Environment .....	3,153	19,579	22,489
Agriculture .....	687	15,760	17,266
Commerce and Housing Credit.....	16,466	36,274	-194
Transportation .....	6,800	44,159	44,251
Community and Regional Development.....	2,288	14,914	11,518
Education, Training, Employment and Social Services .....	11,738	54,446	72,609
Health .....	30,328	170,509	194,309
Medicare.....	55,994	232,854	226,667
Income Security.....	66,051	310,213	336,110
Social Security.....	64,953	378,100	359,716
Veterans Benefits and Services.....	18,162	64,832	60,827
Administration of Justice.....	4,807	28,190	28,659
General Government .....	1,611	11,317	10,282
Net Interest.....	22,387	121,712	116,341
Undistributed Offsetting Receipts .....	-7,920	-55,066	-50,424
<b>Total .....</b>	<b>369,373</b>	<b>1,843,372</b>	<b>1,849,315</b>

Note: Details may not add to totals due to rounding.

# Explanatory Notes

## 1. Flow of Data into Monthly Treasury Statement

The *Monthly Treasury Statement (MTS)* is assembled from data in the central accounting system. The major sources of data include monthly accounting reports by Federal entities and disbursing officers, and daily reports from the Federal Reserve banks. These reports detail accounting transactions affecting receipts and outlays of the Federal Government and off-budget Federal entities, and their related effect on the assets and liabilities of the U.S. Government. Information is presented in the *MTS* on a modified cash basis.

## 2. Notes on Receipts

Receipts included in the report are classified into the following major categories: (1) budget receipts and (2) offsetting collections (also called applicable receipts). Budget receipts are collections from the public that result from the exercise of the Government's sovereign or governmental powers, excluding receipts offset against outlays. These collections, also called governmental receipts, consist mainly of tax receipts (including social insurance taxes), receipts from court fines, certain licenses, and deposits of earnings by the Federal Reserve System. Refunds of receipts are treated as deductions from gross receipts.

Offsetting collections are from other Government accounts or the public that are of a business-type or market-oriented nature. They are classified into two major categories: (1) offsetting collections credited to appropriations or fund accounts, and (2) offsetting receipts (i.e., amounts deposited in receipt accounts). Collections credited to appropriation or fund accounts normally can be used without appropriation action by Congress. These occur in two instances: (1) when authorized by law, amounts collected for materials or services are treated as reimbursements to appropriations and (2) in the three types of revolving funds (public enterprise, intra governmental, and trust); collections are netted against spending, and outlays are reported as the net amount.

Offsetting receipts in receipt accounts cannot be used without being appropriated. They are subdivided into two categories: (1) proprietary receipts - these collections are from the public and they are offset against outlays by agency and by function, and (2) intra governmental funds - these are payments into receipt accounts from Governmental appropriation or fund accounts. The transactions may be intrabudgetary when the payment and receipt both occur within the budget or from receipts from off-budget Federal entities in those cases where payment is made by a Federal entity whose budget authority and outlays are excluded from the budget totals.

Intrabudgetary transactions are subdivided into three categories: (1) interfund transactions, where the payments are from one fund group (either Federal funds or trust funds) to a receipt account in the other fund group; (2) Federal intrafund transactions, where the payments and receipts both occur within the Federal fund group; and (3) trust intrafund transactions, where the payments and receipts both occur within the trust fund group.

Offsetting receipts are generally deducted from budget authority and outlays by function, by subfunction, or by agency. There are four types of receipts, however, that are deducted from budget totals as undistributed offsetting receipts. They are: (1) agencies' payments (including payments by off-budget Federal entities) as employers into employees retirement funds, (2) interest received by trust funds, (3) rents and royalties on the Outer Continental Shelf lands, and (4) other interest (i.e., interest collected on Outer Continental Shelf money in deposit funds when such money is transferred into the budget).

## 3. Notes on Outlays

Outlays are generally accounted for on the basis of checks issued, electronic funds transferred, or cash payments made. Certain outlays do not require issuance of cash or checks. An example is charges made against appropriations for that part of employees' salaries withheld for taxes or savings bond allotments - these are counted as payments to the employee and credits for whatever purpose the money was withheld. Outlays are stated net of offsetting collections (including receipts of revolving and management funds) and of refunds. Interest on the public debt (public issues) is recognized on the accrual basis. Federal credit programs subject to the Federal Credit Reform Act of 1990 use the cash

basis of accounting and are divided into two components. The portion of the credit activities that involve a cost to the Government (mainly subsidies) is included within the budget program accounts. The remaining portion of the credit activities are in non-budget financing accounts. Outlays of off-budget Federal entities are excluded by law from budget totals. However, they are shown separately and combined with the on-budget outlays to display total Federal outlays.

## 4. Processing

The data on payments and collections are reported by account symbol into the central accounting system. In turn, the data are extracted from this system for use in the preparation of the *MTS*.

There are two major checks which are conducted to assure consistency of the data reported:

1. Verification of payment data. The monthly payment activity reported by Federal entities on the Statements of Transactions is compared to the payment activity of Federal entities as reported by disbursing officers.
2. Verification of collection data. Reported collections appearing on Statements of Transactions are compared to deposits as reported by Federal Reserve Banks.

## 5. Other Sources of Information About Federal Government Financial Activities

- *A Glossary of Terms Used in the Federal Budget Process, 2005* (Available from the U.S. Government Accountability Office, at <http://www.gao.gov/new.items/do5734sp.pdf>/September, or by calling 202-512-6000. This glossary provides a basic reference document of standardized definitions of terms used by the Federal Government in the budget making process.
- *Daily Treasury Statement* (Available on the internet at <http://www.fms.treas.gov/dts/>). The *Daily Treasury Statement* is published each working day of the Federal Government and provides data on the cash and debt operations of the Treasury.
- *Monthly Statement of the Public Debt of the United States* (Available on the internet at <http://www.treasurydirect.gov/govt/reports/pd/mspd/nspd.htm>). This publication provides detailed information concerning the public debt.
- *Treasury Bulletin* (Available from GPO, Washington, D.C. 20401 on a subscription or single copy and on the internet at <http://fms.treas.gov/bulletin/index.html>). Quarterly, contains a mix of narrative, tables, and charts on Treasury issues, Federal financial operations, international statistics, and special reports.
- *Budget of the United States Government, Fiscal Year 20\_\_* (Available from GPO, Washington, D.C. 20401 on a subscription basis only and on the internet at <http://www.access.gpo.gov/usbudget>). This publication is a single volume which provides budget information and contains:
  - Appendix, *The Budget of the United States Government, FY 20\_\_*
  - *The United States Budget in Brief, FY 20\_\_*
  - *Analytical Perspectives*
  - *Historical Tables*
- *Combined Statement of Receipts, Outlays, and Balances of the United States Government* (Available from Financial Management Services, U.S. Department of Treasury, Washington, D.C. 20227 and on the internet at <http://fms.treas.gov/annualreport/index.html>). This report includes budgetary results at the summary level and presents individual receipt and appropriation accounts at the detail level.

**Scheduled Release**

**The release date for the April 2012 Statement  
will be 2:00 p.m. EST May 10, 2012.**

Internet service subscribers can access the current issue of the Monthly Treasury Statement through the  
Financial Management Service's website:

<http://www.fms.treas.gov/mts/index.html>