

# Monthly Treasury Statement

## **Receipts and Outlays of the United States Government**

For Fiscal Year 2019 Through May 31, 2019, and Other Periods





**Highlight**

**May has been a deficit month 64 times out of 65 fiscal years, since there are no major corporate or individual tax due dates in this month.**

**Outlays for Military active duty and retirement, Veterans’ benefits, Supplemental Security Income, and Medicare payments to Health Maintenance Organizations and prescription drug plans accelerated into May, because June 1, 2019, the normal payment date, fell on a non-business day.**

**Contents**

Summary.....	Page 5
Receipts.....	Page 10
Outlays.....	Page 11
Means of Financing.....	Page 25
Receipts/Outlays by Month.....	Page 35
Federal Trust Funds/ Securities.....	Page 37
Receipts by Source/Outlays by Function.....	Page 38
Explanatory Notes.....	Page 39

**Introduction**

*The Monthly Treasury Statement of Receipts and Outlays of the United States Government (MTS)* is prepared by the Bureau of the Fiscal Service, Department of the Treasury and, after approval by the Fiscal Assistant Secretary of the Treasury, is normally released on the 8th workday of the month following the reporting month. The publication is based on data provided by Federal entities, disbursing officers, and Federal Reserve banks.

**AUDIENCE**

The *MTS* is published to meet the needs of those responsible for or interested in the cash position of the Treasury, those who are responsible or interested in the Government's budget results; and individuals and businesses whose operations depend upon or are related to the Government's financial operations.

**DISCLOSURE STATEMENT**

This statement summarizes the financial activities of the Federal Government and off-budget Federal entities conducted in accordance with the Budget of the U.S. Government, i.e., receipts and outlays of funds, the surplus or deficit, and the means of financing the deficit or disposing of the surplus. Information is presented on a modified cash basis; receipts are accounted for on the basis of collections; refunds of receipts are treated as deductions from gross receipts; revolving and management fund receipts, reimbursements and refunds of monies previously expended are treated as deductions from gross outlays; and interest on the public debt (public issues) is recognized on the accrual basis. Major information sources include accounting data reported by Federal entities, disbursing officers, and Federal Reserve banks.

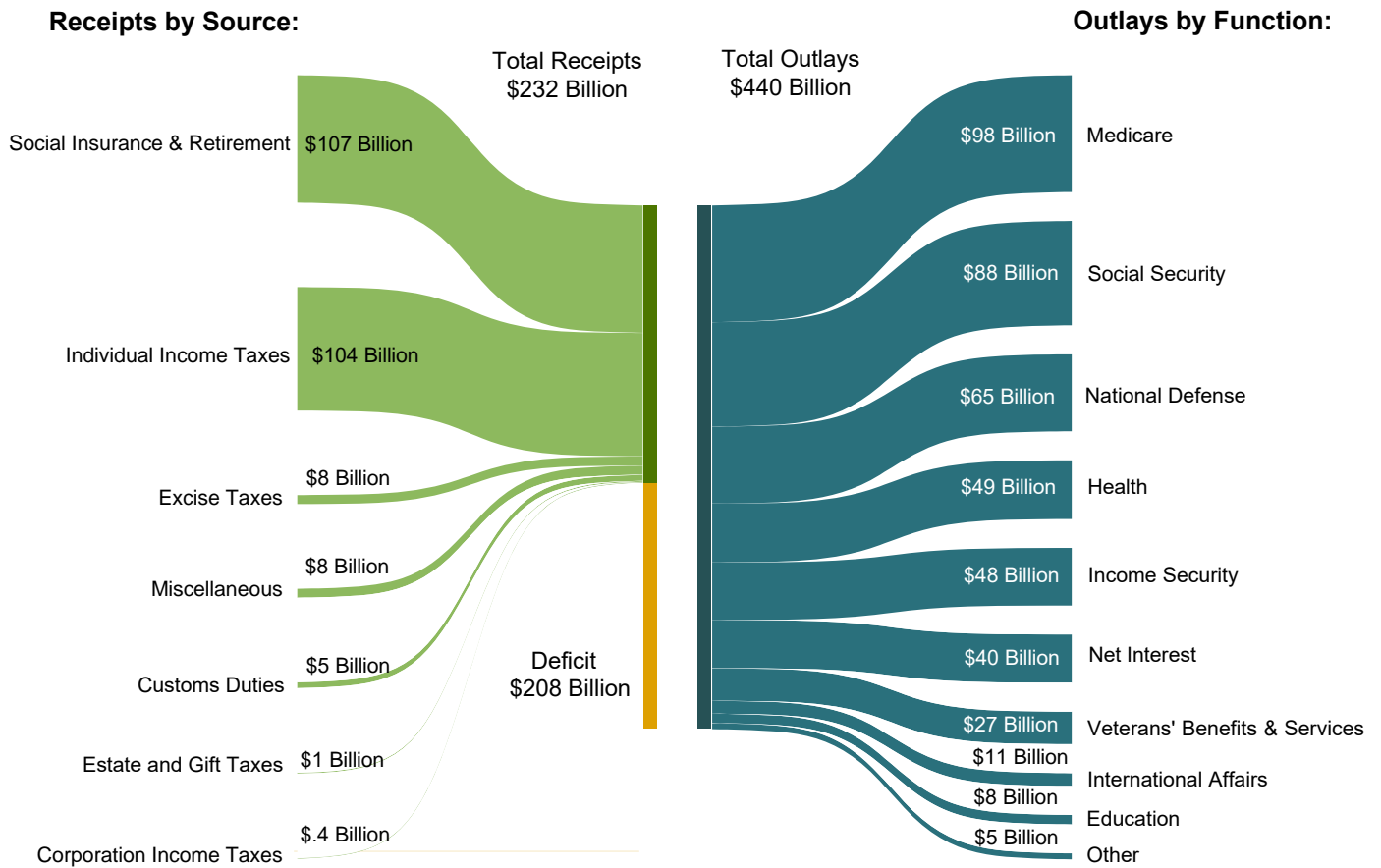
**TRIAD OF PUBLICATIONS**

The *MTS* is part of a triad of Treasury financial reports. The *Daily Treasury Statement* is published each working day of the Federal Government. It provides data on the cash and debt operations of the Treasury based upon reporting of the Treasury account balances by Federal Reserve banks. The *MTS* is a report of Government receipts and outlays, based on agency reporting. The *Combined Statement of Receipts, Outlays, and Balances of the United States Government* is the official publication of the detailed receipts and outlays of the Government. It is published annually in accordance with legislative mandates given to the Secretary of the Treasury.

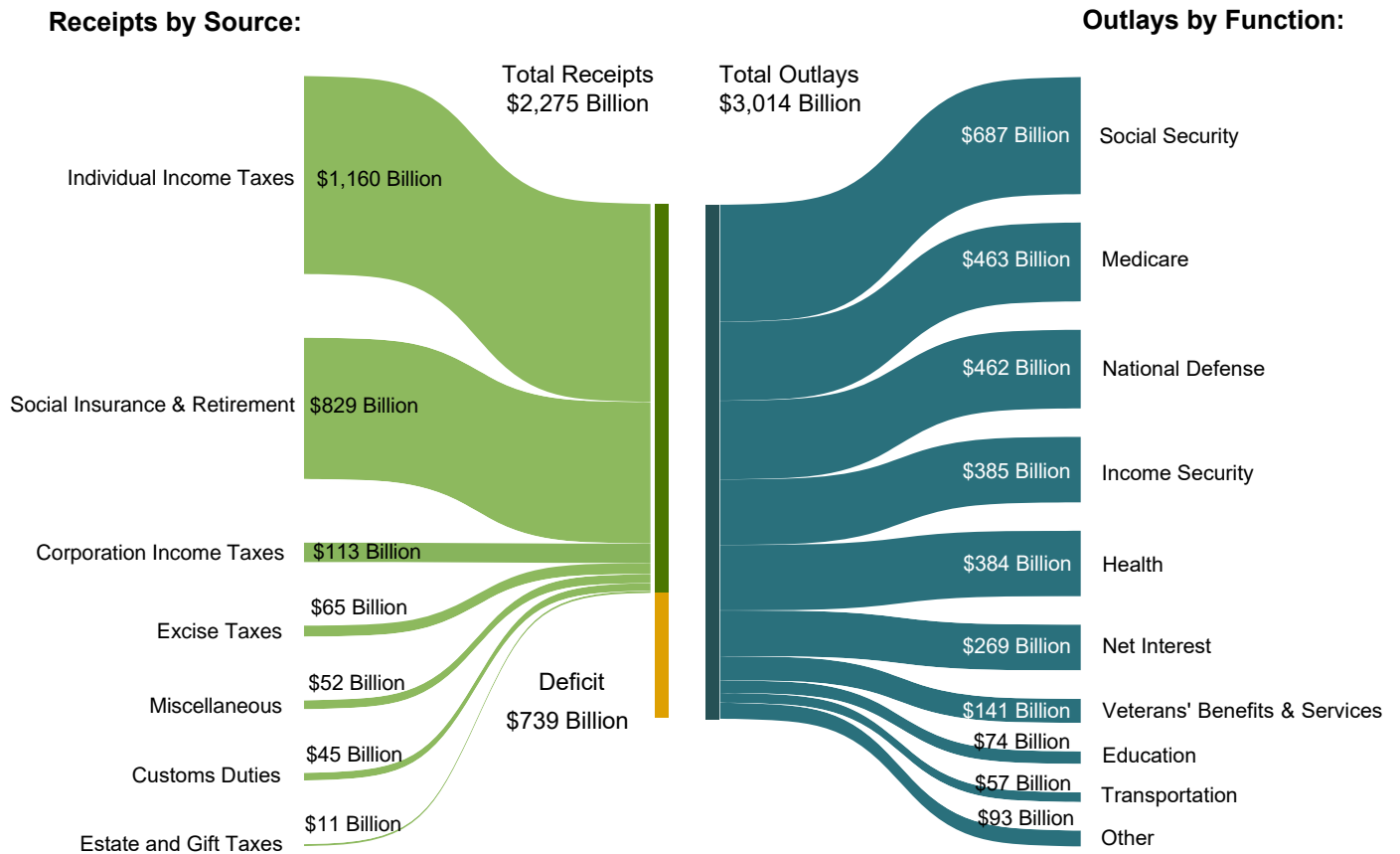
**DATA SOURCES AND INFORMATION**

The Explanatory Notes section of this publication provides information concerning the flow of data into the *MTS* and sources of information relevant to the *MTS*.

**Figure 1. Receipts, Outlays, and Surplus/Deficit for May 2019**



**Figure 2. Cumulative Receipts, Outlays, and Surplus/Deficit through Fiscal Year 2019**



**Table 1. Summary of Receipts, Outlays, and the Deficit/Surplus of the U.S. Government, Fiscal Years 2018 and 2019, by Month**

[\$ millions]			
Period	Receipts	Outlays	Deficit/Surplus (-)
<b>FY 2018</b>			
October	235,341	298,555	63,214
November	208,374	346,922	138,547
December	325,797	348,989	23,192
January	361,038	311,801	-49,237
February	155,623	370,862	215,239
March	210,832	419,576	208,744
April	510,447	296,192	-214,255
May	217,075	363,871	146,796
June	316,278	391,136	74,858
July	225,266	302,131	76,865
August	219,115	433,263	214,148
September	343,559	224,443	-119,116
<b>Year-to-Date</b>	<b>3,328,745</b>	<b>4,107,741</b>	<b>778,996</b>
<b>FY 2019</b>			
October	252,692	353,183	100,491
November	205,961	410,864	204,903
December	312,584	326,123	13,539
January	339,980	331,299	-8,681
February	167,265	401,243	233,977
March	228,811	375,756	146,945
April	535,545	375,240	-160,304
May	232,064	439,833	207,768
<b>Year-to-Date</b>	<b>2,274,902</b>	<b>3,013,541</b>	<b>738,639</b>

Note: Details may not add to totals due to rounding.

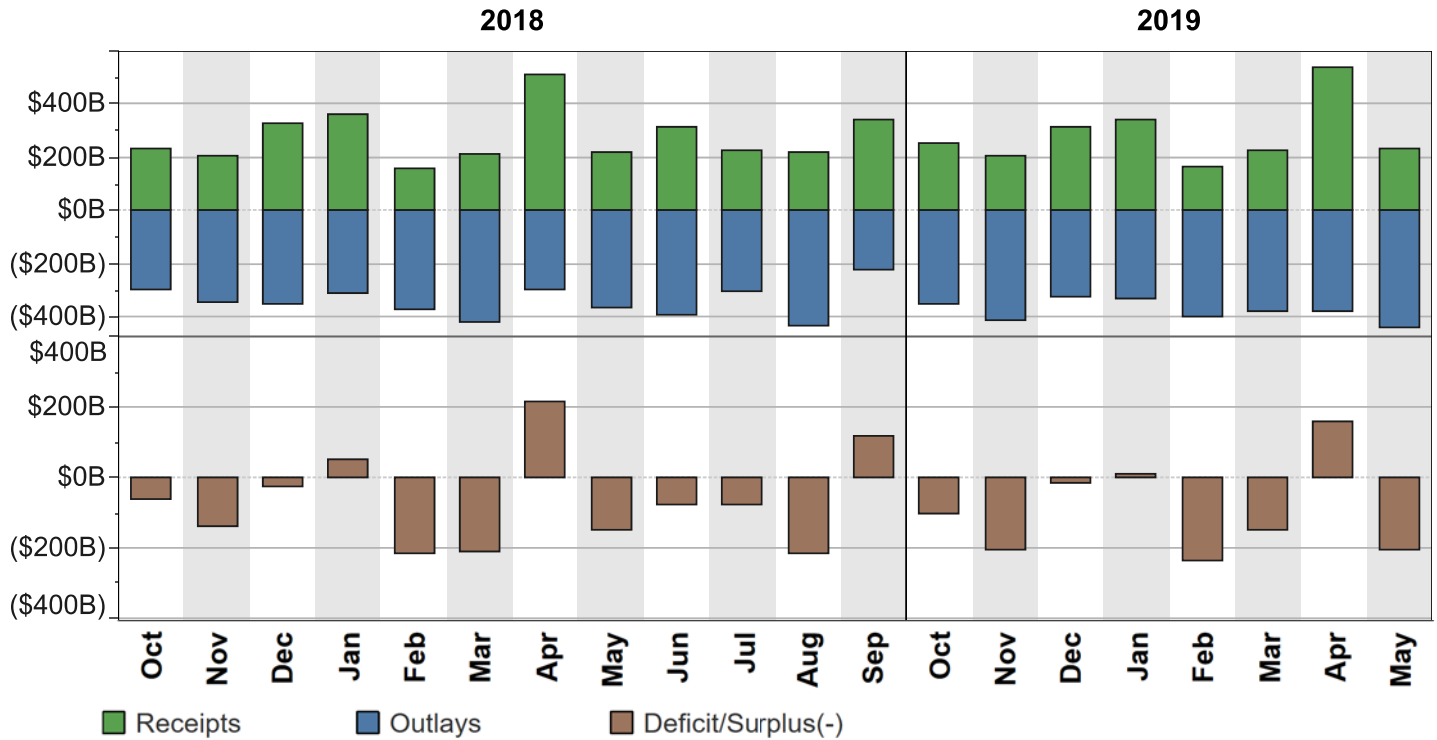
**Table 2. Summary of Budget and Off-Budget Results and Financing of the U.S. Government, May 2019 and Other Periods**

[\$ millions]					
Classification	This Month	Current Fiscal Year to Date	Budget Estimates Full Fiscal Year <sup>1</sup>	Comparable Prior Period Year to Date (2018)	Budget Estimates Next Fiscal Year (2020) <sup>1</sup>
<b>Total On-Budget and Off-Budget Results:</b>					
Total Receipts	232,064	2,274,902	3,437,656	2,224,526	3,644,772
On-Budget Receipts	158,229	1,669,857	2,526,542	1,649,980	2,695,492
Off-Budget Receipts	73,835	605,046	911,114	574,546	949,280
Total Outlays	439,833	3,013,541	4,529,188	2,756,768	4,745,573
On-Budget Outlays	352,744	2,407,006	3,620,287	2,190,337	3,777,890
Off-Budget Outlays	87,089	606,535	908,901	566,430	967,683
Total Surplus (+) or Deficit (-)	-207,768	-738,639	-1,091,532	-532,242	-1,100,801
On-Budget Surplus (+) or Deficit (-)	-194,514	-737,149	-1,093,745	-540,357	-1,082,398
Off-Budget Surplus (+) or Deficit (-)	-13,254	-1,489	+2,213	+8,116	-18,403
Total On-Budget and Off-Budget Financing	207,768	738,639	1,091,532	532,242	1,100,801
<b>Means of Financing:</b>					
Borrowing from the Public	9,497	440,717	1,169,021	751,955	1,168,261
Reduction of Operating Cash, Increase (-)	189,711	151,838	-287	-195,071	.....
By Other Means	8,560	146,083	-77,202	-24,643	-67,460

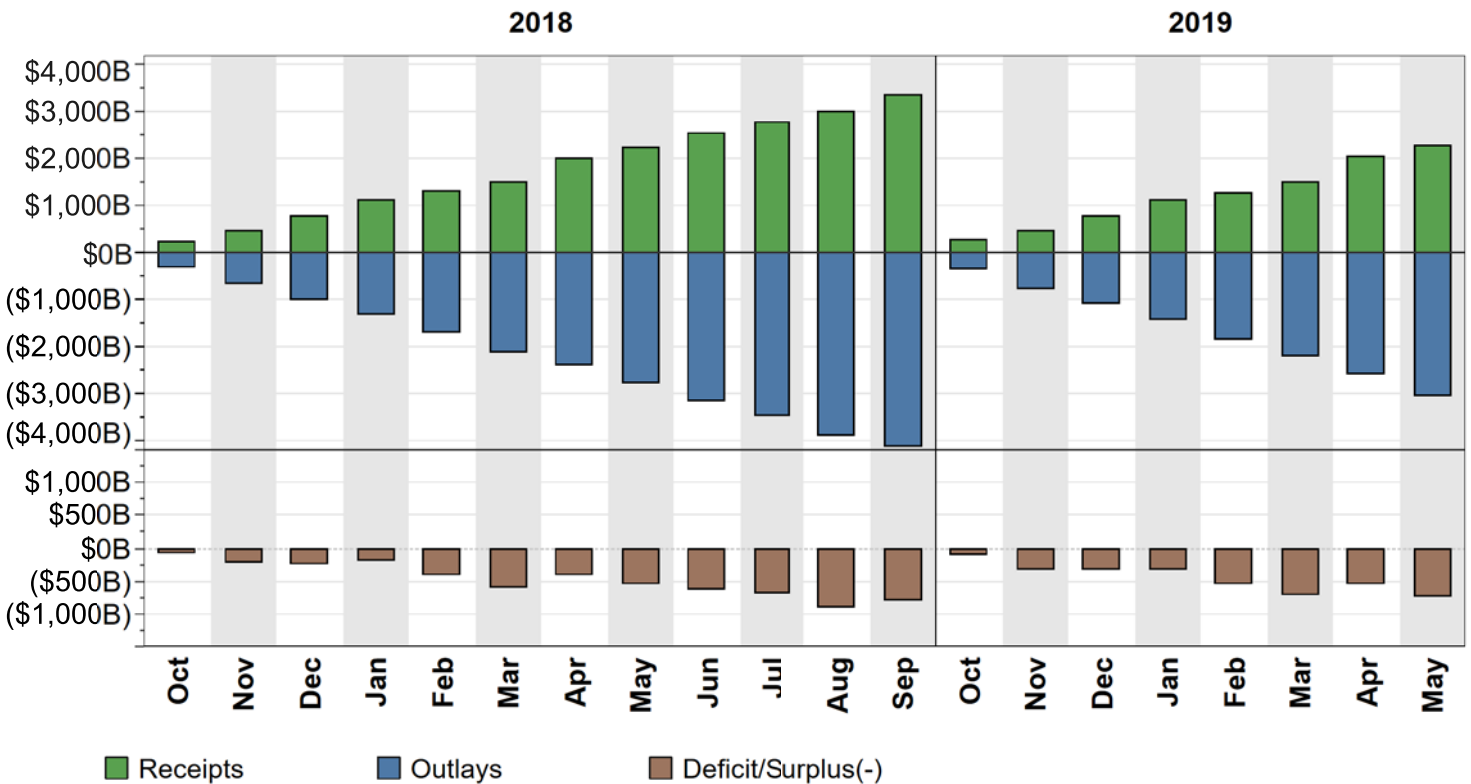
<sup>1</sup> These estimates are based on the FY 2020 Budget, released by the Office of Management and Budget on March 11, 2019.

Note: Details may not add to totals due to rounding.  
... No Transactions

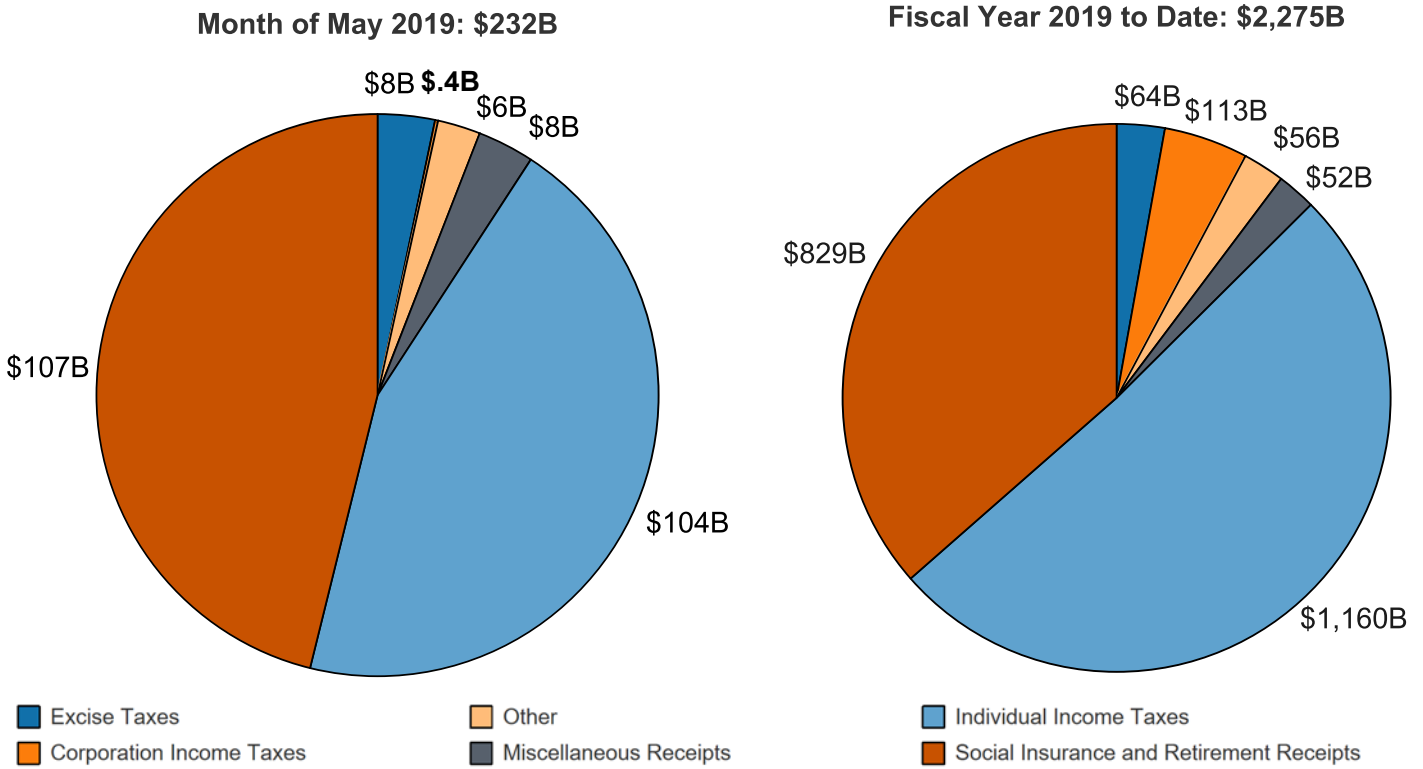
**Figure 3. Monthly Receipts, Outlays, and Budget Deficit/Surplus of the U.S. Government, Fiscal Years 2018 and 2019**



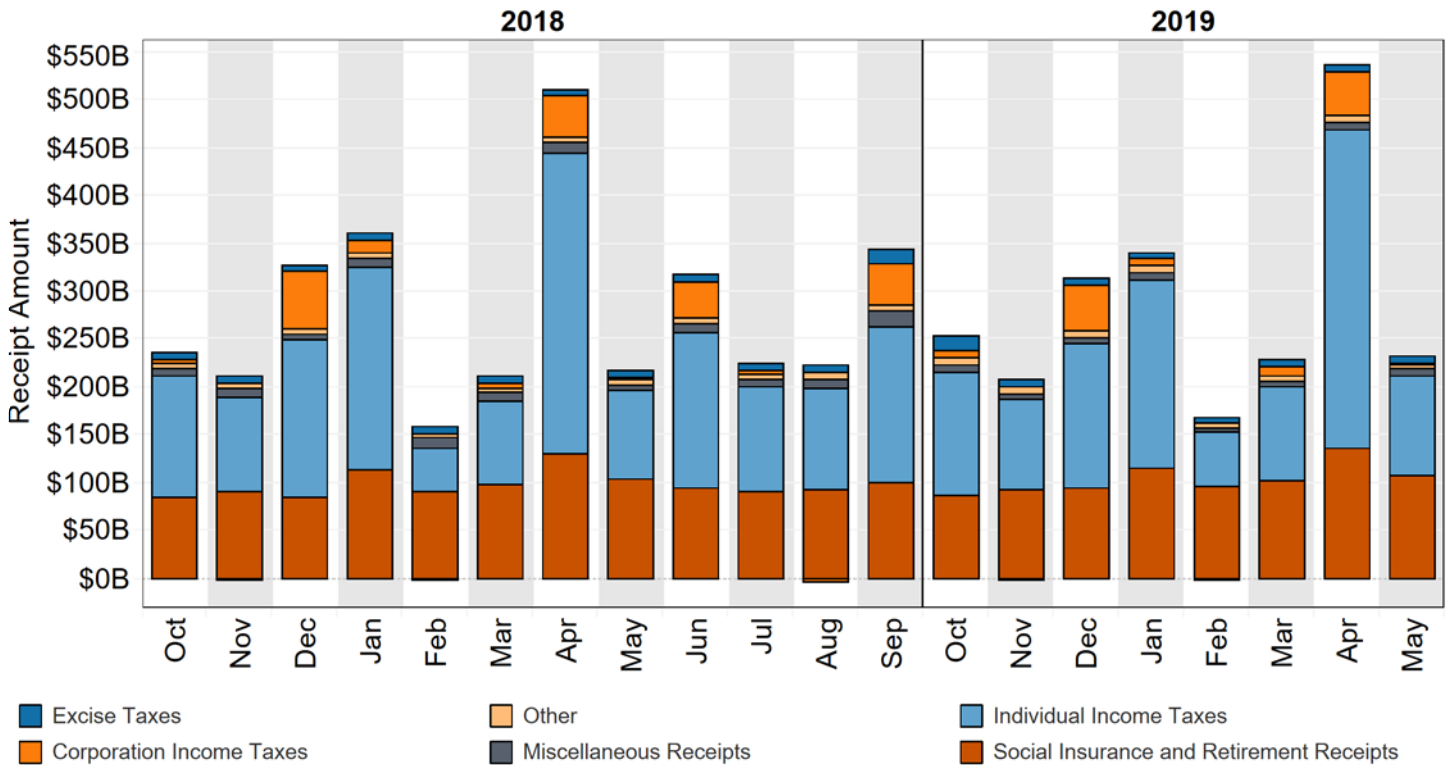
**Figure 4. Monthly Receipts, Outlays, and Budget Deficit/Surplus of the U.S. Government, Cumulative, Fiscal Years 2018 and 2019**



**Figure 5. Receipts of the U.S. Government, by Source, Fiscal Year 2019**



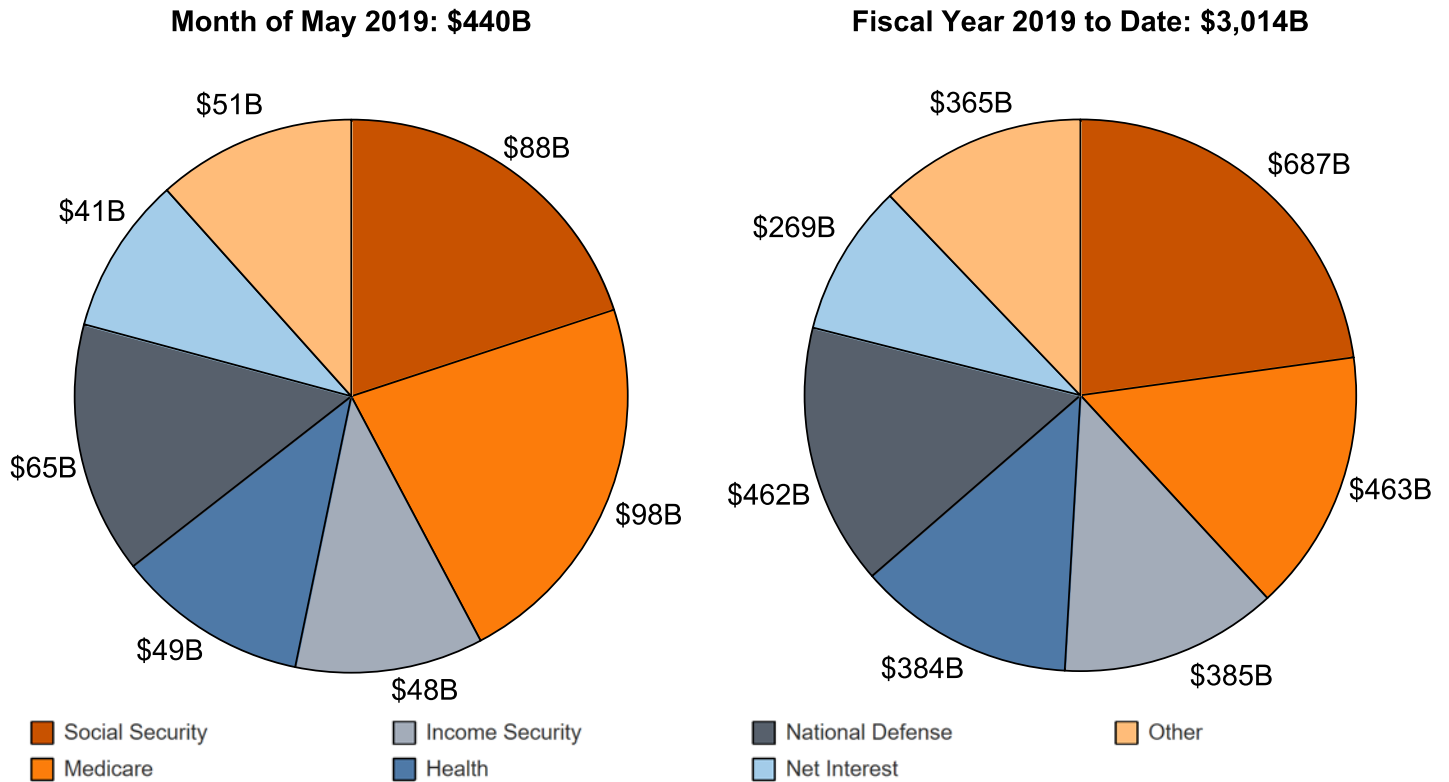
**Figure 6. Monthly Receipts of the U.S. Government, by Source, Fiscal Years 2018 and 2019**



"Other" Includes: Customs Duties and Estate and Gift Taxes

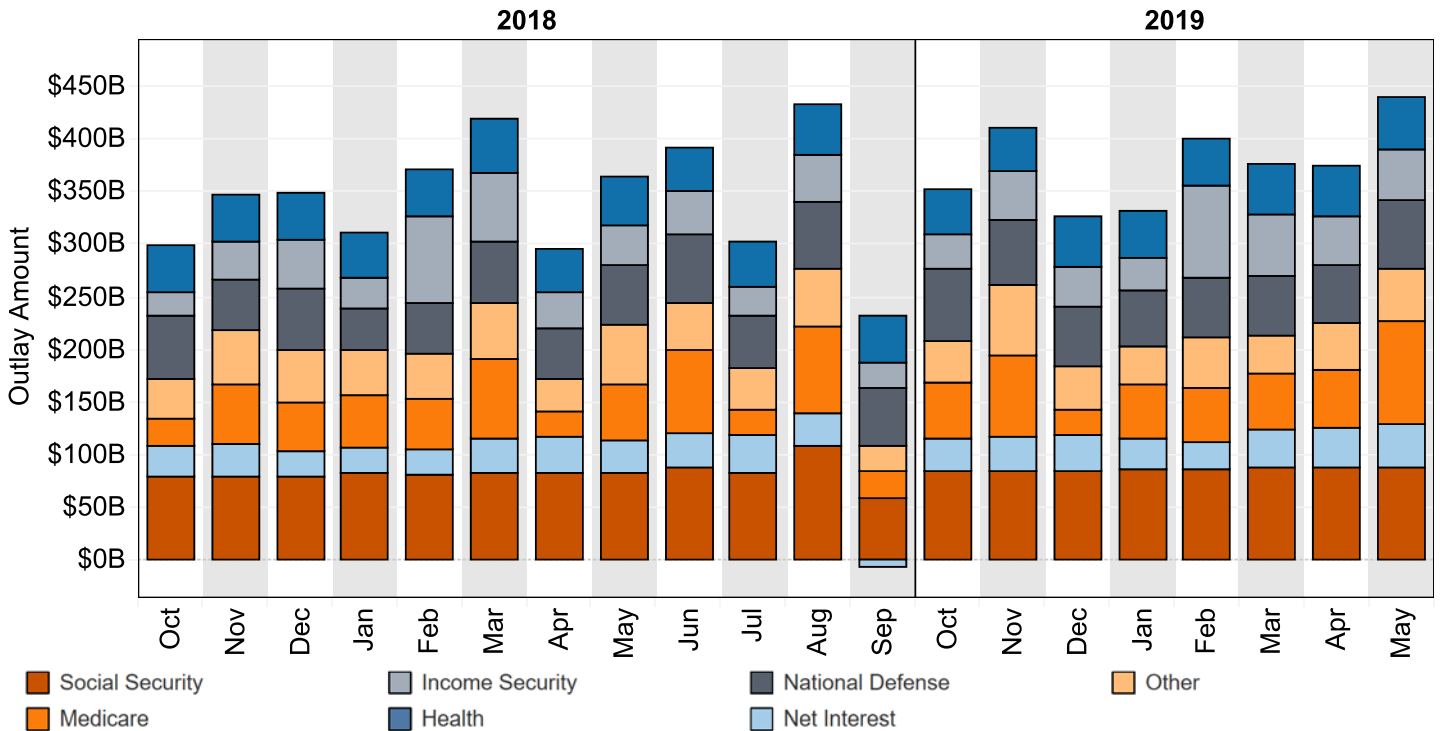
\*Disclaimer: Other category is subject to change due to negative balances held.

**Figure 7. Outlays of the U.S. Government, by Source, Fiscal Year 2019**



\*Disclaimer: Other category is subject to change due to negative balances held.

**Figure 8. Monthly Outlays of the U.S. Government, by Source, Fiscal Years 2018 and 2019**



"Other" Includes: Administration of Justice, Agriculture, Commerce and Housing Credit, Community and Regional Development, Education, Training, Employment, and Social Services, Energy, General Government, General Science, Space, and Technology, International Affairs, Natural Resources and Environment, Transportation, Undistributed Offsetting Receipts, Veterans' Benefits and Services.



**Table 3. Summary of Receipts and Outlays of the U.S. Government, May 2019 and Other Periods**

[\$ millions]				
Classification	This Month	Current Fiscal Year to Date	Comparable Prior Period Year to Date	Budget Estimates Full Fiscal Year <sup>1</sup>
<b>Budget Receipts</b>				
Individual Income Taxes	103,692	1,160,328	1,143,141	1,698,353
Corporation Income Taxes	411	113,086	123,707	216,194
Social Insurance and Retirement Receipts:				
Employment and General Retirement (Off-Budget)	73,835	605,046	574,546	911,114
Employment and General Retirement (On-Budget)	21,226	187,829	178,891	281,916
Unemployment Insurance	11,553	33,009	36,684	44,389
Other Retirement	468	3,158	2,878	4,986
Excise Taxes	7,593	64,085	55,695	98,669
Estate and Gift Taxes	788	11,348	15,366	19,295
Customs Duties	4,934	44,866	24,809	69,469
Miscellaneous Receipts	7,566	52,149	68,809	93,271
<b>Total Receipts</b>	<b>232,064</b>	<b>2,274,902</b>	<b>2,224,526</b>	<b>3,437,656</b>
<b>(On-Budget)</b>	<b>158,229</b>	<b>1,669,857</b>	<b>1,649,980</b>	<b>2,526,542</b>
<b>(Off-Budget)</b>	<b>73,835</b>	<b>605,046</b>	<b>574,546</b>	<b>911,114</b>
<b>Budget Outlays</b>				
Legislative Branch	411	3,254	3,109	5,826
Judicial Branch	814	5,374	5,066	8,019
Department of Agriculture	9,603	105,182	102,183	155,982
Department of Commerce	959	7,753	5,222	14,071
Department of Defense—Military Programs	61,801	439,289	389,897	652,234
Department of Education	4,980	52,323	48,974	108,331
Department of Energy	2,663	18,753	16,786	31,646
Department of Health and Human Services	146,552	834,346	731,724	1,230,273
Department of Homeland Security	4,362	38,650	48,983	62,267
Department of Housing and Urban Development	-12,605	13,335	42,066	32,131
Department of the Interior	1,213	8,619	8,962	12,118
Department of Justice	3,332	23,163	23,791	41,366
Department of Labor	3,167	23,642	26,424	37,120
Department of State	2,720	19,055	16,604	29,690
Department of Transportation	6,400	46,455	45,644	83,368
Department of the Treasury:				
Interest on Treasury Debt Securities (Gross)	47,829	354,068	318,063	593,100
Other	11,118	122,950	122,543	116,302
Department of Veterans Affairs	27,120	140,928	114,702	199,948
Corps of Engineers	296	4,272	3,711	8,549
Other Defense Civil Programs	9,039	45,238	35,756	62,249
Environmental Protection Agency	646	5,621	5,417	7,021
Executive Office of the President	40	272	252	421
General Services Administration	132	-507	-219	-1,322
International Assistance Programs	8,073	16,477	12,498	24,311
National Aeronautics and Space Administration	1,844	13,132	12,545	20,963
National Science Foundation	589	4,466	4,393	7,244
Office of Personnel Management	8,388	68,613	66,144	102,516
Small Business Administration	98	90	-445	187
Social Security Administration	97,224	730,000	683,672	1,104,449
Independent Agencies	3,597	17,631	7,228	25,254
National Security Commission on Artificial Intelligence	(**)	(**)	.....	.....
Allowances	.....	.....	.....	-626
Undistributed Offsetting Receipts:				
Interest	-5,159	-77,863	-78,953	-148,879
Other	-7,414	-71,039	-65,975	-96,941
<b>Total Outlays</b>	<b>439,833</b>	<b>3,013,541</b>	<b>2,756,768</b>	<b>4,529,188</b>
<b>(On-Budget)</b>	<b>352,744</b>	<b>2,407,006</b>	<b>2,190,337</b>	<b>3,620,287</b>
<b>(Off-Budget)</b>	<b>87,089</b>	<b>606,535</b>	<b>566,430</b>	<b>908,901</b>
<b>Surplus (+) or Deficit (-)</b>	<b>-207,768</b>	<b>-738,639</b>	<b>-532,242</b>	<b>-1,091,532</b>
<b>(On-Budget)</b>	<b>-194,514</b>	<b>-737,149</b>	<b>-540,357</b>	<b>-1,093,745</b>
<b>(Off-Budget)</b>	<b>-13,254</b>	<b>-1,489</b>	<b>+8,116</b>	<b>+2,213</b>

<sup>1</sup> These estimates are based on the FY 2020 Budget, released by the Office of Management and Budget on March 11, 2019.  
Note: Details may not add to totals due to rounding.

... No Transactions  
(\*\*) Less than absolute value of \$500,000

**Table 4. Receipts of the U.S. Government, May 2019 and Other Periods**

Classification	This Month			Current Fiscal Year to Date			Prior Fiscal Year to Date		
	Gross Receipts	Refunds (Deduct)	Receipts	Gross Receipts	Refunds (Deduct)	Receipts	Gross Receipts	Refunds (Deduct)	Receipts
<b>Individual Income Taxes</b>									
Withheld	108,285			926,710			935,336		
Presidential Election Campaign Fund	2			23			23		
Other	10,609			461,874			455,017		
<b>Total -- Individual Income Taxes</b>	<b>118,896</b>	<b>15,204</b>	<b>103,692</b>	<b>1,388,607</b>	<b>228,279</b>	<b>1,160,328</b>	<b>1,390,376</b>	<b>247,235</b>	<b>1,143,141</b>
<b>Corporation Income Taxes</b>									
	<b>6,291</b>	<b>5,880</b>	<b>411</b>	<b>147,974</b>	<b>34,888</b>	<b>113,086</b>	<b>165,799</b>	<b>42,092</b>	<b>123,707</b>
<b>Social Insurance and Retirement Receipts:</b>									
Employment and General Retirement:									
Federal Old-Age and Survivors Insurance Trust Fund:									
Federal Insurance Contributions Act Taxes	62,293	.....	62,293	481,440	.....	481,440	445,558	.....	445,558
Self-Employment Contributions Act Taxes	793	.....	793	26,039	.....	26,039	24,822	.....	24,822
Adjustments Attributable to Prior Years-FICA	.....	.....	.....	-237	.....	-237	-4,685	.....	-4,685
Adjustments Attributable to Prior Years-SECA	.....	.....	.....	-1,115	.....	-1,115	-1,093	.....	-1,093
<b>Total -- Federal Old-Age and Survivors Insurance Trust Fund</b>	<b>63,086</b>	<b>.....</b>	<b>63,086</b>	<b>506,127</b>	<b>.....</b>	<b>506,127</b>	<b>464,602</b>	<b>.....</b>	<b>464,602</b>
Federal Disability Insurance Trust Fund:									
Federal Insurance Contributions Act Taxes	10,579	.....	10,579	93,392	.....	93,392	105,281	.....	105,281
Self-Employment Contributions Act Taxes	170	.....	170	5,846	.....	5,846	5,867	.....	5,867
Adjustments Attributable to Prior Years-FICA	.....	.....	.....	-51	.....	-51	-1,013	.....	-1,013
Adjustments Attributable to Prior Years-SECA	.....	.....	.....	-267	.....	-267	-191	.....	-191
<b>Total -- Federal Disability Insurance Trust Fund</b>	<b>10,749</b>	<b>.....</b>	<b>10,749</b>	<b>98,919</b>	<b>.....</b>	<b>98,919</b>	<b>109,944</b>	<b>.....</b>	<b>109,944</b>
Federal Hospital Insurance Trust Fund:									
Federal Insurance Contributions Act Taxes	20,348	.....	20,348	172,116	.....	172,116	164,595	.....	164,595
Self-Employment Contributions Act Taxes	362	.....	362	12,257	.....	12,257	11,849	.....	11,849
Adjustments Attributable to Prior Years-FICA	.....	.....	.....	-188	.....	-188	-1,597	.....	-1,597
Adjustments Attributable to Prior Years-SECA	.....	.....	.....	-481	.....	-481	-191	.....	-191
<b>Total -- Federal Hospital Insurance Trust Fund</b>	<b>20,710</b>	<b>.....</b>	<b>20,710</b>	<b>183,704</b>	<b>.....</b>	<b>183,704</b>	<b>174,656</b>	<b>.....</b>	<b>174,656</b>
Railroad Retirement:									
Rail Pension and Supplemental Annuity	276	2	273	2,180	2	2,178	2,241	2	2,239
Social Security Equivalent Account	245	2	243	1,949	2	1,947	1,999	2	1,997
<b>Total -- Employment and General Retirement</b>	<b>95,066</b>	<b>5</b>	<b>95,061</b>	<b>792,879</b>	<b>4</b>	<b>792,875</b>	<b>753,442</b>	<b>4</b>	<b>753,437</b>
Unemployment Insurance:									
Deposits by States	11,488	.....	11,488	27,543	.....	27,543	28,802	.....	28,802
Federal Unemployment Taxes	88	25	63	5,554	188	5,366	7,843	60	7,782
Railroad Unemployment Taxes	1	.....	1	100	.....	100	100	.....	100
<b>Total -- Unemployment Insurance</b>	<b>11,578</b>	<b>25</b>	<b>11,553</b>	<b>33,197</b>	<b>188</b>	<b>33,009</b>	<b>36,745</b>	<b>60</b>	<b>36,684</b>
Other Retirement:									
Federal Employees' Retirement--Employee Share	466	.....	466	3,139	.....	3,139	2,856	.....	2,856
Non-Federal Employees Retirement	2	.....	2	19	.....	19	21	.....	21
<b>Total -- Other Retirement</b>	<b>468</b>	<b>.....</b>	<b>468</b>	<b>3,158</b>	<b>.....</b>	<b>3,158</b>	<b>2,878</b>	<b>.....</b>	<b>2,878</b>
<b>Total -- Social Insurance and Retirement Receipts</b>	<b>107,111</b>	<b>30</b>	<b>107,082</b>	<b>829,234</b>	<b>193</b>	<b>829,041</b>	<b>793,064</b>	<b>65</b>	<b>792,999</b>
<b>Excise Taxes:</b>									
Miscellaneous Excise Taxes	2,940	150	2,791	32,100	4,383	27,717	22,219	1,916	20,303
Airport and Airway Trust Fund	1,558	1	1,556	9,893	9	9,884	9,493	11	9,482
Highway Trust Fund	3,279	44	3,235	26,572	246	26,326	25,880	244	25,636
Black Lung Disability Trust Fund	11	.....	11	159	.....	159	275	.....	275
<b>Total -- Excise Taxes</b>	<b>7,787</b>	<b>195</b>	<b>7,593</b>	<b>68,723</b>	<b>4,638</b>	<b>64,085</b>	<b>57,867</b>	<b>2,172</b>	<b>55,695</b>
<b>Estate and Gift Taxes</b>									
	<b>909</b>	<b>121</b>	<b>788</b>	<b>12,013</b>	<b>665</b>	<b>11,348</b>	<b>15,932</b>	<b>566</b>	<b>15,366</b>
<b>Customs Duties</b>									
	<b>5,099</b>	<b>165</b>	<b>4,934</b>	<b>46,486</b>	<b>1,620</b>	<b>44,866</b>	<b>25,834</b>	<b>1,025</b>	<b>24,809</b>
<b>Miscellaneous Receipts:</b>									
Deposit of Earnings, Federal Reserve System	5,860	.....	5,860	35,303	.....	35,303	50,000	.....	50,000
Universal Service Fund	781	.....	781	6,469	.....	6,469	6,291	.....	6,291
All Other	928	4	925	10,402	26	10,377	12,534	16	12,518
<b>Total -- Miscellaneous Receipts</b>	<b>7,569</b>	<b>4</b>	<b>7,566</b>	<b>52,174</b>	<b>26</b>	<b>52,149</b>	<b>68,825</b>	<b>16</b>	<b>68,809</b>
<b>Total -- Receipts</b>	<b>253,662</b>	<b>21,598</b>	<b>232,064</b>	<b>2,545,210</b>	<b>270,308</b>	<b>2,274,902</b>	<b>2,517,697</b>	<b>293,171</b>	<b>2,224,526</b>
<b>Total -- On-Budget</b>	<b>179,827</b>	<b>21,598</b>	<b>158,229</b>	<b>1,940,164</b>	<b>270,308</b>	<b>1,669,857</b>	<b>1,943,151</b>	<b>293,171</b>	<b>1,649,980</b>
<b>Total -- Off-Budget</b>	<b>73,835</b>	<b>.....</b>	<b>73,835</b>	<b>605,046</b>	<b>.....</b>	<b>605,046</b>	<b>574,546</b>	<b>.....</b>	<b>574,546</b>

Note: Details may not add to totals due to rounding.

(\*\*) Less than absolute value of \$500,000

... No Transactions

**Table 5. Outlays of the U.S. Government, May 2019 and Other Periods**

[\$ millions]

Classification	This Month			Current Fiscal Year to Date			Prior Fiscal Year to Date		
	Gross Outlays	Applicable Receipts	Outlays	Gross Outlays	Applicable Receipts	Outlays	Gross Outlays	Applicable Receipts	Outlays
<b>Legislative Branch:</b>									
Senate	73	(**)	73	626	1	625	588	2	586
House of Representatives	109	(**)	108	910	2	908	892	1	891
Joint Items	2	.....	2	13	.....	13	12	.....	12
Capitol Police	34	.....	34	274	.....	274	269	.....	269
Congressional Budget Office	4	.....	4	32	.....	32	30	.....	30
Architect of the Capitol	49	1	48	408	4	404	399	4	395
Library of Congress	58	1	57	462	7	455	442	8	435
Government Printing Office	26	.....	26	67	.....	67	85	.....	85
Government Accountability Office	53	.....	53	391	.....	391	343	.....	343
United States Tax Court	-2	.....	-2	35	.....	35	34	.....	34
Other Legislative Branch Agencies	10	.....	10	74	.....	74	47	.....	47
Proprietary Receipts from the Public	.....	2	-2	.....	18	-18	.....	11	-11
Intrabudgetary Transactions	(**)	.....	(**)	-7	.....	-7	-7	.....	-7
Offsetting Governmental Receipts	.....	.....	.....	.....	(**)	(**)	.....	.....	.....
<b>Total--Legislative Branch</b>	<b>416</b>	<b>4</b>	<b>411</b>	<b>3,286</b>	<b>32</b>	<b>3,254</b>	<b>3,134</b>	<b>25</b>	<b>3,109</b>
<b>Judicial Branch:</b>									
Supreme Court of the United States	10	.....	10	66	.....	66	58	.....	58
Courts of Appeals, District Courts, and Other Judicial Services	818	.....	818	5,714	.....	5,714	5,381	.....	5,381
Other	51	.....	51	467	.....	467	417	.....	417
Proprietary Receipts from the Public	.....	16	-16	.....	105	-105	.....	99	-99
Intrabudgetary Transactions	-49	.....	-49	-768	.....	-768	-691	.....	-691
<b>Total--Judicial Branch</b>	<b>830</b>	<b>16</b>	<b>814</b>	<b>5,479</b>	<b>105</b>	<b>5,374</b>	<b>5,165</b>	<b>99</b>	<b>5,066</b>
<b>Department of Agriculture:</b>									
Agricultural Research Service	90	.....	90	777	.....	777	744	.....	744
National Institute of Food and Agriculture:									
Research and Education Activities	47	.....	47	447	.....	447	444	.....	444
Extension Activities	45	.....	45	337	.....	337	301	.....	301
Other	11	.....	11	76	.....	76	64	.....	64
Animal and Plant Health Inspection Service	112	.....	112	788	.....	788	758	.....	758
Food Safety and Inspection Service	80	.....	80	667	.....	667	663	.....	663
Agricultural Marketing Service	82	.....	82	992	.....	992	801	.....	801
Risk Management Agency:									
Administrative and Operating Expenses	5	.....	5	44	.....	44	51	.....	51
Federal Crop Insurance Corporation Fund	223	76	147	9,075	290	8,785	8,034	298	7,736
Farm Service Agency:									
Salaries and Expenses	111	.....	111	720	.....	720	724	.....	724
USDA Supplemental Assistance	(**)	.....	(**)	(**)	.....	(**)	(**)	.....	(**)
Agricultural Disaster Relief Fund	(**)	.....	(**)	(**)	.....	(**)	(**)	.....	(**)
Commodity Credit Corporation	433	734	-301	22,156	4,316	17,840	17,408	4,857	12,551
Tobacco Trust Fund	3	.....	3	3	.....	3	(**)	.....	(**)
Agricultural Credit Insurance Fund	9	2	7	207	31	176	242	42	200
Other	6	.....	6	91	.....	91	127	.....	127
<b>Total--Farm Service Agency</b>	<b>561</b>	<b>736</b>	<b>-175</b>	<b>23,176</b>	<b>4,347</b>	<b>18,829</b>	<b>18,501</b>	<b>4,899</b>	<b>13,602</b>
Natural Resources Conservation Service:									
Conservation Operations	57	.....	57	480	.....	480	502	.....	502
Farm Security and Rural Investment Programs	178	.....	178	2,344	.....	2,344	2,295	.....	2,295
Other	10	.....	10	127	.....	127	84	.....	84
Rural Development	48	.....	48	-46	.....	-46	-30	.....	-30
Rural Housing Service:									
Rural Housing Insurance Fund	8	33	-25	475	307	168	472	319	153
Rental Assistance Program	101	.....	101	796	.....	796	789	.....	789
Other	12	.....	12	96	.....	96	94	.....	94
Rural Utilities Service:									
Rural Electrification and Telecommunications Fund	(**)	16	-16	617	960	-344	540	815	-275
Other	45	5	40	374	42	332	327	46	281
Foreign Agricultural Service	141	.....	141	1,291	.....	1,291	1,326	.....	1,326
Food and Nutrition Service:									
Supplemental Nutrition Assistance Program	5,118	.....	5,118	42,924	.....	42,924	46,807	.....	46,807
Child Nutrition Programs	2,353	.....	2,353	17,696	.....	17,696	17,240	.....	17,240
Special Supplemental Nutrition Program for Women, Infants, and Children (WIC)	430	.....	430	3,555	.....	3,555	3,671	.....	3,671
Other	48	.....	48	329	.....	329	312	.....	312
<b>Total--Food and Nutrition Service</b>	<b>7,948</b>	<b>.....</b>	<b>7,948</b>	<b>64,504</b>	<b>.....</b>	<b>64,504</b>	<b>68,030</b>	<b>.....</b>	<b>68,030</b>

**Table 5. Outlays of the U.S. Government, May 2019 and Other Periods - Continued**

[\$ millions]

Classification	This Month			Current Fiscal Year to Date			Prior Fiscal Year to Date		
	Gross Outlays	Applicable Receipts	Outlays	Gross Outlays	Applicable Receipts	Outlays	Gross Outlays	Applicable Receipts	Outlays
<b>Department of Agriculture: - Continued</b>									
Forest Service:									
National Forest System	152	.....	152	1,159	.....	1,159	1,116	.....	1,116
Capital Improvement and Maintenance	28	.....	28	250	.....	250	237	.....	237
Wildland Fire Management	157	.....	157	1,467	.....	1,467	1,897	.....	1,897
Forest Service Permanent Appropriations	30	.....	30	353	.....	353	392	.....	392
Other	54	.....	54	425	.....	425	454	.....	454
<b>Total--Forest Service</b>	<b>421</b>	<b>.....</b>	<b>421</b>	<b>3,654</b>	<b>.....</b>	<b>3,654</b>	<b>4,095</b>	<b>.....</b>	<b>4,095</b>
Other	143	5	138	1,087	29	1,058	643	33	610
Proprietary Receipts from the Public	.....	-3	3	.....	811	-811	.....	1,035	-1,035
Intrabudgetary Transactions	102	.....	102	-208	.....	-208	100	.....	100
<b>Total--Department of Agriculture</b>	<b>10,471</b>	<b>868</b>	<b>9,603</b>	<b>111,968</b>	<b>6,786</b>	<b>105,182</b>	<b>109,628</b>	<b>7,445</b>	<b>102,183</b>
<b>Department of Commerce:</b>									
Economic Development Administration	24	.....	24	181	.....	181	172	.....	172
Bureau of the Census	242	.....	242	1,527	.....	1,527	1,202	.....	1,202
International Trade Administration	34	.....	34	279	.....	279	299	.....	299
National Oceanic and Atmospheric Administration	448	(**)	448	3,434	7	3,427	3,519	7	3,512
National Institute of Standards and Technology	76	.....	76	672	.....	672	620	.....	620
National Telecommunications and Information Administration	147	(**)	147	1,547	1	1,546	-8	674	-682
Other	6	7	-1	203	57	146	193	75	117
Proprietary Receipts from the Public	.....	12	-12	.....	25	-25	.....	13	-13
Intrabudgetary Transactions	1	.....	1	2	.....	2	-1	.....	-1
Offsetting Governmental Receipts	.....	(**)	(**)	.....	1	-1	.....	4	-4
<b>Total--Department of Commerce</b>	<b>978</b>	<b>19</b>	<b>959</b>	<b>7,844</b>	<b>91</b>	<b>7,753</b>	<b>5,996</b>	<b>773</b>	<b>5,222</b>
<b>Department of Defense--Military Programs:</b>									
Military Personnel:									
Department of the Army	6,426	.....	6,426	42,373	.....	42,373	36,919	.....	36,919
Department of the Navy	5,457	.....	5,457	34,907	.....	34,907	30,610	.....	30,610
Department of the Air Force	4,519	.....	4,519	26,495	.....	26,495	23,515	.....	23,515
Defense Agencies	.....	.....	.....	7,909	.....	7,909	6,837	.....	6,837
<b>Total--Military Personnel</b>	<b>16,402</b>	<b>.....</b>	<b>16,402</b>	<b>111,684</b>	<b>.....</b>	<b>111,684</b>	<b>97,881</b>	<b>.....</b>	<b>97,881</b>
Operation and Maintenance:									
Department of the Army	6,015	.....	6,015	45,842	.....	45,842	44,987	.....	44,987
Department of the Navy	5,868	.....	5,868	41,900	.....	41,900	37,449	.....	37,449
Department of the Air Force	5,393	.....	5,393	39,490	.....	39,490	35,954	.....	35,954
Defense Agencies	7,331	.....	7,331	49,770	.....	49,770	46,688	.....	46,688
<b>Total--Operation and Maintenance</b>	<b>24,607</b>	<b>.....</b>	<b>24,607</b>	<b>177,002</b>	<b>.....</b>	<b>177,002</b>	<b>165,078</b>	<b>.....</b>	<b>165,078</b>
International Reconstruction and Other Assistance:									
Department of the Army	.....	.....	.....	6	.....	6	(**)	.....	(**)
Procurement:									
Department of the Army	1,804	.....	1,804	13,273	.....	13,273	11,462	.....	11,462
Department of the Navy	3,993	.....	3,993	30,942	.....	30,942	28,753	.....	28,753
Department of the Air Force	4,184	.....	4,184	31,196	.....	31,196	26,456	.....	26,456
Defense Agencies	580	.....	580	4,971	.....	4,971	4,619	.....	4,619
<b>Total--Procurement</b>	<b>10,561</b>	<b>.....</b>	<b>10,561</b>	<b>80,383</b>	<b>.....</b>	<b>80,383</b>	<b>71,290</b>	<b>.....</b>	<b>71,290</b>
Research, Development, Test, and Evaluation:									
Department of the Army	754	.....	754	5,793	.....	5,793	5,250	.....	5,250
Department of the Navy	1,455	.....	1,455	12,239	.....	12,239	11,314	.....	11,314
Department of the Air Force	5,033	.....	5,033	28,104	.....	28,104	20,475	.....	20,475
Defense Agencies	1,972	.....	1,972	14,741	.....	14,741	12,364	.....	12,364
<b>Total--Research, Development, Test, and Evaluation</b>	<b>9,214</b>	<b>.....</b>	<b>9,214</b>	<b>60,877</b>	<b>.....</b>	<b>60,877</b>	<b>49,402</b>	<b>.....</b>	<b>49,402</b>
Military Construction:									
Department of the Army	231	.....	231	1,587	.....	1,587	1,159	.....	1,159
Department of the Navy	148	.....	148	1,012	.....	1,012	1,019	.....	1,019
Department of the Air Force	109	.....	109	829	.....	829	616	.....	616
Defense Agencies	242	.....	242	1,776	.....	1,776	1,785	.....	1,785
<b>Total--Military Construction</b>	<b>731</b>	<b>.....</b>	<b>731</b>	<b>5,203</b>	<b>.....</b>	<b>5,203</b>	<b>4,578</b>	<b>.....</b>	<b>4,578</b>
Family Housing:									
Department of the Army	34	.....	34	278	.....	278	283	.....	283
Department of the Navy	22	.....	22	172	.....	172	202	.....	202
Department of the Air Force	27	.....	27	209	.....	209	180	.....	180
Defense Agencies	6	(**)	6	49	(**)	48	54	1	52
Revolving and Management Funds:									

**Table 5. Outlays of the U.S. Government, May 2019 and Other Periods - Continued**

[\$ millions]

Classification	This Month			Current Fiscal Year to Date			Prior Fiscal Year to Date		
	Gross Outlays	Applicable Receipts	Outlays	Gross Outlays	Applicable Receipts	Outlays	Gross Outlays	Applicable Receipts	Outlays
<b>Department of Defense--Military Programs: - Continued</b>									
Department of the Navy	1	.....	1	43	.....	43	-17	.....	-17
Defense Agencies:									
Working Capital Fund	486	.....	486	3,675	.....	3,675	1,813	.....	1,813
Other	-30	.....	-30	101	.....	101	141	.....	141
Allowances	-9	.....	-9	84	.....	84	123	.....	123
Trust Funds:									
Department of the Army	-1	.....	-1	1	.....	1	23	.....	23
Department of the Navy	3	.....	3	22	.....	22	17	.....	17
Department of the Air Force	(**)	.....	(**)	2	.....	2	2	.....	2
Defense Agencies	21	.....	21	212	.....	212	105	.....	105
Proprietary Receipts from the Public:									
Department of the Army	.....	-256	256	.....	-440	440	.....	299	-299
Department of the Navy	.....	21	-21	.....	78	-78	.....	100	-100
Department of the Air Force	.....	93	-93	.....	161	-161	.....	33	-33
Defense Agencies	.....	250	-250	.....	983	-983	.....	814	-814
Intrabudgetary Transactions:									
Department of the Army	304	.....	304	163	.....	163	28	.....	28
Department of the Navy	-6	.....	-6	-40	.....	-40	-55	.....	-55
Department of the Air Force	-467	.....	-467	-45	.....	-45	83	.....	83
Defense Agencies	4	.....	4	-9	.....	-9	-69	.....	-69
Offsetting Governmental Receipts:									
Department of the Army	.....	(**)	(**)	.....	(**)	(**)	.....	(**)	(**)
<b>Total--Department of Defense--Military Programs</b>	<b>61,910</b>	<b>109</b>	<b>61,801</b>	<b>440,071</b>	<b>782</b>	<b>439,289</b>	<b>391,143</b>	<b>1,247</b>	<b>389,897</b>
<b>Department of Education:</b>									
Office of Elementary and Secondary Education:									
Accelerating Achievement and Ensuring Equity	1,586	.....	1,586	11,214	.....	11,214	10,452	.....	10,452
Impact Aid	32	.....	32	1,376	.....	1,376	1,065	.....	1,065
Education Improvement Programs	383	.....	383	3,025	.....	3,025	2,755	.....	2,755
Other	29	.....	29	202	.....	202	199	.....	199
Total--Office of Elementary and Secondary Education	2,031	.....	2,031	15,817	.....	15,817	14,472	.....	14,472
Office of Innovation and Improvement	70	.....	70	693	.....	693	750	.....	750
Office of English Language Acquisition	54	.....	54	531	.....	531	471	.....	471
Office of Special Education and Rehabilitative Services:									
Special Education	1,152	.....	1,152	8,714	.....	8,714	8,372	.....	8,372
Rehabilitation Services and Disability Research	283	.....	283	2,197	.....	2,197	2,137	.....	2,137
Special Institutions for Persons with Disabilities	20	.....	20	158	.....	158	149	.....	149
Office of Vocational and Adult Education	159	.....	159	1,139	.....	1,139	1,060	.....	1,060
Office of Postsecondary Education:									
Higher Education	208	.....	208	1,574	.....	1,574	1,450	.....	1,450
Other	-1	1	-1	176	3	173	331	5	325
Total--Office of Postsecondary Education	207	1	207	1,750	3	1,747	1,781	5	1,776
Office of Federal Student Aid:									
Student Financial Assistance	1,223	.....	1,223	19,617	.....	19,617	19,322	.....	19,322
Student Aid Administration	143	.....	143	1,087	.....	1,087	1,064	.....	1,064
Federal Student Loan Reserve Fund	-110	.....	-110	-110	.....	-110	-191	.....	-191
Federal Direct Student Loans	(**)	.....	(**)	5,169	.....	5,169	6,533	.....	6,533
Federal Family Education Loans	-21	.....	-21	-142	.....	-142	-963	.....	-963
Other	3	1	3	17	5	12	12	4	8
Total--Office of Federal Student Aid	1,237	1	1,237	25,637	5	25,631	25,777	4	25,773
Institute of Education Sciences	78	.....	78	445	.....	445	397	.....	397
Departmental Management	46	.....	46	381	.....	381	384	.....	384
Other	14	.....	14	286	.....	286	(**)	.....	(**)
Proprietary Receipts from the Public	.....	378	-378	.....	5,447	-5,447	.....	6,856	-6,856
Intrabudgetary Transactions	7	.....	7	30	.....	30	89	.....	89
<b>Total--Department of Education</b>	<b>5,359</b>	<b>379</b>	<b>4,980</b>	<b>57,778</b>	<b>5,455</b>	<b>52,323</b>	<b>55,839</b>	<b>6,866</b>	<b>48,974</b>
<b>Department of Energy:</b>									
National Nuclear Security Administration:									
Naval Reactors	213	.....	213	983	.....	983	841	.....	841
Weapons Activities	929	.....	929	6,960	.....	6,960	6,206	.....	6,206
Defense Nuclear Nonproliferation	149	.....	149	1,162	.....	1,162	1,204	.....	1,204
Other	29	.....	29	272	.....	272	266	.....	266
Environmental and Other Defense Activities:									

**Table 5. Outlays of the U.S. Government, May 2019 and Other Periods - Continued**

[\$ millions]

Classification	This Month			Current Fiscal Year to Date			Prior Fiscal Year to Date		
	Gross Outlays	Applicable Receipts	Outlays	Gross Outlays	Applicable Receipts	Outlays	Gross Outlays	Applicable Receipts	Outlays
<b>Department of Energy: - Continued</b>									
Defense Environmental Cleanup	456	.....	456	3,798	.....	3,798	3,572	.....	3,572
Other Defense Activities	84	.....	84	519	.....	519	486	.....	486
Defense Nuclear Waste Disposal	(**)	.....	(**)	1	.....	1	3	.....	3
Energy Programs:									
Science	423	.....	423	3,732	.....	3,732	3,416	.....	3,416
Energy Supply	154	.....	154	1,074	.....	1,074	948	.....	948
Energy Efficiency and Renewable Energy	180	.....	180	1,211	.....	1,211	1,135	.....	1,135
Fossil Energy Research and Development	56	.....	56	411	.....	411	347	.....	347
Uranium Enrichment Decontamination and Decommissioning Fund	76	.....	76	533	.....	533	494	.....	494
Advanced Technology Vehicles Manufacturing Loan Program	(**)	.....	(**)	2	.....	2	106	.....	106
Title 17 Innovative Technology Loan Guarantee Program	14	.....	14	7	.....	7	14	.....	14
Other	116	5	111	750	79	671	703	73	630
<b>Total--Energy Programs</b>	<b>1,018</b>	<b>5</b>	<b>1,013</b>	<b>7,719</b>	<b>79</b>	<b>7,640</b>	<b>7,163</b>	<b>73</b>	<b>7,089</b>
Power Marketing Administration	350	302	48	2,643	2,688	-45	2,437	2,634	-198
Departmental Administration	48	.....	48	196	.....	196	170	.....	170
Proprietary Receipts from the Public	.....	123	-123	.....	1,653	-1,653	.....	1,770	-1,770
Intrabudgetary Transactions	-184	.....	-184	-1,081	.....	-1,081	-1,084	.....	-1,084
<b>Total--Department of Energy</b>	<b>3,092</b>	<b>430</b>	<b>2,663</b>	<b>23,172</b>	<b>4,420</b>	<b>18,753</b>	<b>21,263</b>	<b>4,477</b>	<b>16,786</b>
<b>Department of Health and Human Services:</b>									
Food and Drug Administration	586	1	585	2,303	6	2,296	1,561	6	1,556
Health Resources and Services Administration	989	.....	989	7,708	.....	7,708	7,206	.....	7,206
Indian Health Service	778	.....	778	4,483	.....	4,483	3,815	.....	3,815
Centers for Disease Control and Prevention	799	.....	799	5,134	.....	5,134	5,021	.....	5,021
National Institutes of Health	3,020	.....	3,020	23,486	.....	23,486	21,791	.....	21,791
Substance Abuse and Mental Health Services Administration	401	.....	401	2,669	.....	2,669	2,411	.....	2,411
Agency for Healthcare Research and Quality	29	.....	29	213	.....	213	219	.....	219
Centers for Medicare and Medicaid Services:									
Grants to States for Medicaid	34,994	.....	34,994	268,533	.....	268,533	258,924	.....	258,924
Payments to Health Care Trust Funds	29,922	.....	29,922	238,631	.....	238,631	225,828	.....	225,828
Children's Health Insurance Fund	1,651	.....	1,651	11,826	.....	11,826	11,449	.....	11,449
State Grants and Demonstrations	14	.....	14	222	.....	222	304	.....	304
Federal Hospital Insurance Trust Fund:									
Benefit Payments	42,703	.....	42,703	225,848	.....	225,848	192,569	.....	192,569
Administrative Expenses	329	.....	329	2,727	.....	2,727	2,720	.....	2,720
<b>Total--Federal Hospital Insurance Trust Fund</b>	<b>43,033</b>	<b>.....</b>	<b>43,033</b>	<b>228,575</b>	<b>.....</b>	<b>228,575</b>	<b>195,289</b>	<b>.....</b>	<b>195,289</b>
Health Care Fraud and Abuse Control	164	.....	164	1,152	.....	1,152	1,023	.....	1,023
Federal Supplementary Medical Insurance Trust Fund:									
Benefit Payments	50,068	.....	50,068	252,148	.....	252,148	203,407	.....	203,407
Administrative Expenses	324	.....	324	2,580	.....	2,580	2,296	.....	2,296
Medicare Prescription Drugs:									
Benefit Payments	14,999	.....	14,999	62,945	.....	62,945	52,505	.....	52,505
Administrative Expenses	.....	.....	.....	.....	.....	.....	226	.....	226
<b>Total--Federal Supplementary Medical Insurance Trust Fund</b>	<b>65,390</b>	<b>.....</b>	<b>65,390</b>	<b>317,673</b>	<b>.....</b>	<b>317,673</b>	<b>258,435</b>	<b>.....</b>	<b>258,435</b>
Other	98	.....	98	5,123	.....	5,123	3,468	.....	3,468
<b>Total--Centers for Medicare and Medicaid Services</b>	<b>175,266</b>	<b>.....</b>	<b>175,266</b>	<b>1,071,735</b>	<b>.....</b>	<b>1,071,735</b>	<b>954,721</b>	<b>.....</b>	<b>954,721</b>
Administration for Children and Families:									
Temporary Assistance for Needy Families	1,217	.....	1,217	10,340	.....	10,340	10,821	.....	10,821
Contingency Fund	46	.....	46	270	.....	270	538	.....	538
Payments to States for Child Support Enforcement and Family Support Programs	246	.....	246	2,400	.....	2,400	2,396	.....	2,396
Low Income Home Energy Assistance	240	.....	240	2,969	.....	2,969	2,631	.....	2,631
Refugee and Entrant Assistance	150	.....	150	1,583	.....	1,583	982	.....	982
Child Care Entitlement to States	264	.....	264	2,007	.....	2,007	1,551	.....	1,551
Payments to States for the Child Care and Development Block Grant	280	.....	280	2,339	.....	2,339	2,141	.....	2,141
Social Services Block Grant	144	.....	144	1,162	.....	1,162	1,056	.....	1,056
Children and Families Services Programs	1,134	.....	1,134	7,989	.....	7,989	7,477	.....	7,477
Payments to States for Foster Care and Adoption Assistance	696	.....	696	5,577	.....	5,577	5,764	.....	5,764
Other	52	.....	52	355	.....	355	327	.....	327
<b>Total--Administration for Children and Families</b>	<b>4,469</b>	<b>.....</b>	<b>4,469</b>	<b>36,990</b>	<b>.....</b>	<b>36,990</b>	<b>35,683</b>	<b>.....</b>	<b>35,683</b>

**Table 5. Outlays of the U.S. Government, May 2019 and Other Periods - Continued**

[\$ millions]

Classification	This Month			Current Fiscal Year to Date			Prior Fiscal Year to Date		
	Gross Outlays	Applicable Receipts	Outlays	Gross Outlays	Applicable Receipts	Outlays	Gross Outlays	Applicable Receipts	Outlays
<b>Department of Health and Human Services: - Continued</b>									
Administration for Community Living	160	.....	160	1,374	.....	1,374	1,228	.....	1,228
Departmental Management	206	.....	206	2,104	.....	2,104	2,439	.....	2,439
Other	155	.....	155	576	.....	576	572	.....	572
Proprietary Receipts from the Public	.....	10,375	-10,375	.....	85,074	-85,074	.....	78,761	-78,761
Intrabudgetary Transactions:									
Payments for Health Insurance for the Aged:									
Federal Supplementary Medical Insurance Trust Fund	-29,017	.....	-29,017	-221,745	.....	-221,745	-209,716	.....	-209,716
Payments for Tax and Other Credits:									
Federal Hospital Insurance Trust Fund	-901	.....	-901	-16,909	.....	-16,909	-16,140	.....	-16,140
Other	-12	.....	-12	-694	.....	-694	-320	.....	-320
<b>Total--Department of Health and Human Services</b>	<b>156,929</b>	<b>10,376</b>	<b>146,552</b>	<b>919,426</b>	<b>85,081</b>	<b>834,346</b>	<b>810,490</b>	<b>78,767</b>	<b>731,724</b>
<b>Department of Homeland Security:</b>									
Departmental Management and Operations	141	.....	141	890	.....	890	850	.....	850
Citizenship and Immigration Services	372	.....	372	2,672	.....	2,672	2,563	.....	2,563
United States Secret Service	191	.....	191	1,505	.....	1,505	1,389	.....	1,389
Transportation Security Administration	319	.....	319	3,991	.....	3,991	3,901	.....	3,901
Immigration and Customs Enforcement	644	.....	644	4,962	.....	4,962	4,640	.....	4,640
U.S. Customs and Border Protection	1,214	2	1,212	9,874	19	9,855	9,037	17	9,021
United States Coast Guard	1,220	.....	1,220	7,859	.....	7,859	7,160	.....	7,160
National Protection and Programs Directorate	179	.....	179	1,300	.....	1,300	1,243	.....	1,243
Federal Emergency Management Agency:									
State and Local Programs									
Firefighter Assistance Grants	22	.....	22	224	.....	224	401	.....	401
Disaster Relief	1,356	.....	1,356	10,891	.....	10,891	15,622	.....	15,622
National Flood Insurance Fund	96	202	-106	1,797	990	807	9,858	2,089	7,769
Other	102	.....	102	854	.....	854	1,003	.....	1,003
<b>Total--Federal Emergency Management Agency</b>	<b>1,624</b>	<b>202</b>	<b>1,422</b>	<b>14,209</b>	<b>990</b>	<b>13,219</b>	<b>27,660</b>	<b>2,089</b>	<b>25,571</b>
Science and Technology	73	.....	73	604	.....	604	617	.....	617
Domestic Nuclear Detection Office	25	.....	25	181	.....	181	224	.....	224
Other	35	.....	35	304	.....	304	301	.....	301
Proprietary Receipts from the Public	.....	74	-74	.....	639	-639	.....	694	-694
Intrabudgetary Transactions	-94	.....	-94	-33	.....	-33	-69	.....	-69
Offsetting Governmental Receipts	.....	1,302	-1,302	.....	8,019	-8,019	.....	7,734	-7,734
<b>Total--Department of Homeland Security</b>	<b>5,943</b>	<b>1,581</b>	<b>4,362</b>	<b>48,317</b>	<b>9,667</b>	<b>38,650</b>	<b>59,517</b>	<b>10,534</b>	<b>48,983</b>
<b>Department of Housing and Urban Development:</b>									
Public and Indian Housing Programs:									
Tenant Based Rental Assistance	1,951	.....	1,951	14,744	.....	14,744	14,075	.....	14,075
Housing Certificate Fund	6	.....	6	122	.....	122	98	.....	98
Public Housing Capital Fund	148	.....	148	1,374	.....	1,374	1,224	.....	1,224
Public Housing Operating Fund	314	.....	314	2,771	.....	2,771	2,919	.....	2,919
Revitalization of Severely Distressed Public Housing (Hope VI)	1	.....	1	10	.....	10	13	.....	13
Native American Housing Block Grant	160	.....	160	455	.....	455	315	.....	315
Other	17	.....	17	107	.....	107	85	.....	85
<b>Total--Public and Indian Housing Programs</b>	<b>2,598</b>	.....	<b>2,598</b>	<b>19,583</b>	.....	<b>19,583</b>	<b>18,729</b>	.....	<b>18,729</b>
Community Planning and Development:									
Housing Opportunities for Persons with AIDS	23	.....	23	211	.....	211	245	.....	245
Community Development Fund	400	.....	400	3,557	.....	3,557	3,972	.....	3,972
Home Investment Partnership Program	100	.....	100	592	.....	592	642	.....	642
Neighborhood Stabilization Program	1	.....	1	12	.....	12	14	.....	14
Homeless Assistance Grants	183	.....	183	1,446	.....	1,446	1,353	.....	1,353
Other	13	.....	13	82	.....	82	50	.....	50
<b>Total--Community Planning and Development</b>	<b>721</b>	.....	<b>721</b>	<b>5,900</b>	.....	<b>5,900</b>	<b>6,277</b>	.....	<b>6,277</b>
Housing Programs:									
Credit Accounts:									
FHA-Mutual Mortgage Insurance Fund, Program Account	1,276	.....	1,276	1,342	.....	1,342	12,707	.....	12,707
FHA-Mutual Mortgage Insurance Capital Reserve Account	-17,986	.....	-17,986	-22,019	.....	-22,019	-5,743	.....	-5,743
FHA-Mutual Mortgage and Cooperative Housing Insurance Fund, Liquidating Account	2	1	1	260	256	3	35	33	2
FHA-General and Special Risk Fund, Program Account	1,284	.....	1,284	1,284	.....	1,284	1,923	.....	1,923
FHA-General and Special Risk Fund, Liquidating Account	14	16	-2	115	189	-74	120	225	-105
Housing for the Elderly or Handicapped Fund, Liquidating Account	-11	2	-13	-88	31	-119	-24	142	-166

**Table 5. Outlays of the U.S. Government, May 2019 and Other Periods - Continued**

[\$ millions]

Classification	This Month			Current Fiscal Year to Date			Prior Fiscal Year to Date		
	Gross Outlays	Applicable Receipts	Outlays	Gross Outlays	Applicable Receipts	Outlays	Gross Outlays	Applicable Receipts	Outlays
<b>Department of Housing and Urban Development: - Continued</b>									
HUD Project-Based Rental Assistance	1,029	.....	1,029	8,024	.....	8,024	7,770	.....	7,770
Housing for the Elderly	60	.....	60	483	.....	483	484	.....	484
Housing for Persons with Disabilities	16	.....	16	123	.....	123	117	.....	117
Other Assisted Housing Programs	7	.....	7	59	.....	59	77	.....	77
Other	5	1	4	30	29	1	41	27	14
<b>Total--Housing Programs</b>	<b>-14,305</b>	<b>20</b>	<b>-14,325</b>	<b>-10,387</b>	<b>505</b>	<b>-10,892</b>	<b>17,507</b>	<b>428</b>	<b>17,079</b>
Government National Mortgage Association:									
Guarantees of Mortgage-Backed Securities	-35	(**)	-35	-192	2	-194	-84	1	-86
Management and Administration	127	.....	127	1,084	.....	1,084	1,108	.....	1,108
Other	13	.....	13	129	.....	129	134	.....	134
Proprietary Receipts from the Public:									
FHA-General and Special Risk Fund	.....	1,700	-1,700	.....	2,010	-2,010	.....	891	-891
Other	.....	3	-3	.....	252	-252	.....	272	-272
Intrabudgetary Transactions	(**)	.....	(**)	-4	.....	-4	-2	.....	-2
Offsetting Governmental Receipts	.....	1	-1	.....	10	-10	.....	10	-10
<b>Total--Department of Housing and Urban Development</b>	<b>-10,881</b>	<b>1,724</b>	<b>-12,605</b>	<b>16,114</b>	<b>2,778</b>	<b>13,335</b>	<b>43,669</b>	<b>1,602</b>	<b>42,066</b>
<b>Department of the Interior:</b>									
Land and Minerals Management:									
Bureau of Land Management:									
Management of Lands and Resources	99	.....	99	714	.....	714	672	.....	672
Other	49	3	46	217	36	181	236	37	199
Bureau of Ocean Energy Management	10	.....	10	85	.....	85	68	.....	68
Office of Surface Mining Reclamation and Enforcement	29	.....	29	528	.....	528	677	.....	677
<b>Total--Land and Minerals Management</b>	<b>187</b>	<b>3</b>	<b>184</b>	<b>1,543</b>	<b>36</b>	<b>1,507</b>	<b>1,652</b>	<b>37</b>	<b>1,615</b>
Water and Science:									
Bureau of Reclamation:									
Water and Related Resources	86	.....	86	652	.....	652	539	.....	539
Other	65	23	42	511	250	261	388	244	144
Central Utah Project	1	.....	1	17	.....	17	15	.....	15
United States Geological Survey	94	.....	94	746	.....	746	704	.....	704
<b>Total--Water and Science</b>	<b>246</b>	<b>23</b>	<b>223</b>	<b>1,927</b>	<b>250</b>	<b>1,676</b>	<b>1,646</b>	<b>244</b>	<b>1,402</b>
Fish and Wildlife and Parks:									
United States Fish and Wildlife Service	246	.....	246	1,870	.....	1,870	1,821	.....	1,821
National Park Service	273	.....	273	2,055	.....	2,055	2,058	.....	2,058
<b>Total--Fish and Wildlife and Parks</b>	<b>519</b>	<b>.....</b>	<b>519</b>	<b>3,925</b>	<b>.....</b>	<b>3,925</b>	<b>3,879</b>	<b>.....</b>	<b>3,879</b>
Indian Affairs:									
Bureau of Indian Affairs and Bureau of Indian Education	379	(**)	379	1,911	(**)	1,911	1,447	(**)	1,447
<b>Total--Indian Affairs</b>	<b>379</b>	<b>(**)</b>	<b>379</b>	<b>1,911</b>	<b>(**)</b>	<b>1,911</b>	<b>1,447</b>	<b>(**)</b>	<b>1,447</b>
Departmental Offices:									
Mineral Leasing and Associated Payments	128	.....	128	1,585	.....	1,585	958	.....	958
Other	18	.....	18	392	.....	392	369	.....	369
Insular Affairs	15	.....	15	203	.....	203	220	.....	220
Office of the Special Trustee for American Indians	55	.....	55	269	.....	269	254	.....	254
Department-Wide Programs	88	.....	88	889	.....	889	1,834	.....	1,834
<b>Total--Departmental Offices</b>	<b>304</b>	<b>.....</b>	<b>304</b>	<b>3,338</b>	<b>.....</b>	<b>3,338</b>	<b>3,636</b>	<b>.....</b>	<b>3,636</b>
Other	18	.....	18	174	.....	174	178	.....	178
Proprietary Receipts from the Public	.....	407	-407	.....	4,588	-4,588	.....	3,129	-3,129
Intrabudgetary Transactions	-6	.....	-6	677	.....	677	-67	.....	-67
<b>Total--Department of the Interior</b>	<b>1,647</b>	<b>434</b>	<b>1,213</b>	<b>13,494</b>	<b>4,875</b>	<b>8,619</b>	<b>12,372</b>	<b>3,411</b>	<b>8,962</b>
<b>Department of Justice:</b>									
General Administration	26	.....	26	837	.....	837	892	.....	892
Legal Activities and U.S. Marshals:									
General Legal Activities	85	.....	85	2,500	.....	2,500	1,356	.....	1,356
United States Attorneys	170	.....	170	1,234	.....	1,234	1,281	.....	1,281
United States Marshals Service	114	.....	114	871	.....	871	819	.....	819
Assets Forfeiture Fund	335	.....	335	1,660	.....	1,660	2,117	.....	2,117
Other	196	.....	196	1,449	.....	1,449	1,285	.....	1,285
Federal Bureau of Investigation	734	.....	734	6,187	.....	6,187	5,727	.....	5,727
Drug Enforcement Administration	274	.....	274	1,701	.....	1,701	1,593	.....	1,593
Bureau of Alcohol, Tobacco, Firearms, and Explosives	110	.....	110	840	.....	840	798	.....	798
Federal Prison System	677	30	647	4,927	241	4,687	4,631	246	4,385
Office of Justice Programs:									



**Table 5. Outlays of the U.S. Government, May 2019 and Other Periods - Continued**

[\$ millions]

Classification	This Month			Current Fiscal Year to Date			Prior Fiscal Year to Date		
	Gross Outlays	Applicable Receipts	Outlays	Gross Outlays	Applicable Receipts	Outlays	Gross Outlays	Applicable Receipts	Outlays
<b>Department of Justice: - Continued</b>									
State and Local Law Enforcement Assistance	96	.....	96	840	.....	840	504	.....	504
Community Oriented Policing Services	17	.....	17	115	.....	115	110	.....	110
Crime Victims Fund	220	.....	220	1,481	.....	1,481	1,169	.....	1,169
Other	102	.....	102	633	.....	633	604	.....	604
Other	51	.....	51	417	.....	417	394	.....	394
Proprietary Receipts from the Public	.....	157	-157	.....	1,574	-1,574	.....	274	-274
Intrabudgetary Transactions	389	.....	389	-221	.....	-221	1,455	.....	1,455
Offsetting Governmental Receipts	.....	79	-79	.....	495	-495	.....	423	-423
<b>Total--Department of Justice</b>	<b>3,597</b>	<b>265</b>	<b>3,332</b>	<b>25,472</b>	<b>2,309</b>	<b>23,163</b>	<b>24,734</b>	<b>943</b>	<b>23,791</b>
<b>Department of Labor:</b>									
Employment and Training Administration:									
Training and Employment Services	319	.....	319	2,184	.....	2,184	2,122	.....	2,122
Office of Job Corps	138	.....	138	1,018	.....	1,018	992	.....	992
Community Service Employment for Older Americans	36	.....	36	261	.....	261	261	.....	261
Federal Unemployment Benefits and Allowances	31	.....	31	233	.....	233	296	.....	296
Federal Additional Unemployment Compensation Program-Recovery Act	(**)	.....	(**)	-2	.....	-2	-2	.....	-2
State Unemployment Insurance and Employment Service Operations	-2	.....	-2	-294	.....	-294	-108	.....	-108
Payments to the Unemployment Trust Fund	.....	.....	.....	2	.....	2	3	.....	3
Program Administration	6	.....	6	71	.....	71	84	.....	84
Unemployment Trust Fund:									
Federal-State Unemployment Insurance:									
State Unemployment Benefits	2,053	.....	2,053	19,101	.....	19,101	20,113	.....	20,113
State Administrative Expenses	321	.....	321	2,614	.....	2,614	2,467	.....	2,467
Federal Administrative Expenses	22	.....	22	363	.....	363	256	.....	256
Other	(**)	.....	(**)	4	.....	4	24	.....	24
<b>Total--Unemployment Trust Fund</b>	<b>2,396</b>	<b>.....</b>	<b>2,396</b>	<b>22,081</b>	<b>.....</b>	<b>22,081</b>	<b>22,860</b>	<b>.....</b>	<b>22,860</b>
Other	(**)	.....	(**)	18	.....	18	99	.....	99
<b>Total--Employment and Training Administration</b>	<b>2,924</b>	<b>.....</b>	<b>2,924</b>	<b>25,574</b>	<b>.....</b>	<b>25,574</b>	<b>26,607</b>	<b>.....</b>	<b>26,607</b>
Pension Benefit Guaranty Corporation	554	846	-292	4,317	8,270	-3,954	4,201	6,238	-2,037
Office of Workers' Compensation Programs:									
Special Benefits	189	.....	189	-732	.....	-732	-886	.....	-886
Energy Employees Occupational Illness Compensation Fund	161	.....	161	945	.....	945	903	.....	903
Special Benefits for Disabled Coal Miners	6	.....	6	47	.....	47	54	.....	54
Black Lung Disability Trust Fund	19	.....	19	144	.....	144	135	.....	135
Other	29	.....	29	242	.....	242	225	.....	225
Wage and Hour Division	18	.....	18	173	.....	173	167	.....	167
Occupational Safety and Health Administration	44	.....	44	372	.....	372	347	.....	347
Mine Safety and Health Administration	26	.....	26	239	.....	239	228	.....	228
Bureau of Labor Statistics	39	.....	39	358	.....	358	355	.....	355
Departmental Management	99	.....	99	323	.....	323	450	.....	450
Other	20	.....	20	210	.....	210	202	.....	202
Proprietary Receipts from the Public	.....	1	-1	.....	4	-4	.....	3	-3
Intrabudgetary Transactions	-114	.....	-114	-294	.....	-294	-324	.....	-324
<b>Total--Department of Labor</b>	<b>4,014</b>	<b>847</b>	<b>3,167</b>	<b>31,916</b>	<b>8,274</b>	<b>23,642</b>	<b>32,665</b>	<b>6,241</b>	<b>26,424</b>
<b>Department of State:</b>									
Administration of Foreign Affairs:									
Diplomatic and Consular Programs	960	.....	960	6,519	.....	6,519	5,254	.....	5,254
Educational and Cultural Exchange Programs	61	.....	61	429	.....	429	427	.....	427
Embassy Security, Construction, and Maintenance	177	.....	177	659	.....	659	1,409	.....	1,409
Payment to Foreign Service Retirement and Disability Fund	.....	.....	.....	159	.....	159	57	.....	57
Foreign Service Retirement and Disability Fund	83	.....	83	654	.....	654	641	.....	641
Other	212	.....	212	1,982	.....	1,982	86	.....	86
<b>Total--Administration of Foreign Affairs</b>	<b>1,493</b>	<b>.....</b>	<b>1,493</b>	<b>10,402</b>	<b>.....</b>	<b>10,402</b>	<b>7,874</b>	<b>.....</b>	<b>7,874</b>
International Organizations and Conferences	8	.....	8	2,145	.....	2,145	1,056	.....	1,056
Global Health and Child Survival	1,128	.....	1,128	6,152	.....	6,152	5,517	.....	5,517
Migration and Refugee Assistance	219	.....	219	1,890	.....	1,890	1,228	.....	1,228
International Narcotics Control and Law Enforcement	86	.....	86	674	.....	674	699	.....	699
Andean Counterdrug Programs	(**)	.....	(**)	(**)	.....	(**)	(**)	.....	(**)
Other	77	.....	77	364	.....	364	340	.....	340
Proprietary Receipts from the Public	.....	221	-221	.....	2,352	-2,352	.....	-3	3
Intrabudgetary Transactions	-71	.....	-71	-221	.....	-221	-113	.....	-113
<b>Total--Department of State</b>	<b>2,941</b>	<b>221</b>	<b>2,720</b>	<b>21,407</b>	<b>2,352</b>	<b>19,055</b>	<b>16,601</b>	<b>-3</b>	<b>16,604</b>

**Table 5. Outlays of the U.S. Government, May 2019 and Other Periods - Continued**

[\$ millions]

Classification	This Month			Current Fiscal Year to Date			Prior Fiscal Year to Date		
	Gross Outlays	Applicable Receipts	Outlays	Gross Outlays	Applicable Receipts	Outlays	Gross Outlays	Applicable Receipts	Outlays
<b>Department of Transportation:</b>									
Office of the Secretary	79	.....	79	465	.....	465	547	.....	547
Federal Aviation Administration:									
Operations	10	.....	10	757	.....	757	450	.....	450
Airport and Airway Trust Fund:									
Grants-In-Aid for Airports	183	.....	183	1,579	.....	1,579	1,979	.....	1,979
Facilities and Equipment	215	.....	215	1,753	.....	1,753	1,602	.....	1,602
Research, Engineering, and Development	6	.....	6	97	.....	97	95	.....	95
Trust Fund Share of FAA Operations	800	.....	800	5,850	.....	5,850	6,098	.....	6,098
Total--Airport and Airway Trust Fund	1,205	.....	1,205	9,278	.....	9,278	9,774	.....	9,774
Other	-23	3	-26	488	24	464	16	18	-2
Total--Federal Aviation Administration	1,192	3	1,189	10,523	24	10,499	10,240	18	10,222
Federal Highway Administration:									
Highway Trust Fund:									
Federal-Aid Highways	3,781	.....	3,781	25,060	.....	25,060	24,449	.....	24,449
Other	(**)	.....	(**)	5	.....	5	6	.....	6
Other Programs	140	.....	140	768	.....	768	528	.....	528
Total--Federal Highway Administration	3,921	.....	3,921	25,833	.....	25,833	24,982	.....	24,982
Federal Motor Carrier Safety Administration	43	.....	43	368	.....	368	356	.....	356
National Highway Traffic Safety Administration	77	.....	77	650	.....	650	676	.....	676
Federal Railroad Administration:									
Capital and Debt Service Grants to the National Railroad Passenger Corporation									
Other	1	.....	1	2	.....	2	64	.....	64
Other	49	.....	49	948	.....	948	924	.....	924
Total--Federal Railroad Administration	50	.....	50	950	.....	950	989	.....	989
Federal Transit Administration:									
Formula Grants	(**)	.....	(**)	7	.....	7	10	.....	10
Capital Investment Grants	160	.....	160	955	.....	955	1,173	.....	1,173
Transit Formula Grants	744	.....	744	5,707	.....	5,707	5,805	.....	5,805
Other	111	.....	111	678	.....	678	559	.....	559
Total--Federal Transit Administration	1,016	.....	1,016	7,347	.....	7,347	7,547	.....	7,547
Maritime Administration	80	1	80	249	3	246	220	2	217
Other	81	5	76	338	26	312	357	25	332
Proprietary Receipts from the Public	.....	33	-33	.....	84	-84	.....	52	-52
Intrabudgetary Transactions:									
Other	(**)	.....	(**)	-1	.....	-1	-111	.....	-111
Offsetting Governmental Receipts	.....	96	-96	.....	130	-130	.....	61	-61
<b>Total--Department of Transportation</b>	<b>6,539</b>	<b>139</b>	<b>6,400</b>	<b>46,722</b>	<b>267</b>	<b>46,455</b>	<b>45,802</b>	<b>158</b>	<b>45,644</b>
<b>Department of the Treasury:</b>									
Departmental Offices:									
Exchange Stabilization Fund	.....	47	-47	35	395	-360	96	252	-156
Grants for Specified Energy Property in Lieu of Tax Credit									
Other	.....	.....	.....	.....	.....	.....	48	.....	48
Housing and Economic Recovery Programs	(**)	.....	(**)	1	.....	1	4,001	.....	4,001
Troubled Asset Relief Program	207	.....	207	1,019	.....	1,019	1,505	.....	1,505
Other	127	.....	127	1,151	.....	1,151	1,118	.....	1,118
Bureau of the Fiscal Service:									
Payment to the Resolution Funding Corporation	.....	.....	.....	1,976	.....	1,976	1,976	.....	1,976
Financial Agent Services	86	.....	86	548	.....	548	495	.....	495
Claims, Judgements, and Relief Acts	165	.....	165	1,322	.....	1,322	1,252	.....	1,252
Other	45	(**)	45	811	(**)	811	2,048	(**)	2,048
Total--Bureau of the Fiscal Service	296	(**)	296	4,658	(**)	4,658	5,771	(**)	5,771
Federal Financing Bank	-34	.....	-34	-1,210	.....	-1,210	-1,079	.....	-1,079
Alcohol and Tobacco Tax and Trade Bureau:									
Salaries and Expenses	9	.....	9	75	.....	75	73	.....	73
Internal Revenue Collections for Puerto Rico	36	.....	36	288	.....	288	301	.....	301
Bureau of Engraving and Printing	-7	.....	-7	-36	.....	-36	-3	.....	-3
United States Mint	118	212	-94	1,077	1,363	-286	1,099	1,459	-360
Internal Revenue Service:									
Taxpayer Services	224	.....	224	1,691	.....	1,691	1,598	.....	1,598
Enforcement	356	.....	356	2,946	.....	2,946	2,994	.....	2,994
Operations Support	332	.....	332	2,857	.....	2,857	2,653	.....	2,653

**Table 5. Outlays of the U.S. Government, May 2019 and Other Periods - Continued**

[\$ millions]

Classification	This Month			Current Fiscal Year to Date			Prior Fiscal Year to Date		
	Gross Outlays	Applicable Receipts	Outlays	Gross Outlays	Applicable Receipts	Outlays	Gross Outlays	Applicable Receipts	Outlays
<b>Department of the Treasury: - Continued</b>									
Build America Bond Payments, Recovery Act	320	.....	320	2,298	.....	2,298	2,549	.....	2,549
Refundable Premium Tax Credits and Cost Sharing Reductions	3,792	.....	3,792	30,120	.....	30,120	27,507	.....	27,507
Payment Where Earned Income Credit Exceeds Liability for Tax	1,804	.....	1,804	57,116	.....	57,116	57,033	.....	57,033
Payment Where Child Tax Credit Exceeds Liability for Tax	810	.....	810	27,780	.....	27,780	18,014	.....	18,014
Payment Where American Opportunity Tax Credit Exceeds Liability for Tax	118	.....	118	2,771	.....	2,771	3,001	.....	3,001
Refunding Internal Revenue Collections, Interest	132	.....	132	1,209	.....	1,209	1,054	.....	1,054
Other	2,296	(**)	2,296	4,603	(**)	4,603	1,751	1	1,750
<b>Total--Internal Revenue Service</b>	<b>10,183</b>	<b>(**)</b>	<b>10,183</b>	<b>133,392</b>	<b>(**)</b>	<b>133,392</b>	<b>118,153</b>	<b>1</b>	<b>118,152</b>
Comptroller of the Currency	78	9	70	708	599	109	863	640	223
Interest on the Public Debt:									
Interest on Treasury Debt Securities (Gross):									
Public Issues (Accrual Basis)	40,209	.....	40,209	257,577	.....	257,577	226,263	.....	226,263
Special Issues (Cash Basis)	7,620	.....	7,620	96,492	.....	96,492	91,799	.....	91,799
<b>Total--Interest on Treasury Debt Securities (Gross)</b>	<b>47,829</b>	.....	<b>47,829</b>	<b>354,068</b>	.....	<b>354,068</b>	<b>318,063</b>	.....	<b>318,063</b>
<b>Total--Interest on the Public Debt</b>	<b>47,829</b>	.....	<b>47,829</b>	<b>354,068</b>	.....	<b>354,068</b>	<b>318,063</b>	.....	<b>318,063</b>
Other	10	.....	10	78	.....	78	75	.....	75
Proprietary Receipts from the Public	.....	-528	528	.....	14,381	-14,381	.....	5,648	-5,648
Intrabudgetary Transactions	-165	.....	-165	-1,547	.....	-1,547	-1,477	.....	-1,477
<b>Total--Department of the Treasury</b>	<b>58,687</b>	<b>-259</b>	<b>58,946</b>	<b>493,758</b>	<b>16,739</b>	<b>477,018</b>	<b>448,606</b>	<b>8,000</b>	<b>440,606</b>
<b>Department of Veterans Affairs:</b>									
Joint DOD-VA Medical Facility Demonstration Fund	46	.....	46	296	.....	296	268	.....	268
Veterans Health Administration:									
Veterans Choice Fund, Veterans Health Administration	319	.....	319	2,866	.....	2,866	2,630	.....	2,630
Medical Services	6,809	.....	6,809	42,968	.....	42,968	37,820	.....	37,820
Medical Support and Compliance	819	.....	819	4,676	.....	4,676	4,213	.....	4,213
Medical Facilities	601	.....	601	4,013	.....	4,013	3,602	.....	3,602
Other	128	39	89	844	319	526	791	310	481
Benefits Programs:									
Public Enterprise Funds:									
Housing Accounts	(**)	1	-1	1	8	-7	2	8	-6
Other	83	81	2	617	618	-1	601	599	2
Compensation and Pensions	16,592	.....	16,592	73,729	.....	73,729	53,183	.....	53,183
Readjustment Benefits	1,455	.....	1,455	9,991	.....	9,991	9,029	.....	9,029
Veterans Housing Benefit Program Fund	16	.....	16	165	.....	165	904	.....	904
Insurance Funds:									
National Service Life	64	.....	64	479	.....	479	535	.....	535
Veterans Special Life	19	1	18	130	39	91	131	45	86
Other	11	.....	11	69	.....	69	70	.....	70
<b>Total--Benefits Programs</b>	<b>18,240</b>	<b>83</b>	<b>18,156</b>	<b>85,182</b>	<b>665</b>	<b>84,517</b>	<b>64,455</b>	<b>651</b>	<b>63,803</b>
Departmental Administration:									
Construction	309	.....	309	1,020	.....	1,020	957	.....	957
Information Technology Systems	364	.....	364	3,087	.....	3,087	2,933	.....	2,933
General Operating Expenses	40	(**)	40	2,142	(**)	2,141	2,003	(**)	2,003
Other	146	.....	146	1,143	.....	1,143	930	.....	930
Proprietary Receipts from the Public:									
National Service Life	.....	2	-2	.....	20	-20	.....	33	-33
Other	.....	577	-577	.....	6,250	-6,250	.....	4,902	-4,902
Intrabudgetary Transactions	-1	.....	-1	-54	.....	-54	-3	.....	-3
<b>Total--Department of Veterans Affairs</b>	<b>27,821</b>	<b>701</b>	<b>27,120</b>	<b>148,182</b>	<b>7,254</b>	<b>140,928</b>	<b>120,599</b>	<b>5,897</b>	<b>114,702</b>
<b>Corps of Engineers:</b>									
Construction	-5	.....	-5	992	.....	992	721	.....	721
Operation and Maintenance	328	.....	328	2,247	.....	2,247	2,011	.....	2,011
Flood Control and Coastal Emergencies	19	.....	19	379	.....	379	665	.....	665
Rivers and Harbors Contributed Funds	7	.....	7	244	.....	244	254	.....	254
Other	29	.....	29	868	.....	868	713	.....	713
Proprietary Receipts from the Public	.....	82	-82	.....	458	-458	.....	653	-653
Intrabudgetary Transactions	(**)	.....	(**)	(**)	.....	(**)	(**)	.....	(**)
<b>Total--Corps of Engineers</b>	<b>378</b>	<b>82</b>	<b>296</b>	<b>4,730</b>	<b>458</b>	<b>4,272</b>	<b>4,364</b>	<b>653</b>	<b>3,711</b>
<b>Other Defense Civil Programs:</b>									
Military Retirement:									

**Table 5. Outlays of the U.S. Government, May 2019 and Other Periods - Continued**

[\$ millions]

Classification	This Month			Current Fiscal Year to Date			Prior Fiscal Year to Date		
	Gross Outlays	Applicable Receipts	Outlays	Gross Outlays	Applicable Receipts	Outlays	Gross Outlays	Applicable Receipts	Outlays
<b>Other Defense Civil Programs: - Continued</b>									
Payment to Military Retirement Fund	.....	.....	.....	87,996	.....	87,996	82,877	.....	82,877
Military Retirement Fund	9,757	.....	9,757	44,991	.....	44,991	34,735	.....	34,735
Retiree Health Care:									
Payment to Department of Defense Medicare-Eligible Retiree Health Care Fund	.....	.....	.....	5,720	.....	5,720	6,567	.....	6,567
Department of Defense Medicare-Eligible Retiree Health Care Fund	645	.....	645	7,125	.....	7,125	6,918	.....	6,918
Educational Benefits	19	.....	19	158	.....	158	179	.....	179
Other	24	.....	24	202	.....	202	184	.....	184
Proprietary Receipts from the Public	.....	2	-2	.....	15	-15	.....	14	-14
Intrabudgetary Transactions	-1,406	.....	-1,406	-100,939	.....	-100,939	-95,690	.....	-95,690
<b>Total--Other Defense Civil Programs</b>	<b>9,040</b>	<b>2</b>	<b>9,039</b>	<b>45,253</b>	<b>15</b>	<b>45,238</b>	<b>35,769</b>	<b>14</b>	<b>35,756</b>
<b>Environmental Protection Agency:</b>									
Science and Technology	49	.....	49	446	.....	446	474	.....	474
Environmental Programs and Management	308	.....	308	1,691	.....	1,691	1,630	.....	1,630
State and Tribal Assistance Grants	264	.....	264	2,772	.....	2,772	2,472	.....	2,472
Payment to the Hazardous Substance Superfund	.....	.....	.....	1,084	.....	1,084	1,094	.....	1,094
Hazardous Substance Superfund	93	.....	93	854	.....	854	864	.....	864
Other	-5	2	-7	87	37	50	210	28	182
Proprietary Receipts from the Public	.....	68	-68	.....	195	-195	.....	207	-207
Intrabudgetary Transactions	10	.....	10	-1,066	.....	-1,066	-1,073	.....	-1,073
Offsetting Governmental Receipts	.....	2	-2	.....	16	-16	.....	18	-18
<b>Total--Environmental Protection Agency</b>	<b>719</b>	<b>73</b>	<b>646</b>	<b>5,869</b>	<b>248</b>	<b>5,621</b>	<b>5,671</b>	<b>253</b>	<b>5,417</b>
<b>Executive Office of the President:</b>									
The White House	6	.....	6	36	.....	36	33	.....	33
Office of Management and Budget	11	.....	11	70	.....	70	62	.....	62
Unanticipated Needs	3	.....	3	15	.....	15	22	.....	22
Other	21	.....	21	152	.....	152	150	.....	150
Proprietary Receipts from the Public	.....	(**)	(**)	.....	(**)	(**)	.....	(**)	(**)
Intrabudgetary Transactions	(**)	.....	(**)	(**)	.....	(**)	-15	.....	-15
<b>Total--Executive Office of the President</b>	<b>40</b>	<b>(**)</b>	<b>40</b>	<b>272</b>	<b>(**)</b>	<b>272</b>	<b>253</b>	<b>(**)</b>	<b>252</b>
<b>General Services Administration:</b>									
Real Property Activities	-42	.....	-42	-572	.....	-572	-519	.....	-519
Supply and Technology Activities	136	.....	136	-83	.....	-83	227	.....	227
General Activities	35	.....	35	185	.....	185	187	.....	187
Proprietary Receipts from the Public	.....	-3	3	.....	29	-29	.....	108	-108
Intrabudgetary Transactions	(**)	.....	(**)	-8	.....	-8	-6	.....	-6
<b>Total--General Services Administration</b>	<b>129</b>	<b>-3</b>	<b>132</b>	<b>-479</b>	<b>29</b>	<b>-507</b>	<b>-111</b>	<b>108</b>	<b>-219</b>
<b>International Assistance Programs:</b>									
Millennium Challenge Corporation	36	.....	36	447	.....	447	447	.....	447
International Security Assistance:									
Pakistan Counterinsurgency Capability Fund	.....	.....	.....	.....	.....	.....	5	.....	5
Foreign Military Financing Program	134	.....	134	5,262	.....	5,262	5,240	.....	5,240
Economic Support Fund	251	.....	251	3,000	.....	3,000	3,113	.....	3,113
Other	69	.....	69	871	7	865	733	7	726
<b>Total--International Security Assistance</b>	<b>454</b>	.....	<b>454</b>	<b>9,133</b>	<b>7</b>	<b>9,126</b>	<b>9,091</b>	<b>7</b>	<b>9,084</b>
Multilateral Assistance:									
Other	53	.....	53	545	.....	545	463	.....	463
<b>Total--Multilateral Assistance</b>	<b>53</b>	.....	<b>53</b>	<b>545</b>	.....	<b>545</b>	<b>463</b>	.....	<b>463</b>
Agency for International Development:									
Development Assistance Program	204	.....	204	1,529	.....	1,529	1,570	.....	1,570
Assistance for Europe, Eurasia and Central Asia	65	.....	65	374	.....	374	281	.....	281
International Disaster Assistance	263	.....	263	2,447	.....	2,447	2,434	.....	2,434
Operating Expenses	83	.....	83	818	.....	818	785	.....	785
Other	70	28	42	199	179	19	-157	39	-196
Proprietary Receipts from the Public	.....	8	-8	.....	165	-165	.....	8	-8
Intrabudgetary Transactions	2	.....	2	-3	.....	-3	-1	.....	-1
<b>Total--Agency for International Development</b>	<b>687</b>	<b>37</b>	<b>651</b>	<b>5,365</b>	<b>344</b>	<b>5,021</b>	<b>4,912</b>	<b>46</b>	<b>4,865</b>
Overseas Private Investment Corporation:									
Overseas Private Investment Corporation Accounts	10	20	-11	84	103	-19	69	119	-50
Proprietary Receipts from the Public	.....	9	-9	.....	161	-161	.....	100	-100
<b>Total--Overseas Private Investment Corporation</b>	<b>10</b>	<b>29</b>	<b>-19</b>	<b>84</b>	<b>265</b>	<b>-181</b>	<b>69</b>	<b>219</b>	<b>-150</b>

**Table 5. Outlays of the U.S. Government, May 2019 and Other Periods - Continued**

[\$ millions]

Classification	This Month			Current Fiscal Year to Date			Prior Fiscal Year to Date		
	Gross Outlays	Applicable Receipts	Outlays	Gross Outlays	Applicable Receipts	Outlays	Gross Outlays	Applicable Receipts	Outlays
<b>International Assistance Programs: - Continued</b>									
Peace Corps	35	(**)	34	268	(**)	268	273	2	270
Military Sales Program:									
Foreign Military Sales Trust Fund	2,448	.....	2,448	22,293	.....	22,293	19,989	.....	19,989
Other	(**)	(**)	(**)	99	(**)	99	70	14	56
Proprietary Receipts from the Public	.....	-4,404	4,404	.....	21,196	-21,196	.....	22,604	-22,604
Other	11	(**)	10	58	2	56	78	(**)	78
<b>Total--International Assistance Programs</b>	<b>3,734</b>	<b>-4,339</b>	<b>8,073</b>	<b>38,291</b>	<b>21,814</b>	<b>16,477</b>	<b>35,391</b>	<b>22,892</b>	<b>12,498</b>
<b>National Aeronautics and Space Administration:</b>									
Science	582	.....	582	4,098	.....	4,098	3,774	.....	3,774
Aeronautics	65	.....	65	464	.....	464	411	.....	411
Exploration	427	.....	427	2,900	.....	2,900	2,909	.....	2,909
Cross Agency Support	300	.....	300	1,910	.....	1,910	1,773	.....	1,773
Space Operations	348	.....	348	2,927	.....	2,927	2,836	.....	2,836
Other	123	.....	123	836	.....	836	844	.....	844
Proprietary Receipts from the Public	.....	(**)	(**)	.....	1	-1	.....	1	-1
Intrabudgetary Transactions	(**)	.....	(**)	-1	.....	-1	-1	.....	-1
<b>Total--National Aeronautics and Space Administration</b>	<b>1,844</b>	<b>(**)</b>	<b>1,844</b>	<b>13,133</b>	<b>1</b>	<b>13,132</b>	<b>12,546</b>	<b>1</b>	<b>12,545</b>
<b>National Science Foundation:</b>									
Research and Related Activities	468	.....	468	3,542	.....	3,542	3,428	.....	3,428
Education and Human Resources	76	.....	76	606	.....	606	570	.....	570
Other	50	.....	50	347	.....	347	413	.....	413
Proprietary Receipts from the Public	.....	5	-5	.....	29	-29	.....	18	-18
<b>Total--National Science Foundation</b>	<b>594</b>	<b>5</b>	<b>589</b>	<b>4,495</b>	<b>29</b>	<b>4,466</b>	<b>4,410</b>	<b>18</b>	<b>4,393</b>
<b>Office of Personnel Management:</b>									
Government Payment for Annuitants, Employees Health and Life Insurance Benefits	1,106	.....	1,106	8,777	.....	8,777	8,547	.....	8,547
Postal Service Retiree Health Benefits Fund	316	.....	316	2,502	.....	2,502	2,451	.....	2,451
Civil Service Retirement and Disability Fund	7,380	.....	7,380	59,049	.....	59,049	57,126	.....	57,126
Employees Life Insurance Fund	327	347	-20	2,193	2,836	-643	2,173	2,638	-465
Employees and Retired Employees Health Benefits Fund	4,726	5,102	-376	36,913	37,475	-562	35,126	36,035	-909
Other	-14	.....	-14	158	.....	158	105	.....	105
Proprietary Receipts from the Public	.....	(**)	(**)	.....	4	-4	.....	2	-2
Intrabudgetary Transactions:									
Postal Service Contributions	.....	.....	.....	-637	.....	-637	-684	.....	-684
Civil Service Retirement and Disability Fund:									
Other	-3	.....	-3	-27	.....	-27	-25	.....	-25
<b>Total--Office of Personnel Management</b>	<b>13,837</b>	<b>5,449</b>	<b>8,388</b>	<b>108,927</b>	<b>40,314</b>	<b>68,613</b>	<b>104,820</b>	<b>38,676</b>	<b>66,144</b>
<b>Small Business Administration:</b>									
Salaries and Expenses	49	.....	49	330	(**)	329	-116	(**)	-116
Business Loans Program	(**)	(**)	(**)	242	(**)	242	285	1	285
Disaster Loans Program	12	(**)	12	292	(**)	292	973	(**)	972
Other	40	2	38	187	15	172	170	14	157
Proprietary Receipts from the Public	.....	1	-1	.....	946	-946	.....	1,744	-1,744
Intrabudgetary Transactions	(**)	.....	(**)	(**)	.....	(**)	1	.....	1
<b>Total--Small Business Administration</b>	<b>102</b>	<b>3</b>	<b>98</b>	<b>1,051</b>	<b>961</b>	<b>90</b>	<b>1,313</b>	<b>1,758</b>	<b>-445</b>
<b>Social Security Administration:</b>									
Payments to Social Security Trust Funds	20	.....	20	27,077	.....	27,077	27,576	.....	27,576
Supplemental Security Income Program	9,667	.....	9,667	44,616	.....	44,616	35,205	.....	35,205
Federal Old-Age and Survivors Insurance Trust Fund (Off-Budget):									
Benefit Payments	74,889	.....	74,889	586,141	.....	586,141	550,337	.....	550,337
Administrative Expenses	333	.....	333	2,640	.....	2,640	2,435	.....	2,435
<b>Total--Federal Old-Age and Survivors Insurance Trust Fund (Off-Budget)</b>	<b>75,223</b>	<b>.....</b>	<b>75,223</b>	<b>588,781</b>	<b>.....</b>	<b>588,781</b>	<b>552,772</b>	<b>.....</b>	<b>552,772</b>
Federal Disability Insurance Trust Fund (Off-Budget):									
Benefit Payments	12,177	.....	12,177	96,558	.....	96,558	95,648	.....	95,648
Administrative Expenses	301	.....	301	1,867	.....	1,867	1,834	.....	1,834
<b>Total--Federal Disability Insurance Trust Fund (Off-Budget)</b>	<b>12,478</b>	<b>.....</b>	<b>12,478</b>	<b>98,425</b>	<b>.....</b>	<b>98,425</b>	<b>97,482</b>	<b>.....</b>	<b>97,482</b>
Other	16	.....	16	106	.....	106	109	.....	109
Proprietary Receipts from the Public:									
On-Budget	.....	141	-141	.....	1,819	-1,819	.....	1,834	-1,834

**Table 5. Outlays of the U.S. Government, May 2019 and Other Periods - Continued**

[\$ millions]

Classification	This Month			Current Fiscal Year to Date			Prior Fiscal Year to Date		
	Gross Outlays	Applicable Receipts	Outlays	Gross Outlays	Applicable Receipts	Outlays	Gross Outlays	Applicable Receipts	Outlays
<b>Social Security Administration: - Continued</b>									
Off-Budget	.....	19	-19	.....	109	-109	.....	63	-63
Intrabudgetary Transactions:									
Off-Budget <sup>1</sup>	-20	.....	-20	-27,076	.....	-27,076	-27,574	.....	-27,574
<b>Total--Social Security Administration</b>	<b>97,384</b>	<b>160</b>	<b>97,224</b>	<b>731,928</b>	<b>1,928</b>	<b>730,000</b>	<b>685,569</b>	<b>1,897</b>	<b>683,672</b>
<b>Independent Agencies:</b>									
Broadcasting Board of Governors	51	(**)	51	500	(**)	500	499	(**)	499
Bureau of Consumer Financial Protection	38	.....	38	305	(**)	305	466	(**)	466
Corporation for National and Community Service	79	(**)	79	625	2	623	634	3	631
Corporation for Public Broadcasting	.....	.....	.....	465	.....	465	465	.....	465
District of Columbia:									
Courts	33	.....	33	209	(**)	209	222	(**)	222
General and Special Payments	26	(**)	26	476	55	421	460	47	413
Equal Employment Opportunity Commission	37	1	36	255	3	252	234	2	232
Export-Import Bank of the United States	3	33	-30	578	402	176	706	965	-259
Federal Communications Commission:									
Universal Service Fund	949	.....	949	6,615	.....	6,615	6,405	.....	6,405
Other	92	2	90	485	15	470	272	19	253
Federal Deposit Insurance Corporation:									
Deposit Insurance Fund	-66	.....	-66	-5,161	.....	-5,161	-9,536	.....	-9,536
FSLIC Resolution Fund	(**)	2	-2	(**)	14	-13	(**)	9	-8
<b>Total--Federal Deposit Insurance Corporation</b>	<b>-66</b>	<b>2</b>	<b>-68</b>	<b>-5,160</b>	<b>14</b>	<b>-5,174</b>	<b>-9,536</b>	<b>9</b>	<b>-9,545</b>
Federal Drug Control Programs	24	.....	24	168	.....	168	163	.....	163
Federal Housing Finance Agency	25	.....	25	176	.....	176	172	.....	172
Institute of Museum and Library Services	13	(**)	13	135	(**)	135	134	(**)	134
Intelligence Community Management Account	36	.....	36	377	.....	377	291	.....	291
Legal Services Corporation	69	.....	69	345	.....	345	269	.....	269
National Archives and Records Administration	39	1	38	262	11	251	261	17	245
National Credit Union Administration	193	91	101	777	1,160	-382	853	2,497	-1,644
National Endowment for the Arts	17	(**)	17	104	(**)	104	98	(**)	97
National Endowment for the Humanities	13	(**)	13	86	1	86	91	(**)	91
National Labor Relations Board	28	(**)	28	180	(**)	180	171	(**)	171
Nuclear Regulatory Commission	89	93	-4	602	563	39	587	577	10
Postal Service:									
Off-Budget:									
Public Enterprise Funds	6,670	5,626	1,044	60,618	61,100	-483	57,287	59,455	-2,168
Other	.....	.....	.....	265	.....	265	260	.....	260
Other	.....	.....	.....	55	.....	55	58	.....	58
Railroad Retirement Board:									
Federal Windfall Subsidy	1	.....	1	12	.....	12	14	.....	14
Federal Payments to the Railroad Retirement Accounts	(**)	.....	(**)	567	.....	567	524	.....	524
Railroad Unemployment Insurance Trust Fund:									
Benefit Payments	7	.....	7	59	.....	59	68	.....	68
Transfer To Administrative Funds	(**)	.....	(**)	13	.....	13	12	.....	12
Rail Industry Pension Fund:									
Benefit Payments	462	.....	462	3,691	.....	3,691	3,621	.....	3,621
OASDI Certifications	(**)	.....	(**)	-1	.....	-1	-2	.....	-2
Transfer to Administrative Funds	6	.....	6	64	.....	64	54	.....	54
Other	(**)	.....	(**)	(**)	.....	(**)	(**)	.....	(**)
National Railroad Retirement Investment Trust:									
Administrative Expenses	2	.....	2	40	.....	40	54	.....	54
Transfers to the Railroad Retirement Trust Funds from the National Railroad Retirement Investment Trust	176	.....	176	1,337	.....	1,337	1,282	.....	1,282
Railroad Social Security Equivalent Benefit Account:									
Benefit Payments	620	.....	620	4,921	.....	4,921	4,805	.....	4,805
Transfer To Administrative Funds	2	.....	2	24	.....	24	20	.....	20
Other	6	.....	6	-23	.....	-23	-10	.....	-10
Proprietary Receipts from the Public	.....	533	-533	.....	280	-280	.....	1,672	-1,672
Intrabudgetary Transactions:									
Other	-176	.....	-176	-1,907	.....	-1,907	-1,807	.....	-1,807
<b>Total--Railroad Retirement Board</b>	<b>1,107</b>	<b>533</b>	<b>575</b>	<b>8,797</b>	<b>280</b>	<b>8,517</b>	<b>8,635</b>	<b>1,672</b>	<b>6,963</b>
Securities and Exchange Commission	240	(**)	240	839	2	838	644	1	644
Smithsonian Institution	86	.....	86	698	(**)	698	685	(**)	685
Tennessee Valley Authority	3,314	3,394	-80	27,739	28,507	-768	31,323	32,141	-818
Other	197	28	169	2,701	533	2,168	2,465	642	1,823
<b>Total--Independent Agencies</b>	<b>13,400</b>	<b>9,803</b>	<b>3,597</b>	<b>110,279</b>	<b>92,647</b>	<b>17,632</b>	<b>105,275</b>	<b>98,046</b>	<b>7,228</b>

**Table 5. Outlays of the U.S. Government, May 2019 and Other Periods - Continued**

[\$ millions]

Classification	This Month			Current Fiscal Year to Date			Prior Fiscal Year to Date		
	Gross Outlays	Applicable Receipts	Outlays	Gross Outlays	Applicable Receipts	Outlays	Gross Outlays	Applicable Receipts	Outlays
<b>Undistributed Offsetting Receipts:</b>									
Other Interest	.....	(**)	(**)	.....	(**)	(**)	.....	(**)	(**)
Employer Share, Employee Retirement:									
Department of Health and Human Services:									
Federal Hospital Insurance Trust Fund:									
Federal Employer Contributions	-313	.....	-313	-2,538	.....	-2,538	-2,547	.....	-2,547
Postal Service Employer Contributions	-55	.....	-55	-432	.....	-432	-429	.....	-429
Department of State:									
Foreign Service Retirement and Disability Fund	-29	.....	-29	-238	.....	-238	-234	.....	-234
Other Defense Civil Programs:									
Military Retirement Fund	-1,709	.....	-1,709	-21,446	.....	-21,446	-18,904	.....	-18,904
Department of Defense Medicare-Eligible Retiree Health Care Fund									
Care Fund	.....	.....	.....	-7,763	.....	-7,763	-8,384	.....	-8,384
Office of Personnel Management:									
Civil Service Retirement and Disability Fund	-3,149	.....	-3,149	-21,044	.....	-21,044	-20,103	.....	-20,103
Social Security Administration:									
Federal Old-Age and Survivors Insurance Trust Fund:									
Federal Employer Contributions	-1,321	.....	-1,321	-9,925	.....	-9,925	-9,699	.....	-9,699
Federal Disability Insurance Trust Fund:									
Federal Employer Contributions	-224	.....	-224	-1,914	.....	-1,914	-2,291	.....	-2,291
Other	(**)	.....	(**)	-2	.....	-2	-2	.....	-2
<b>Total--Employer Share, Employee Retirement</b>	<b>-6,800</b>	<b>.....</b>	<b>-6,800</b>	<b>-65,303</b>	<b>.....</b>	<b>-65,303</b>	<b>-62,593</b>	<b>.....</b>	<b>-62,593</b>
Interest Received by Trust Funds:									
Judicial Branch:									
Judicial Survivors Annuity Fund	-4	.....	-4	-6	.....	-6	-1	.....	-1
Department of Health and Human Services:									
Federal Hospital Insurance Trust Fund	-55	.....	-55	-3,565	.....	-3,565	-3,721	.....	-3,721
Federal Supplementary Medical Insurance Trust Fund	-59	.....	-59	-1,434	.....	-1,434	-1,233	.....	-1,233
Department of Homeland Security:									
Oil Spill Liability Trust Fund	-17	.....	-17	-99	.....	-99	-61	.....	-61
Other	1	.....	1	-20	.....	-20	-18	.....	-18
Department of Labor:									
Unemployment Trust Fund	-22	.....	-22	-901	.....	-901	-740	.....	-740
Department of State:									
Foreign Service Retirement and Disability Fund	-1	.....	-1	-277	.....	-277	-274	.....	-274
Department of Transportation:									
Airport and Airway Trust Fund	-12	.....	-12	-188	.....	-188	-155	.....	-155
Department of Veterans Affairs:									
National Service Life Insurance Fund	-1	.....	-1	-58	.....	-58	-68	.....	-68
United States Government Life Insurance Fund	(**)	.....	(**)	(**)	.....	(**)	(**)	.....	(**)
Corps of Engineers	-29	.....	-29	-146	.....	-146	-102	.....	-102
Other Defense Civil Programs:									
Military Retirement Fund	-4,759	.....	-4,759	-15,899	.....	-15,899	-16,783	.....	-16,783
Educational Benefits Fund	-3	.....	-3	-9	.....	-9	-35	.....	-35
Armed Forces Retirement Home	(**)	.....	(**)	-1	.....	-1	-1	.....	-1
Environmental Protection Agency	-4	.....	-4	-66	.....	-66	-35	.....	-35
Office of Personnel Management:									
Civil Service Retirement and Disability Fund	.....	.....	.....	-12,954	.....	-12,954	-12,909	.....	-12,909
Social Security Administration:									
Federal Old-Age and Survivors Insurance Trust Fund	-60	.....	-60	-40,001	.....	-40,001	-41,184	.....	-41,184
Federal Disability Insurance Trust Fund	-11	.....	-11	-1,428	.....	-1,428	-1,104	.....	-1,104
Independent Agencies:									
Railroad Retirement Board	-4	.....	-4	-35	.....	-35	-35	.....	-35
Other	-2	.....	-2	-16	.....	-16	-12	.....	-12
Other	-119	.....	-119	-761	.....	-761	-481	.....	-481
<b>Total--Interest Received by Trust Funds</b>	<b>-5,159</b>	<b>.....</b>	<b>-5,159</b>	<b>-77,863</b>	<b>.....</b>	<b>-77,863</b>	<b>-78,953</b>	<b>.....</b>	<b>-78,953</b>
Rents and Royalties on the Outer Continental Shelf Lands	.....	614	-614	.....	4,580	-4,580	.....	3,383	-3,383
Spectrum Auction Proceeds	.....	.....	.....	-1,155	.....	-1,155	.....	.....	.....
<b>Total--Undistributed Offsetting Receipts</b>	<b>-11,959</b>	<b>614</b>	<b>-12,573</b>	<b>-144,321</b>	<b>4,581</b>	<b>-148,902</b>	<b>-141,545</b>	<b>3,383</b>	<b>-144,928</b>
<b>Total Outlays</b>	<b>469,538</b>	<b>29,705</b>	<b>439,833</b>	<b>3,333,835</b>	<b>320,294</b>	<b>3,013,541</b>	<b>3,060,949</b>	<b>304,181</b>	<b>2,756,768</b>
<b>Total On-Budget</b>	<b>376,803</b>	<b>24,059</b>	<b>352,744</b>	<b>2,666,090</b>	<b>259,084</b>	<b>2,407,006</b>	<b>2,435,000</b>	<b>244,663</b>	<b>2,190,337</b>
<b>Total Off-Budget</b>	<b>92,735</b>	<b>5,645</b>	<b>87,089</b>	<b>667,745</b>	<b>61,210</b>	<b>606,535</b>	<b>625,949</b>	<b>59,518</b>	<b>566,430</b>
<b>Total Surplus (+) or Deficit (-)</b>			<b>-207,768</b>			<b>-738,639</b>			<b>-532,242</b>
<b>Total On-Budget</b>			<b>-194,514</b>			<b>-737,149</b>			<b>-540,357</b>
<b>Total Off-Budget</b>			<b>-13,254</b>			<b>-1,489</b>			<b>+8,116</b>

**Table 5. Outlays of the U.S. Government, May 2019 and Other Periods - Continued**

[\$ millions]

**MEMORANDUM**

Receipts Offset Against Outlays (In Millions)

	Current Fiscal Year to Date	Comparable Period Prior Fiscal Year
Proprietary Receipts	156,504	139,143
Intrabudgetary Transactions	518,962	497,562
Governmental Receipts	10,389	8,826
<b>Total Receipts Offset Against Outlays</b>	<b>685,855</b>	<b>645,532</b>

1 Includes FICA and SECA tax credits, non-contributory military service credits, special benefits for the aged and credit for the unnegotiated OASI benefit checks.

Note: Details may not add to totals due to rounding.  
 ... No Transactions  
 (\*\*) Less than absolute value of \$500,000



**Table 6. Means of Financing the Deficit or Disposition of Surplus by the U.S. Government, May 2019 and Other Periods**

[\$ millions]

Assets and Liabilities Directly Related to Budget Off-Budget Activity	Net Transactions (-) denotes net reduction of either liability or asset accounts			Account Balances Current Fiscal Year		
	This Month	Fiscal Year to Date		Beginning of		Close of This Month
		This Year	Prior Year	This Year	This Month	
<b>Liability Accounts:</b>						
Borrowing from the Public:						
Treasury Securities, Issued Under General Financing Authorities:						
Debt Held by the Public	9,493	441,128	753,485	15,761,154	16,192,789	16,202,282
Intragovernmental Holdings	-10,738	69,237	146,830	5,754,904	5,834,879	5,824,141
Total Treasury Securities Outstanding	-1,244	510,366	900,315	21,516,058	22,027,668	22,026,424
Plus Premium on Treasury Securities	86	2,073	-2,495	27,640	29,627	29,713
Less Discount on Treasury Securities	281	3,275	9,159	105,827	108,821	109,102
Total Treasury Securities Net of Premium and Discount	-1,439	509,164	888,661	21,437,870	21,948,474	21,947,034
Agency Securities, Issued Under Special Financing Authorities (See Schedule B; for Other Agency Borrowing, See Schedule C)						
Total Federal Securities	-1,495	508,492	888,003	21,460,692	21,970,679	21,969,184
Deduct:						
Federal Securities Held as Investments of Government Accounts (See Schedule D)	-10,472	69,254	137,903	5,737,252	5,816,978	5,806,506
Less Discount on Federal Securities Held as Investments of Government Accounts	520	1,479	1,855	27,744	28,703	29,223
Net Federal Securities Held as Investments of Government Accounts	-10,992	67,775	136,047	5,709,509	5,788,276	5,777,284
Total Borrowing from the Public	9,497	440,717	751,955	15,751,183	16,182,403	16,191,900
Accrued Interest Payable to the Public	-21,715	-13,485	-13,078	73,519	81,749	60,034
Allocations of Special Drawing Rights	-287	-623	118	49,274	48,939	48,652
Uninvested Balances, Deposit Funds	50,543	203,070	-428	20,724	173,251	223,794
Miscellaneous Liability Accounts (Includes Checks Outstanding Etc.)	-4,077	2,263	2,026	8,528	14,868	10,791
<b>Total Liability Accounts</b>	<b>33,961</b>	<b>631,942</b>	<b>740,593</b>	<b>15,903,229</b>	<b>16,501,210</b>	<b>16,535,171</b>
<b>Asset Accounts (Deduct)</b>						
Cash and Monetary Assets:						
U.S. Treasury Operating Cash:						
Federal Reserve Account <sup>1</sup>	-189,711	-151,838	195,071	384,713	422,586	232,874
Balance	-189,711	-151,838	195,071	384,713	422,586	232,874
Special Drawing Rights:						
Total Holdings	-237	-481	213	50,918	50,674	50,437
SDR Certificates Issued to Federal Reserve Banks	.....	.....	.....	-5,200	-5,200	-5,200
Balance	-237	-481	213	45,718	45,474	45,237
Reserve Position on the U.S. Quota in the IMF:						
U.S. Subscription to International Monetary Fund:						
Direct Quota Payments	.....	.....	.....	111,629	111,629	111,629
Maintenance of Value Adjustments	-676	-1,463	278	4,169	3,381	2,705
Letter of Credit Issued to IMF	162	6,226	649	-103,138	-97,074	-96,912
Dollar Deposits with the IMF	-14	-11	-23	-305	-302	-316
Receivable/Payable (-) for Interim Maintenance of Value Adjustments	549	1,227	-268	3,009	3,687	4,236
Balance	21	5,979	637	15,364	21,322	21,343
Loans to International Monetary Fund	-425	-2,075	-2,330	4,861	3,211	2,786
Other Cash and Monetary Assets	271	-114	444	26,463	26,077	26,349
Total Cash and Monetary Assets	-190,081	-148,529	194,036	477,118	518,670	328,588
Non-Federal Securities of the National Railroad Retirement Investment Trust						
Net Activity, Guaranteed Loan Financing (See Schedule E)	16,478	23,438	-10,192	4,781	11,742	28,219
Net Activity, Direct Loan Financing (See Schedule E)	586	19,453	22,793	1,372,059	1,390,926	1,391,512
Miscellaneous Asset Accounts	-1,246	-466	1,242	-518	262	-984
<b>Total Asset Accounts</b>	<b>-173,977</b>	<b>-107,117</b>	<b>208,205</b>	<b>1,878,951</b>	<b>1,945,811</b>	<b>1,771,834</b>
<b>Excess of Liabilities (+) or Assets (-)</b>	<b>207,938</b>	<b>739,059</b>	<b>532,388</b>	<b>14,024,278</b>	<b>14,555,398</b>	<b>14,763,336</b>
Transactions Not Applied to Current Year's Surplus or Deficit (See Schedule A for Details)	-170	-420	-147	.....	-250	-420
<b>Total Budget and Off-Budget Federal Entities (Financing of Deficit (+) or Disposition of Surplus (-))</b>	<b>207,768</b>	<b>738,639</b>	<b>532,242</b>	<b>14,024,278</b>	<b>14,555,148</b>	<b>14,762,916</b>

1 Major sources of information used to determine Treasury's operating cash balance include Federal Reserve Banks, Treasury Regional Finance Centers, Internal Revenue Service Centers, various electronic systems, and information on the Public Debt. Information is presented on a modified cash basis. Deposits are

reflected as received and withdrawals are reflected as processed.

Note: Details may not add to totals due to rounding.

... No Transactions

**Table 6. Schedule A-Analysis of Change in Excess of Liabilities of the U.S. Government, May 2019 and Other Periods**

Classification	[\$ millions]		
	This Month	Fiscal Year to Date	
		This Year	Prior Year
<b>Excess of Liabilities Beginning of Period:</b>			
Based on Composition of Unified Budget in Preceding Period	14,555,398	14,024,278	13,202,375
Adjustments During Current Fiscal Year for Changes in Composition of Unified Budget:			
Revisions by Federal Agencies to the Prior Budget Results	(**)	(**)	42,742
Excess of Liabilities Beginning of Period (Current Basis)	14,555,398	14,024,278	13,245,117
<b>Budget Surplus (-) or Deficit:</b>			
Based on Composition of Unified Budget in Prior Fiscal Year	207,768	738,639	532,242
Total Surplus (-) or Deficit (Table 2)	207,768	738,639	532,242
Total-On-Budget (Table 2)	194,514	737,149	540,357
Total-Off-Budget (Table 2)	13,254	1,489	-8,116
<b>Transactions Not Applied to Current Year's Surplus or Deficit:</b>			
Premium/Discount on Buyback of U.S. Treasury Securities	(**)	-2	-2
Other	170	422	149
Total-Transactions Not Applied to Current Year's Surplus or Deficit	170	420	147
<b>Excess of Liabilities Close of Period</b>	<b>14,763,336</b>	<b>14,763,336</b>	<b>13,777,505</b>

Note: Details may not add to totals due to rounding.

(\*\*) Less than absolute value of \$500,000

**Table 6. Schedule B-Securities Issued by Federal Agencies Under Special Financing Authorities, May 2019 and Other Periods**

Classification	[\$ millions]			Account Balances Current Fiscal Year		
	This Month	Net Transactions (-) denotes net reduction of liability accounts		Beginning of		Close of This Month
		Fiscal Year to Date		This Year	This Month	
		This Year	Prior Year	This Year	This Month	
<b>Agency Securities, Issued Under Special Financing Authorities:</b>						
Obligations Guaranteed by the United States, Issued By:						
Department of Housing and Urban Development:						
Federal Housing Administration	.....	.....	.....	19	19	19
Obligations Not Guaranteed by the United States, Issued By:						
Legislative Branch:						
Architect of the Capitol	1	-4	-4	80	75	76
Independent Agencies:						
Federal Communications Commission	.....	.....	.....	(**)	(**)	(**)
National Archives and Records Administration	.....	-13	-12	27	14	14
Tennessee Valley Authority	-56	-655	-642	22,696	22,097	22,042
<b>Total Agency Securities</b>	<b>-55</b>	<b>-672</b>	<b>-658</b>	<b>22,822</b>	<b>22,205</b>	<b>22,150</b>

Note: Details may not add to totals due to rounding.

(\*\*) Less than absolute value of \$500,000

... No Transactions

**Table 6. Schedule C (Memorandum)-Federal Agency Borrowing Financed Through the Issue of Treasury Securities, May 2019 and Other Periods**

Classification	Transactions			Account Balances Current Fiscal Year		
	This Month	Fiscal Year to Date		Beginning of		Close of This Month
		This Year	Prior Year	This Year	This Month	
<b>Borrowing from the US Treasury:</b>						
Department of Agriculture:						
Farm Service Agency:						
Commodity Credit Corporation	-155	9,813	1,568	9,148	19,116	18,960
Agricultural Credit Insurance Fund	286	-696	1,040	12,812	11,830	12,116
Farm Storage Facility Loans	(**)	86	116	1,041	1,127	1,127
Apple Loans Fund	.....	.....	.....	(**)	(**)	(**)
Emergency Boll Weevil Loan Fund	.....	-1	-1	4	4	4
Rural Housing Service:						
Rural Housing Insurance	-116	370	-425	17,652	18,138	18,022
Rural Community Facility Loans Fund	147	1,085	-19	8,731	9,669	9,816
Multifamily Housing Revitalization Loan Account	4	(**)	-34	414	409	413
Rural Business - Cooperative Service:						
Rural Business and Industry Loans	.....	-12	-26	57	45	45
Rural Development Loan Fund	1	2	-21	286	286	287
Rural Economic Development Loan Fund	3	15	-12	186	198	201
Renewable Energy Guaranteed Loan Account	.....	(**)	-2	1	1	1
Rural Microenterprise Investment Loans	(**)	1	2	38	39	39
Biorefinery Assistance Loan Account	.....	-13	-12	15	2	2
Rural Utilities Service:						
Rural Water and Waste Disposal Fund	44	388	-322	12,514	12,858	12,903
Rural Electrification and Telecommunications Fund	36	340	-742	5,907	6,210	6,247
Rural Telephone Bank	.....	-3	-36	119	116	116
Distance Learning and Telemedicine Program	.....	-10	-178	785	775	775
Foreign Agricultural Service	.....	.....	.....	453	453	453
Department of Commerce:						
National Oceanic and Atmospheric Administration:						
Fisheries Finance	10	28	103	453	471	481
Department of Defense--Military Programs:						
Family Housing Improvement Loans	.....	25	51	1,685	1,710	1,710
Department of Education:						
College Housing and Academic Facilities Loans	.....	.....	.....	19	19	19
Federal Direct Student Loans	2,309	93,939	123,681	1,173,744	1,265,373	1,267,683
Teach Grant Loans	1	45	68	609	652	654
Temporary Student Loan Purchase Authority	(**)	-872	-109	45,247	44,375	44,376
Federal Family Education Loans	34	34	.....	38,880	38,880	38,914
Department of Energy:						
Bonneville Power Administration Fund	.....	-232	-56	5,531	5,299	5,299
Western Area Power Administration - Recovery Act	.....	-21	.....	97	76	76
Advanced Technology Vehicles Manufacturing Loans	.....	.....	-43	.....	.....	.....
Title 17 Innovative Technology Loans	5	165	56	514	673	679
Department of Health and Human Services:						
Consumer Operated and Oriented Plan	.....	.....	.....	407	407	407
Consumer Operated and Oriented Plan Program Contingency Fund	.....	.....	.....	65	65	65
Department of Homeland Security:						
National Flood Insurance Fund	.....	.....	-9,900	20,525	20,525	20,525
Disaster Assistance Loan Fund	(**)	2	2	16	18	19
Department of Housing and Urban Development:						
Public and Indian Housing Programs:						
Low-Rent Public Housing - Loans and Other Expenses	.....	.....	.....	116	116	116
Native Hawaiian Housing Loans	(**)	(**)	.....	7	7	8
Housing Programs:						
Emergency Homeowners' Relief Fund	.....	.....	.....	(**)	(**)	(**)
Federal Housing Administration	8,600	8,625	25	24,709	24,734	33,334
Green Retrofit Program for Multifamily Housing-Recovery Act	.....	.....	.....	11	11	11
Department of the Interior:						
Bureau of Indian Affairs and Bureau of Indian Education	.....	.....	12	18	18	18
Bureau of Reclamation Loan Fund	.....	.....	.....	30	30	30
Assistance to American Samoa Loan Fund	.....	(**)	(**)	8	9	9
Department of Labor:						
Black Lung Disability Trust Fund	.....	.....	.....	4,566	4,566	4,566

**Table 6. Schedule C (Memorandum)-Federal Agency Borrowing Financed Through the Issue of Treasury Securities, May 2019 and Other Periods - Continued**

Classification	[\$ millions]					
	Transactions			Account Balances Current Fiscal Year		
	This Month	Fiscal Year to Date		Beginning of		Close of This Month
This Year		Prior Year	This Year	This Month		
<b>Borrowing from the US Treasury: - Continued</b>						
Department of State:						
Repatriation Loans	.....	2	1	3	5	5
Department of Transportation:						
Federal Highway Administration:						
Transportation Infrastructure Finance and Innovation Fund	93	1,030	1,651	16,081	17,019	17,111
Federal Railroad Administration:						
Railroad Rehabilitation and Improvement Loan Fund	306	719	.....	477	889	1,195
Other	.....	.....	.....	(**)	(**)	(**)
Maritime Administration:						
Maritime Guaranteed Loan (Title XI) Fund	.....	5	20	152	157	157
Department of the Treasury:						
Departmental Offices:						
Community Development Financial Institutions Fund	4	10	11	89	95	99
Temporary Credit and Liquidity Program	.....	.....	-75	4,029	4,029	4,029
Troubled Asset Relief Program	.....	-18	-34	60	42	42
Small Business Lending Financing Fund	.....	.....	.....	202	202	202
Federal Financing Bank Revolving Fund	585	1,961	1,405	61,584	62,961	63,545
Department of Veterans Affairs:						
Veterans Housing Benefit Program Fund	.....	104	26	463	566	566
Native American Veteran Housing Fund	.....	3	4	71	74	74
Vocational Rehabilitation Loan Fund	.....	2	(**)	1	3	3
Corps of Engineers:						
Washington Aqueduct	.....	(**)	(**)	1	(**)	(**)
Environmental Protection Agency:						
Water Infrastructure Finance and Innovation Loan Program	.....	(**)	.....	.....	(**)	(**)
International Assistance Programs:						
International Security Assistance:						
Foreign Military Loan Program	.....	.....	955	3,066	3,066	3,066
Military Debt Reduction	.....	.....	.....	46	46	46
Agency for International Development:						
International Debt Reduction	.....	.....	.....	36	36	36
Development Credit Authority Loan Fund	.....	.....	(**)	1	1	1
Overseas Private Investment Corporation	44	529	449	3,475	3,961	4,004
Small Business Administration:						
Business Loan Fund	131	-66	211	2,158	1,961	2,092
Disaster Loan Fund	.....	1,353	3,502	9,054	10,408	10,408
Independent Agencies:						
Export-Import Bank of the United States						
Export-Import Bank of the United States	.....	46	173	20,213	20,259	20,259
Presidio Trust	.....	.....	.....	40	40	40
Railroad Retirement Board:						
Social Security Equivalent Benefit Account	325	2,777	2,722	3,725	6,178	6,502
Smithsonian Institution:						
John F. Kennedy Center Parking Facilities	.....	.....	.....	20	20	20
<b>Total Borrowing from the US Treasury</b>	<b>12,699</b>	<b>121,560</b>	<b>125,807</b>	<b>1,512,469</b>	<b>1,621,331</b>	<b>1,634,029</b>
<b>Borrowing from the Federal Financing Bank:</b>						
Department of Agriculture:						
Rural Utilities Service:						
Rural Electrification and Telecommunications Fund	261	1,168	683	46,288	47,195	47,456
Department of Education:						
Historically Black College and University Capital Financing Fund	-3	29	-144	1,449	1,480	1,478
Department of Energy:						
Advanced Technology Vehicles Manufacturing Loans	.....	-295	-295	2,209	1,913	1,913
Title 17 Innovative Technology Loans	256	1,809	-246	11,067	12,621	12,877
Department of Health and Human Services:						
Health Maintenance Organization Loan and Loan Guarantee Fund	.....	.....	.....	(**)	(**)	(**)
Department of Housing and Urban Development:						
Housing Programs:						
Federal Housing Administration	31	204	208	1,666	1,838	1,869
Department of the Treasury:						
Departmental Offices:						

**Table 6. Schedule C (Memorandum)-Federal Agency Borrowing Financed Through the Issue of Treasury Securities, May 2019 and Other Periods - Continued**

[\$ millions]

Classification	Transactions			Account Balances Current Fiscal Year		
	This Month	Fiscal Year to Date		Beginning of		Close of This Month
		This Year	Prior Year	This Year	This Month	
<b>Borrowing from the Federal Financing Bank: - Continued</b>						
Community Development Financial Institutions Fund	36	226	140	696	885	921
Department of Veterans Affairs:						
Guaranteed Transitional Housing Loans for Homeless Veterans	.....	(**)	(**)	4	4	4
Independent Agencies:						
Postal Service	.....	-2,200	.....	13,200	11,000	11,000
<b>Total Borrowing from the Federal Financing Bank</b>	<b>582</b>	<b>941</b>	<b>345</b>	<b>76,578</b>	<b>76,937</b>	<b>77,519</b>

Note: Details may not add to totals due to rounding.

Note: This table includes lending by the Federal Financing Bank accomplished by the purchase of agency financial assets, by the acquisition of agency debt securities, and by direct loans on behalf of an agency. The Federal Financing Bank borrows from Treasury and issues its own securities and in turn may loan

these funds to agencies in lieu of agencies borrowing directly through Treasury or issuing their own securities.

... No Transactions

(\*\*) Less than absolute value of \$500,000

**Table 6. Schedule D-Investments of Federal Government Accounts in Federal Securities, May 2019 and Other Periods**

[\$ millions]

Classification	Net Purchases or Sales (-)			Securities Held as Investments Current Fiscal Year		
	This Month	Fiscal Year to Date		Beginning of		Close of This Month
		This Year	Prior Year	This Year	This Month	
<b>Federal Funds:</b>						
Department of Agriculture	.....	11	12	221	233	233
Department of Commerce	.....	2	3	.....	2	2
Department of Defense--Military Programs:						
Defense Cooperation Account	.....	(**)	(**)	8	8	8
Department of Energy	-16	-67	245	56,372	56,321	56,305
Department of Health and Human Services	.....	10,236	15	.....	10,236	10,236
Department of Homeland Security	112	488	575	732	1,108	1,220
Department of Housing and Urban Development:						
Housing Programs:						
Federal Housing Administration Fund	47,720	20,745	-7,316	26,975	.....	47,720
Government National Mortgage Association:						
Guarantees of Mortgage-Backed Securities	33	-192	-2,756	16,293	16,067	16,101
Department of the Interior	-99	358	281	9,642	10,099	10,000
Department of Justice	(**)	-1,032	546	1,161	129	129
Department of Labor	149	3,879	2,651	31,688	35,417	35,566
Department of State:						
Foreign Service Retirement and Disability Fund	1	5	4	17	21	22
Other	.....	(**)	(**)	15	15	15
Department of Transportation	-5	29	17	2,289	2,323	2,318
Department of the Treasury	9	240	-554	23,930	24,161	24,170
Department of Veterans Affairs:						
Veterans Reopened Insurance Fund	-2	-13	-15	101	91	89
Servicemen'S Group Life Insurance Fund	.....	(**)	(**)	1	1	1
Other Defense Civil Programs:						
Uniformed Services Retiree Health Care Fund	656	13,857	14,089	240,183	253,383	254,040
Office of Personnel Management:						
Postal Service Contributions	-600	-2,318	-1,767	47,145	45,427	44,827
Independent Agencies:						
Federal Deposit Insurance Corporation:						
Deposit Insurance Fund	114	5,345	9,728	96,431	101,662	101,776
FSLIC Resolution Fund	2	14	9	852	864	866
Federal Housing Finance Agency	-22	84	59	56	161	139
National Credit Union Administration	-104	387	3,560	15,326	15,817	15,713
Postal Service	-1,055	-1,905	1,883	10,493	9,643	8,588
Tennessee Valley Authority	(**)	(**)	(**)	25	25	25
Other						
Treasury Securities	-554	-1,549	-4,250	13,547	12,552	11,998
Other	-221	-366	239	11,288	11,144	10,923
Total Treasury Securities	46,116	48,237	17,256	604,790	606,911	653,027
<b>Total Federal Funds</b>	<b>46,116</b>	<b>48,237</b>	<b>17,256</b>	<b>604,790</b>	<b>606,911</b>	<b>653,027</b>
<b>Trust Funds:</b>						
Legislative Branch:						
Library of Congress	(**)	4	2	21	25	25
United States Tax Court	(**)	(**)	(**)	12	13	13
Other	-1	1	2	30	32	31
Judicial Branch:						
Judicial Retirement Funds	-4	118	111	1,220	1,342	1,338
Department of Agriculture	6	(**)	.....	6	.....	6
Department of Commerce	16	1,296	4	6,243	7,522	7,538
Department of Defense--Military Programs:						
Voluntary Separation Incentive Fund	-1	6	9	112	119	118
Other	-47	448	144	1,385	1,879	1,832
Department of Health and Human Services:						
Federal Hospital Insurance Trust Fund	-21,149	-15,913	6,538	202,805	208,041	186,892
Federal Supplementary Medical Insurance Trust Fund	-26,601	-12,538	28,381	98,197	112,260	85,660
Other	13	43	92	3,787	3,816	3,830
Department of Homeland Security	-43	351	615	8,507	8,901	8,858
Department of the Interior	3	-8	-3	44	33	36
Department of Labor:						
Unemployment Trust Fund	15,269	12,004	13,434	72,576	69,311	84,580
Other	-11	-17	-20	70	63	53
Department of State:						

**Table 6. Schedule D-Investments of Federal Government Accounts in Federal Securities, May 2019 and Other Periods - Continued**  
 [\$ millions]

Classification	Net Purchases or Sales (-)			Securities Held as Investments Current Fiscal Year		
	This Month	Fiscal Year to Date		Beginning of		Close of This Month
		This Year	Prior Year	This Year	This Month	
<b>Trust Funds - Continued</b>						
Foreign Service Retirement and Disability Fund	-51	44	-54	19,184	19,279	19,228
Other	6	-2	-1	49	42	48
Department of Transportation:						
Airport and Airway Trust Fund	214	1,408	806	14,212	15,407	15,620
Highway Trust Fund	-1,371	-4,165	-2,577	41,212	38,418	37,047
Department of the Treasury	-68	192	-90	3,184	3,444	3,376
Department of Veterans Affairs:						
General Post Fund, National Homes	-15	-6	-1	90	99	84
National Service Life Insurance	-59	-403	-430	3,015	2,670	2,611
United States Government Life Insurance Fund	(**)	(**)	-1	2	2	2
Veterans Special Life Insurance Fund	-18	-91	-86	1,487	1,413	1,395
Corps of Engineers	153	1,397	1,138	9,372	10,616	10,769
Other Defense Civil Programs:						
Military Retirement Fund	-3,630	80,823	85,394	743,421	827,875	824,244
Other	56	-7	-52	1,131	1,067	1,123
Environmental Protection Agency	-5	559	450	5,538	6,102	6,097
National Aeronautics and Space Administration	.....	-1	(**)	17	16	16
Office of Personnel Management:						
Civil Service Retirement and Disability Fund						
Treasury Securities	-7,300	-44,811	-21,239	922,994	885,483	878,183
Employees Life Insurance Fund	20	939	485	46,616	47,535	47,555
Employees and Retired Employees Health Benefits Fund	378	754	963	27,370	27,746	28,124
Social Security Administration:						
Federal Old-Age and Survivors Insurance Trust Fund	-10,799	-6,467	-10,951	2,801,254	2,805,586	2,794,787
Federal Disability Insurance Trust Fund	-1,497	4,757	17,256	93,401	99,655	98,158
Independent Agencies:						
Harry S Truman Scholarship Foundation	-5	-10	-5	52	47	42
Japan-United States Friendship Commission	.....	-1	3	36	35	35
Railroad Retirement Board						
Treasury Securities	-19	73	348	2,619	2,711	2,692
Agency Securities	.....	.....	-1	.....	.....	.....
Other						
Treasury Securities	-30	238	-20	1,196	1,463	1,434
Total Treasury Securities	-56,588	21,017	120,648	5,132,462	5,210,068	5,153,479
Total Agency Securities	.....	.....	-1	.....	.....	.....
<b>Total Trust Funds</b>	<b>-56,588</b>	<b>21,017</b>	<b>120,647</b>	<b>5,132,462</b>	<b>5,210,068</b>	<b>5,153,479</b>
<b>Grand Total</b>	<b>-10,472</b>	<b>69,254</b>	<b>137,903</b>	<b>5,737,252</b>	<b>5,816,978</b>	<b>5,806,506</b>

Note: Details may not add to totals due to rounding.

Note: Investments are in Treasury securities unless otherwise noted.

... No Transactions

(\*\*) Less than absolute value of \$500,000

**Table 6. Schedule E-Net Activity, Guaranteed and Direct Loan Financing, May 2019 and Other Periods**

[\$ millions]

Classification	Net Transactions (-) denotes net reduction of asset accounts			Account Balances Current Fiscal Year		
	This Month	Fiscal Year to Date		Beginning of		Close of This Month
		This Year	Prior Year	This Year	This Month	
<b>Guaranteed Loan Financing Activity:</b>						
Department of Agriculture:						
Farm Service Agency:						
Commodity Credit Corporation Export Fund	-16	-37	-44	197	176	160
Agricultural Credit Insurance Fund	(**)	-2	-5	-200	-202	-202
Natural Resources Conservation Service:						
Agricultural Resource Conservation Demonstration Program	.....	.....	.....	(**)	(**)	(**)
Rural Housing Service:						
Rural Community Facility Loans	7	-1	-3	-42	-50	-43
Rural Housing Insurance Fund	1	57	164	429	485	486
Rural Business - Cooperative Service:						
Rural Business and Industry Loans	-4	-25	-23	-178	-199	-203
Renewable Energy Guaranteed Loan Account	-1	-8	-18	-48	-56	-57
Biorefinery Assistance Loan Account	.....	-4	-23	-60	-64	-64
Rural Utilities Service:						
Rural Water and Waste Disposal Fund	(**)	(**)	(**)	-25	-25	-25
Department of Commerce:						
General Administration:						
Emergency Oil, Gas, and Steel Account	.....	.....	.....	5	5	5
Department of Defense--Military Programs						
Department of Education:						
Office of Student Financial Assistance:						
Federal Family Education Loans	-254	-1,012	-1,535	22,125	21,367	21,113
Department of Energy:						
Title 17 Innovative Technology Loans	.....	21	.....	-138	-117	-117
Department of Health and Human Services:						
Health Resources and Services Administration:						
Health Center Loans	.....	.....	.....	-1	-1	-1
Health Education Assistance Loans	.....	.....	.....	-70	-70	-70
Department of Housing and Urban Development:						
Public and Indian Housing Programs:						
Indian Housing Loans	-1	-7	-2	-205	-210	-211
Native Hawaiian Housing Loans	(**)	-1	(**)	4	3	3
Community Planning and Development:						
Community Development Loans	(**)	-1	-1	-17	-18	-18
Housing Programs:						
FHA-Mutual Mortgage Insurance Loans	16,649	20,554	-8,975	-3,634	271	16,921
FHA-General and Special Risk Fund	521	1,684	-683	-4,353	-3,190	-2,669
Home Ownership Preservation Entity Fund	(**)	(**)	1	-17	-17	-17
Government National Mortgage Association:						
Guarantees of Mortgage-Backed Securities	-157	-1,187	-1,244	8,964	7,935	7,778
Department of the Interior:						
Bureau of Indian Affairs and Bureau of Indian Education	-11	-23	19	-21	-33	-44
Department of Transportation:						
Office of the Secretary:						
Minority Business Resource Center Fund	.....	.....	(**)	(**)	(**)	(**)
Federal Highway Administration:						
Transportation Infrastructure Finance and Innovation Fund	.....	.....	.....	(**)	(**)	(**)
Maritime Administration:						
Maritime Guaranteed Loan (Title XI) Fund	1	-26	236	34	7	8
Department of the Treasury:						
Departmental Offices:						
Air Transportation Stabilization Fund	.....	.....	.....	(**)	(**)	(**)
Troubled Assets Insurance Financing Fund	.....	.....	.....	(**)	(**)	(**)
Troubled Asset Relief Program	.....	1	2	-4	-2	-2
Department of Veterans Affairs:						
Veterans Benefits Administration:						
Veterans Housing Benefit Program Fund	-208	2,710	832	-11,299	-8,382	-8,590
International Assistance Programs:						
Agency for International Development:						



**Table 6. Schedule E-Net Activity, Guaranteed and Direct Loan Financing, May 2019 and Other Periods - Continued**  
 [\$ millions]

Classification	Net Transactions (-) denotes net reduction of asset accounts			Account Balances Current Fiscal Year		
	This Month	Fiscal Year to Date		Beginning of		Close of This Month
		This Year	Prior Year	This Year	This Month	
<b>Guaranteed Loan Financing Activity: - Continued</b>						
Ukraine Export Credit Insurance Fund	.....	.....	.....	-1,149	-1,149	-1,149
Loan Guarantees to Israel	.....	.....	.....	-1,253	-1,253	-1,253
Urban and Environmental Credit Guaranteed Loans	(**)	2	(**)	-49	-47	-47
Microenterprise and Small Enterprise Development	.....	.....	.....	(**)	(**)	(**)
Development Credit Authority Loan Fund	(**)	-5	-8	-92	-98	-97
Tunisia Loan Fund	.....	.....	.....	-1,105	-1,105	-1,105
Overseas Private Investment Corporation	-9	88	-65	227	324	315
Small Business Administration:						
Business Loan Fund	-39	384	673	-2,324	-1,901	-1,941
Independent Agencies:						
Export-Import Bank of the United States	-2	276	508	-852	-573	-575
<b>Net Activity, Guaranteed Loan Financing</b>	<b>16,478</b>	<b>23,438</b>	<b>-10,192</b>	<b>4,781</b>	<b>11,742</b>	<b>28,219</b>
<b>Direct Loan Financing Activity:</b>						
Department of Agriculture:						
Farm Service Agency:						
Agricultural Credit Insurance Fund	156	66	114	10,663	10,573	10,729
Farm Storage Facility Loans	-1	50	19	788	840	838
Apple Loans Fund	.....	.....	.....	(**)	(**)	(**)
Emergency Boll Weevil Loan Fund	.....	-1	-1	4	3	3
Rural Housing Service:						
Rural Community Facility Loans Fund	91	814	620	8,379	9,102	9,192
Rural Housing Insurance Fund	-41	-387	-381	15,710	15,364	15,323
Multifamily Housing Revitalization Loan Account	2	13	9	380	391	393
Rural Business - Cooperative Service:						
Rural Business and Industry Loan Fund	(**)	(**)	-1	6	6	6
Rural Development Loan Fund	(**)	-11	-12	279	268	268
Rural Economic Development Loan Fund	(**)	7	-7	170	176	177
Rural Microenterprise Investment Loans	(**)	(**)	3	36	37	36
Rural Utilities Service:						
Rural Water and Waste Disposal Loans	-23	-34	-159	11,558	11,547	11,524
Rural Electrification and Telecommunications Fund	264	1,194	716	49,142	50,073	50,337
Rural Telephone Bank	-2	-14	-18	118	106	104
Distance Learning and Telemedicine Program	-8	-53	-146	767	721	714
Rural Development Insurance Fund	.....	.....	.....	1,065	1,065	1,065
Foreign Agricultural Service:						
P.L. 480 Direct Loan Fund	1	-58	-86	429	371	371
International Debt Reduction	-3	-7	-8	-49	-53	-57
Department of Commerce:						
National Oceanic and Atmospheric Administration:						
Fisheries Finance	4	-12	26	452	437	440
Department of Defense--Military Programs	-6	-31	-2	1,685	1,661	1,654
Department of Education:						
Office of Postsecondary Education:						
College Housing and Academic Facilities Loans	(**)	(**)	(**)	3	3	3
Historically Black College and University Capital Financing Fund	1	58	34	1,302	1,360	1,360
Office of Student Financial Assistance:						
Federal Direct Student Loans	405	21,762	27,458	1,130,378	1,151,735	1,152,140
Teach Grant Loans	-1	9	15	584	594	593
Temporary Student Loan Purchase Authority	-631	-5,057	-5,576	67,335	62,909	62,278
Department of Energy:						
Advanced Technology Vehicles Manufacturing Loans	.....	-273	-325	2,117	1,844	1,844
Title 17 Innovative Technology Loans	247	1,952	3	10,724	12,429	12,676
Department of Health and Human Services:						
Consumer Operated and Oriented Plan	.....	-8	(**)	391	383	383
Consumer Operated and Oriented Plan Program Contingency Fund	.....	-1	.....	59	58	58
Department of Homeland Security:						
Disaster Assistance Loan Fund	(**)	-3	-2	-28	-30	-30
Department of Housing and Urban Development:						
Housing Programs:						

**Table 6. Schedule E-Net Activity, Guaranteed and Direct Loan Financing, May 2019 and Other Periods - Continued**

[\$ millions]

Classification	Net Transactions (-) denotes net reduction of asset accounts			Account Balances Current Fiscal Year		
	This Month	Fiscal Year to Date		Beginning of		Close of This Month
		This Year	Prior Year	This Year	This Month	
<b>Direct Loan Financing Activity: - Continued</b>						
Emergency Homeowners' Relief Fund	(**)	-1	-1	-2	-2	-3
FHA-Mutual Mortgage Insurance Loans	.....	.....	(**)	(**)	(**)	(**)
FHA-General and Special Risk Fund	-13	188	125	1,764	1,965	1,952
Green Retrofit Program for Multifamily Housing Fund	-1	-3	-2	10	8	7
Department of the Interior:						
Bureau of Reclamation	-1	-3	-3	31	30	29
Bureau of Indian Affairs and Bureau of Indian Education	-1	-1	(**)	3	3	2
Assistance to American Samoa Loan Fund	.....	-1	-1	8	8	8
Department of State:						
Administration of Foreign Affairs:						
Repatriation Loans	(**)	-1	(**)	1	1	1
Department of Transportation:						
Federal Highway Administration:						
Transportation Infrastructure Finance and Innovation Fund	92	456	1,372	15,986	16,350	16,442
Tiger Tifia Loan Fund	.....	-1	-482	49	48	48
Federal Railroad Administration:						
Railroad Rehabilitation and Improvement Loan Fund	287	685	-88	421	818	1,106
Department of the Treasury:						
Departmental Offices:						
Community Development Financial Institutions Fund	41	230	144	783	971	1,012
GSE Mortgage-Backed Securities Purchase Program	.....	.....	.....	4,613	4,613	4,613
Temporary Credit and Liquidity Program	-46	-351	-296	3,967	3,662	3,616
Troubled Asset Relief Program	-4	-1	-34	29	32	28
Small Business Lending Program	.....	-17	-76	187	170	170
Bureau of the Fiscal Service	.....	.....	.....	(**)	(**)	(**)
Department of Veterans Affairs:						
Veterans Benefits Administration:						
Veterans Housing Benefit Program Fund	4	-7	-28	371	360	365
Native American Veteran Housing Fund	(**)	-2	-2	66	64	64
Transitional Housing Loans	(**)	(**)	(**)	(**)	(**)	(**)
Vocational Rehabilitation Loan Fund	(**)	(**)	(**)	(**)	(**)	(**)
International Assistance Programs:						
International Security Assistance:						
Foreign Military Loan Program	.....	437	-100	2,153	2,590	2,590
Military Debt Reduction	.....	.....	.....	34	34	34
Agency for International Development:						
International Debt Reduction	-29	-55	-56	-84	-110	-139
Overseas Private Investment Corporation	7	68	147	2,480	2,542	2,549
International Monetary Programs	.....	.....	.....	-278	-278	-278
Small Business Administration:						
Business Loan Fund	1	-3	-11	170	166	167
Disaster Loan Fund	-17	363	1,868	7,764	8,145	8,127
Independent Agencies:						
Export-Import Bank of the United States	-188	-2,504	-1,974	17,082	14,766	14,578
Federal Communications Commission:						
Spectrum Auction Loan Fund	(**)	(**)	(**)	(**)	(**)	(**)
<b>Net Activity, Direct Loan Financing</b>	<b>586</b>	<b>19,453</b>	<b>22,793</b>	<b>1,372,059</b>	<b>1,390,925</b>	<b>1,391,512</b>

Note: Details may not add to totals due to rounding.

Note: Federal credit programs provide benefits to the public in the form of direct loans and loan guarantees. This table reflects cash transactions and balances of the nonbudgetary financing fund accounts that result from the disbursement of loans, collection of fees, repayment of principal, sale of collateral, interest, and subsidy received from the credit program accounts at

net present value in accordance with the Credit Reform Act of 1990. Unreimbursed costs such as administrative expenses and subsidy payments are reported on a cash basis and included within each program's budgetary totals in Table 5.

... No Transactions

(\*\*) Less than absolute value of \$500,000

**Table 7. Receipts and Outlays of the U.S. Government by Month, Fiscal Year 2019**

[\$ millions]

Classification	Oct.	Nov.	Dec.	Jan.	Feb.	March	April	May	June	July	Aug.	Sept.	Fiscal Year to Date	Comparable Period Prior F.Y.
<b>Receipts:</b>														
Individual Income Taxes	128,866	93,371	150,557	197,136	56,661	97,236	332,809	103,692					1,160,328	1,143,141
Corporation Income Taxes	8,000	-1,646	46,755	6,754	-669	8,793	44,688	411					113,086	123,707
<b>Social Insurance and Retirement Receipts:</b>														
Employment and General Retirement	83,255	89,824	93,928	111,769	92,335	101,791	124,912	95,061					792,875	753,437
Unemployment Insurance	2,941	2,650	292	3,038	2,421	275	9,839	11,553					33,009	36,684
Other Retirement	357	446	424	256	469	359	378	468					3,158	2,878
Excise Taxes	14,715	7,535	7,179	6,776	5,353	7,841	7,093	7,593					64,085	55,695
Estate and Gift Taxes	1,954	1,405	1,675	1,092	1,229	935	2,270	788					11,348	15,366
Customs Duties	5,551	6,285	5,992	6,628	5,076	5,163	5,237	4,934					44,866	24,809
Miscellaneous Receipts	7,053	6,091	5,783	6,530	4,389	6,418	8,319	7,566					52,149	68,809
<b>Total--Receipts This Year</b>	<b>252,692</b>	<b>205,961</b>	<b>312,584</b>	<b>339,980</b>	<b>167,265</b>	<b>228,811</b>	<b>535,545</b>	<b>232,064</b>					<b>2,274,902</b>	.....
<b>(On-Budget)</b>	<b>190,915</b>	<b>139,336</b>	<b>242,999</b>	<b>253,837</b>	<b>95,390</b>	<b>149,414</b>	<b>439,736</b>	<b>158,229</b>					<b>1,669,857</b>	.....
<b>(Off-Budget)</b>	<b>61,777</b>	<b>66,625</b>	<b>69,585</b>	<b>86,143</b>	<b>71,875</b>	<b>79,397</b>	<b>95,809</b>	<b>73,835</b>					<b>605,046</b>	.....
<i>Total--Receipts Prior Year</i>	<i>235,341</i>	<i>208,374</i>	<i>325,797</i>	<i>361,038</i>	<i>155,623</i>	<i>210,832</i>	<i>510,447</i>	<i>217,075</i>					.....	<i>2,224,526</i>
<i>(On-Budget)</i>	<i>175,308</i>	<i>143,890</i>	<i>263,995</i>	<i>278,535</i>	<i>87,178</i>	<i>135,369</i>	<i>418,983</i>	<i>146,723</i>					.....	<i>1,649,980</i>
<i>(Off-Budget)</i>	<i>60,033</i>	<i>64,484</i>	<i>61,801</i>	<i>82,503</i>	<i>68,445</i>	<i>75,464</i>	<i>91,464</i>	<i>70,352</i>					.....	<i>574,546</i>
<b>Outlays:</b>														
Legislative Branch	444	372	461	419	371	355	420	411					3,254	3,109
Judicial Branch	672	777	628	512	745	605	620	814					5,374	5,066
<b>Department of Agriculture:</b>														
Commodity Credit Corporation	5,410	3,697	5,930	1,016	2,175	143	-230	-301					17,840	12,551
Foreign Agricultural Service	339	85	109	22	281	148	165	141					1,291	1,326
Other	12,562	13,321	9,207	12,084	8,857	10,253	10,005	9,763					86,051	88,306
Department of Commerce	660	2,110	1,013	429	921	844	816	959					7,753	5,222
<b>Department of Defense--Military Programs:</b>														
Military Personnel	26,063	15,849	11,052	7,108	11,399	12,854	10,958	16,402					111,684	97,881
Operation and Maintenance	20,019	22,206	21,542	21,386	21,724	23,142	22,377	24,607					177,002	165,076
<b>International Reconstruction and Other Assistance</b>														
Procurement	7,788	10,700	10,199	9,814	9,871	11,516	9,933	10,561					80,383	71,290
Research, Development, Test, and Evaluation	7,068	6,483	7,610	7,092	8,150	7,583	7,676	9,214					60,877	49,402
Military Construction	806	537	631	493	490	869	647	731					5,203	4,578
Family Housing	76	98	77	99	64	93	110	89					707	718
Revolving and Management Funds	1,210	1,517	398	1,137	-588	-111	-202	457					3,819	1,937
Other	351	-295	-63	-301	257	-551	470	-259					-391	-985
<b>Total Department of Defense--Military Programs</b>	<b>63,386</b>	<b>57,096</b>	<b>51,445</b>	<b>46,828</b>	<b>51,368</b>	<b>55,396</b>	<b>51,969</b>	<b>61,801</b>					<b>439,289</b>	<b>389,897</b>
Department of Education	5,097	5,630	6,256	9,708	7,942	6,052	6,658	4,980					52,323	48,974
Department of Energy	2,919	1,808	1,895	2,566	2,200	2,246	2,456	2,663					18,753	16,786
<b>Department of Health and Human Services:</b>														
National Institutes of Health	2,629	3,660	2,746	2,854	2,700	2,835	3,041	3,020					23,486	21,791
<b>Centers for Medicare and Medicaid Services:</b>														
Grants to States for Medicaid	31,891	30,599	33,440	32,884	34,380	34,758	35,588	34,994					268,533	258,924
Federal Hospital Insurance Trust Fund	25,734	34,295	16,821	26,612	26,358	28,221	27,503	43,033					228,575	195,289
Federal Supplementary Medical Insurance Trust Fund	36,559	52,186	17,808	35,511	35,446	36,727	38,045	65,390					317,673	258,435
Other	30,669	28,267	30,357	35,696	30,120	28,187	41,807	31,850					256,954	242,073
Administration for Children and Families	4,264	4,820	4,594	4,555	4,365	4,984	4,938	4,469					36,990	35,683
Other	-34,581	-33,221	-34,510	-42,027	-35,215	-35,487	-46,620	-36,204					-297,865	-280,470
Department of Homeland Security	5,338	4,663	6,527	3,243	4,893	4,963	4,662	4,362					38,650	48,983
Department of Housing and Urban Development	3,782	3,664	3,954	3,797	3,861	3,446	3,437	-12,605					13,335	42,066
Department of the Interior	2,130	478	1,063	725	1,359	796	854	1,213					8,619	8,962
Department of Justice	1,612	3,279	3,947	2,461	3,137	2,692	2,703	3,332					23,163	23,791
<b>Department of Labor:</b>														
Unemployment Trust Fund	2,415	2,217	2,642	3,642	3,018	2,905	2,846	2,396					22,081	22,860
Other	-4,582	1,069	1,404	1,341	1,297	-379	640	771					1,561	3,564
Department of State	3,000	3,268	2,038	1,668	1,412	2,729	2,221	2,720					19,055	16,604
<b>Department of Transportation:</b>														
Highway Trust Fund	3,967	3,833	3,060	2,625	2,653	2,521	2,624	3,781					25,065	24,454
Other	2,433	2,633	3,293	1,752	3,902	2,291	2,467	2,619					21,390	21,190
<b>Department of the Treasury:</b>														
Interest on Treasury Debt Securities (Gross)	31,648	35,371	97,203	27,811	28,717	38,938	46,552	47,829					354,068	318,063

**Table 7. Receipts and Outlays of the U.S. Government by Month, Fiscal Year 2019 - Continued**

[\$ millions]

Classification	Oct.	Nov.	Dec.	Jan.	Feb.	March	April	May	June	July	Aug.	Sept.	Fiscal Year to Date	Comparable Period Prior F.Y.
<b>Outlays: - Continued</b>														
Other	6,097	6,791	258	5,229	55,820	24,443	13,195	11,118					122,950	122,543
<b>Department of Veterans Affairs:</b>														
Compensation and Pensions	7,943	15,280	8,161	575	8,188	8,610	8,379	16,592					73,729	53,183
National Service Life	65	44	59	52	52	67	58	62					460	503
Other	8,832	10,253	7,842	7,987	7,915	4,705	8,738	10,466					66,739	61,017
Corps of Engineers	641	771	264	593	608	553	547	296					4,272	3,711
Other Defense Civil Programs	4,747	9,715	5,406	1,747	5,378	5,606	3,600	9,039					45,238	35,756
Environmental Protection Agency	730	761	808	622	914	580	560	646					5,621	5,417
Executive Office of the President	32	45	33	9	49	28	37	40					272	252
General Services Administration	47	139	-307	656	-939	-137	-98	132					-507	-219
<b>International Assistance Programs:</b>														
International Security Assistance	1,781	1,073	1,302	485	980	2,623	427	454					9,125	9,084
Multilateral Assistance	304	-6	4	3	8	3	175	53					545	463
Agency for International Development	827	656	611	583	766	98	830	651					5,021	4,865
Other	-803	115	-2,366	-239	341	-2,550	374	6,915					1,787	-1,913
National Aeronautics and Space Administration	1,787	1,707	1,992	878	1,899	1,478	1,548	1,844					13,132	12,545
National Science Foundation	632	502	601	461	653	509	518	589					4,466	4,393
Office of Personnel Management	9,161	8,108	7,746	9,378	8,044	8,414	9,374	8,388					68,613	66,144
Small Business Administration	100	111	131	90	112	-640	87	98					90	-445
<b>Social Security Administration:</b>														
Federal Old-Age and Survivors Insurance Trust Fund (Off-Budget)	71,770	71,591	71,855	74,118	74,406	74,789	75,028	75,223					588,781	552,772
Federal Disability Insurance Trust Fund (Off-Budget)	12,175	11,934	12,042	12,366	12,347	12,628	12,455	12,478					98,425	97,482
Other	4,707	9,113	4,855	283	4,815	4,632	4,867	9,523					42,794	33,418
<b>Independent Agencies:</b>														
Deposit Insurance Fund	-48	-90	-2,609	60	-252	-1,453	-703	-66					-5,161	-9,536
FSLIC Resolution Fund	-2	-2	-2	-2	-2	-2	-2	-2					-13	-8
<b>Postal Service:</b>														
<b>Off-Budget:</b>														
Public Enterprise Funds	343	267	-139	-585	-84	-625	-703	1,044					-483	-2,168
Other	3	46	10	.....	40	167	.....	.....					265	260
Other	.....	.....	.....	.....	.....	55	.....	.....					55	58
Tennessee Valley Authority	14	146	-58	-188	-287	-319	3	-80					-768	-818
Other	3,047	4,423	2,609	3,614	2,324	2,205	2,814	2,701					23,736	19,441
<b>Undistributed Offsetting Receipts:</b>														
Employer Share, Employee Retirement	-21,629	-6,389	-6,224	-5,632	-6,114	-6,383	-6,131	-6,800					-65,303	-62,593
Interest Received by Trust Funds	1,329	-2,538	-61,702	-130	-2,054	-1,395	-6,213	-5,159					-77,863	-78,953
Rents and Royalties on the Outer Continental Shelf Lands	-1,848	321	-389	-448	-789	-100	-713	-614					-4,580	-3,383
Other	(**)	(**)	.....	.....	-1,155	.....	(**)	(**)					-1,155	(**)
<b>Totals This Year:</b>														
<b>Total Outlays</b>	<b>353,183</b>	<b>410,864</b>	<b>326,123</b>	<b>331,299</b>	<b>401,243</b>	<b>375,756</b>	<b>375,240</b>	<b>439,833</b>					<b>3,013,541</b>	<b>.....</b>
<b>(On-Budget)</b>	<b>279,122</b>	<b>328,697</b>	<b>284,536</b>	<b>256,096</b>	<b>316,103</b>	<b>290,479</b>	<b>299,230</b>	<b>352,744</b>					<b>2,407,006</b>	<b>.....</b>
<b>(Off-Budget)</b>	<b>74,061</b>	<b>82,166</b>	<b>41,588</b>	<b>75,203</b>	<b>85,140</b>	<b>85,278</b>	<b>76,011</b>	<b>87,089</b>					<b>606,535</b>	<b>.....</b>
<b>Total-Surplus (+) or Deficit (-)</b>	<b>-100,491</b>	<b>-204,903</b>	<b>-13,539</b>	<b>8,681</b>	<b>-233,977</b>	<b>-146,945</b>	<b>160,304</b>	<b>-207,768</b>					<b>-738,639</b>	<b>.....</b>
<b>(On-Budget)</b>	<b>-88,207</b>	<b>-189,361</b>	<b>-41,537</b>	<b>-2,259</b>	<b>-220,713</b>	<b>-141,064</b>	<b>140,506</b>	<b>-194,514</b>					<b>-737,149</b>	<b>.....</b>
<b>(Off-Budget)</b>	<b>-12,284</b>	<b>-15,541</b>	<b>27,997</b>	<b>10,940</b>	<b>-13,265</b>	<b>-5,881</b>	<b>19,798</b>	<b>-13,254</b>					<b>-1,489</b>	<b>.....</b>
<b>Total Borrowing from the Public</b>	<b>80,897</b>	<b>200,137</b>	<b>58,595</b>	<b>103</b>	<b>149,613</b>	<b>-45,932</b>	<b>-12,194</b>	<b>9,497</b>					<b>440,717</b>	<b>751,955</b>
<i>Total-Outlays Prior Year</i>	<i>298,555</i>	<i>346,922</i>	<i>348,989</i>	<i>311,801</i>	<i>370,862</i>	<i>419,576</i>	<i>296,192</i>	<i>363,871</i>					<i>.....</i>	<i>2,756,768</i>
<i>(On-Budget)</i>	<i>229,104</i>	<i>270,084</i>	<i>311,314</i>	<i>241,614</i>	<i>291,226</i>	<i>339,599</i>	<i>223,977</i>	<i>283,419</i>					<i>.....</i>	<i>2,190,337</i>
<i>(Off-Budget)</i>	<i>69,451</i>	<i>76,838</i>	<i>37,676</i>	<i>70,186</i>	<i>79,636</i>	<i>79,977</i>	<i>72,215</i>	<i>80,452</i>					<i>.....</i>	<i>566,430</i>
<i>Total-Surplus (+) or Deficit (-) Prior Year</i>	<i>-63,214</i>	<i>-138,547</i>	<i>-23,192</i>	<i>49,237</i>	<i>-215,239</i>	<i>-208,744</i>	<i>214,255</i>	<i>-146,796</i>					<i>.....</i>	<i>-532,242</i>
<i>(On-Budget)</i>	<i>-53,796</i>	<i>-126,194</i>	<i>-47,318</i>	<i>36,920</i>	<i>-204,049</i>	<i>-204,230</i>	<i>195,006</i>	<i>-136,696</i>					<i>.....</i>	<i>-540,357</i>
<i>(Off-Budget)</i>	<i>-9,418</i>	<i>-12,354</i>	<i>24,126</i>	<i>12,317</i>	<i>-11,191</i>	<i>-4,514</i>	<i>19,249</i>	<i>-10,100</i>					<i>.....</i>	<i>8,116</i>

Note: Details may not add to totals due to rounding.

(\*\*) Less than absolute value of \$500,000

... No Transactions

**Table 8. Trust Fund Impact on Budget Results and Investment Holdings as of May 31, 2019**

[\$ millions]

Classification	This Month			Fiscal Year to Date			Securities Held as Investments Current Fiscal Year		
	Receipts	Outlays	Excess	Receipts	Outlays	Excess	Beginning of		Close of
							This Year	This Month	
<b>Trust Receipts, Outlays, and Investments Held:</b>									
Airport and Airway	1,569	1,226	343	10,571	9,889	683	14,212	15,407	15,620
Black Lung Disability	11	19	-9	159	144	16	.....	.....	.....
Federal Disability Insurance	11,001	12,478	-1,477	103,178	98,425	4,754	93,401	99,655	98,158
Federal Employees Life and Health	.....	-397	397	.....	-1,205	1,205	73,986	75,281	75,679
Federal Employees Retirement	3,658	7,487	-3,830	38,097	59,814	-21,717	943,409	906,116	898,762
Federal Hospital Insurance	22,682	43,197	-20,515	213,533	229,727	-16,194	202,805	208,041	186,892
Federal Old-Age and Survivors Insurance	64,489	75,223	-10,734	582,321	588,781	-6,460	2,801,254	2,805,586	2,794,787
Federal Supplementary Medical Insurance	39,035	65,390	-26,355	302,286	317,673	-15,387	98,197	112,260	85,660
Hazardous Substance Superfund	70	93	-23	1,311	854	457	4,918	5,385	5,370
Highways	3,314	4,633	-1,320	26,934	31,684	-4,750	41,212	38,418	37,047
Military Advances	-4,404	2,448	-6,853	21,196	22,293	-1,097	.....	.....	.....
Military Retirement	6,468	9,757	-3,290	125,341	44,991	80,350	743,421	827,875	824,244
Railroad Retirement	1,229	1,275	-46	6,341	10,050	-3,709	2,619	2,711	2,692
Unemployment	11,688	2,404	9,284	34,203	22,153	12,050	72,576	69,311	84,580
Veterans Life Insurance	3	82	-79	78	570	-492	4,503	4,085	4,008
All Other Trust	575	393	182	6,712	3,326	3,385	35,950	39,938	39,981
<b>Total Trust Fund Receipts and Outlays and Investments Held from Table 6-D</b>	<b>161,385</b>	<b>225,709</b>	<b>-64,324</b>	<b>1,472,263</b>	<b>1,439,170</b>	<b>33,093</b>	<b>5,132,462</b>	<b>5,210,068</b>	<b>5,153,479</b>
Less: Interfund Transactions	49,032	49,032	.....	603,226	603,226	.....	.....	.....	.....
Trust Fund Receipts and Outlays on the Basis of Tables 4 & 5	112,353	176,677	-64,324	869,037	835,944	33,093			
<b>Total Federal Fund Receipts and Outlays</b>	<b>119,782</b>	<b>263,227</b>	<b>-143,445</b>	<b>1,406,423</b>	<b>2,178,155</b>	<b>-771,732</b>			
Less: Interfund Transactions	71	71	.....	558	558	.....			
Federal Fund Receipts and Outlays on the Basis of Table 4 & 5	119,711	263,156	-143,445	1,405,865	2,177,597	-771,732			
<b>Net Budget Receipts &amp; Outlays</b>	<b>232,064</b>	<b>439,833</b>	<b>-207,768</b>	<b>2,274,902</b>	<b>3,013,541</b>	<b>-738,639</b>			

Note: Details may not add to totals due to rounding.

Note: Interfund receipts and outlays are transactions between Federal funds and trust funds such as Federal payments and contributions, and interest and profits on investments in Federal securities. They have no net effect on overall budget

receipts and outlays since the receipt side of such transactions is offset against budget outlays. In this table, Interfund receipts are shown as an adjustment to arrive at total receipts and outlays of trust funds respectively.  
... No Transactions

**Table 9. Summary of Receipts by Source, and Outlays by Function of the U.S. Government, May 2019 and Other Periods**

[\$ millions]

Classification	This Month	Fiscal Year to Date	Comparable Period Prior Fiscal Year
<b>Receipts</b>			
Individual Income Taxes	103,692	1,160,328	1,143,141
Corporation Income Taxes	411	113,086	123,707
Social Insurance and Retirement Receipts:			
Employment and General Retirement	95,061	792,875	753,437
Unemployment Insurance	11,553	33,009	36,684
Other Retirement	468	3,158	2,878
Excise Taxes	7,593	64,085	55,695
Estate and Gift Taxes	788	11,348	15,366
Customs Duties	4,934	44,866	24,809
Miscellaneous Receipts	7,566	52,149	68,809
<b>Total</b>	<b>232,064</b>	<b>2,274,902</b>	<b>2,224,526</b>
<b>Net Outlays</b>			
National Defense	64,702	461,508	410,477
International Affairs	10,759	36,407	29,722
General Science, Space, and Technology	2,792	20,872	19,946
Energy	456	1,289	849
Natural Resources and Environment	2,760	23,316	24,849
Agriculture	423	31,111	24,161
Commerce and Housing Credit	-11,902	-23,803	3,995
Transportation	7,906	57,101	55,540
Community and Regional Development	2,475	20,687	33,373
Education, Training, Employment, and Social Services	7,924	73,687	70,065
Health	49,351	383,586	364,350
Medicare	98,211	462,606	376,908
Income Security	48,340	384,527	357,487
Social Security	87,681	687,098	650,203
Veterans Benefits and Services	27,312	141,191	115,014
Administration of Justice	5,169	43,234	39,679
General Government	2,358	11,334	13,597
Net Interest	40,531	268,830	232,527
Undistributed Offsetting Receipts	-7,414	-71,038	-65,975
<b>Total</b>	<b>439,833</b>	<b>3,013,541</b>	<b>2,756,768</b>

Note: Details may not add to totals due to rounding.

# Explanatory Notes

## 1. Flow of Data into Monthly Treasury Statement

The *Monthly Treasury Statement (MTS)* is assembled from data in the central accounting system. The major sources of data include monthly accounting reports by Federal entities and disbursing officers, and daily reports from the Federal Reserve banks. These reports detail accounting transactions affecting receipts and outlays of the Federal Government and off-budget Federal entities, and their related effect on the assets and liabilities of the U.S. Government. Information is presented in the *MTS* on a modified cash basis.

## 2. Notes on Receipts

Receipts included in the report are classified into the following major categories: (1) budget receipts and (2) offsetting collections (also called applicable receipts). Budget receipts are collections from the public that result from the exercise of the Government's sovereign or governmental powers, excluding receipts offset against outlays. These collections, also called governmental receipts, consist mainly of tax receipts (including social insurance taxes), receipts from court fines, certain licenses, and deposits of earnings by the Federal Reserve System. Refunds of receipts are treated as deductions from gross receipts.

Offsetting collections are from other Government accounts or the public that are of a business-type or market-oriented nature. They are classified into two major categories: (1) offsetting collections credited to appropriations or fund accounts, and (2) offsetting receipts (i.e., amounts deposited in receipt accounts). Collections credited to appropriation or fund accounts normally can be used without appropriation action by Congress. These occur in two instances: (1) when authorized by law, amounts collected for materials or services are treated as reimbursements to appropriations and (2) in the three types of revolving funds (public enterprise, intra governmental, and trust); collections are netted against spending, and outlays are reported as the net amount.

Offsetting receipts in receipt accounts cannot be used without being appropriated. They are subdivided into two categories: (1) proprietary receipts - these collections are from the public and they are offset against outlays by agency and by function, and (2) intra governmental funds - these are payments into receipt accounts from Governmental appropriation or fund accounts. The transactions may be intrabudgetary when the payment and receipt both occur within the budget or from receipts from off-budget Federal entities in those cases where payment is made by a Federal entity whose budget authority and outlays are excluded from the budget totals.

Intrabudgetary transactions are subdivided into three categories: (1) interfund transactions, where the payments are from one fund group (either Federal funds or trust funds) to a receipt account in the other fund group; (2) Federal intrafund transactions, where the payments and receipts both occur within the Federal fund group; and (3) trust intrafund transactions, where the payments and receipts both occur within the trust fund group.

Offsetting receipts are generally deducted from budget authority and outlays by function, by subfunction, or by agency. There are four types of receipts, however, that are deducted from budget totals as undistributed offsetting receipts. They are: (1) agencies' payments (including payments by off-budget Federal entities) as employers into employees retirement funds, (2) interest received by trust funds, (3) rents and royalties on the Outer Continental Shelf lands, and (4) other interest (i.e., interest collected on Outer Continental Shelf money in deposit funds when such money is transferred into the budget).

## 3. Notes on Outlays

Outlays are generally accounted for on the basis of checks issued, electronic funds transferred, or cash payments made. Certain outlays do not require issuance of cash or checks. An example is charges made against appropriations for that part of employees' salaries withheld for taxes or savings bond allotments - these are counted as payments to the employee and credits for whatever purpose the money was withheld. Outlays are stated net of offsetting collections (including receipts of revolving and management funds) and of refunds. Interest on the public debt (public issues) is recognized on the accrual basis. Federal credit programs subject to the Federal Credit Reform Act of 1990 use the cash

basis of accounting and are divided into two components. The portion of the credit activities that involve a cost to the Government (mainly subsidies) is included within the budget program accounts. The remaining portion of the credit activities are in non-budget financing accounts. Outlays of off-budget Federal entities are excluded by law from budget totals. However, they are shown separately and combined with the on-budget outlays to display total Federal outlays.

## 4. Processing

The data on payments and collections are reported by account symbol into the central accounting system. In turn, the data are extracted from this system for use in the preparation of the *MTS*.

There are two major checks which are conducted to assure consistency of the data reported:

1. Verification of payment data. The monthly payment activity reported by Federal entities on the Statements of Transactions is compared to the payment activity of Federal entities as reported by disbursing officers.

2. Verification of collection data. Reported collections appearing on Statements of Transactions are compared to deposits as reported by Federal Reserve Banks.

## 5. Other Sources of Information About Federal Government Financial Activities

- *A Glossary of Terms Used in the Federal Budget Process, 2005* (Available from the U.S. Government Accountability Office, at calling 202-512-6000. This glossary provides a basic reference document of standardized definitions of terms used by the Federal Government in the budget making process).
- *Daily Treasury Statement* (Available on the internet at <http://www.fms.treas.gov/dts/>). The *Daily Treasury Statement* is published each working day of the Federal Government and provides data on the cash and debt operations of the Treasury.
- *Monthly Statement of the Public Debt of the United States* (Available on the internet at <http://www.treasurydirect.gov/govt/reports/pd/mspd/mspd.htm>). This publication provides detailed information concerning the public debt.
- *Treasury Bulletin* (Available from GPO, Washington, D.C. 20401 on a subscription or single copy and on the internet at [http://www.fiscal.treasury.gov/fsreports/rpt/treasBulletin/treasBulletin\\_home.htm](http://www.fiscal.treasury.gov/fsreports/rpt/treasBulletin/treasBulletin_home.htm)). Quarterly, contains a mix of narrative, tables, and charts on Treasury issues, Federal financial operations, international statistics, and special reports.
- *Budget of the United States Government, Fiscal Year 20\_\_* (Available from GPO, Washington, D.C. 20401 on a subscription basis only and on the internet at <http://www.access.gpo.gov/usbudget>). This publication is a single volume which provides budget information and contains:
  - *Appendix, The Budget of the United States Government, FY 20\_\_*
  - *The United States Budget in Brief, FY 20\_\_*
  - *Analytical Perspectives*
  - *Historical Tables*
- *Combined Statement of Receipts, Outlays, and Balances of the United States Government* (Available from Bureau of the Fiscal Service, U.S. Department of Treasury, Washington, D.C. 20227 and on the internet at [http://www.fiscal.treasury.gov/fsreports/rpt/combStmt/combStmt\\_home.htm](http://www.fiscal.treasury.gov/fsreports/rpt/combStmt/combStmt_home.htm)). This report includes budgetary results at the summary level and presents individual receipt and appropriation accounts at the detail level.

**Scheduled Release**

**The release date for the June 2019 Statement  
will be 2:00 p.m. EST July 11, 2019.**

Internet service subscribers can access the current issue of the Monthly Treasury Statement through the  
Bureau of the Fiscal Service's website:

[http://www.fiscal.treasury.gov/fsreports/rpt/mthTreasStmnt/mthTreasStmnt\\_home.htm](http://www.fiscal.treasury.gov/fsreports/rpt/mthTreasStmnt/mthTreasStmnt_home.htm)