



# Monthly Treasury Statement

of Receipts and Outlays  
of the United States Government

For Fiscal Year 2014 Through **June 30, 2014**, and Other Periods

## Highlights

This issue includes the semi-annual interest payment to trust funds investing in government securities.

Outlays for Military active duty and retirement, Veterans' benefits, Supplemental Security Income, and Medicare payments to Health Maintenance Organizations and prescription drug plans accelerate into May since June 1, the normal payment date, falls on a non-business day.

### Receipts, Outlays, and Surplus/Deficit for June 2014

[ \$billions ]



### Receipts, Outlays, and Surplus/Deficit through Fiscal Year 2014

[ \$billions ]



Compiled and Published by

*Department of the Treasury*  
*Bureau of the Fiscal Service*

Contents			
Summary	page 2	Receipts/outlays by month	page 32
Receipts	page 6	Federal trust funds/securities	page 34
Outlays	page 7	Receipts by source/outlays by function	page 34
Means of financing	page 20	Explanatory notes	page 35

## Introduction

The *Monthly Treasury Statement of Receipts and Outlays of the United States Government (MTS)* is prepared by the Bureau of the Fiscal Service, Department of the Treasury, and after approval by the Fiscal Assistant Secretary of the Treasury, is normally released on the 8th workday of the month following the reporting month. The publication is based on data provided by Federal entities, disbursing officers, and Federal Reserve banks.

### AUDIENCE

The *MTS* is published to meet the needs of those responsible for or interested in the cash position of the Treasury, those who are responsible or interested in the Government's budget results, and individuals and businesses whose operations depend upon or are related to the Government's financial operations.

### DISCLOSURE STATEMENT

This statement summarizes the financial activities of the Federal Government and off-budget Federal entities conducted in accordance with the Budget of the U.S. Government, i.e., receipts and outlays of funds, the surplus or deficit, and the means of financing the deficit or disposing of the surplus. Information is presented on a modified cash basis; receipts are accounted for on the basis of collections; refunds of receipts are treated as deductions from gross receipts; revolving and

management fund receipts, reimbursements and refunds of monies previously expended are treated as deductions from gross outlays; and interest on the public debt (public issues) is recognized on the accrual basis. Major information sources include accounting data reported by Federal entities, disbursing officers, and Federal Reserve banks.

### TRIAD OF PUBLICATIONS

The *MTS* is part of a triad of Treasury financial reports. The *Daily Treasury Statement* is published each working day of the Federal Government. It provides data on the cash and debt operations of the Treasury based upon reporting of the Treasury account balances by Federal Reserve banks. The *MTS* is a report of Government receipts and outlays based on agency reporting. The *Combined Statement of Receipts, Outlays, and Balances of the United States Government* is the official publication of the detailed receipts and outlays of the Government. It is published annually in accordance with legislative mandates given to the Secretary of the Treasury.

### DATA SOURCES AND INFORMATION

The Explanatory Notes section of this publication provides information concerning the flow of data into the *MTS* and sources of information relevant to the *MTS*.

**Table 1. Summary of Receipts, Outlays, and the Deficit/Surplus of the U.S. Government, Fiscal Years 2013 and 2014, by Month**

Period	[\$ millions]		
	Receipts	Outlays	Deficit/Surplus (-)
<b>FY 2013</b>			
October.....	184,316	304,311	119,995
November.....	161,730	333,841	172,112
December.....	269,508	270,699	1,191
January.....	272,225	269,340	-2,886
February.....	122,815	326,354	203,539
March.....	186,018	292,548	106,530
April.....	406,723	293,834	-112,889
May.....	197,182	335,914	138,732
June.....	286,627	170,126	-116,501
July.....	200,030	297,627	97,597
August.....	185,370	<sup>1</sup> 333,284	147,914
September.....	301,469	226,355	-75,114
Year-to-Date.....	<b><sup>2</sup>2,774,011</b>	<b><sup>3</sup>3,454,232</b>	<b><sup>4</sup>680,221</b>
<b>FY 2014</b>			
October.....	198,927	289,511	90,584
November.....	182,453	317,679	135,226
December.....	283,221	230,001	-53,220
January.....	295,997	306,247	10,250
February.....	144,349	337,880	193,532
March.....	215,846	<sup>3,4</sup> 252,732	36,886
April.....	414,237	307,383	-106,853
May.....	199,889	329,860	129,971
June.....	323,646	253,127	-70,519
Year-to-Date.....	<b>2,258,565</b>	<b>2,624,420</b>	<b>365,855</b>

<sup>1</sup>Outlays have decreased by \$9 million to reflect additional reporting by the Architect of the Capital for August 2013.

<sup>2</sup>The receipt, outlay and deficit figures differ from the FY 2015 Budget, released by the Office of Management and Budget on March 4, 2014. The deficit figure differs by - \$727 million, due mainly to revisions in the data following the release of the Final Monthly Treasury Statement.

<sup>3</sup>Outlays have decreased by \$5 million to reflect additional reporting by Agency for International Development for March 2014.

<sup>4</sup>Outlays have decreased by \$1 million to reflect additional reporting by the Railroad Retirement Board for March 2014.

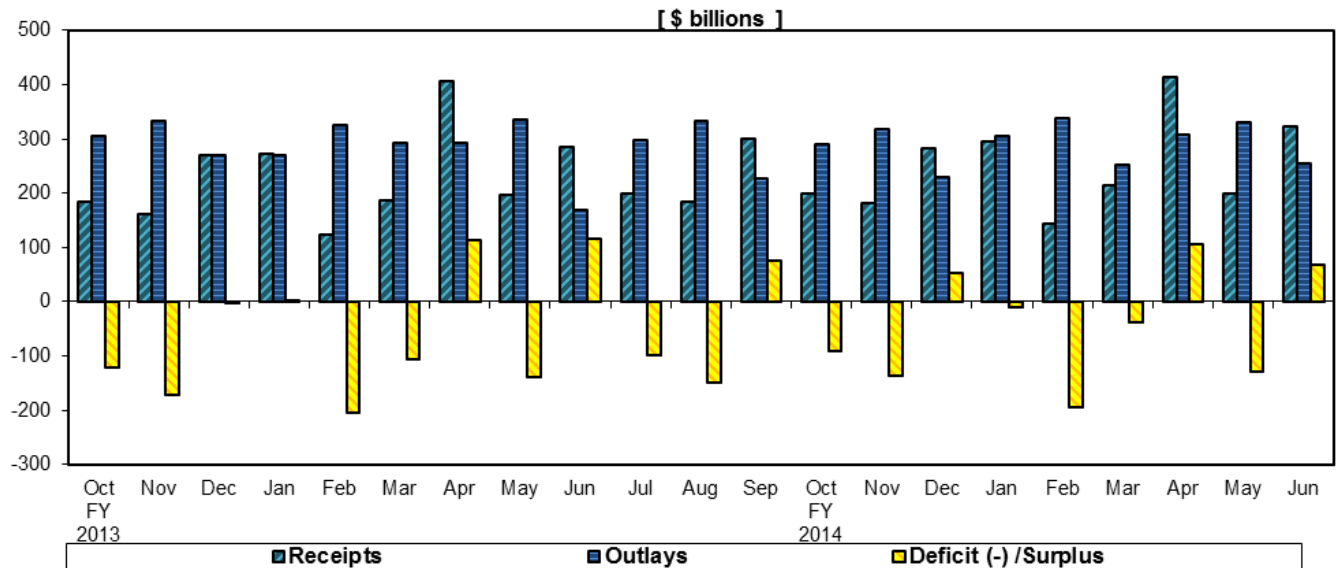
Note: Details may not add to totals due to rounding.

**Table 2. Summary of Budget and Off-Budget Results and Financing of the U.S. Government, June 2014 and Other Periods**

Classification	[\$ millions]				
	This Month	Current Fiscal Year to Date	Budget Estimates Full Fiscal Year <sup>1</sup>	Prior Fiscal Year to Date (2013)	Budget Estimates Next Fiscal Year (2015) <sup>1</sup>
<b>Total On-Budget and Off-Budget Results:</b>					
Total Receipts.....	323,646	2,258,565	3,001,721	2,087,143	3,337,425
On-Budget Receipts.....	255,321	1,696,524	2,269,389	1,581,669	2,579,548
Off-Budget Receipts.....	68,325	562,041	732,332	505,474	757,877
Total Outlays.....	253,127	2,624,420	3,650,526	2,596,966	3,900,989
On-Budget Outlays.....	228,600	2,121,000	2,939,299	2,158,397	3,143,368
Off-Budget Outlays.....	24,528	503,421	711,227	438,569	757,621
Total Surplus (+) or Deficit (-).....	+70,519	-365,855	-648,805	-509,823	-563,564
On-Budget Surplus (+) or Deficit (-).....	+26,721	-424,475	-669,910	-576,728	-563,820
Off-Budget Surplus (+) or Deficit (-).....	+43,798	+58,620	+21,105	+66,905	+256
Total On-Budget and Off-Budget Financing.....	-70,519	365,855	648,805	509,823	563,564
<b>Means of Financing:</b>					
Borrowing from the Public.....	34,376	586,582	920,083	633,003	689,142
Reduction of Operating Cash, Increase (-).....	-110,406	-50,913	-1,614	-49,412	.....
By Other Means.....	5,511	-169,814	-269,664	-73,768	-125,578

These estimates are based on the *FY 2015 Budget*, released by the Office of Management and Budget on March 4, 2014. ... No Transactions  
Note: Details may not add to totals due to rounding.

**Figure 1. Monthly Receipts, Outlays, and Budget Deficit/Surplus of the U.S. Government, Fiscal Years 2013 and 2014**



**Figure 2. Cumulative Monthly Receipts, Outlays, and Budget Deficit/Surplus of the U.S. Government, Fiscal Years 2013 and 2014**

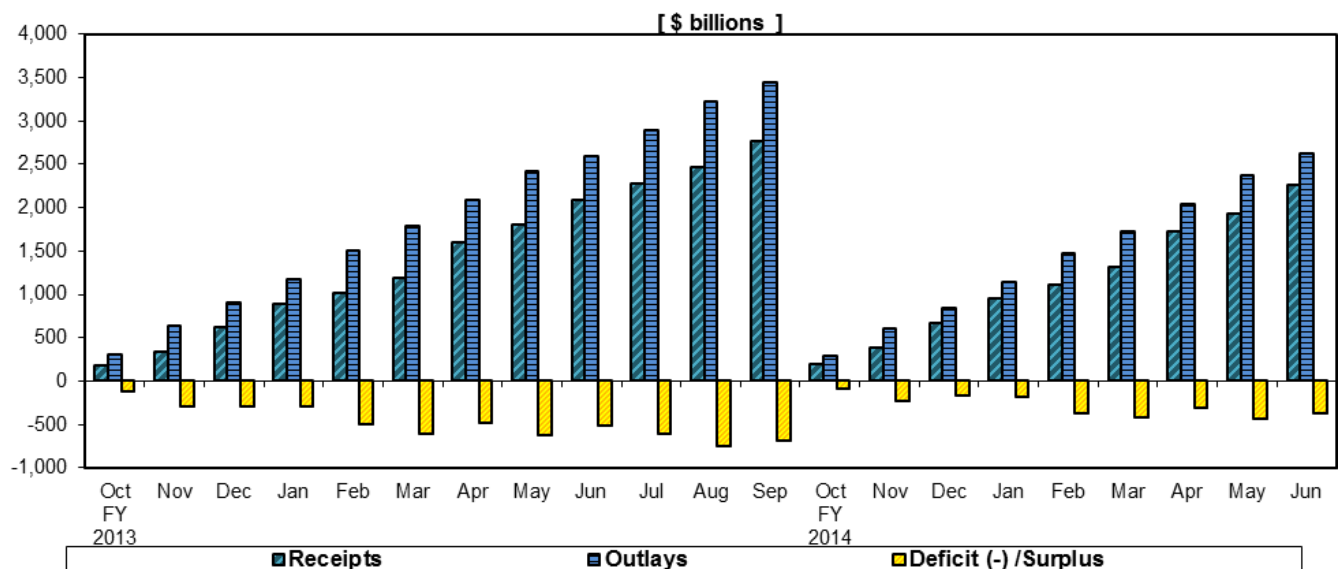
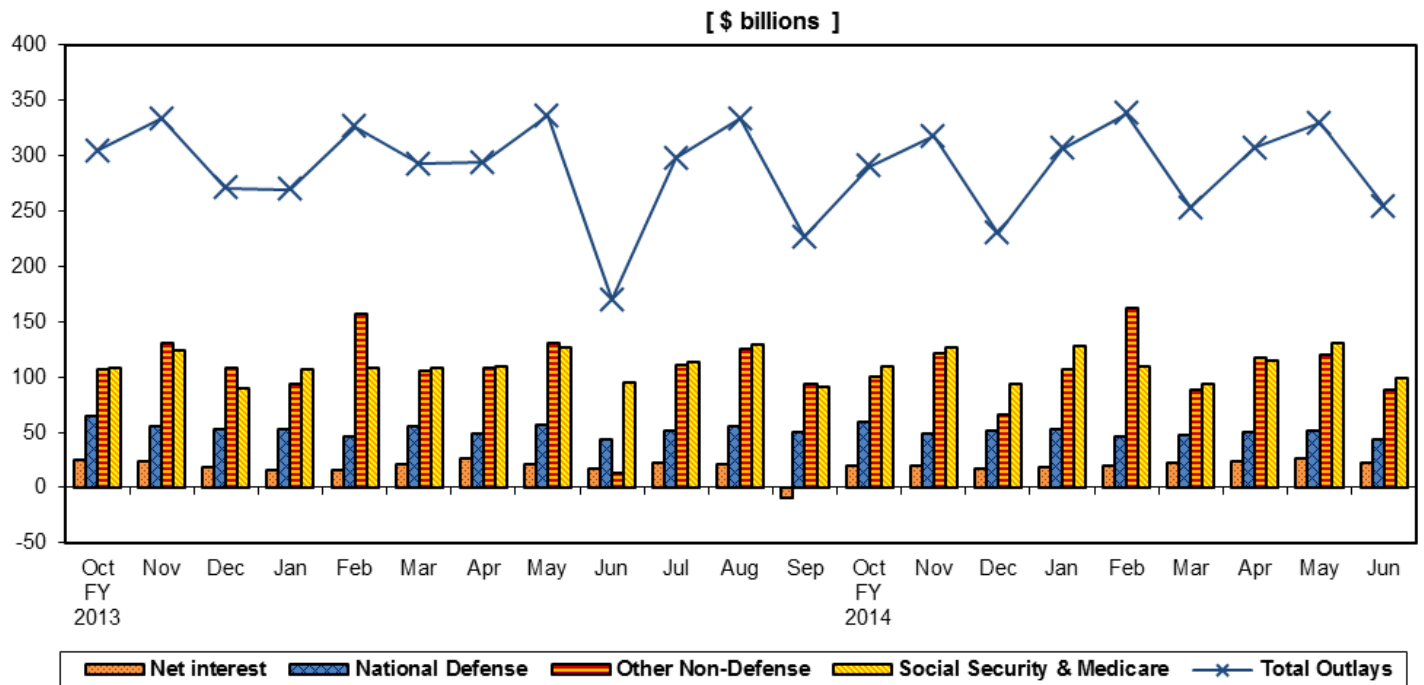


Figure 3. Monthly Receipts of the U.S. Government, by Source, Fiscal Years 2013 and 2014



Figure 4. Monthly Outlays of the U.S. Government, by Function, Fiscal Years 2013 and 2014



**Table 3. Summary of Receipts and Outlays of the U.S. Government, June 2014 and Other Periods**

Classification	[\$ millions]			
	This Month	Current Fiscal Year to Date	Comparable Prior Period Year to Date	Budget Estimates Full Fiscal Year <sup>1</sup>
<b>Budget Receipts</b>				
Individual Income Taxes .....	142,735	1,045,759	992,168	1,386,068
Corporation Income Taxes .....	70,178	235,018	205,591	332,740
Social Insurance and Retirement Receipts:				
Employment and General Retirement (Off-Budget) .....	68,325	562,041	505,474	732,332
Employment and General Retirement (On-Budget) .....	20,226	175,253	161,483	224,619
Unemployment Insurance .....	1,382	44,613	46,137	60,393
Other Retirement .....	277	2,572	2,674	3,765
Excise Taxes .....	6,449	58,012	59,369	93,528
Estate and Gift Taxes .....	1,353	13,935	14,953	15,746
Customs Duties .....	2,600	24,725	23,131	34,966
Miscellaneous Receipts .....	10,120	96,637	76,162	117,564
<b>Total Receipts .....</b>	<b>323,646</b>	<b>2,258,565</b>	<b>2,087,143</b>	<b>3,001,721</b>
(On-Budget) .....	255,321	1,696,524	1,581,669	2,269,389
(Off-Budget) .....	68,325	562,041	505,474	732,332
<b>Budget Outlays</b>				
Legislative Branch .....	325	3,040	3,286	4,740
Judicial Branch .....	578	5,074	5,262	7,281
Department of Agriculture .....	11,255	111,950	124,825	149,191
Department of Commerce .....	631	5,775	6,962	8,213
Department of Defense-Military Programs .....	41,759	432,060	457,671	593,343
Department of Education .....	10,969	46,969	26,998	65,619
Department of Energy .....	1,894	17,436	19,026	27,773
Department of Health and Human Services .....	60,220	684,210	659,468	957,978
Department of Homeland Security .....	3,626	31,424	45,018	51,628
Department of Housing and Urban Development .....	3,133	29,543	23,167	42,121
Department of the Interior .....	1,180	8,373	6,669	12,834
Department of Justice .....	1,946	19,104	22,129	28,651
Department of Labor .....	3,872	44,342	63,208	76,507
Department of State .....	1,824	19,015	17,703	27,770
Department of Transportation .....	7,537	53,303	52,992	80,531
Department of the Treasury:				
Interest on Treasury Debt Securities (Gross) .....	97,566	353,620	345,261	427,219
Other .....	-5,403	38,197	18,453	41,937
Department of Veterans Affairs .....	6,202	110,884	102,348	150,682
Corps of Engineers .....	488	4,875	4,883	7,153
Other Defense Civil Programs .....	495	43,197	42,944	57,877
Environmental Protection Agency .....	797	6,378	7,212	8,128
Executive Office of the President .....	26	270	281	392
General Services Administration .....	-153	-260	-221	-477
International Assistance Program .....	2,544	215,059	15,759	20,359
National Aeronautics and Space Administration .....	1,410	12,480	12,321	17,063
National Science Foundation .....	612	4,796	5,157	7,051
Office of Personnel Management .....	6,733	65,559	62,297	92,419
Small Business Administration .....	79	-42	164	365
Social Security Administration .....	76,112	677,434	648,131	914,368
Other Independent Agencies .....	-5,256	3518	422,286	18,717
Allowances .....	.....	.....	.....	1,875
Undistributed Offsetting Receipts:				
Interest .....	-72,867	-152,060	-151,421	-158,042
Other .....	-7,008	-68,102	-73,275	-90,740
<b>Total Outlays .....</b>	<b>253,127</b>	<b>2,624,420</b>	<b>2,596,966</b>	<b>3,650,526</b>
(On-Budget) .....	228,600	2,121,000	2,158,397	2,939,299
(Off-Budget) .....	24,528	503,421	438,569	711,227
<b>Surplus (+) or Deficit (-) .....</b>	<b>+70,519</b>	<b>-365,855</b>	<b>-509,823</b>	<b>-648,805</b>
(On-Budget) .....	+26,721	-424,475	-576,728	-669,910
(Off-Budget) .....	+43,798	+58,620	+66,905	+21,105

<sup>1</sup>These estimates are based on the *FY 2015 Budget*, released by the Office of Management and Budget on March 4, 2014.

<sup>2</sup>Outlays have decreased by \$5 million to reflect additional reporting by Agency for International Development for March 2014.

<sup>3</sup>Outlays have decreased by \$1 million to reflect additional reporting by the Railroad Retirement Board for March 2014.

<sup>4</sup>Outlays have decreased by \$9 million to reflect additional reporting by the Architect of the Capitol for August 2013.

... No Transactions

Note: Details may not add to totals due to rounding.

**Table 4. Receipts of the U.S. Government, June 2014 and Other Periods**

[\$ millions]

Classification	This Month			Current Fiscal Year to Date			Prior Fiscal Year to Date		
	Gross Receipts	Refunds (Deduct)	Receipts	Gross Receipts	Refunds (Deduct)	Receipts	Gross Receipts	Refunds (Deduct)	Receipts
<b>Individual Income Taxes:</b>									
Withheld.....	89,738			875,211			839,700		
Presidential Election Campaign Fund.....	2			28			34		
Other.....	59,516			392,743			372,463		
<b>Total--Individual Income Taxes.....</b>	<b>149,256</b>	<b>6,521</b>	<b>142,735</b>	<b>1,267,982</b>	<b>222,223</b>	<b>1,045,759</b>	<b>1,212,198</b>	<b>220,030</b>	<b>992,168</b>
<b>Corporation Income Taxes.....</b>	<b>71,648</b>	<b>1,470</b>	<b>70,178</b>	<b>261,732</b>	<b>26,714</b>	<b>235,018</b>	<b>238,397</b>	<b>32,806</b>	<b>205,591</b>
<b>Social Insurance and Retirement Receipts:</b>									
Employment and General Retirement:									
Federal Old-Age and Survivors Ins. Trust Fund:									
Federal Insurance Contributions Act Taxes.....	154,361		54,361	448,030		448,030	410,061		410,061
Self-Employment Contributions Act Taxes.....	15,427		5,427	30,330		30,330	25,355		25,355
Adjustments Attributable to Prior Years.....	1-1,383		-1,383	2,097		2,097	-3,306		-3,306
Total--FOASI Trust Fund.....	58,405		58,405	480,457		480,457	432,110		432,110
Federal Disability Insurance Trust Fund:									
Federal Insurance Contributions Act Taxes.....	19,232		9,232	76,080		76,080	69,639		69,639
Self-Employment Contributions Act Taxes.....	1922		922	5,153		5,153	4,304		4,304
Adjustments Attributable to Prior Years.....	1-234		-234	351		351	-579		-579
Total--FDI Trust Fund.....	9,920		9,920	81,584		81,584	73,364		73,364
Federal Hospital Insurance Trust Fund:									
Federal Insurance Contributions Act Taxes.....	117,243		17,243	154,848		154,848	146,377		146,377
Self-Employment Contributions Act Taxes.....	12,976		2,976	14,472		14,472	12,702		12,702
Receipts from Railroad Retirement Board.....	581		581	581		581	547		547
Adjustments Attributable to Prior Years.....	1-491		-491	1,483		1,483	-1,714		-1,714
Total--FHI Trust Fund.....	20,309		20,309	171,384		171,384	157,912		157,912
Railroad Retirement :									
Rail Pension and Supplemental Annuity.....	256	(**)	256	2,277	8	2,269	2,153	31	2,122
Social Security Equivalent Account.....	-338	(**)	-338	1,608	8	1,601	1,481	32	1,449
Total--Employment and General Retirement.....	88,551	(**)	88,551	737,310	16	737,295	667,021	63	666,958
Unemployment Insurance:									
Deposits by States.....	1,334		1,334	36,974		36,974	39,094		39,094
Federal Unemployment Tax Act Taxes.....	59	10	49	7,713	101	7,612	7,048	106	6,942
Railroad Unemployment Taxes.....	(**)		(**)	27		27	101		101
Total--Unemployment Insurance.....	1,392	10	1,382	44,714	101	44,613	46,244	106	46,137
Other Retirement:									
Federal Employees Retirement - Employee Share.....	275		275	2,552		2,552	2,655		2,655
Non-Federal Employees Retirement.....	3		3	20		20	20		20
Total--Other Retirement.....	277		277	2,572		2,572	2,674		2,674
<b>Total--Social Insurance and Retirement Receipts.....</b>	<b>90,221</b>	<b>10</b>	<b>90,211</b>	<b>784,596</b>	<b>117</b>	<b>784,479</b>	<b>715,939</b>	<b>169</b>	<b>715,770</b>
<b>Excise Taxes:</b>									
Miscellaneous Excise Taxes.....	3,335	806	2,529	25,427	3,438	21,990	27,459	2,071	25,388
Airport and Airway Trust Fund.....	1,083		1,083	9,219	10	9,209	8,879	10	8,869
Highway Trust Fund.....	2,804		2,804	26,413		26,413	24,743		24,743
Black Lung Disability Trust Fund.....	33		33	400		400	368		368
<b>Total--Excise Taxes.....</b>	<b>7,255</b>	<b>806</b>	<b>6,449</b>	<b>61,460</b>	<b>3,448</b>	<b>58,012</b>	<b>61,449</b>	<b>2,081</b>	<b>59,369</b>
<b>Estate and Gift Taxes.....</b>	<b>1,409</b>	<b>57</b>	<b>1,353</b>	<b>14,533</b>	<b>599</b>	<b>13,935</b>	<b>15,717</b>	<b>764</b>	<b>14,953</b>
<b>Customs Duties.....</b>	<b>2,697</b>	<b>97</b>	<b>2,600</b>	<b>25,702</b>	<b>976</b>	<b>24,725</b>	<b>24,101</b>	<b>970</b>	<b>23,131</b>
<b>Miscellaneous Receipts:</b>									
Deposits of Earnings by Federal Reserve Banks.....	8,183		8,183	74,383		74,383	56,489		56,489
Universal Service Fund.....	817		817	7,375		7,375	7,429		7,429
All Other.....	1,128	8	1,120	14,909	30	14,879	12,266	23	12,243
<b>Total -- Miscellaneous Receipts.....</b>	<b>10,128</b>	<b>8</b>	<b>10,120</b>	<b>96,667</b>	<b>30</b>	<b>96,637</b>	<b>76,185</b>	<b>23</b>	<b>76,162</b>
<b>Total -- Receipts.....</b>	<b>332,614</b>	<b>8,968</b>	<b>323,646</b>	<b>2,512,671</b>	<b>254,106</b>	<b>2,258,565</b>	<b>2,343,987</b>	<b>256,844</b>	<b>2,087,143</b>
<b>Total -- On-Budget.....</b>	<b>264,289</b>	<b>8,968</b>	<b>255,321</b>	<b>1,950,630</b>	<b>254,106</b>	<b>1,696,524</b>	<b>1,838,513</b>	<b>256,844</b>	<b>1,581,669</b>
<b>Total -- Off-Budget.....</b>	<b>68,325</b>		<b>68,325</b>	<b>562,041</b>		<b>562,041</b>	<b>505,474</b>		<b>505,474</b>

<sup>1</sup>In accordance with the Social Security Act as amended: "Individual income taxes, Withheld" have been increased and "Federal Insurance Contribution Act Taxes" correspondingly decreased by \$2,564 million to correct estimates for the quarter ending June, 2013. "Individual income taxes, Other" have decreased and "Self-Employment Contributions Act Taxes" correspondingly increased by \$456 million to correct estimates for calendar year 2011 and prior.

... No Transactions

(\*\*) Less than \$500,000

Note: Details may not add to totals due to rounding.

**Table 5. Outlays of the U.S. Government, June 2014 and Other Periods**

Classification	[\$ millions]								
	This Month			Current Fiscal Year to Date			Prior Fiscal Year to Date		
	Gross Outlays	Applicable Receipts	Outlays	Gross Outlays	Applicable Receipts	Outlays	Gross Outlays	Applicable Receipts	Outlays
<b>Legislative Branch:</b>									
Senate.....	66	(**)	66	602	2	600	643	2	641
House of Representatives.....	97	(**)	97	920	2	918	957	2	955
Joint Items.....	2	.....	2	12	.....	12	13	.....	13
Capitol Police.....	25	.....	25	234	.....	234	260	.....	260
Congressional Budget Office.....	3	.....	3	31	.....	31	32	.....	32
Architect of the Capitol.....	35	1	35	320	3	317	395	3	392
Library of Congress.....	50	1	50	417	7	411	470	7	464
Government Printing Office.....	-6	.....	-6	91	.....	91	99	.....	99
Government Accountability Office.....	44	.....	44	365	.....	365	366	.....	366
United States Tax Court.....	6	.....	6	42	.....	42	37	.....	37
Other Legislative Branch Agencies.....	5	.....	5	39	.....	39	46	.....	46
Proprietary Receipts from the Public.....	.....	2	-2	.....	14	-14	.....	9	-9
Intrabudgetary Transaction.....	(**)	.....	(**)	-7	.....	-7	-9	.....	-9
Offsetting Governmental Receipts.....	.....	.....	.....	.....	(**)	(**)	.....	(**)	(**)
<b>Total--Legislative Branch.....</b>	<b>329</b>	<b>4</b>	<b>325</b>	<b>3,068</b>	<b>27</b>	<b>3,040</b>	<b>3,309</b>	<b>23</b>	<b>3,286</b>
<b>Judicial Branch:</b>									
Supreme Court of the United States.....	7	.....	7	73	.....	73	61	.....	61
Courts of Appeals, District Courts, and Other									
Judicial Services.....	549	.....	549	5,230	.....	5,230	5,366	.....	5,366
Other.....	26	.....	26	352	.....	352	303	.....	303
Proprietary Receipts from the Public.....	.....	2	-2	.....	111	-111	.....	113	-113
Intrabudgetary Transactions.....	-2	.....	-2	-469	.....	-469	-354	.....	-354
<b>Total--Judicial Branch.....</b>	<b>580</b>	<b>2</b>	<b>578</b>	<b>5,186</b>	<b>111</b>	<b>5,074</b>	<b>5,376</b>	<b>113</b>	<b>5,262</b>
<b>Department of Agriculture:</b>									
Agricultural Research Service.....	86	.....	86	765	.....	765	822	.....	822
National Institute of Food and Agriculture:									
Research and Education Activities.....	82	.....	82	494	.....	494	444	.....	444
Extension Activities.....	27	.....	27	303	.....	303	246	.....	246
Other.....	8	.....	8	76	.....	76	92	.....	92
Animal and Plant Health Inspection Service.....	95	.....	95	753	.....	753	782	.....	782
Food Safety and Inspection Service.....	73	.....	73	705	.....	705	743	.....	743
Agricultural Marketing Service.....	64	.....	64	555	.....	555	785	.....	785
Risk Management Agency:									
Administrative and Operating Expenses.....	5	.....	5	46	.....	46	54	.....	54
Federal Crop Insurance Corporation Fund.....	209	15	194	10,016	194	9,822	17,323	2,441	14,882
Farm Service Agency:									
Salaries and Expenses.....	108	.....	108	712	.....	712	1,073	.....	1,073
USDA Supplemental Assistance.....	2	.....	2	2	.....	2	(**)	.....	(**)
Agricultural Disaster Relief Fund.....	(**)	.....	(**)	35	.....	35	1,617	.....	1,617
Commodity Credit Corporation.....	966	712	254	15,116	5,584	9,532	17,531	8,735	8,796
Tobacco Trust Fund.....	222	.....	222	842	.....	842	659	.....	659
Agricultural Credit Insurance Fund.....	9	9	(**)	568	104	465	257	143	114
Other.....	3	.....	3	37	.....	37	45	.....	45
<b>Total--Farm Service Agency.....</b>	<b>1,309</b>	<b>721</b>	<b>588</b>	<b>17,311</b>	<b>5,688</b>	<b>11,623</b>	<b>21,180</b>	<b>8,878</b>	<b>12,303</b>
Natural Resources Conservation Service:									
Conservation Operations.....	85	.....	85	579	.....	579	602	.....	602
Farm Security and Rural Investment Programs.....	160	.....	160	2,225	.....	2,225	2,213	.....	2,213
Other.....	13	.....	13	97	.....	97	125	.....	125
Rural Development.....	50	.....	50	-16	.....	-16	64	.....	64
Rural Housing Service:									
Rural Housing Insurance Fund.....	6	64	-58	470	427	43	470	467	2
Rental Assistance Program.....	96	.....	96	871	.....	871	850	.....	850
Other.....	11	.....	11	92	.....	92	119	.....	119
Rural Utilities Service:									
Rural Electrification and Telecommunications Fund.....	73	-118	191	1,055	2,152	-1,096	252	840	-588
Other.....	73	13	60	731	135	596	1,100	150	950
Foreign Agricultural Service.....	129	.....	129	1,079	.....	1,079	1,380	.....	1,380
Food and Nutrition Service:									
Supplemental Nutrition Assistance Program.....	6,293	.....	6,293	57,331	.....	57,331	61,834	.....	61,834
Child Nutrition Programs.....	2,104	.....	2,104	16,648	.....	16,648	16,746	.....	16,746
Special Supplemental Nutrition Program for									
Women, Infants, and Children (WIC).....	536	.....	536	4,705	.....	4,705	4,929	.....	4,929
Other.....	30	.....	30	250	.....	250	337	.....	337
<b>Total--Food and Nutrition Service.....</b>	<b>8,963</b>	<b>.....</b>	<b>8,963</b>	<b>78,934</b>	<b>.....</b>	<b>78,934</b>	<b>83,846</b>	<b>.....</b>	<b>83,846</b>
Forest Service:									
National Forest System.....	137	.....	137	1,096	.....	1,096	1,109	.....	1,109
Capital Improvement and Maintenance.....	32	.....	32	240	.....	240	315	.....	315
Wildland Fire Management.....	208	.....	208	1,559	.....	1,559	1,702	.....	1,702
Forest Service Permanent Appropriations.....	38	.....	38	400	.....	400	420	.....	420
Other.....	29	.....	29	550	.....	550	673	.....	673
<b>Total--Forest Service.....</b>	<b>444</b>	<b>.....</b>	<b>444</b>	<b>3,845</b>	<b>.....</b>	<b>3,845</b>	<b>4,218</b>	<b>.....</b>	<b>4,218</b>
Other.....	-13	4	-17	651	44	608	711	33	678
Proprietary Receipts from the Public.....	.....	72	-72	.....	1,111	-1,111	.....	1,050	-1,050
Intrabudgetary Transactions.....	-21	.....	-21	63	.....	63	264	.....	264
<b>Total--Department of Agriculture.....</b>	<b>12,026</b>	<b>771</b>	<b>11,255</b>	<b>121,700</b>	<b>9,750</b>	<b>111,950</b>	<b>138,685</b>	<b>13,860</b>	<b>124,825</b>

**Table 5. Outlays of the U.S. Government, June 2014 and Other Periods —Continued**

Classification	[\$ millions]								
	This Month			Current Fiscal Year to Date			Prior Fiscal Year to Date		
	Gross Outlays	Applicable Receipts	Outlays	Gross Outlays	Applicable Receipts	Outlays	Gross Outlays	Applicable Receipts	Outlays
<b>Department of Commerce:</b>									
Economic Development Administration .....	25	(**)	25	263	1	262	348	(**)	348
Bureau of the Census .....	59	.....	59	753	.....	753	851	.....	851
International Trade Administration .....	38	.....	38	317	.....	317	334	.....	334
National Oceanic and Atmospheric Administration .....	452	(**)	452	3,932	147	3,785	3,992	84	3,908
National Institute of Standards and Technology .....	62	.....	62	600	.....	600	701	.....	701
National Telecommunication and Information Administration .....	24	.....	24	299	.....	299	819	.....	819
Other .....	-17	11	-28	-155	74	-230	82	53	29
Proprietary Receipts from the Public .....	.....	4	-4	.....	7	-7	.....	29	-29
Intrabudgetary Transactions .....	2	.....	2	-4	.....	-4	4	.....	4
Offsetting Governmental Receipts .....	.....	(**)	(**)	.....	2	-2	.....	2	-2
<b>Total--Department of Commerce .....</b>	<b>646</b>	<b>15</b>	<b>631</b>	<b>6,006</b>	<b>231</b>	<b>5,775</b>	<b>7,131</b>	<b>169</b>	<b>6,962</b>
<b>Department of Defense--Military Programs:</b>									
Military Personnel:									
Department of the Army .....	2,669	.....	2,669	46,587	.....	46,587	48,722	.....	48,722
Department of the Navy .....	1,946	.....	1,946	34,557	.....	34,557	33,657	.....	33,657
Department of the Air Force .....	1,878	.....	1,878	26,664	.....	26,664	26,654	.....	26,654
Defense Agencies .....	.....	.....	.....	6,337	.....	6,337	6,791	.....	6,791
<b>Total--Military Personnel .....</b>	<b>6,492</b>	<b>.....</b>	<b>6,492</b>	<b>114,145</b>	<b>.....</b>	<b>114,145</b>	<b>115,824</b>	<b>.....</b>	<b>115,824</b>
Operation and Maintenance:									
Department of the Army .....	5,652	.....	5,652	53,020	.....	53,020	64,383	.....	64,383
Department of the Navy .....	4,269	.....	4,269	39,181	.....	39,181	40,649	.....	40,649
Department of the Air Force .....	4,351	.....	4,351	37,522	.....	37,522	39,708	.....	39,708
Defense Agencies .....	5,749	.....	5,749	50,133	.....	50,133	50,845	.....	50,845
<b>Total--Operation and Maintenance .....</b>	<b>20,021</b>	<b>.....</b>	<b>20,021</b>	<b>179,856</b>	<b>.....</b>	<b>179,856</b>	<b>195,585</b>	<b>.....</b>	<b>195,585</b>
International Reconstruction and Other Assistance:									
Department of the Army .....	.....	.....	.....	1	.....	1	4	.....	4
Procurement:									
Department of the Army .....	1,696	.....	1,696	17,135	.....	17,135	21,883	.....	21,883
Department of the Navy .....	3,435	.....	3,435	31,602	.....	31,602	30,902	.....	30,902
Department of the Air Force .....	2,892	.....	2,892	27,938	.....	27,938	27,302	.....	27,302
Defense Agencies .....	595	.....	595	5,130	.....	5,130	5,091	.....	5,091
<b>Total--Procurement .....</b>	<b>8,618</b>	<b>.....</b>	<b>8,618</b>	<b>81,805</b>	<b>.....</b>	<b>81,805</b>	<b>85,178</b>	<b>.....</b>	<b>85,178</b>
Research, Development, Test, and Evaluation:									
Department of the Army .....	581	.....	581	5,733	.....	5,733	6,296	.....	6,296
Department of the Navy .....	1,268	.....	1,268	11,400	.....	11,400	11,599	.....	11,599
Department of the Air Force .....	2,536	.....	2,536	17,182	.....	17,182	17,748	.....	17,748
Defense Agencies .....	1,444	.....	1,444	13,339	.....	13,339	13,604	.....	13,604
<b>Total--Research, Development, Test, and Evaluation .....</b>	<b>5,830</b>	<b>.....</b>	<b>5,830</b>	<b>47,654</b>	<b>.....</b>	<b>47,654</b>	<b>49,247</b>	<b>.....</b>	<b>49,247</b>
Military Construction:									
Department of the Army .....	310	.....	310	2,248	.....	2,248	3,056	.....	3,056
Department of the Navy .....	143	.....	143	1,481	.....	1,481	1,961	.....	1,961
Department of the Air Force .....	84	.....	84	878	.....	878	1,080	.....	1,080
Defense Agencies .....	308	.....	308	2,599	.....	2,599	2,917	.....	2,917
<b>Total--Military Construction .....</b>	<b>845</b>	<b>.....</b>	<b>845</b>	<b>7,207</b>	<b>.....</b>	<b>7,207</b>	<b>9,014</b>	<b>.....</b>	<b>9,014</b>
Family Housing:									
Department of the Army .....	30	.....	30	319	.....	319	442	.....	442
Department of the Navy .....	24	.....	24	258	.....	258	303	.....	303
Department of the Air Force .....	44	.....	44	308	.....	308	481	.....	481
Defense Agencies .....	45	2	43	105	20	85	331	80	251
Revolving and Management Funds:									
Department of the Navy .....	28	.....	28	773	.....	773	851	.....	851
Defense Agencies:									
Working Capital Fund .....	-508	.....	-508	642	.....	642	1,220	.....	1,220
Other .....	10	.....	10	166	.....	166	125	.....	125
Allowances .....	(**)	.....	(**)	47	.....	47	-33	.....	-33
Trust Funds:									
Department of the Army .....	1	.....	1	7	.....	7	7	.....	7
Department of the Navy .....	3	.....	3	18	.....	18	17	.....	17
Department of the Air Force .....	1	(**)	1	3	(**)	3	2	.....	2
Defense Agencies .....	14	.....	14	173	.....	173	271	.....	271
Proprietary Receipts from the Public:									
Department of the Army .....	.....	-482	482	.....	413	-413	.....	399	-399
Department of the Navy .....	.....	9	-9	.....	96	-96	.....	86	-86
Department of the Air Force .....	.....	45	-45	.....	58	-58	.....	31	-31
Defense Agencies .....	.....	261	-261	.....	1,122	-1,122	.....	672	-672
Intrabudgetary Transactions:									
Department of the Army .....	-28	.....	-28	-53	.....	-53	-338	.....	-338
Department of the Navy .....	118	.....	118	-36	.....	-36	365	.....	365
Department of the Air Force .....	-84	.....	-84	-13	.....	-13	2	.....	2
Defense Agencies .....	90	.....	90	383	.....	383	43	.....	43
Offsetting Governmental Receipts:									
Department of the Army .....	.....	.....	.....	.....	1	-1	.....	(**)	(**)
<b>Total--Department of Defense--Military Programs .....</b>	<b>41,594</b>	<b>-165</b>	<b>41,759</b>	<b>433,769</b>	<b>1,709</b>	<b>432,060</b>	<b>458,939</b>	<b>1,267</b>	<b>457,671</b>



**Table 5. Outlays of the U.S. Government, June 2014 and Other Periods —Continued**

Classification	[\$ millions]			Current Fiscal Year to Date			Prior Fiscal Year to Date		
	Gross Outlays	Applicable Receipts	Outlays	Gross Outlays	Applicable Receipts	Outlays	Gross Outlays	Applicable Receipts	Outlays
<b>Department of Education:</b>									
Office of Elementary and Secondary Education:									
Accelerating Achievement and Ensuring Equity.....	1,473	.....	1,473	12,235	.....	12,235	13,057	.....	13,057
Impact Aid.....	42	.....	42	1,086	.....	1,086	1,318	.....	1,318
Education Improvement Programs.....	456	.....	456	3,354	.....	3,354	3,592	.....	3,592
State Fiscal Stabilization Fund, Recovery Act.....	124	.....	124	1,075	.....	1,075	915	.....	915
Other.....	46	.....	46	295	.....	295	554	.....	554
Total—Office of Elementary and Secondary Education.....	2,143	.....	2,143	18,045	.....	18,045	19,437	.....	19,437
Office of Innovation and Improvement.....	131	.....	131	881	.....	881	719	.....	719
Office of English Language Acquisition.....	84	.....	84	567	.....	567	559	.....	559
Office of Special Education and Rehabilitative Services:									
Special Education.....	1,385	.....	1,385	10,032	.....	10,032	9,716	.....	9,716
Rehabilitation Services and Disability Research.....	275	.....	275	2,501	.....	2,501	2,659	.....	2,659
Special Institutions for Persons with Disabilities.....	14	.....	14	159	.....	159	153	.....	153
Office of Vocational and Adult Education.....	184	.....	184	1,266	.....	1,266	1,358	.....	1,358
Office of Postsecondary Education:									
Higher Education.....	221	.....	221	1,644	.....	1,644	1,740	.....	1,740
Other.....	(**)	1	-1	171	10	161	169	15	155
Total—Office of Postsecondary Education.....	220	1	220	1,816	10	1,806	1,910	15	1,895
Office of Federal Student Aid:									
Student Financial Assistance.....	1,243	.....	1,243	22,570	.....	22,570	23,428	.....	23,428
Student Aid Administration.....	113	.....	113	965	.....	965	984	.....	984
Federal Student Loan Reserve Fund.....	.....	.....	.....	166	.....	166	179	.....	179
Federal Direct Student Loans.....	16,254	.....	16,254	16,254	.....	16,254	3,274	.....	3,274
Federal Family Education Loans.....	2,251	.....	2,251	2,069	.....	2,069	2,793	.....	2,793
Other.....	4	.....	4	12	.....	12	10	.....	10
Total—Office of Federal Student Aid.....	19,865	.....	19,865	42,037	.....	42,037	30,668	.....	30,668
Institute of Education Sciences.....	53	.....	53	472	.....	472	570	.....	570
Departmental Management.....	48	.....	48	433	.....	433	443	.....	443
Other.....	(**)	.....	(**)	1	.....	1	5	.....	5
Proprietary Receipts from the Public.....	.....	13,441	-13,441	.....	31,280	-31,280	.....	41,139	-41,139
Intrabudgetary Transactions.....	9	.....	9	49	.....	49	-45	.....	-45
Total—Department of Education.....	24,411	13,442	10,969	78,259	31,290	46,969	68,152	41,154	26,998
<b>Department of Energy:</b>									
National Nuclear Security Administration:									
Naval Reactors.....	77	.....	77	787	.....	787	721	.....	721
Weapons Activities.....	495	.....	495	5,572	.....	5,572	5,307	.....	5,307
Defense Nuclear Nonproliferation.....	164	.....	164	1,402	.....	1,402	1,663	.....	1,663
Other.....	37	.....	37	281	.....	281	308	.....	308
Environmental and Other Defense Activities:									
Defense Environmental Cleanup.....	412	.....	412	3,528	.....	3,528	3,542	.....	3,542
Other Defense Activities.....	62	.....	62	536	.....	536	596	.....	596
Defense Nuclear Waste Disposal.....	(**)	.....	(**)	3	.....	3	4	.....	4
Energy Programs:									
Science.....	430	.....	430	3,727	.....	3,727	3,858	.....	3,858
Energy Supply.....	90	.....	90	1,039	.....	1,039	1,401	.....	1,401
Energy Efficiency and Renewable Energy.....	160	.....	160	1,549	.....	1,549	2,352	.....	2,352
Fossil Energy Research and Development.....	63	.....	63	621	.....	621	673	.....	673
Uranium Enrichment Decontamination and Decommissioning Fund.....	29	.....	29	293	.....	293	300	.....	300
Advanced Technology Vehicles Manufacturing Loan Program.....	1	.....	1	18	.....	18	120	.....	120
Title 17 Innovative Technology Loan Guarantee Program.....	9	.....	9	176	.....	176	425	.....	425
Other.....	78	2	76	693	49	644	710	47	664
Total—Energy Programs.....	860	2	858	8,116	49	8,067	9,839	47	9,792
Power Marketing Administration.....	582	317	265	3,066	2,961	105	3,235	3,060	175
Departmental Administration.....	-20	.....	-20	75	.....	75	143	.....	143
Proprietary Receipts from the Public.....	.....	338	-338	.....	1,776	-1,776	.....	2,103	-2,103
Intrabudgetary Transactions.....	-119	.....	-119	-1,143	.....	-1,143	-1,124	.....	-1,124
Total—Department of Energy.....	2,551	657	1,894	22,223	4,787	17,436	24,236	5,210	19,026

**Table 5. Outlays of the U.S. Government, June 2014 and Other Periods —Continued**

Classification	[\$ millions]								
	This Month			Current Fiscal Year to Date			Prior Fiscal Year to Date		
	Gross Outlays	Applicable Receipts	Outlays	Gross Outlays	Applicable Receipts	Outlays	Gross Outlays	Applicable Receipts	Outlays
<b>Department of Health and Human Services:</b>									
Food and Drug Administration .....	231	1	230	1,703	6	1,697	1,308	7	1,302
Health Resources and Services Administration .....	694	1	694	6,699	6	6,693	6,270	6	6,264
Indian Health Services .....	169	.....	169	3,914	.....	3,914	3,501	.....	3,501
Centers for Disease Control and Prevention .....	465	.....	465	4,542	.....	4,542	4,694	.....	4,694
National Institutes of Health .....	2,541	.....	2,541	22,425	.....	22,425	23,148	.....	23,148
Substance Abuse and Mental Health Services Administration .....	325	.....	325	2,480	.....	2,480	2,513	.....	2,513
Agency for Healthcare Research and Quality .....	9	.....	9	59	.....	59	229	.....	229
<b>Centers for Medicare and Medicaid Services:</b>									
Grants to States for Medicaid .....	27,165	.....	27,165	218,115	.....	218,115	198,091	.....	198,091
Payments to Health Care Trust Funds .....	19,974	.....	19,974	200,710	.....	200,710	179,586	.....	179,586
Children's Health Insurance Fund .....	343	.....	343	7,248	.....	7,248	6,682	.....	6,682
State Grants and Demonstrations .....	57	.....	57	382	.....	382	422	.....	422
<b>Federal Hospital Insurance Trust Fund:</b>									
Benefit Payments .....	14,887	.....	14,887	192,406	.....	192,406	198,622	.....	198,622
Administrative Expenses .....	325	.....	325	6,076	.....	6,076	5,393	.....	5,393
Total--FHI Trust Fund .....	15,213	.....	15,213	198,482	.....	198,482	204,015	.....	204,015
Health Care Fraud and Abuse Control .....	174	.....	174	1,013	.....	1,013	1,149	.....	1,149
<b>Federal Supplementary Medical Insurance Trust Fund:</b>									
Benefit Payments .....	14,233	.....	14,233	185,596	.....	185,596	180,224	.....	180,224
Administrative Expenses .....	753	.....	753	5,058	.....	5,058	4,868	.....	4,868
<b>Medicare Prescription Drugs:</b>									
Benefit Payments .....	110	.....	110	47,801	.....	47,801	45,503	.....	45,503
Administrative Expenses .....	31	.....	31	302	.....	302	287	.....	287
Total--FSMI Trust Fund .....	15,127	.....	15,127	238,757	.....	238,757	230,882	.....	230,882
Other .....	248	.....	248	2,799	.....	2,799	3,422	.....	3,422
Total--Centers for Medicare and Medicaid Services .....	78,300	.....	78,300	867,506	.....	867,506	824,249	.....	824,249
<b>Administration for Children and Families:</b>									
Temporary Assistance for Needy Families .....	1,545	.....	1,545	12,041	.....	12,041	12,577	.....	12,577
Contingency Fund .....	40	.....	40	476	.....	476	615	.....	615
Payments to States for Child Support Enforcement and Family Support Programs .....	348	.....	348	2,547	.....	2,547	2,370	.....	2,370
Low Income Home Energy Assistance .....	183	.....	183	3,069	.....	3,069	2,992	.....	2,992
Refugee and Entrant Assistance .....	126	.....	126	826	.....	826	691	.....	691
Child Care Entitlement to States .....	211	.....	211	2,027	.....	2,027	2,036	.....	2,036
Payments to States for the Child Care and Development Block Grant .....	174	.....	174	1,588	.....	1,588	1,640	.....	1,640
Social Services Block Grant .....	172	.....	172	1,272	.....	1,272	1,401	.....	1,401
Children and Families Services Programs .....	716	.....	716	7,084	.....	7,084	7,524	.....	7,524
Payments to States for Foster Care and Adoption Assistance .....	483	.....	483	5,159	.....	5,159	5,009	.....	5,009
Other .....	51	.....	51	413	.....	413	434	.....	434
Total--Administration for Children and Families .....	4,047	.....	4,047	36,501	.....	36,501	37,288	.....	37,288
Administration on Aging .....	131	.....	131	1,085	.....	1,085	1,111	.....	1,111
Departmental Management .....	267	.....	267	2,128	.....	2,128	2,322	.....	2,322
Other .....	24	.....	24	548	.....	548	440	.....	440
Proprietary Receipts from the Public .....	.....	7,009	-7,009	.....	65,596	-65,596	.....	67,910	-67,910
<b>Intrabudgetary Transactions:</b>									
<b>Payments for Health Insurance for the Aged:</b>									
Federal Supplementary Medical Insurance Trust Fund .....	-16,530	.....	-16,530	-184,226	.....	-184,226	-167,566	.....	-167,566
<b>Payments for Tax and Other Credits:</b>									
Federal Hospital Insurance Trust Fund .....	-3,446	.....	-3,446	-16,483	.....	-16,483	-11,994	.....	-11,994
Other .....	3	.....	3	937	.....	937	-121	.....	-121
Total--Department of Health and Human Services .....	67,231	7,011	60,220	749,817	65,608	684,210	727,391	67,923	659,468
<b>Department of Homeland Security:</b>									
Departmental Management and Operations .....	101	.....	101	747	.....	747	975	.....	975
Citizenship and Immigration Services .....	224	.....	224	2,131	.....	2,131	2,097	.....	2,097
United States Secret Service .....	148	.....	148	1,312	.....	1,312	1,376	.....	1,376
Transportation Security Administration .....	768	390	378	4,239	390	3,849	4,183	.....	4,183
Immigration and Customs Enforcement .....	511	.....	511	4,010	.....	4,010	4,269	.....	4,269
Customs and Border Protection .....	1,021	(**)	1,021	8,619	.....	8,619	8,963	.....	8,963
United States Coast Guard .....	705	.....	705	7,768	.....	7,768	7,780	3	7,777
National Protection and Programs Directorate .....	132	.....	132	966	.....	966	1,060	.....	1,060
<b>Federal Emergency Management Agency:</b>									
State and Local Programs .....	256	.....	256	1,992	.....	1,992	2,650	.....	2,650
Firefighter Assistance Grants .....	51	.....	51	475	.....	475	541	.....	541
Disaster Relief .....	540	.....	540	4,288	.....	4,288	7,596	.....	7,596
National Flood Insurance Fund .....	80	218	-138	758	1,679	-921	8,318	1,183	7,135
Other .....	108	.....	108	943	.....	943	991	.....	991
Total--Federal Emergency Management Agency .....	1,034	218	816	8,455	1,679	6,776	20,095	1,183	18,913
Science and Technology .....	62	.....	62	518	.....	518	416	.....	416
Domestic Nuclear Detection Office .....	26	.....	26	224	.....	224	210	.....	210
Other .....	23	.....	23	274	.....	274	333	.....	333
Proprietary Receipts from the Public .....	.....	11	-11	.....	170	-170	.....	180	-180
Intrabudgetary Transactions .....	3	.....	3	-3	.....	-3	22	.....	22
Offsetting Governmental Receipts .....	.....	513	-513	.....	5,596	-5,596	.....	5,395	-5,395
Total--Department of Homeland Security .....	4,758	1,132	3,626	39,260	7,835	31,424	51,779	6,760	45,018

**Table 5. Outlays of the U.S. Government, June 2014 and Other Periods —Continued**

Classification	[\$ millions]								
	This Month			Current Fiscal Year to Date			Prior Fiscal Year to Date		
	Gross Outlays	Applicable Receipts	Outlays	Gross Outlays	Applicable Receipts	Outlays	Gross Outlays	Applicable Receipts	Outlays
<b>Department of Housing and Urban Development:</b>									
Public and Indian Housing Programs:									
Tenant Based Rental Assistance.....	1,410	.....	1,410	13,860	.....	13,860	13,613	.....	13,613
Housing Certificate Fund.....	27	.....	27	266	.....	266	376	.....	376
Project-Based Rental Assistance.....	828	.....	828	7,331	.....	7,331	7,033	.....	7,033
Public Housing Capital Fund.....	260	.....	260	1,553	.....	1,553	1,643	.....	1,643
Public Housing Operating Fund.....	371	.....	371	3,186	.....	3,186	3,077	.....	3,077
Revitalization of Severely Distressed Public Housing (Hope VI).....	11	.....	11	76	.....	76	114	.....	114
Native American Housing Block Grant.....	37	.....	37	561	.....	561	397	.....	397
Other.....	2	.....	2	41	.....	41	7	.....	7
<b>Total--Public and Indian Housing Programs.....</b>	<b>2,946</b>	<b>.....</b>	<b>2,946</b>	<b>26,875</b>	<b>.....</b>	<b>26,875</b>	<b>26,259</b>	<b>.....</b>	<b>26,259</b>
Community Planning and Development:									
Housing Opportunities for Persons with AIDS.....	43	.....	43	238	.....	238	230	.....	230
Community Development Fund.....	525	.....	525	4,818	.....	4,818	4,314	.....	4,314
Home Investment Partnership Program.....	103	.....	103	930	.....	930	1,094	.....	1,094
Neighborhood Stabilization Program.....	10	.....	10	274	.....	274	697	.....	697
Homeless Assistance Grants.....	150	.....	150	1,418	.....	1,418	1,297	.....	1,297
Other.....	9	.....	9	72	(**)	72	73	.....	73
<b>Total--Community Planning and Development.....</b>	<b>841</b>	<b>.....</b>	<b>841</b>	<b>7,750</b>	<b>(**)</b>	<b>7,750</b>	<b>7,705</b>	<b>.....</b>	<b>7,705</b>
Housing Programs:									
Credit Accounts:									
FHA-Mutual Mortgage Insurance Fund, Program Account.....	9	.....	9	5,845	.....	5,845	80	.....	80
FHA-Mutual Mortgage Insurance Capital Reserve Account.....	-864	.....	-864	-10,641	.....	-10,641	-12,506	.....	-12,506
FHA-Mutual Mortgage and Cooperative Housing Insurance Fund, Liquidating Account.....	1	3	-1	17	14	3	26	15	11
FHA-General and Special Risk Fund, Program Account.....	.....	.....	.....	210	.....	210	(**)	.....	(**)
FHA-General and Special Risk Fund, Liquidating Account.....	-7	13	-20	31	172	-140	61	175	-114
Housing for the Elderly or Handicapped Fund, Liquidating Account.....	(**)	33	-33	(**)	354	-354	1	454	-453
Housing for the Elderly.....	75	.....	75	669	.....	669	640	.....	640
Housing for Persons with Disabilities.....	18	.....	18	171	.....	171	158	.....	158
Other Assisted Housing Programs.....	26	.....	26	248	.....	248	299	.....	299
Other.....	6	1	5	58	31	26	87	29	58
<b>Total--Housing Programs.....</b>	<b>-736</b>	<b>49</b>	<b>-785</b>	<b>-3,392</b>	<b>572</b>	<b>-3,964</b>	<b>-11,152</b>	<b>672</b>	<b>-11,824</b>
Government National Mortgage Association:									
Guarantees of Mortgage-Backed Securities.....	6	(**)	6	27	51	-24	90	35	55
Management and Administration.....	139	.....	139	1,280	.....	1,280	1,340	.....	1,340
Other.....	49	.....	49	181	.....	181	188	.....	188
Proprietary Receipts from the Public:									
FHA-General and Special Risk Fund.....	.....	43	-43	.....	2,507	-2,507	.....	513	-513
Other.....	.....	20	-20	.....	37	-37	.....	21	-21
Intrabudgetary Transactions.....	1	.....	1	-7	.....	-7	-18	.....	-18
Offsetting Governmental Receipts.....	.....	(**)	(**)	.....	3	-3	.....	3	-3
<b>Total--Department of Housing and Urban Development.....</b>	<b>3,246</b>	<b>113</b>	<b>3,133</b>	<b>32,713</b>	<b>3,170</b>	<b>29,543</b>	<b>24,411</b>	<b>1,244</b>	<b>23,167</b>
<b>Department of the Interior:</b>									
Land and Minerals Management:									
Bureau of Land Management:									
Management of Lands and Resources.....	76	.....	76	714	.....	714	694	.....	694
Other.....	36	193	-157	346	99	247	411	147	263
Bureau of Ocean Energy Management, Regulation and Enforcement.....									
Office of Surface Mining Reclamation and Enforcement.....	-2	.....	-2	28	.....	28	-23	.....	-23
.....	34	.....	34	442	.....	442	556	.....	556
<b>Total--Land and Minerals Management.....</b>	<b>144</b>	<b>193</b>	<b>-49</b>	<b>1,530</b>	<b>99</b>	<b>1,431</b>	<b>1,637</b>	<b>147</b>	<b>1,490</b>
Water and Science:									
Bureau of Reclamation:									
Water and Related Resources.....	54	.....	54	575	.....	575	587	.....	587
Other.....	-102	-75	-27	767	215	552	508	268	240
United States Geological Survey.....	89	.....	89	816	.....	816	795	.....	795
Other.....	1	.....	1	12	.....	12	22	.....	22
<b>Total--Water and Science.....</b>	<b>43</b>	<b>-75</b>	<b>117</b>	<b>2,169</b>	<b>215</b>	<b>1,954</b>	<b>1,912</b>	<b>268</b>	<b>1,645</b>
Fish and Wildlife and Parks:									
United States Fish and Wildlife Service.....	223	.....	223	1,983	.....	1,983	1,969	.....	1,969
National Park Service.....	251	.....	251	2,049	.....	2,049	2,146	.....	2,146
<b>Total--Fish and Wildlife and Parks.....</b>	<b>474</b>	<b>.....</b>	<b>474</b>	<b>4,031</b>	<b>.....</b>	<b>4,031</b>	<b>4,115</b>	<b>.....</b>	<b>4,115</b>
Bureau of Indian Affairs and Bureau of Indian Education.....									
.....	190	(**)	190	1,840	(**)	1,840	1,429	1	1,428
Departmental Offices:									
Mineral Leasing and Associated Payments.....	176	.....	176	1,599	.....	1,599	1,352	.....	1,352
Other.....	25	.....	25	234	.....	234	220	.....	220
Insular Affairs.....	20	.....	20	291	.....	291	305	.....	305
Office of the Special Trustee for American Indians.....	26	.....	26	142	.....	142	511	.....	511
Department-Wide Programs.....	508	.....	508	948	.....	948	1,184	.....	1,184
Other.....	13	.....	13	124	.....	124	143	.....	143
Proprietary Receipts from the Public.....	.....	351	-351	.....	4,136	-4,136	.....	3,703	-3,703
Intrabudgetary Transactions.....	30	.....	30	-86	.....	-86	-2,020	.....	-2,020
<b>Total--Department of the Interior.....</b>	<b>1,649</b>	<b>469</b>	<b>1,180</b>	<b>12,824</b>	<b>4,451</b>	<b>8,373</b>	<b>10,788</b>	<b>4,119</b>	<b>6,669</b>

**Table 5. Outlays of the U.S. Government, June 2014 and Other Periods —Continued**

Classification	[\$ millions]								
	This Month			Current Fiscal Year to Date			Prior Fiscal Year to Date		
	Gross Outlays	Applicable Receipts	Outlays	Gross Outlays	Applicable Receipts	Outlays	Gross Outlays	Applicable Receipts	Outlays
<b>Department of Justice:</b>									
General Administration .....	138	.....	138	277	.....	277	679	.....	679
Legal Activities and United States Marshals:									
General Legal Activities .....	64	.....	64	604	.....	604	633	.....	633
United States Attorneys .....	116	.....	116	1,343	.....	1,343	1,473	.....	1,473
United States Marshals Service .....	100	.....	100	835	.....	835	981	.....	981
Assets Forfeiture Fund .....	176	.....	176	997	.....	997	837	.....	837
Other .....	164	.....	164	1,410	.....	1,410	1,252	.....	1,252
Federal Bureau of Investigation .....	357	.....	357	5,535	.....	5,535	6,014	.....	6,014
Drug Enforcement Administration .....	182	.....	182	1,670	.....	1,670	1,741	.....	1,741
Bureau of Alcohol, Tobacco, Firearms, and Explosives .....	93	.....	93	802	.....	802	854	.....	854
Federal Prison System .....	502	29	473	5,224	282	4,943	5,301	283	5,019
Office of Justice Programs:									
State and Local Law Enforcement Assistance .....	63	.....	63	941	.....	941	1,027	.....	1,027
Community Oriented Policing Services .....	13	.....	13	240	.....	240	397	.....	397
Crime Victims Fund .....	59	.....	59	521	.....	521	529	.....	529
Other .....	32	.....	32	671	.....	671	726	.....	726
Other .....	141	.....	141	576	.....	576	578	.....	578
Proprietary Receipts from the Public .....	.....	(**)	(**)	.....	2,137	-2,137	.....	203	-203
Intrabudgetary Transactions .....	-184	.....	-184	269	.....	269	(**)	.....	(**)
Offsetting Governmental Receipts .....	.....	43	-43	.....	394	-394	.....	409	-409
<b>Total--Department of Justice .....</b>	<b>2,017</b>	<b>72</b>	<b>1,946</b>	<b>21,916</b>	<b>2,813</b>	<b>19,104</b>	<b>23,024</b>	<b>895</b>	<b>22,129</b>
<b>Department of Labor:</b>									
Employment and Training Administration:									
Training and Employment Services .....	297	.....	297	2,320	.....	2,320	2,656	.....	2,656
Office of Job Corps .....	128	.....	128	1,182	.....	1,182	1,197	.....	1,197
Community Service Employment for Older Americans .....	36	.....	36	309	.....	309	325	.....	325
Federal Unemployment Benefits and Allowances .....	53	.....	53	399	.....	399	363	.....	363
Federal Additional Unemployment Compensation Program-Recovery Act .....	-1	.....	-1	-9	.....	-9	-14	.....	-14
State Unemployment Insurance and Employment Service Operations .....	118	.....	118	345	.....	345	7	.....	7
Payments to the Unemployment Trust Fund .....	.....	.....	.....	5,028	.....	5,028	31,479	.....	31,479
Advances to the Unemployment Trust Fund and Other Funds .....	600	.....	600	610	.....	610	.....	.....	.....
Program Administration .....	5	.....	5	70	.....	70	77	.....	77
Unemployment Trust Fund:									
Federal-State Unemployment Insurance:									
State Unemployment Benefits .....	2,442	.....	2,442	34,120	.....	34,120	53,199	.....	53,199
State Administrative Expenses .....	260	.....	260	2,768	.....	2,768	3,376	.....	3,376
Federal Administrative Expenses .....	16	.....	16	351	.....	351	337	.....	337
Other .....	104	.....	104	203	.....	203	(**)	.....	(**)
Total--Unemployment Trust Fund .....	<b>2,822</b>	.....	<b>2,822</b>	<b>37,442</b>	.....	<b>37,442</b>	<b>56,912</b>	.....	<b>56,912</b>
Other .....	-551	.....	-551	-177	.....	-177	241	.....	241
<b>Total--Employment and Training Administration .....</b>	<b>3,507</b>	.....	<b>3,507</b>	<b>47,518</b>	.....	<b>47,518</b>	<b>93,243</b>	.....	<b>93,243</b>

**Table 5. Outlays of the U.S. Government, June 2014 and Other Periods —Continued**

Classification	This Month			Current Fiscal Year to Date			Prior Fiscal Year to Date		
	Gross Outlays	Applicable Receipts	Outlays	Gross Outlays	Applicable Receipts	Outlays	Gross Outlays	Applicable Receipts	Outlays
<b>Department of Labor:—Continued</b>									
Pension Benefit Guaranty Corporation .....	498	577	-79	4,483	4,239	245	4,412	4,962	-550
Employment Standards Administration .....	-4	.....	-4	-2	.....	-2	2	.....	2
Office of Workers' Compensation Programs:									
Special Benefits .....	245	.....	245	-588	.....	-588	-571	.....	-571
Energy Employees Occupational Illness Compensation Fund .....	82	.....	82	785	.....	785	977	.....	977
Special Benefits for Disabled Coal Miners .....	10	.....	10	98	.....	98	112	.....	112
Black Lung Disability Trust Fund.....	18	.....	18	167	.....	167	177	.....	177
Other .....	26	.....	26	260	.....	260	279	.....	279
Wage and Hour Division .....	18	.....	18	196	.....	196	214	.....	214
Occupational Safety and Health Administration .....	43	.....	43	395	.....	395	415	.....	415
Mine Safety and Health Administration .....	26	.....	26	260	.....	260	271	.....	271
Bureau of Labor Statistics.....	42	.....	42	380	.....	380	402	.....	402
Departmental Management .....	80	.....	80	334	.....	334	372	.....	372
Other .....	23	.....	23	227	.....	227	238	.....	238
Proprietary Receipts from the Public.....	.....	(**)	(**)	.....	7	-7	.....	13	-13
Intrabudgetary Transactions.....	-165	.....	-165	-5,926	.....	-5,926	-32,360	.....	-32,360
<b>Total--Department of Labor.....</b>	<b>4,450</b>	<b>577</b>	<b>3,872</b>	<b>48,587</b>	<b>4,245</b>	<b>44,342</b>	<b>68,183</b>	<b>4,975</b>	<b>63,208</b>
<b>Department of State:</b>									
Administration of Foreign Affairs:									
Diplomatic and Consular Programs .....	889	.....	889	6,313	.....	6,313	5,941	.....	5,941
Educational and Cultural Exchange Programs.....	42	.....	42	422	.....	422	457	.....	457
Embassy Security, Construction, and Maintenance.....	115	.....	115	1,241	.....	1,241	1,490	.....	1,490
Payment to Foreign Service Retirement and Disability Fund .....	.....	.....	.....	159	.....	159	159	.....	159
Foreign Service Retirement and Disability Fund .....	76	.....	76	687	.....	687	671	.....	671
Other .....	-228	.....	-228	-52	.....	-52	220	.....	220
<b>Total--Administration of Foreign Affairs.....</b>	<b>894</b>	<b>.....</b>	<b>894</b>	<b>8,770</b>	<b>.....</b>	<b>8,770</b>	<b>8,938</b>	<b>.....</b>	<b>8,938</b>
International Organizations and Conferences .....	14	.....	14	1,558	.....	1,558	1,291	.....	1,291
Global Health and Child Survival .....	486	.....	486	5,664	.....	5,664	4,723	.....	4,723
Migration and Refugee Assistance .....	241	.....	241	2,087	.....	2,087	1,531	.....	1,531
International Narcotics Control and Law Enforcement .....	116	.....	116	926	.....	926	1,057	.....	1,057
Andean Counterdrug Programs .....	4	.....	4	26	.....	26	55	.....	55
Other .....	31	.....	31	310	.....	310	309	.....	309
Proprietary Receipts from the Public.....	.....	4	-4	.....	56	-56	.....	37	-37
Intrabudgetary Transactions .....	43	.....	43	-270	.....	-270	-165	.....	-165
<b>Total--Department of State.....</b>	<b>1,828</b>	<b>4</b>	<b>1,824</b>	<b>19,071</b>	<b>56</b>	<b>19,015</b>	<b>17,740</b>	<b>37</b>	<b>17,703</b>
<b>Department of Transportation:</b>									
Office of the Secretary .....	46	.....	46	520	.....	520	679	.....	679
Federal Aviation Administration:									
Operations .....	30	.....	30	1,793	.....	1,793	3,329	.....	3,329
Airport and Airway Trust Fund:									
Grants-In-Aid for Airports .....	255	.....	255	2,299	.....	2,299	2,522	.....	2,522
Facilities and Equipment.....	253	.....	253	2,003	.....	2,003	2,034	.....	2,034
Research, Engineering, and Development.....	14	.....	14	97	.....	97	107	.....	107
Trust Fund Share of FAA Operations .....	700	.....	700	5,300	.....	5,300	3,868	.....	3,868
<b>Total--Airport and Airway Trust Fund.....</b>	<b>1,222</b>	<b>.....</b>	<b>1,222</b>	<b>9,700</b>	<b>.....</b>	<b>9,700</b>	<b>8,531</b>	<b>.....</b>	<b>8,531</b>
Other .....	20	2	17	-48	178	-225	5	182	-177
<b>Total--Federal Aviation Administration .....</b>	<b>1,271</b>	<b>2</b>	<b>1,269</b>	<b>11,445</b>	<b>178</b>	<b>11,268</b>	<b>11,865</b>	<b>182</b>	<b>11,684</b>
Federal Highway Administration:									
Highway Trust Fund:									
Federal-Aid Highways.....	4,353	.....	4,353	28,654	.....	28,654	27,667	.....	27,667
Other.....	1	.....	1	7	3	4	16	12	4
Highway Infrastructure Investment, Recovery Act.....	8	.....	8	133	.....	133	806	.....	806
Other Programs .....	83	.....	83	12,405	.....	12,405	6,965	.....	6,965
<b>Total--Federal Highway Administration .....</b>	<b>4,446</b>	<b>.....</b>	<b>4,446</b>	<b>41,199</b>	<b>3</b>	<b>41,196</b>	<b>35,454</b>	<b>12</b>	<b>35,442</b>
Federal Motor Carrier Safety Administration .....	67	.....	67	402	.....	402	406	.....	406
National Highway Traffic Safety Administration .....	71	.....	71	640	.....	640	559	.....	559
Federal Railroad Administration:									
Operating Subsidy Grants to the National Railroad Passenger Corporation .....	.....	.....	.....	270	.....	270	343	.....	343
Capital and Debt Service Grants to the National Railroad Passenger Corporation.....	73	.....	73	631	.....	631	675	.....	675
Capital Assistance for High Speed Rail Corridors and Intercity Passenger Rail Service .....	101	.....	101	744	.....	744	390	.....	390
Other .....	69	.....	69	370	(**)	370	446	(**)	446
<b>Total--Federal Railroad Administration.....</b>	<b>244</b>	<b>.....</b>	<b>244</b>	<b>2,015</b>	<b>(**)</b>	<b>2,015</b>	<b>1,855</b>	<b>(**)</b>	<b>1,855</b>

**Table 5. Outlays of the U.S. Government, June 2014 and Other Periods —Continued**

Classification	This Month			Current Fiscal Year to Date			Prior Fiscal Year to Date		
	Gross Outlays	Applicable Receipts	Outlays	Gross Outlays	Applicable Receipts	Outlays	Gross Outlays	Applicable Receipts	Outlays
<b>Department of Transportation:—Continued</b>									
Federal Transit Administration:									
Formula Grants.....	22	.....	22	87	.....	87	103	.....	103
Capital Investment Grants.....	149	.....	149	1,316	.....	1,316	1,414	.....	1,414
Transit Formula Grants.....	1,036	.....	1,036	6,494	.....	6,494	5,579	.....	5,579
Transit Capital Assistance, Recovery Act.....	1	.....	1	129	.....	129	484	.....	484
Other.....	92	.....	92	584	.....	584	459	.....	459
Total—Federal Transit Administration.....	1,300	.....	1,300	8,609	.....	8,609	8,039	.....	8,039
Maritime Administration.....	66	(**)	67	224	7	217	370	14	355
Other.....	62	3	59	311	21	290	334	20	314
Proprietary Receipts from the Public.....	.....	18	-18	.....	61	-61	.....	62	-62
Intrabudgetary Transactions:									
Payment from the General Fund, Highway Trust Fund.....	.....	.....	.....	-11,693	.....	-11,693	-6,200	.....	-6,200
Other.....	(**)	.....	(**)	-1	.....	-1	-1	.....	-1
Offsetting Governmental Receipts.....	.....	13	-13	.....	99	-99	.....	77	-77
<b>Total—Department of Transportation.....</b>	<b>7,573</b>	<b>36</b>	<b>7,537</b>	<b>53,672</b>	<b>369</b>	<b>53,303</b>	<b>53,358</b>	<b>366</b>	<b>52,992</b>
<b>Department of the Treasury:</b>									
Departmental Offices:									
Exchange Stabilization Fund.....	.....	5	-5	.....	83	-83	.....	102	-102
Grants for Specified Energy Property in Lieu of Tax Credit.....	539	.....	539	2,754	.....	2,754	4,799	.....	4,799
Housing and Economic Recovery Programs.....	(**)	.....	(**)	4	.....	4	7	.....	7
Troubled Asset Relief Programs.....	399	.....	399	3,378	.....	3,378	3,524	.....	3,524
Other.....	104	.....	104	1,520	.....	1,520	1,574	.....	1,574
Bureau of the Fiscal Service:									
Financial Management Service:									
Payment to the Resolution Funding Corporation.....	.....	.....	.....	1,976	.....	1,976	1,976	.....	1,976
Financial Agent Services.....	51	.....	51	436	.....	436	460	.....	460
Interest Paid to Credit Financing Accounts.....	.....	.....	.....	1	.....	1	(**)	.....	(**)
Claims, Judgments, and Relief Acts.....	190	.....	190	1,473	.....	1,473	5,055	.....	5,055
Other.....	109	2	107	1,676	4	1,673	713	(**)	713
Total—Financial Management Service.....	350	2	349	5,562	4	5,559	8,205	(**)	8,205
Bureau of the Public Debt.....	46	.....	46	397	.....	397	194	.....	194
Total—Bureau of the Fiscal Service.....	397	2	395	5,960	4	5,956	8,398	(**)	8,398
Federal Financing Bank.....	-106	.....	-106	-689	.....	-689	-447	.....	-447
Alcohol and Tobacco Tax and Trade Bureau:									
Salaries and Expenses.....	6	.....	6	68	.....	68	70	.....	70
Internal Revenue Collections for Puerto Rico.....	27	.....	27	235	.....	235	257	.....	257
Bureau of Engraving and Printing.....	-11	.....	-11	-42	.....	-42	13	.....	13
United States Mint.....	256	308	-52	2,343	2,641	-298	3,749	3,947	-197
Internal Revenue Service:									
Taxpayer Services.....	211	.....	211	1,750	.....	1,750	1,816	.....	1,816
Enforcement.....	361	.....	361	3,560	.....	3,560	3,865	.....	3,865
Operations Support.....	294	.....	294	3,018	.....	3,018	2,980	.....	2,980
Build America Bond Payments, Recovery Act.....	271	.....	271	2,956	.....	2,956	3,046	.....	3,046
Refundable Premium Tax Credits and Cost Sharing Reductions.....	2,240	.....	2,240	6,894	.....	6,894	.....	.....	.....
Payment Where Earned Income Credit Exceeds Liability for Tax.....	444	.....	444	59,424	.....	59,424	56,840	.....	56,840
Payment Where Child Tax Credit Exceeds Liability for Tax.....	187	.....	187	21,215	.....	21,215	21,233	.....	21,233
Payment Where Tax Credits to Aid First Time Homebuyers Exceeds Liability for Tax.....	.....	.....	.....	.....	.....	.....	14	.....	14
Payment Where Making Work Pay Credit Exceeds Liability for Tax, Recovery Act.....	50	.....	50	.....	.....	.....	-18	.....	-18
Refunding Internal Revenue Collections, Interest.....	98	.....	98	777	.....	777	2,407	.....	2,407
Other.....	205	.....	205	5,246	1	5,246	5,481	2	5,478
Total—Internal Revenue Service.....	4,360	.....	4,360	104,841	1	104,841	97,664	2	97,662
Comptroller of the Currency.....	74	2	72	739	522	217	808	508	300
Interest on the Public Debt:									
Interest on Treasury Debt Securities (Gross):									
Public Issues (Accrual Basis).....	22,975	.....	22,975	190,064	.....	190,064	184,112	.....	184,112
Special Issues (Cash Basis).....	74,591	.....	74,591	163,555	.....	163,555	161,150	.....	161,150
Total—Interest on Treasury Debt Securities (Gross).....	97,566	.....	97,566	353,620	.....	353,620	345,261	.....	345,261
Total—Interest on the Public Debt.....	97,566	.....	97,566	353,620	.....	353,620	345,261	.....	345,261
Other.....	9	.....	9	68	.....	68	79	.....	79
Proprietary Receipts from the Public.....	.....	10,815	-10,815	.....	77,172	-77,172	.....	95,681	-95,681
Intrabudgetary Transactions.....	-326	.....	-326	-2,559	.....	-2,559	-1,803	.....	-1,803
<b>Total—Department of the Treasury.....</b>	<b>103,295</b>	<b>11,132</b>	<b>92,163</b>	<b>472,239</b>	<b>80,422</b>	<b>391,817</b>	<b>463,954</b>	<b>100,240</b>	<b>363,714</b>

**Table 5. Outlays of the U.S. Government, June 2014 and Other Periods —Continued**

Classification	This Month			Current Fiscal Year to Date			Prior Fiscal Year to Date		
	Gross Outlays	Applicable Receipts	Outlays	Gross Outlays	Applicable Receipts	Outlays	Gross Outlays	Applicable Receipts	Outlays
<b>Department of Veterans Affairs:</b>									
Joint DOD-VA Medical Facility Demonstration Fund .....	27	.....	27	264	.....	264	256	.....	256
Veterans Health Administration:									
Medical Services.....	3,693	.....	3,693	33,520	.....	33,520	30,955	.....	30,955
Medical Support and Compliance .....	428	.....	428	4,169	.....	4,169	3,901	.....	3,901
Medical Facilities .....	393	.....	393	3,842	.....	3,842	4,005	.....	4,005
Other .....	87	33	55	807	311	496	747	294	453
<b>Benefit Programs:</b>									
Public Enterprise Funds:									
Housing Accounts.....	(**)	1	-1	3	16	-12	4	17	-13
Other.....	75	73	2	713	692	21	835	852	-17
Compensation and Pensions .....	610	.....	610	51,872	.....	51,872	47,730	.....	47,730
Readjustment Benefits.....	477	.....	477	10,282	.....	10,282	9,746	.....	9,746
Veterans Housing Benefit Program Fund.....	.....	.....	.....	2,118	.....	2,118	1,424	.....	1,424
Insurance Funds:									
National Service Life.....	66	.....	66	710	.....	710	767	.....	767
Veterans Special Life.....	11	51	-39	126	115	11	121	123	-2
Other .....	2	.....	2	49	.....	49	69	.....	69
<b>Total--Benefit Programs.....</b>	<b>1,243</b>	<b>125</b>	<b>1,117</b>	<b>65,873</b>	<b>822</b>	<b>65,050</b>	<b>60,697</b>	<b>991</b>	<b>59,706</b>
<b>Departmental Administration:</b>									
Construction .....	145	.....	145	951	.....	951	858	.....	858
Information Technology Systems.....	270	.....	270	2,566	.....	2,566	2,450	.....	2,450
General Operating Expenses.....	212	.....	212	1,717	1	1,717	1,598	.....	1,598
Other .....	144	.....	144	810	.....	810	741	.....	741
<b>Proprietary Receipts from the Public:</b>									
National Service Life.....	.....	1	-1	.....	22	-22	.....	42	-42
Other .....	.....	280	-280	.....	2,466	-2,466	.....	2,539	-2,539
Intrabudgetary Transactions .....	-2	.....	-2	-13	.....	-13	6	.....	6
<b>Total--Department of Veterans Affairs .....</b>	<b>6,641</b>	<b>439</b>	<b>6,202</b>	<b>114,506</b>	<b>3,623</b>	<b>110,884</b>	<b>106,214</b>	<b>3,865</b>	<b>102,348</b>
<b>Corps of Engineers:</b>									
Construction .....	163	.....	163	1,444	.....	1,444	1,630	.....	1,630
Operation and Maintenance.....	153	.....	153	1,228	.....	1,228	2,074	.....	2,074
Flood Control and Coastal Emergencies .....	75	.....	75	639	.....	639	484	.....	484
Harbor Maintenance Trust Fund.....	82	.....	82	734	.....	734	.....	.....	.....
Rivers and Harbors Contributed Funds.....	28	.....	28	278	.....	278	300	.....	300
Other .....	37	.....	37	891	.....	891	1,019	.....	1,019
Proprietary Receipts from the Public.....	.....	50	-50	.....	340	-340	.....	626	-626
Intrabudgetary Transactions .....	(**)	.....	(**)	(**)	.....	(**)	1	.....	1
<b>Total--Corps of Engineers.....</b>	<b>538</b>	<b>50</b>	<b>488</b>	<b>5,215</b>	<b>340</b>	<b>4,875</b>	<b>5,509</b>	<b>626</b>	<b>4,883</b>
<b>Other Defense Civil Programs:</b>									
Military Retirement:									
Payment to Military Retirement Fund.....	.....	.....	.....	72,885	.....	72,885	67,733	.....	67,733
Military Retirement Fund.....	455	.....	455	41,492	.....	41,492	40,646	.....	40,646
Retiree Health Care:									
Payment to Department of Defense Medicare-Eligible Retiree Health Care Fund.....	.....	.....	.....	4,250	.....	4,250	6,142	.....	6,142
Department of Defense Medicare-Eligible Retiree Health Care Fund .....	655	.....	655	6,998	.....	6,998	6,146	.....	6,146
Educational Benefits .....	19	.....	19	300	.....	300	307	.....	307
Other .....	18	.....	18	158	.....	158	211	.....	211
Proprietary Receipts from the Public.....	.....	1	-1	.....	10	-10	.....	12	-12
Intrabudgetary Transactions .....	-650	.....	-650	-82,876	.....	-82,876	-78,229	.....	-78,229
<b>Total--Other Defense Civil Programs .....</b>	<b>497</b>	<b>1</b>	<b>495</b>	<b>43,207</b>	<b>10</b>	<b>43,197</b>	<b>42,956</b>	<b>12</b>	<b>42,944</b>
<b>Environmental Protection Agency:</b>									
Science and Technology.....	53	.....	53	572	.....	572	588	.....	588
Environmental Programs and Management.....	213	.....	213	1,962	.....	1,962	1,924	.....	1,924
State and Tribal Assistance Grants.....	428	.....	428	3,251	.....	3,251	3,613	.....	3,613
Payment to the Hazardous Substance Superfund .....	.....	.....	.....	938	.....	938	1,096	.....	1,096
Hazardous Substance Superfund .....	89	.....	89	583	.....	583	965	.....	965
Other .....	30	(**)	29	130	29	101	191	27	163
Proprietary Receipts from the Public.....	.....	4	-4	.....	82	-82	.....	33	-33
Intrabudgetary Transactions .....	-9	.....	-9	-927	.....	-927	-1,076	.....	-1,076
Offsetting Governmental Receipts .....	.....	2	-2	.....	19	-19	.....	29	-29
<b>Total--Environmental Protection Agency.....</b>	<b>803</b>	<b>6</b>	<b>797</b>	<b>6,509</b>	<b>130</b>	<b>6,378</b>	<b>7,301</b>	<b>89</b>	<b>7,212</b>
<b>Executive Office of the President:</b>									
The White House.....	4	.....	4	39	.....	39	40	.....	40
Office of Management and Budget .....	7	.....	7	62	.....	62	64	.....	64
Unanticipated Needs .....	1	.....	1	10	.....	10	9	.....	9
Other .....	14	.....	14	159	.....	159	169	.....	169
Proprietary Receipts from the Public.....	.....	(**)	(**)	.....	(**)	(**)	.....	(**)	(**)
Intrabudgetary Transactions .....	(**)	.....	(**)	(**)	.....	(**)	(**)	.....	(**)
<b>Total--Executive Office of the President .....</b>	<b>26</b>	<b>(**)</b>	<b>26</b>	<b>270</b>	<b>(**)</b>	<b>270</b>	<b>281</b>	<b>(**)</b>	<b>281</b>

**Table 5. Outlays of the U.S. Government, June 2014 and Other Periods —Continued**

Classification	This Month			Current Fiscal Year to Date			Prior Fiscal Year to Date		
	Gross Outlays	Applicable Receipts	Outlays	Gross Outlays	Applicable Receipts	Outlays	Gross Outlays	Applicable Receipts	Outlays
<b>General Services Administration:</b>									
Real Property Activities.....	-212	.....	-212	-629	.....	-629	-257	.....	-257
Supply and Technology Activities.....	97	.....	97	468	.....	468	-32	.....	-32
General Activities.....	9	.....	9	62	.....	62	179	.....	179
Proprietary Receipts from the Public.....	.....	47	-47	.....	155	-155	.....	106	-106
Intrabudgetary Transactions.....	(**)	.....	(**)	-6	.....	-6	-5	.....	-5
<b>Total--General Services Administration.....</b>	<b>-106</b>	<b>47</b>	<b>-153</b>	<b>-105</b>	<b>155</b>	<b>-260</b>	<b>-115</b>	<b>106</b>	<b>-221</b>
<b>International Assistance Programs:</b>									
Millennium Challenge Corporation.....	117	.....	117	844	.....	844	1,031	.....	1,031
<b>International Security Assistance:</b>									
Pakistan Counterinsurgency Capability Fund.....	.....	.....	.....	425	.....	425	.....	.....	.....
Foreign Military Financing Program.....	621	.....	621	5,054	.....	5,054	4,274	.....	4,274
Economic Support Fund.....	376	.....	376	3,129	.....	3,129	3,034	.....	3,034
Other.....	102	6	96	847	74	773	684	89	595
<b>Total--International Security Assistance.....</b>	<b>1,098</b>	<b>6</b>	<b>1,092</b>	<b>9,455</b>	<b>74</b>	<b>9,381</b>	<b>7,991</b>	<b>89</b>	<b>7,902</b>
<b>Multilateral Assistance:</b>									
<b>Contribution to the International Development Association.....</b>									
Association.....	1,355	.....	1,355	1,360	.....	1,360	1,351	.....	1,351
Other.....	34	.....	34	956	.....	956	1,369	.....	1,369
<b>Total--Multilateral Assistance.....</b>	<b>1,389</b>	.....	<b>1,389</b>	<b>2,316</b>	.....	<b>2,316</b>	<b>2,720</b>	.....	<b>2,720</b>
<b>Agency for International Development:</b>									
Development Assistance Program.....	193	.....	193	1,610	.....	1,610	1,499	.....	1,499
Assistance for Europe, Eurasia and Central Asia.....	21	.....	21	298	.....	298	402	.....	402
International Disaster Assistance.....	54	.....	54	1,115	.....	1,115	854	.....	854
Operating Expenses.....	88	.....	88	899	.....	899	1,067	.....	1,067
Other.....	19	(**)	19	53	(**)	53	709	255	454
Proprietary Receipts from the Public.....	.....	(**)	(**)	.....	2	-2	.....	168	-168
Intrabudgetary Transactions.....	63	.....	63	27	.....	27	13	.....	13
<b>Total--Agency for International Development.....</b>	<b>437</b>	<b>(**)</b>	<b>437</b>	<b>4,002</b>	<b>2</b>	<b>4,000</b>	<b>4,544</b>	<b>423</b>	<b>4,121</b>
<b>Overseas Private Investment Corporation:</b>									
Overseas Private Investment Corporation Accounts.....	8	12	-3	60	137	-77	69	142	-72
Proprietary Receipts from the Public.....	.....	14	-14	.....	113	-113	.....	148	-148
<b>Total--Overseas Private Investment Corporation.....</b>	<b>8</b>	<b>26</b>	<b>-18</b>	<b>60</b>	<b>250</b>	<b>-190</b>	<b>69</b>	<b>290</b>	<b>-221</b>
Peace Corps.....	28	(**)	28	264	1	263	251	1	251
International Monetary Programs.....	-53	.....	-53	-130	1	-131	589	25	563
<b>Military Sales Programs:</b>									
Foreign Military Sales Trust Fund.....	2,409	.....	2,409	19,906	.....	19,906	18,896	.....	18,896
Other.....	5	.....	5	37	42	-4	3	39	-36
Proprietary Receipts from the Public.....	.....	2,872	-2,872	.....	21,397	-21,397	.....	19,539	-19,539
Other.....	8	(**)	8	72	1	71	73	1	71
<b>Total--International Assistance Programs.....</b>	<b>5,448</b>	<b>2,904</b>	<b>2,544</b>	<b>36,827</b>	<b>21,768</b>	<b>15,059</b>	<b>36,167</b>	<b>20,408</b>	<b>15,759</b>
<b>National Aeronautics and Space Administration:</b>									
Science.....	404	.....	404	3,588	.....	3,588	3,451	.....	3,451
Aeronautics.....	40	.....	40	401	.....	401	412	.....	412
Exploration.....	256	.....	256	2,748	.....	2,748	3,049	.....	3,049
Cross Agency Support.....	224	.....	224	2,030	.....	2,030	2,044	.....	2,044
Space Operations.....	409	.....	409	2,876	.....	2,876	2,619	.....	2,619
Other.....	77	.....	77	841	.....	841	757	.....	757
Proprietary Receipts from the Public.....	.....	(**)	(**)	.....	3	-3	.....	8	-8
Intrabudgetary Transactions.....	(**)	.....	(**)	-1	.....	-1	-3	.....	-3
<b>Total--National Aeronautics and Space Administration.....</b>	<b>1,411</b>	<b>(**)</b>	<b>1,410</b>	<b>12,483</b>	<b>3</b>	<b>12,480</b>	<b>12,329</b>	<b>8</b>	<b>12,321</b>
<b>National Science Foundation:</b>									
Research and Related Activities.....	488	.....	488	3,757	.....	3,757	4,133	.....	4,133
Education and Human Resources.....	74	.....	74	630	.....	630	609	.....	609
Other.....	49	.....	49	428	.....	428	455	.....	455
Proprietary Receipts from the Public.....	.....	(**)	(**)	.....	20	-20	.....	40	-40
<b>Total--National Science Foundation.....</b>	<b>612</b>	<b>(**)</b>	<b>612</b>	<b>4,816</b>	<b>20</b>	<b>4,796</b>	<b>5,197</b>	<b>40</b>	<b>5,157</b>
<b>Office of Personnel Management:</b>									
<b>Government Payment for Annuity, Employees</b>									
Health and Life Insurance Benefits.....	966	.....	966	8,459	.....	8,459	8,140	.....	8,140
Civil Service Retirement and Disability Fund.....	6,621	.....	6,621	59,537	.....	59,537	57,790	.....	57,790
Employees Life Insurance Fund.....	225	259	-35	2,188	3,088	-900	2,115	2,857	-742
Employees and Retired Employees Health Benefits Fund.....	3,727	3,762	-35	33,873	34,102	-228	32,515	34,084	-1,569
Other.....	-9	.....	-9	276	.....	276	308	.....	308
Proprietary Receipts from the Public.....	.....	1	-1	.....	8	-8	.....	15	-15
<b>Intrabudgetary Transactions:</b>									
Postal Service Contributions.....	-769	.....	-769	-1,543	.....	-1,543	-1,578	.....	-1,578
Civil Service Retirement and Disability Fund:									
Other.....	-4	.....	-4	-34	.....	-34	-37	.....	-37
<b>Total--Office of Personnel Management.....</b>	<b>10,756</b>	<b>4,022</b>	<b>6,733</b>	<b>102,757</b>	<b>37,198</b>	<b>65,559</b>	<b>99,252</b>	<b>36,955</b>	<b>62,297</b>



**Table 5. Outlays of the U.S. Government, June 2014 and Other Periods —Continued**

Classification	[\$ millions]								
	This Month			Current Fiscal Year to Date			Prior Fiscal Year to Date		
	Gross Outlays	Applicable Receipts	Outlays	Gross Outlays	Applicable Receipts	Outlays	Gross Outlays	Applicable Receipts	Outlays
<b>Small Business Administration:</b>									
Salaries and Expenses .....	58	.....	58	196	(**)	196	132	(**)	132
Business Loans Program .....	9	(**)	9	586	7	579	1,188	2	1,187
Disaster Loans Program .....	3	(**)	3	267	1	266	529	1	529
Other .....	11	2	10	56	14	41	25	12	13
Proprietary Receipts from the Public .....	.....	(**)	(**)	.....	1,124	-1,124	.....	1,697	-1,697
Intrabudgetary Transactions .....	(**)	.....	(**)	(**)	.....	(**)	(**)	.....	(**)
<b>Total--Small Business Administration .....</b>	<b>81</b>	<b>2</b>	<b>79</b>	<b>1,105</b>	<b>1,147</b>	<b>-42</b>	<b>1,875</b>	<b>1,711</b>	<b>164</b>
<b>Social Security Administration:</b>									
Payments to Social Security Trust Funds .....	156	.....	156	18,334	.....	18,334	49,523	.....	49,523
Supplemental Security Income Program .....	310	.....	310	43,125	.....	43,125	41,988	.....	41,988
<b>Federal Old-Age and Survivors Insurance Trust Fund</b>									
<b>(Off-Budget):</b>									
Benefit Payments .....	58,983	.....	58,983	521,058	.....	521,058	494,469	.....	494,469
Administrative Expenses .....	269	.....	269	2,468	.....	2,468	2,624	.....	2,624
Payment to Railroad Retirement Account .....	4,257	.....	4,257	4,257	.....	4,257	3,948	.....	3,948
<b>Total--FOASI Trust Fund .....</b>	<b>63,509</b>	<b>.....</b>	<b>63,509</b>	<b>527,784</b>	<b>.....</b>	<b>527,784</b>	<b>501,041</b>	<b>.....</b>	<b>501,041</b>
<b>Federal Disability Insurance Trust Fund</b>									
<b>(Off-Budget):</b>									
Benefit Payments .....	11,853	.....	11,853	105,954	.....	105,954	104,439	.....	104,439
Administrative Expenses .....	224	.....	224	2,000	.....	2,000	2,008	.....	2,008
Payment to Railroad Retirement Account .....	444	.....	444	444	.....	444	551	.....	551
<b>Total--FDI Trust Fund .....</b>	<b>12,521</b>	<b>.....</b>	<b>12,521</b>	<b>108,398</b>	<b>.....</b>	<b>108,398</b>	<b>106,998</b>	<b>.....</b>	<b>106,998</b>
Other .....	23	.....	23	260	.....	260	231	.....	231
<b>Proprietary Receipts from the Public:</b>									
On-Budget .....	.....	249	-249	.....	2,022	-2,022	.....	2,030	-2,030
Off-Budget .....	.....	4	-4	.....	112	-112	.....	98	-98
<b>Intrabudgetary Transactions:</b>									
Off-Budget? .....	-155	.....	-155	-18,333	.....	-18,333	-49,522	.....	-49,522
<b>Total--Social Security Administration .....</b>	<b>76,365</b>	<b>253</b>	<b>76,112</b>	<b>679,568</b>	<b>2,134</b>	<b>677,434</b>	<b>650,260</b>	<b>2,128</b>	<b>648,131</b>
<b>Other Independent Agencies:</b>									
Broadcasting Board of Governors .....	59	(**)	59	516	(**)	516	522	-1	523
Bureau of Consumer Financial Protection .....	34	.....	34	310	(**)	310	255	(**)	255
Corporation for National and Community Service .....	67	(**)	67	706	2	704	705	(**)	705
Corporation for Public Broadcasting .....	.....	.....	.....	445	.....	445	422	.....	422
<b>District of Columbia:</b>									
<b>Courts:</b>									
General and Special Payments .....	52	(**)	51	446	(**)	446	439	(**)	439
Equal Employment Opportunity Commission .....	27	(**)	27	244	1	243	250	2	248
Export-Import Bank of the United States .....	-88	80	-168	881	1,014	-133	-795	42	-837
<b>Federal Communications Commission:</b>									
Universal Service Fund .....	941	.....	941	7,020	.....	7,020	6,921	.....	6,921
Spectrum Auction Program Account .....	(*)	.....	(*)	1	.....	1	(**)	.....	(**)
Other .....	34	2	31	209	22	188	244	28	216
<b>Federal Deposit Insurance Corporation:</b>									
Deposit Insurance Fund .....	-2,812	.....	-2,812	-9,503	.....	-9,503	3,918	-1,103	5,021
FSLIC Resolution Fund .....	(**)	2	-2	3	5	-2	187	6	180
<b>Total--Federal Deposit Insurance Corporation .....</b>	<b>-2,811</b>	<b>2</b>	<b>-2,813</b>	<b>-9,501</b>	<b>5</b>	<b>-9,506</b>	<b>4,104</b>	<b>-1,097</b>	<b>5,201</b>
Federal Drug Control Programs .....	18	.....	18	170	.....	170	187	.....	187
Federal Housing Finance Agency .....	18	.....	18	182	.....	182	177	.....	177
Intelligence Community Management Account .....	74	.....	74	394	.....	394	330	.....	330
Legal Services Corporation .....	30	.....	30	231	.....	231	260	.....	260
National Archives and Records Administration .....	32	2	29	275	17	257	314	25	289
National Credit Union Administration .....	32	45	-13	-739	1,673	-2,412	5,855	2,683	3,173
National Endowment for the Arts .....	11	(**)	11	99	(**)	98	107	(**)	106
National Endowment for the Humanities .....	12	.....	12	99	(**)	98	106	1	106
Institute of Museum and Library Services .....	15	.....	15	171	(**)	171	183	1	182
National Labor Relations Board .....	23	(**)	23	192	(**)	192	199	(**)	198
Nuclear Regulatory Commission .....	78	8	70	724	605	119	752	663	90
<b>Postal Service:</b>									
<b>Off-Budget:</b>									
Public Enterprise Funds .....	4,968	5,223	-255	53,394	56,201	-2,806	54,517	57,196	-2,679
Other .....	.....	.....	.....	256	.....	256	255	.....	255
Other .....	.....	.....	.....	78	.....	78	78	.....	78

**Table 5. Outlays of the U.S. Government, June 2014 and Other Periods —Continued**

Classification	[\$ millions]								
	This Month			Current Fiscal Year to Date			Prior Fiscal Year to Date		
	Gross Outlays	Applicable Receipts	Outlays	Gross Outlays	Applicable Receipts	Outlays	Gross Outlays	Applicable Receipts	Outlays
<b>Other Independent Agencies:—Continued</b>									
Railroad Retirement Board:									
Federal Windfall Subsidy .....	3	.....	3	27	.....	27	32	.....	32
Federal Payments to the Railroad Retirement Accounts.....	(*)	.....	(*)	469	.....	469	518	.....	518
Railroad Unemployment Insurance Trust Fund:									
Benefit Payments.....	5	.....	5	68	.....	68	64	.....	64
Transfer to Administrative Funds .....	1	.....	1	9	.....	9	10	.....	10
Rail Industry Pension Fund:									
Benefit Payments.....	427	.....	427	3,770	.....	3,770	3,667	.....	3,667
Advances from FOASDI Fund.....	.....	.....	.....	-499	.....	-499	-1,074	.....	-1,074
OASDI Certifications.....	-1	.....	-1	494	.....	494	1,074	.....	1,074
Transfer to Administrative Funds .....	6	.....	6	40	.....	40	45	.....	45
Other.....	1	.....	1	2	.....	2	4	.....	4
National Railroad Retirement Investment Trust:									
Administrative Expenses.....	12	.....	12	61	.....	61	46	.....	46
Transfers to the Railroad Retirement Trust Funds from the National Railroad Retirement Investment Trust.....	146	.....	146	1,008	.....	1,008	1,138	.....	1,138
Railroad Social Security Equivalent Benefit Account:									
Benefit Payments.....	676	.....	676	5,207	.....	5,207	5,121	.....	5,121
Transfer to Administrative Funds .....	3	.....	3	18	.....	18	20	.....	20
Other .....	-3	.....	-3	8	.....	8	48	.....	8
Proprietary Receipts from the Public.....	.....	463	-463	.....	3,359	-3,359	.....	2,666	-2,666
Intrabudgetary Transactions:									
Payments from Other Funds to the Railroad Retirement Trust Funds .....									
Other.....	-4,701	.....	-4,701	-4,701	.....	-4,701	-4,499	.....	-4,499
Other.....	-146	.....	-146	-1,477	.....	-1,477	-1,656	.....	-1,656
Total--Railroad Retirement Board .....	-3,571	463	-4,035	4,504	3,359	1,144	4,519	2,666	1,852
Securities and Exchange Commission.....	121	(**)	120	592	1	591	530	1	529
Smithsonian Institution.....	92	.....	92	752	(**)	752	741	(**)	741
Tennessee Valley Authority .....	3,489	3,325	164	36,550	37,742	-1,191	46,337	45,922	416
Other .....	138	21	117	2,133	391	1,742	1,915	253	1,662
<b>Total--Other Independent Agencies .....</b>	<b>3,919</b>	<b>9,175</b>	<b>-5,256</b>	<b>101,551</b>	<b>101,033</b>	<b>518</b>	<b>130,671</b>	<b>108,385</b>	<b>22,286</b>
<b>Undistributed Offsetting Receipts:</b>									
Other Interest.....	.....	(**)	(**)	.....	(**)	(**)	.....	(**)	(**)
Employer Share, Employee Retirement:									
Department of Health and Human Services:									
Federal Hospital Insurance Trust Fund:									
Federal Employer Contributions.....	-280	.....	-280	-2,575	.....	-2,575	-2,670	.....	-2,670
Postal Service Employer Contributions .....	-50	.....	-50	-447	.....	-447	-442	.....	-442
Department of State:									
Foreign Service Retirement and Disability Fund .....	-25	.....	-25	-251	.....	-251	-247	.....	-247
Other Defense Civil Programs:									
Military Retirement Fund.....	-1,723	.....	-1,723	-21,699	.....	-21,699	-22,153	.....	-22,153
Department of Defense Medicare-Eligible Retiree Health Care Fund .....									
.....	.....	.....	.....	-7,650	.....	-7,650	-8,529	.....	-8,529
Office of Personnel Management:									
Postal Service Contributions for Benefits Civil Service Retirement and Disability Fund .....	-1,903	.....	-1,903	-18,150	.....	-18,150	-18,434	.....	-18,434
Social Security Administration (Off-Budget):									
Federal Old-Age and Survivors Insurance Trust Fund:									
Federal Employer Contributions.....	-1,141	.....	-1,141	-9,956	.....	-9,956	-10,242	.....	-10,242
Federal Disability Insurance Trust Fund:									
Federal Employer Contributions.....	-193	.....	-193	-1,691	.....	-1,691	-1,740	.....	-1,740
Other .....	(**)	.....	(**)	-4	.....	-4	-2	.....	-2
<b>Total--Employer Share, Employee Retirement.....</b>	<b>-5,316</b>	<b>.....</b>	<b>-5,316</b>	<b>-62,424</b>	<b>.....</b>	<b>-62,424</b>	<b>-64,459</b>	<b>.....</b>	<b>-64,459</b>

**Table 5. Outlays of the U.S. Government, June 2014 and Other Periods —Continued**

Classification	[\$ millions]								
	This Month			Current Fiscal Year to Date			Prior Fiscal Year to Date		
	Gross Outlays	Applicable Receipts	Outlays	Gross Outlays	Applicable Receipts	Outlays	Gross Outlays	Applicable Receipts	Outlays
<b>Undistributed Offsetting Receipts:—Continued</b>									
Interest Received by Trust Funds:									
Judicial Branch:									
Judicial Survivors Annuity Fund.....	-1	.....	-1	-10	.....	-10	-8	.....	-8
Department of Health and Human Services:									
Federal Hospital Insurance Trust Fund.....	-4,375	.....	-4,375	-8,911	.....	-8,911	-9,837	.....	-9,837
Federal Supplementary Medical Insurance Trust Fund.....	-1,155	.....	-1,155	-2,404	.....	-2,404	-2,472	.....	-2,472
Department of Homeland Security:									
Oil Spill Liability Trust Fund.....	(**)	.....	(**)	-26	.....	-26	5	.....	5
Other.....	-2	.....	-2	-5	.....	-5	-9	.....	-9
Department of Labor:									
Unemployment Trust Fund.....	-255	.....	-255	-681	.....	-681	-551	.....	-551
Department of State:									
Foreign Service Retirement and Disability Fund.....	-327	.....	-327	-654	.....	-654	-682	.....	-682
Department of Transportation:									
Airport and Airway Trust Fund.....	-88	.....	-88	-225	.....	-225	-227	.....	-227
Department of Veterans Affairs:									
National Service Life Insurance Fund.....	-127	.....	-127	-270	.....	-270	-315	.....	-315
United States Government Life Insurance Fund.....	(**)	.....	(**)	(**)	.....	(**)	-1	.....	-1
Corps of Engineers.....	(**)	.....	(**)	-80	.....	-80	-136	.....	-136
Other Defense Civil Programs:									
Military Retirement Fund.....	-1,582	.....	-1,582	-7,487	.....	-7,487	550	.....	550
Educational Benefits Fund.....	-3	.....	-3	-58	.....	-58	-54	.....	-54
Armed Forces Retirement Home.....	(**)	.....	(**)	-2	.....	-2	-2	.....	-2
Environmental Protection Agency.....	(**)	.....	(**)	-35	.....	-35	-37	.....	-37
Office of Personnel Management:									
Civil Service Retirement and Disability Fund.....	-15,211	.....	-15,211	-30,967	.....	-30,967	-32,083	.....	-32,083
Social Security Administration (Off-Budget):									
Federal Old-Age and Survivors Insurance Trust Fund.....	-47,986	.....	-47,986	-96,171	.....	-96,171	-99,968	.....	-99,968
Federal Disability Insurance Trust Fund.....	-1,769	.....	-1,769	-3,947	.....	-3,947	-5,476	.....	-5,476
Independent Agencies:									
Railroad Retirement Board.....	26	.....	26	3	.....	3	-7	.....	-7
Other.....	(**)	.....	(**)	-13	.....	-13	-9	.....	-9
Other.....	-13	.....	-13	4,116	.....	-116	-103	.....	-103
Total--Interest Received by Trust Funds.....	-72,867	.....	-72,867	-152,060	.....	-152,060	-151,421	.....	-151,421
Rents and Royalties on the Outer Continental Shelf Lands.....	.....	1,693	-1,693	.....	5,678	-5,678	.....	6,228	-6,228
Sale of Major Assets.....	.....	.....	.....	.....	.....	.....	.....	2,588	-2,588
Total--Undistributed Offsetting Receipts.....	-78,183	1,693	-79,875	-214,485	5,678	-220,163	-215,880	8,816	-224,695
Total Outlays.....	306,990	53,862	253,127	3,014,533	390,113	2,624,420	3,028,472	431,506	2,596,966
Total On-Budget.....	277,235	48,635	228,600	2,454,800	333,800	2,121,000	2,532,608	374,212	2,158,397
Total Off-Budget.....	29,755	5,227	24,528	559,734	56,313	503,421	495,864	57,294	438,569
Total Surplus (+) or Deficit.....			+70,519			-365,855			-509,823
Total On-Budget.....			+26,721			-424,475			-576,728
Total Off-Budget.....			+43,798			+58,620			+66,905

**MEMORANDUM**

Receipts Offset Against Outlays (In Millions)

	Current Fiscal Year to Date	Comparable Period Prior Fiscal Year
Proprietary Receipts.....	225,831	252,658
Intrabudgetary Transactions.....	546,209	576,369
Governmental Receipts.....	7,108	6,577
Total Receipts Offset Against Outlays.....	779,148	835,604

<sup>1</sup>Outlays have decreased by \$5 million to reflect additional reporting by Agency for International Development for March 2014.

<sup>2</sup>Includes FICA and SECA tax credits, non-contributory military service credits, special benefits for the aged, and credit for the unnegotiated OASI benefit checks.

<sup>3</sup>Outlays have decreased by \$1 million to reflect additional reporting by the Railroad Retirement Board for March 2014.

<sup>4</sup>Outlays have decreased by \$9 million to reflect additional reporting by the Architect of the Capital for August 2013.

... No Transactions

(\*\*) Less than \$500,000

Note: Details may not add to totals due to rounding.

**Table 6. Means of Financing the Deficit or Disposition of Surplus by the U.S. Government, June 2014 and Other Periods**

Assets and Liabilities Directly Related to Budget Off-Budget Activity	[\$ millions]					
	Net Transactions (-) denotes net reduction of either liability or asset accounts			Account Balances Current Fiscal Year		
	This Month	Fiscal Year to Date		Beginning of		Close of This Month
This Year		Prior Year	This Year	This Month		
<b>Liability Accounts:</b>						
Borrowing from the Public:						
Treasury Securities, Issued Under General Financing Authorities:						
Debt Held by the Public .....	34,189	595,940	631,706	11,976,279	12,538,030	12,572,220
Intragovernmental Holdings .....	81,459	298,482	40,372	4,761,904	4,978,928	5,060,387
Total Treasury Securities Outstanding .....	115,648	894,422	672,079	16,738,184	17,516,958	17,632,606
Plus Premium on Treasury Securities .....	96	-1,430	4,481	36,420	34,894	34,990
Less Discount on Treasury Securities .....	-35	6,615	3,099	82,916	89,566	89,530
Total Treasury Securities Net of Premium and Discount .....	115,779	886,377	673,461	16,691,687	17,462,286	17,578,065
Agency Securities, Issued Under Special Financing Authorities (See Schedule B; for Other Agency Borrowing, See Schedule C) .....						
Total Federal Securities .....	173	-1,055	567	25,095	23,867	24,040
Total Federal Securities .....	115,952	885,322	674,028	16,716,782	17,486,154	17,602,106
Deduct:						
Federal Securities Held as Investments of Government Accounts (See Schedule D) .....	81,524	303,379	39,902	4,757,211	4,979,066	5,060,590
Less Discount on Federal Securities Held as Investments of Government Accounts .....	-52	4,639	-1,123	22,292	26,984	26,931
Net Federal Securities Held as Investments of Government Accounts .....	81,576	298,740	41,025	4,734,919	4,952,082	5,033,658
Total Borrowing from the Public .....	34,376	586,582	633,003	11,981,863	12,534,072	12,568,448
Accrued Interest Payable to the Public .....	5,751	5,460	2,998	51,231	50,940	56,691
Allocations of Special Drawing Rights .....	191	417	-1,350	54,177	54,403	54,594
Deposit Funds .....	1,644	-114,690	15,872	131,385	15,050	16,695
Miscellaneous Liability Accounts (Includes Checks Outstanding Etc.) .....	-1,737	167	-1,578	8,934	10,838	9,102
Total Liability Accounts .....	40,225	477,936	648,944	12,227,591	12,665,304	12,705,530
<b>Asset Accounts (Deduct)</b>						
Cash and Monetary Assets:						
U.S. Treasury Operating Cash: <sup>1</sup>						
Federal Reserve Account .....	110,406	50,913	49,412	88,386	28,894	139,299
Balance .....	110,406	50,913	49,412	88,386	28,894	139,299
Special Drawing Rights:						
Total Holdings .....	194	445	-1,351	54,966	55,217	55,411
SDR Certificates Issued to Federal Reserve Banks .....	.....	.....	.....	-5,200	-5,200	-5,200
Balance .....	194	445	-1,351	49,766	50,017	50,211
Reserve Position on the U.S. Quota in the IMF:						
U.S. Subscription to International Monetary Fund:						
Direct Quota Payments .....	.....	.....	.....	54,424	54,424	54,424
Maintenance of Value Adjustments .....	228	497	-1,610	10,298	10,567	10,796
Letter of Credit Issued to IMF .....	-478	-4,118	-2,347	-43,827	-47,467	-47,945
Dollar Deposits with the IMF .....	89	89	2	-152	-152	-63
Receivable/payable (-) for Interim Maintenance of Value Adjustments .....	-174	-360	1,052	-874	-1,060	-1,234
Balance .....	-334	-3,892	-2,903	19,870	16,312	15,978
Loans to International Monetary Fund .....	566	957	1,845	13,763	14,154	14,720
Other Cash and Monetary Assets .....	53	-381	-187	126,110	225,676	25,729
Total Cash and Monetary Assets .....	110,885	48,043	46,815	197,895	135,052	245,938
Non-Federal Securities of the National Railroad Retirement Investment Trust .....						
Net Activity, Guaranteed Loan Financing (See Schedule E) .....	1,886	9,827	22,638	-10,369	-2,427	-541
Net Activity, Direct Loan Financing (See Schedule E) .....	-2,949	50,207	66,608	946,711	999,867	996,918
Miscellaneous Asset Accounts .....	733	977	1,555	-409	-165	568
Total Asset Accounts .....	110,745	111,074	139,121	1,157,175	1,157,504	1,268,249
Excess of Liabilities (+) or Assets (-) .....	-70,519	366,862	509,823	11,070,416	11,507,799	11,437,281
Transactions Not Applied to Current Year's Surplus or Deficit (See Schedule A for Details) .....						
Total Budget and Off-Budget Federal Entities (Financing of Deficit (+) or Disposition Of Surplus (-)) .....	-70,519	365,855	509,823	11,070,416	11,506,791	11,436,273

<sup>1</sup>Includes adjustment of \$-9 million to reflect additional reporting for the Architect of the Capital for the month of August 2013.

<sup>2</sup>Includes adjustment of \$-6 million to reflect additional reporting for the Agency for International Development and the Railroad Retirement Board for the month of March 2014.

Major sources of information used to determine Treasury's operating cash balance include Federal Reserve Banks, the Treasury Regional Finance Centers, the Internal Revenue Service Centers, the Bureau of the Public Debt and various electronic systems. Deposits are reflected as received and withdrawals are reflected as processed.

... No Transactions

Note: Details may not add to totals due to rounding.

**Table 6. Schedule A-Analysis of Change in Excess of Liabilities of the U.S. Government, June 2014 and Other Periods**

Classification	[\$ millions]		
	This Month	Fiscal Year to Date	
		This Year	Prior Year
<b>Excess of Liabilities Beginning of Period:</b>			
Based on Composition of Unified Budget in Preceding Period .....	11,507,815	11,070,440	10,390,656
Adjustments During Current Fiscal Year for Changes in Composition of Unified Budget:			
Revisions by Federal Agencies to the Prior Budget Results .....	-15	-24	-151
<b>Excess of Liabilities Beginning of Period (Current Basis).....</b>	<b>11,507,799</b>	<b>11,070,416</b>	<b>10,390,505</b>
<b>Budget Surplus (-) or Deficit:</b>			
Based on Composition of Unified Budget in Prior Fiscal Year.....	-70,519	365,855	509,823
<b>Total Surplus (-) or Deficit (Table 2).....</b>	<b>-70,519</b>	<b>365,855</b>	<b>509,823</b>
Total-On-Budget (Table 2).....	-26,721	424,475	576,728
Total-Off-Budget (Table 2).....	-43,798	-58,620	-66,905
<b>Transactions Not Applied to Current Year's Surplus or Deficit:</b>			
Reclassification of Aged Unreconciled Accounts .....	.....	1,008	.....
Total-Transactions Not Applied to Current Year's Surplus or Deficit .....	.....	1,008	.....
<b>Excess of Liabilities Close of Period .....</b>	<b>11,437,281</b>	<b>11,437,281</b>	<b>10,900,329</b>

... No Transactions

Note: Details may not add to totals due to rounding.

**Table 6. Schedule B-Securities Issued by Federal Agencies Under Special Financing Authorities, June 2014 and Other Periods**

Classification	[\$ millions]					
	This Month	Net Transactions (-) denotes net reduction of liability accounts		Account Balances Current Fiscal Year		
		Fiscal Year to Date		Beginning of		Close of
		This Year	Prior Year	This Year	This Month	This Month
<b>Agency Securities, Issued Under Special Financing Authorities:</b>						
Obligations Guaranteed by the United States, Issued By:						
Department of Housing and Urban Development:						
Federal Housing Administration .....	.....	.....	.....	19	19	19
Obligations Not Guaranteed by the United States, Issued By:						
Legislative Branch:						
Architect of the Capitol.....	1	-9	(**)	121	111	112
Independent Agencies:						
Federal Communications Commission.....	.....	.....	.....	(**)	(**)	(**)
National Archives and Records Administration .....	.....	-9	-8	134	125	125
Tennessee Valley Authority .....	172	-1,036	576	24,821	23,613	23,785
<b>Total Agency Securities .....</b>	<b>173</b>	<b>-1,055</b>	<b>567</b>	<b>25,095</b>	<b>23,867</b>	<b>24,040</b>

... No Transactions

Note: Details may not add to totals due to rounding.

(\*\*) Less than \$500,000.

**Table 6. Schedule C (Memorandum)-Federal Agency Borrowing Financed Through the Issue of Treasury Securities, June 2014 and Other Periods**

Classification	[\$ millions]					
	Transactions			Account Balances Current Fiscal Year		
	This Month	Fiscal Year to Date		Beginning of		Close of This Month
This Year		Prior Year	This Year	This Month		
<b>Borrowing from the Treasury:</b>						
Department of Agriculture:						
Farm Service Agency:						
Commodity Credit Corporation.....	1,271	2,861	2,005	3,729	5,319	6,590
Agricultural Credit Insurance Fund.....	-89	644	-113	7,433	8,166	8,077
Farm Storage Facility Loans.....	-45	172	180	970	1,187	1,142
Emergency Boll Weevil Loan Fund.....	(**)	(**)	.....	3	3	3
Rural Housing Service:						
Rural Housing Insurance.....	-947	-566	430	16,566	16,946	16,000
Rural Community Facility Loans Fund.....	44	-27	441	5,291	5,219	5,263
Multifamily Housing Revitalization Loan Account.....	3	-44	37	255	208	211
Rural Business - Cooperative Service:						
Rural Business and Industry Loans.....	(**)	-18	-10	67	49	49
Rural Development Loan Fund.....	2	-11	6	320	308	309
Rural Economic Development Loan Fund.....	2	4	16	140	143	145
Renewable Energy Guaranteed Loan Account.....	.....	.....	-1	(**)	(**)	(**)
Rural Microenterprise Investment Loans.....	(**)	3	3	18	21	21
Biorefinery Assistance Loan Account.....	.....	.....	.....	8	8	8
Rural Utilities Service:						
Rural Water and Waste Disposal Fund.....	71	-497	573	12,193	11,625	11,696
Rural Electrification and Telecommunications Fund.....	35	-655	-181	12,232	11,543	11,578
Rural Telephone Bank.....	.....	-62	-14	354	292	292
Distance Learning and Telemedicine Program.....	10	-41	200	1,290	1,239	1,249
Foreign Agricultural Service.....	.....	.....	.....	908	908	908
Department of Commerce:						
Departmental Management:						
Emergency Steel Guaranteed Loan Fund.....	1,961	1,961	13	39	39	2,000
National Oceanic and Atmospheric Administration:						
Fisheries Finance.....	1	31	22	525	555	555
State and Local Implementation Fund.....	.....	.....	2	12	12	12
Department of Defense - Military Programs:						
Arms Initiative Loans.....	.....	.....	.....	(**)	(**)	(**)
Family Housing Improvement Loans.....	4	87	184	1,173	1,256	1,260
Department of Education:						
College Housing and Academic Facilities Loans.....	.....	(**)	(**)	37	37	37
Federal Direct Student Loans.....	42,590	146,917	165,451	736,960	841,287	883,877
Teach Grant Loans.....	13	67	89	485	539	552
Temporary Student Loan Purchase Authority.....	993	815	926	70,559	70,381	71,374
Federal Family Education Loans.....	.....	.....	.....	43,254	43,254	43,254
Department of Energy:						
Bonneville Power Administration Fund.....	37	402	469	3,885	4,250	4,287
Western Area Power Administration - Recovery Act.....	3	34	-135	58	89	92
Title 17 Innovative Technology Loans.....	.....	73	.....	.....	73	73
Advanced Technology Vehicles Manufacturing Loans.....	.....	32	.....	24	56	56
Department of Health and Human Services:						
Consumer Operated and Oriented Plan Program Contingency Fund.....	.....	47	.....	4	51	51
Consumer Operated and Oriented Plan.....	.....	249	516	535	784	784
Department of Homeland Security:						
National Flood Insurance Fund.....	.....	.....	6,250	24,000	24,000	24,000
Disaster Assistance Loan Fund.....	(**)	21	1	76	97	97
Department of Housing and Urban Development:						
Public and Indian Housing Programs:						
Low-Rent Public Housing - Loans and Other Expenses.....	.....	.....	30	115	115	115
Native Hawaiian Housing Loans.....	.....	.....	.....	6	6	6
Housing Programs:						
Emergency Homeowners' Relief Fund.....	.....	(**)	-2	3	3	3
Federal Housing Administration.....	.....	.....	.....	25,940	25,940	25,940
Green Retrofit Program for Multifamily Housing-Recovery Act.....	.....	.....	.....	15	15	15

**Table 6. Schedule C (Memorandum)-Federal Agency Borrowing Financed Through the Issue of Treasury Securities, June 2014 and Other Periods —Continued**

Classification	[\$ millions]					
	Transactions			Account Balances Current Fiscal Year		
	This Month	Fiscal Year to Date		Beginning of		Close of This Month
This Year		Prior Year	This Year	This Month		
<b>Borrowing from the Treasury:—Continued</b>						
Department of the Interior:						
Helium Fund .....		-44		44		
Bureau of Reclamation Loan Fund .....		(**)	(**)	35	35	35
Bureau of Indian Affairs .....		(**)	4	9	9	9
Assistance to American Samoa Loan Fund .....		1		9	10	10
Department of Labor:						
Black Lung Disability Trust Fund.....				5,036	5,036	5,036
Department of State:						
Reparation Loans.....	(**)	1	(**)	3	4	4
Department of Transportation:						
Federal Aviation Administration:						
Federal Highway Administration:						
Transportation Infrastructure Finance and Innovation Fund.....	99	1,098	785	6,105	7,103	7,203
Federal Railroad Administration:						
Railroad Rehabilitation and Improvement Loan Fund .....	3	48	96	816	861	864
Other.....				(**)	(**)	(**)
Maritime Administration:						
Ocean Freight Differential .....			-24			
Maritime Guaranteed Loan (Title XI) Fund.....	-37	-37		37	37	
Department of Treasury:						
Departmental Offices:						
Community Development Financial Institutions Fund .....	1	16	5	38	52	54
Temporary Credit and Liquidity Program .....	-334	-334		8,865	8,865	8,531
Troubled Assets Insurance Financing Fund.....			-760			
Troubled Asset Relief Program.....		-2,704	-31,709	11,949	9,244	9,244
Small Business Lending Financing Fund .....				3,712	3,712	3,712
Federal Financing Bank Revolving Fund .....	134	-5,235	4,512	63,061	57,692	57,826
Department of Veterans Affairs:						
Veterans Housing Benefit Program Fund.....	10	252	169	681	923	933
Native American Veteran Housing Fund.....		4	9	68	72	72
Vocational Rehabilitation Loan Fund .....		1	3	2	4	4
Corps of Engineers:						
Washington Aqueduct.....	(**)	(**)	(**)	2	2	2
Environmental Protection Agency:						
Abatement, Control, and Compliance Loan Program.....			(**)	(**)	(**)	(**)
General Services Administration:						
International Assistance Program:						
International Security Assistance:						
Military Debt Reduction.....				36	36	36
Agency for International Development:						
International Debt Reduction .....				478	478	478
Development Credit Authority Loan Fund.....	(**)	(**)	2	3	3	3
Overseas Private Investment Corporation .....	40	288	450	2,293	2,541	2,581
International Monetary Programs.....		1	1,825	7,846	7,847	7,847
Small Business Administration:						
Business Loan Fund .....		428	-490	1,432	1,861	1,861
Disaster Loan Fund .....		340	1,111	6,656	6,996	6,996
Independent Agencies:						
Export-Import Bank of the United States.....	981	3,231	5,079	18,102	20,352	21,333
Federal Communications Commission:						
Spectrum Auction Loan Fund .....		(**)	(**)	(**)		
National Credit Union Administration .....	-300	-2,125	1,525	4,725	2,900	2,600
Presidio Trust Fund .....				50	50	50
Railroad Retirement Board:						
Social Security Equivalent Benefit Account.....	-3,581	-1,034	-796	3,587	6,135	2,554
Smithsonian Institution:						
John F. Kennedy Center Parking Facilities .....				20	20	20
<b>Total Agency Borrowing from the Treasury</b>						
<b>Financed Through Treasury Securities Issued .....</b>	<b>42,974</b>	<b>146,695</b>	<b>159,185</b>	<b>1,115,182</b>	<b>1,218,904</b>	<b>1,261,877</b>

**Table 6. Schedule C (Memorandum)-Federal Agency Borrowing Financed Through the Issue of Treasury Securities, June 2014 and Other Periods —Continued**

Classification	[\$ millions]					
	Transactions			Account Balances Current Fiscal Year		
	This Month	Fiscal Year to Date		Beginning of		Close of This Month
This Year		Prior Year	This Year	This Month		
<b>Borrowing from the Federal Financing Bank:</b>						
Department of Agriculture:						
Rural Utilities Service:						
Rural Electrification and Telecommunications Fund .....	6	1,761	1,964	40,638	42,393	42,399
Department of Education:						
Historically Black College and University Capital						
Financing Fund .....	18	87	166	1,129	1,197	1,215
Department of Energy:						
Title 17 Innovative Technology Loans.....	21	1,329	2,493	7,894	9,202	9,223
Advanced Technology Vehicles Manufacturing .....	-163	-639	-818	5,962	5,485	5,323
Department of Health and Human Services:						
Health Maintenance Organization Loan And						
Loan Guarantee Fund.....	.....	.....	.....	(**)	(**)	(**)
Department of Transportation:						
Railroad Rehabilitation and Improvement Loan Fund .....	(**)	(**)	(**)	1	(**)	(**)
Department of Veterans Affairs:						
Guaranteed Transitional Housing for Homeless Veterans .....	.....	(**)	(**)	5	5	5
General Services Administration:						
Federal Buildings Fund.....	-4	-64	-59	1,733	1,673	1,669
International Assistance Program:						
Foreign Military Financing Program .....	.....	-47	-58	80	33	33
Small Business Administration:						
Business Loan Fund .....	.....	.....	(**)	.....	.....	.....
Independent Agencies:						
Postal Service.....	.....	.....	.....	15,000	15,000	15,000
<b>Total Borrowing from the Federal Financing Bank .....</b>	<b>-121</b>	<b>2,426</b>	<b>3,687</b>	<b>72,441</b>	<b>74,988</b>	<b>74,867</b>

Note: This table includes lending by the Federal Financing Bank accomplished by the purchase of agency financial assets, by the acquisition of agency debt securities, and by direct loans on behalf of an agency. The Federal Financing Bank borrows from Treasury and issues its own securities and in turn may loan these funds to agencies in lieu of agencies borrowing directly through Treasury or issuing their own securities.

... No Transactions

(\*\*) Less than \$500,000

Note: Details may not add to totals due to rounding.



This Page Left Blank Intentionally

---

**Table 6. Schedule D-Investments of Federal Government Accounts in Federal Securities, June 2014 and Other Periods**

Classification	[\$ millions]					
	Net Purchases or Sales (-)			Securities Held as Investments Current Fiscal Year		
	This Month	Fiscal Year to Date		Beginning of		Close of This Month
This Year		Prior Year	This Year	This Month		
<b>Federal Funds:</b>						
Department of Agriculture.....	-56	32	53	138	225	170
Department of Commerce.....	-2	.....	.....	.....	2	.....
Department of Defense-Military Programs:						
Defense Cooperation Account.....	.....	(**)	.....	8	8	8
Department of Energy.....	-8	650	655	54,770	55,427	55,419
Department of Health and Human Services.....	.....	3	3	2,098	2,101	2,101
Department of Housing and Urban Development:						
Housing Programs:						
Federal Housing Administration Fund.....	1,097	4,008	11,066	3	2,915	4,012
Government National Mortgage Association:						
Guarantees of Mortgage-Backed Securities.....	(**)	-336	-145	1,812	1,475	1,475
Department of the Interior.....	253	-104	755	7,513	7,155	7,409
Department of Labor.....	404	75	837	17,768	17,439	17,843
Department of Transportation.....	26	199	143	1,980	2,152	2,178
Department of the Treasury.....	3	-756	1,067	26,049	25,290	25,293
Department of Veterans Affairs:						
Veterans Reopened Insurance Fund.....	2	-17	-18	226	207	208
Servicemen's Group Life Insurance Fund.....	(**)	(**)	(**)	1	1	1
Other Defense Civil Programs:						
Uniformed Services Retiree Health Care Fund.....	-106	11,868	12,817	188,664	200,638	200,532
Office of Personnel Management:						
Postal Service Contributions.....	769	6,144	-3,023	42,324	47,699	48,468
Independent Agencies:						
Federal Deposit Insurance Corporation:						
Deposit Insurance Fund.....	2,839	9,661	-5,030	36,864	43,686	46,525
FSLIC Resolution Fund.....	1	2	1	825	826	827
Federal Housing Finance Agency.....	-16	44	42	72	131	116
National Credit Union Administration.....	-284	304	-1,646	11,200	11,787	11,504
Postal Service.....	233	2,569	825	2,860	5,196	5,429
Tennessee Valley Authority.....	(**)	(**)	(**)	25	25	25
Other.....	103	731	309	15,806	16,434	16,537
Other.....	-461	1,090	627	10,908	12,459	11,998
Total Treasury Securities.....	4,797	36,164	19,337	421,914	453,280	458,077
<b>Total Federal Funds.....</b>	<b>4,797</b>	<b>36,164</b>	<b>19,337</b>	<b>421,914</b>	<b>453,280</b>	<b>458,077</b>
<b>Trust Funds:</b>						
Legislative Branch:						
Library of Congress.....	2	6	-17	26	30	31
United States Tax Court.....	.....	(**)	(**)	11	11	11
Other.....	-1	-1	2	31	31	30
Judicial Branch:						
Judicial Retirement Funds.....	-8	79	79	1,024	1,111	1,103
Department of Agriculture.....	-56	6	50	.....	61	6
Department of Defense-Military Programs:						
Voluntary Separation Incentive Fund.....	-11	-5	1	269	275	264
Other.....	-6	-38	73	903	871	865
Department of Health and Human Services:						
Federal Hospital Insurance Trust Fund.....	13,391	6,672	-11,639	206,010	199,291	212,682
Federal Supplementary Medical Insurance Trust Fund.....	9,206	9,951	-149	67,385	68,131	77,336
Other.....	-9	72	-9	3,272	3,354	3,345

**Table 6. Schedule D-Investments of Federal Government Accounts in Federal Securities, June 2014 and Other Periods —Continued**

Classification	[\$ millions]					
	Net Purchases or Sales (-)			Securities Held as Investments Current Fiscal Year		
	This Month	Fiscal Year to Date		Beginning of		Close of This Month
This Year		Prior Year	This Year	This Month		
<b>Trust Funds—Continued</b>						
Department of Homeland Security.....	-15	334	432	5,080	5,429	5,415
Department of the Interior.....	1	2	-29	11	12	13
Department of Labor:						
Unemployment Trust Fund.....	-952	6,585	8,278	29,478	37,016	36,063
Other.....	-9	-27	-29	65	48	39
Department of State:						
Foreign Service Retirement and Disability Fund.....	279	399	437	17,364	17,484	17,763
Other.....	(**)	(**)	9	44	43	43
Department of Transportation:						
Airport and Airway Trust Fund.....	186	240	1,274	11,808	11,862	12,048
Highway Trust Fund.....	-3,070	4,940	-638	1,957	9,966	6,896
Department of Treasury.....	-73	118	29	1,685	1,876	1,803
Department of Veterans Affairs:						
General Post Fund, National Homes.....	-21	-21	33	86	86	65
National Service Life Insurance.....	58	-419	-412	6,256	5,780	5,837
United States Government Life Insurance Fund.....	(**)	-2	-2	10	8	8
Veterans Special Life Insurance Fund.....	39	-11	1	1,914	1,864	1,903
Corps of Engineers.....	157	571	1,264	7,866	8,280	8,437
Other Defense Civil Programs:						
Military Retirement Fund.....	3,140	64,924	48,690	421,327	483,111	486,251
Other.....	-14	-199	-196	1,844	1,659	1,646
Environmental Protection Agency.....	-105	531	291	4,510	5,146	5,041
National Aeronautics and Space Administration.....	(**)	(**)	(**)	15	15	15
Office of Personnel Management:						
Civil Service Retirement and Disability Fund:						
Treasury Securities.....	10,761	115,315	-94,176	719,456	824,010	834,772
Employees Life Insurance Fund.....	35	698	532	41,951	42,614	42,649
Employees and Retired Employees Health Benefits Fund.....	34	201	1,560	23,429	23,597	23,631
Social Security Administration:						
Federal Old-Age and Survivors Insurance Trust						
Fund.....	44,092	76,426	85,532	2,655,599	2,687,933	2,732,025
Federal Disability Insurance Trust Fund.....	-578	-20,613	-21,120	100,791	80,757	80,178
Independent Agencies:						
Harry S Truman Memorial Scholarship Trust Fund.....	(**)	-10	(**)	54	44	44
Japan-United States Friendship Commission.....	.....	.....	.....	38	38	38
Railroad Retirement Board:						
Treasury Securities.....	151	293	65	2,367	2,509	2,660
Agency Securities.....	.....	.....	1	5	5	5
Other.....	125	197	347	1,355	1,426	1,552
Total Treasury Securities.....	<u>76,727</u>	<u>267,215</u>	<u>20,564</u>	<u>4,335,291</u>	<u>4,525,780</u>	<u>4,602,507</u>
Total Agency Securities.....	<u>.....</u>	<u>.....</u>	<u>1</u>	<u>5</u>	<u>5</u>	<u>5</u>
<b>Total Trust Funds.....</b>	<b><u>76,727</u></b>	<b><u>267,215</u></b>	<b><u>20,565</u></b>	<b><u>4,335,297</u></b>	<b><u>4,525,785</u></b>	<b><u>4,602,512</u></b>
<b>Grand Total.....</b>	<b><u>81,524</u></b>	<b><u>303,379</u></b>	<b><u>39,902</u></b>	<b><u>4,757,211</u></b>	<b><u>4,979,066</u></b>	<b><u>5,060,590</u></b>

... No Transactions  
(\*\*) Less than \$500,000

Note: Investments are in Treasury securities unless otherwise noted.  
Note: Details may not add to totals due to rounding.

**Table 6. Schedule E-Net Activity, Guaranteed and Direct Loan Financing, June 2014 and Other Periods**

Classification	[\$ millions]					
	Net Transactions (-) denotes net reduction of assets accounts			Account Balances Current Fiscal Year		
	This Month	Fiscal Year to Date		Beginning of		Close of
	This Year	Prior Year	This Year	This Month	This Month	
<b>Guaranteed Loan Financing Activity:</b>						
Department of Agriculture:						
Farm Service Agency:						
Commodity Credit Corporation Export Fund .....	-1	-25	-71	332	307	307
Agricultural Credit Insurance Fund.....	-3	-6	21	-168	-171	-174
Natural Resource Conservation Demonstration Program:						
Agricultural Resource Conservation Demonstration Program .....	.....	.....	.....	(**)	(**)	(**)
Rural Housing Service:						
Rural Community Facility Loans .....	(**)	-2	-1	-57	-59	-59
Rural Housing Insurance Fund .....	5	14	141	-3,047	-3,038	-3,033
Rural Business-Cooperative Service:						
Rural Business and Industry Loans .....	-2	-33	40	-492	-523	-526
Renewable Energy Guaranteed Loan Account .....	(**)	-7	-6	-40	-46	-46
Biorefinery Assistance Loan Account.....	.....	(**)	-1	-44	-44	-44
Rural Utilities Service:						
Rural Water and Waste Disposal Fund .....	.....	(**)	(**)	-25	-25	-25
Department of Commerce:						
General Administration:						
Emergency Oil, Gas, and Steel Account .....	.....	.....	.....	5	5	5
National Oceanic and Atmospheric Administration:						
Fishing Vessel Obligations.....	.....	(**)	(**)	(**)	.....	.....
Department of Defense-Military Programs .....	.....	.....	(**)	-47	-47	-47
Department of Education:						
Office of Student Financial Assistance:						
Federal Family Education Loans.....	599	2,082	6,123	34,848	36,331	36,930
Department of Energy:						
Title 17 Innovative Technology Loans.....	-2	-39	5	-169	-206	-208
Department of Health and Human Services:						
Health Resources and Services Administration:						
Health Center Loans .....	.....	(**)	.....	-3	-2	-2
Health Education Assistance Loans.....	-1	42	2	-112	-69	-70
Department of Housing and Urban Development:						
Public and Indian Housing Programs:						
Indian Housing Loans .....	-1	-2	5	-48	-48	-49
Native Hawaiian Housing Loans .....	(**)	1	1	(**)	1	1
Community Planning and Development:						
Community Development Loans .....	(**)	4	2	-107	-103	-104
Housing Programs:						
FHA-Mutual Mortgage Insurance Loans .....	1,396	7,920	17,751	-26,306	-19,782	-18,386
FHA-General and Special Risk Fund .....	169	3,351	1,642	-8,219	-5,037	-4,867
Home Ownership Preservation Entity Fund .....	(**)	1	(**)	-20	-19	-19
Government National Mortgage Association:						
Guarantees of Mortgaged-Backed Securities .....	-165	-1,649	-1,575	4,956	3,472	3,307

**Table 6. Schedule E-Net Activity, Guaranteed and Direct Loan Financing, June 2014 and Other Periods —Continued**

Classification	[\$ millions]					
	Net Transactions (-) denotes net reduction of assets accounts			Account Balances Current Fiscal Year		
	This Month	Fiscal Year to Date		Beginning of		Close of This Month
This Year		Prior Year	This Year	This Month		
<b>Guaranteed Loan Financing Activity:—Continued</b>						
Department of the Interior:						
Bureau of Indian Affairs .....	-1	-2	(**)	-56	-57	-58
Department of Transportation:						
Office of the Secretary:						
Minority Business Resource Center Fund .....	(**)	(**)	(**)	-1	(**)	(**)
Federal Highway Administration:						
Transportation Infrastructure Finance and Innovation Fund .....	.....	.....	.....	(**)	(**)	(**)
Maritime Administration:						
Maritime Guaranteed Loan (Title XI) Fund .....	.....	-10	(**)	-194	-204	-204
Department of the Treasury:						
Departmental Offices:						
Air Transportation Stabilization Fund .....	.....	.....	.....	(**)	(**)	(**)
Troubled Assets Insurance Financing Fund .....	.....	.....	-766	(**)	(**)	(**)
Troubled Asset Relief Program .....	.....	2	-4	-15	-13	-13
Department of Veterans Affairs:						
Veterans Benefits Administration:						
Veterans Housing Benefit Program Fund .....	27	-2,026	-1,089	-5,356	-7,409	-7,382
International Assistance Program:						
Agency for International Development:						
Ukraine Export Credit Insurance Fund .....	.....	-194	.....	.....	-194	-194
Loan Guarantees to Israel .....	.....	.....	.....	-1,379	-1,379	-1,379
Urban and Environmental Credit Guaranteed Loans .....	1	3	2	-56	-55	-53
Microenterprise and Small Enterprise Development .....	(**)	(**)	.....	(**)	(**)	(**)
Development Credit Authority Loan Fund .....	-3	-7	-4	-54	-59	-62
Loan Guarantees to Egypt .....	.....	.....	.....	-458	-458	-458
Tunisia Loan Fund .....	.....	-122	.....	-12	-134	-134
Overseas Private Investment Corporation .....	-4	-30	9	125	99	95
Small Business Administration:						
Business Loan Fund .....	-99	245	664	-2,156	-1,812	-1,911
Independent Agencies:						
Export-Import Bank of the United States .....	-32	317	-253	-1,995	-1,646	-1,679
<b>Net Activity, Guaranteed Loan Financing .....</b>	<b>1,886</b>	<b>9,827</b>	<b>22,638</b>	<b>-10,369</b>	<b>-2,427</b>	<b>-541</b>

**Table 6. Schedule E-Net Activity, Guaranteed and Direct Loan Financing, June 2014 and Other Periods —Continued**

Classification	[\$ millions]					
	Net Transactions (-) denotes net reduction of assets accounts			Account Balances Current Fiscal Year		
	This Month	Fiscal Year to Date		Beginning of		Close of This Month
This Year		Prior Year	This Year	This Month		
<b>Direct Loan Financing Activity:</b>						
Department of Agriculture:						
Farm Service Agency:						
Agricultural Credit Insurance Fund.....	111	64	-243	6,949	6,902	7,013
Farm Storage Facility Loans.....	-3	35	21	742	780	777
Apple Loans Fund.....	(**)	(**)	(**)	(**)	(**)	(**)
Emergency Boll Weevil Loan Fund.....	(**)	(**)	.....	3	3	3
Rural Housing Service:						
Rural Community Facility Loans Fund.....	-1	115	251	4,577	4,694	4,692
Rural Housing Insurance Fund.....	-30	-419	-416	15,356	14,967	14,937
Multifamily Housing Revitalization Loan Account.....	1	4	18	197	200	202
Rural Business-Cooperative Service:						
Rural Business and Industry Loan Fund.....	(**)	-1	-3	45	44	44
Rural Development Loan Fund.....	-2	-14	-13	298	286	284
Rural Economic Development Loan Fund.....	(**)	17	5	111	127	128
Rural Microenterprise Investment Loans.....	(**)	2	3	17	19	19
Rural Utilities Service:						
Rural Water and Waste Disposal Loans.....	-36	-101	-248	10,199	10,133	10,097
Rural Electrification and Telecommunications Fund.....	35	1,519	1,512	48,457	49,941	49,976
Rural Telephone Bank.....	-3	-40	-53	293	257	253
Distance Learning and Telemedicine Program.....	-4	22	100	1,145	1,170	1,166
Rural Development Insurance Fund.....	.....	.....	.....	1,065	1,065	1,065
Foreign Agricultural Service:						
P.L.I. 480 Direct Loan Fund.....	-1	-151	-80	783	633	632
International Debt Reduction.....	-1	-6	-10	5	-1	-1
Department of Commerce:						
National Oceanic and Atmospheric Administration:						
Fisheries Finance.....	-3	-24	-24	525	503	500
Department of Defense-Military Programs.....	-6	44	149	1,173	1,223	1,217
Department of Education:						
Office of Postsecondary Education:						
College Housing and Academic Facilities Loans.....	(**)	-1	-3	5	4	4
Historically Black College and University Capital Financing Fund.....	21	89	165	939	1,007	1,028
Office of Student Financial Assistance:						
Federal Direct Student Loans.....	-3,640	61,420	89,819	674,580	739,641	736,000
Teach Grant Loans.....	12	53	80	453	494	506
Temporary Student Loan Purchase Authority.....	328	-6,560	-8,916	107,415	100,527	100,855
Department of Energy:						
Advanced Technology Vehicles Manufacturing Loans.....	-163	-472	-6	5,651	5,342	5,179
Title 17 Innovative Technology Loans.....	17	1,393	2,246	6,726	8,102	8,118
Department of Health and Human Services:						
Consumer Operated and Oriented Plan.....	16	244	285	417	644	661
Consumer Operated and Oriented Plan Prog. Contingency Fund.....	2	21	.....	1	20	23
Department of Homeland Security:						
Disaster Assistance Loan Fund.....	(**)	12	-6	39	52	52
Department of Housing and Urban Development:						
Housing Programs:						
Emergency Homeowners' Relief Fund.....	(**)	-1	(**)	2	1	1
FHA-Mutual Mortgage Insurance Loans.....	.....	(**)	(**)	-5	-5	-5
FHA-General and Special Risk Fund.....	.....	.....	.....	(**)	(**)	(**)
Green Retrofit Program for Multifamily Housing Fund.....	-1	-5	-3	6	2	1

**Table 6. Schedule E-Net Activity, Guaranteed and Direct Loan Financing, June 2014 and Other Periods —Continued**

Classification	[\$ millions]					
	Net Transactions (-) denotes net reduction of assets accounts			Account Balances Current Fiscal Year		
	This Month	Fiscal Year to Date		Beginning of		Close of This Month
This Year		Prior Year	This Year	This Month		
<b>Direct Loan Financing Activity:—Continued</b>						
Department of the Interior:						
Bureau of Reclamation .....	(**)	-3	-3	36	33	33
Bureau of Indian Affairs .....	(**)	-1	-1	4	3	3
Assistance to American Samoa Loan Fund .....	.....	-1	-1	9	8	8
Department of State:						
Administration of Foreign Affairs:						
Repatriation Loans .....	-1	-1	(**)	1	(**)	(**)
Department of Transportation:						
Federal Highway Administration:						
Transportation Infrastructure Finance and Innovation Fund .....	91	872	548	5,677	6,458	6,549
Tiger Tifia Loan Fund .....	5	21	.....	401	418	423
Federal Railroad Administration:						
Railroad Rehabilitation and Improvement Loan Fund .....	-4	-2	61	810	812	808
Department of the Treasury:						
Departmental Offices:						
Community Development Financial Institutions Fund .....	1	14	(**)	38	51	52
GSE Mortgage-Backed Securities Purchase Program .....	.....	.....	.....	4,613	4,613	4,613
Temporary Credit and Liquidity Program .....	-8	-688	-4,417	8,458	7,779	7,771
Troubled Asset Relief Program .....	-17	-7,837	-17,733	9,735	1,915	1,898
Small Business Lending Program .....	-18	-379	-354	3,639	3,279	3,260
Bureau of the Fiscal Service:						
Financial Management Service .....	.....	.....	.....	(**)	(**)	(**)
Department of Veterans Affairs:						
Veterans Benefits Administration:						
Veterans Housing Benefit Program Fund .....	-6	-43	-96	570	532	527
Native American Veteran Housing Fund .....	(**)	-1	2	62	62	62
Transitional Housing Loans .....	(**)	(**)	(**)	(**)	(**)	(**)
Vocational Rehabilitation Loan Fund .....	(**)	(**)	(**)	1	1	1
Environmental Protection Agency:						
Abatement, Control, and Compliance Loan Program .....	.....	(**)	(**)	(**)	(**)	(**)
International Assistance Program:						
International Security Assistance:						
Foreign Military Loan Program .....	.....	.....	.....	-27	-27	-27
Military Debt Reduction .....	.....	.....	.....	36	36	36
Agency for International Development:						
International Debt Reduction .....	-11	-23	-25	116	104	93
Overseas Private Investment Corporation .....	-14	-48	108	1,359	1,325	1,311
International Monetary Programs .....	-2	-11	-7	-60	-68	-70
Small Business Administration:						
Business Loan Fund .....	(**)	18	8	124	142	142
Disaster Loan Fund .....	-42	-354	-174	5,858	5,546	5,505
Independent Agencies:						
Export-Import Bank of the United States .....	427	1,414	4,064	17,086	18,073	18,501
Federal Communications Commission:						
Spectrum Auction Loan Fund .....	(**)	3	-2	-6	-3	-3
<b>Net Activity, Direct Loan Financing .....</b>	<b>-2,949</b>	<b>50,207</b>	<b>66,608</b>	<b>946,711</b>	<b>999,867</b>	<b>996,918</b>

Note: Federal credit programs provide benefits to the public in the form of direct loans and loan guarantees. This table reflects cash transactions and balances of the nonbudgetary financing fund accounts that result from the disbursement of loans, collection of fees, repayment of principle, sale of collateral, interest, and subsidy received from the credit program accounts at net present value in accordance with the Credit Reform Act of 1990. Unreimbursed costs such as administrative expenses and subsidy payments are reported on a cash basis and included within each program's budgetary totals in Table 5.

... No Transactions

(\*\*) Less than \$500,000

Note: Details may not add to totals due to rounding.

**Table 7. Receipts and Outlays of the U.S. Government by Month, Fiscal Year 2014**

Classification	[\$ millions]												Fiscal Year to Date	Comparable Period Prior F.Y.	
	Oct.	Nov.	Dec.	Jan.	Feb.	March	April	May	June	July	Aug.	Sept.			
<b>Receipts:</b>															
Individual Income Taxes .....	99,106	82,711	124,608	169,388	37,956	71,145	238,164	79,945	142,735					1,045,759	992,168
Corporation Income Taxes.....	6,475	498	62,287	8,147	8,015	32,133	39,253	8,031	70,178					235,018	205,591
<b>Social Insurance and Retirement Receipts:</b>															
Employment and General Retirement.....	67,580	72,817	75,820	90,888	73,864	89,569	102,538	75,668	88,551					737,295	666,958
Unemployment Insurance.....	3,340	4,590	472	5,497	3,694	473	9,574	15,591	1,382					44,613	46,137
Other Retirement .....	293	273	273	266	319	308	252	311	277					2,572	2,674
Excise Taxes .....	5,852	6,938	6,418	6,540	6,238	6,375	7,505	5,697	6,449					58,012	59,369
Estate and Gift Taxes .....	1,772	2,109	1,406	1,248	1,062	1,152	2,402	1,432	1,353					13,935	14,953
Customs Duties .....	3,166	2,848	2,833	3,000	2,484	2,475	2,886	2,434	2,600					24,725	23,131
Miscellaneous Receipts .....	11,344	9,668	9,105	11,024	10,718	12,216	11,662	10,781	10,120					96,637	76,162
<b>Total--Receipts This Year.....</b>	<b>198,927</b>	<b>182,453</b>	<b>283,221</b>	<b>295,997</b>	<b>144,349</b>	<b>215,846</b>	<b>414,237</b>	<b>199,889</b>	<b>323,646</b>					<b>2,258,565</b>	<b>.....</b>
(On-Budget).....	148,871	128,657	228,231	226,228	86,974	145,924	335,529	140,789	255,321					1,696,524	.....
(Off-Budget).....	50,056	53,796	54,990	69,769	57,375	69,922	78,708	59,100	68,325					562,041	.....
<i>Total--Receipts Prior Year .....</i>	<i>184,316</i>	<i>161,730</i>	<i>269,508</i>	<i>272,225</i>	<i>122,815</i>	<i>186,018</i>	<i>406,723</i>	<i>197,182</i>	<i>286,627</i>					<i>.....</i>	<i>2,087,143</i>
<i>(On Budget).....</i>	<i>144,166</i>	<i>118,561</i>	<i>230,049</i>	<i>207,810</i>	<i>67,807</i>	<i>120,570</i>	<i>332,553</i>	<i>139,762</i>	<i>220,392</i>					<i>.....</i>	<i>1,581,669</i>
<i>(Off Budget).....</i>	<i>40,150</i>	<i>43,169</i>	<i>39,459</i>	<i>64,415</i>	<i>55,008</i>	<i>65,448</i>	<i>74,170</i>	<i>57,420</i>	<i>66,235</i>					<i>.....</i>	<i>505,474</i>
<b>Outlays:</b>															
Legislative Branch .....	358	344	329	340	311	374	323	337	325					3,040	3,286
Judicial Branch .....	573	533	532	677	501	604	542	534	578					5,074	5,262
<b>Department of Agriculture:</b>															
Commodity Credit Corporation and Foreign Agricultural Service.....	5,623	2,493	1,219	882	497	-515	-88	115	383					10,611	10,176
Other .....	12,287	11,367	12,663	11,542	10,553	11,497	10,656	9,903	10,872					101,340	114,649
Department of Commerce.....	512	625	669	615	614	816	668	623	631					5,775	6,962
<b>Department of Defense:</b>															
<b>Military Programs:</b>															
Military Personnel .....	24,883	16,043	11,041	10,843	11,017	6,764	10,763	16,299	6,492					114,145	115,824
Operation and Maintenance.....	19,727	18,718	19,947	18,949	20,098	20,518	20,847	21,030	20,021					179,856	195,585
International Reconstruction and Other Assistance .....	(**)	1	.....	.....	(**)	(**)	(**)	(**)	.....					1	4
Procurement .....	7,111	7,301	10,524	14,086	7,279	10,071	9,785	7,029	8,618					81,805	85,178
Research, Development, Test, and Evaluation.....	4,437	4,569	6,587	4,030	5,470	6,112	5,943	4,678	5,830					47,654	49,247
Military Construction .....	842	868	807	899	633	744	836	732	845					7,207	9,014
Family Housing.....	104	118	113	69	118	-210	124	395	141					971	1,477
Revolving and Management Funds .....	203	197	885	1,780	-320	543	-712	-525	-470					1,581	2,197
Other .....	84	-605	-14	-185	66	346	-386	-748	282					-1,160	-853
<b>Total Military Programs.....</b>	<b>57,391</b>	<b>47,209</b>	<b>49,890</b>	<b>50,472</b>	<b>44,361</b>	<b>44,888</b>	<b>47,200</b>	<b>48,891</b>	<b>41,759</b>					<b>432,060</b>	<b>457,671</b>
Department of Education .....	2,857	5,503	5,620	760	4,760	6,161	5,175	5,164	10,969					46,969	26,998
Department of Energy.....	2,331	1,809	2,192	1,783	1,644	2,049	2,023	1,710	1,894					17,436	19,026
<b>Department of Health and Human Services:</b>															
National Institutes of Health.....	2,169	2,719	2,406	2,239	2,322	2,629	2,929	2,471	2,541					22,425	23,148
<b>Centers for Medicare and Medicaid Services:</b>															
Grants to States for Medicaid .....	24,594	20,620	23,002	24,000	24,274	23,847	24,904	25,709	27,165					218,115	198,091
Federal Hospital Ins. Trust Fund.....	21,717	26,638	16,432	28,326	22,512	15,619	22,470	29,555	15,213					198,482	204,015
Federal Supp. Med. Ins. Trust Fund .....	22,031	37,847	15,410	41,359	23,790	14,750	28,333	40,110	15,127					238,757	230,882
Other .....	24,908	27,478	17,645	28,403	19,113	18,924	29,857	25,028	20,796					212,152	191,261
Administration for Children and Families.....	3,647	3,955	4,287	4,322	3,805	4,181	4,277	3,981	4,047					36,501	37,288
Other .....	-22,434	-30,459	-20,473	-35,463	-23,585	-20,302	-33,417	-31,422	-24,668					-242,223	-225,216
Department of Homeland Security.....	3,592	3,598	3,674	3,573	3,045	4,022	3,218	3,074	3,626					31,424	45,018
Department of Housing and Urban Development .....	2,916	3,383	3,226	3,255	3,301	6,091	3,197	1,042	3,133					29,543	23,167
Department of the Interior .....	1,194	959	435	834	667	1,061	1,256	788	1,180					8,373	6,669
Department of Justice.....	2,830	2,503	69	2,316	1,551	3,305	2,610	1,975	1,946					19,104	22,129
<b>Department of Labor:</b>															
Unemployment Trust Fund .....	5,122	4,627	5,154	4,794	4,057	3,755	3,876	3,235	2,822					37,442	56,912
Other .....	-1,235	1,125	1,735	1,269	1,061	746	8	1,141	1,051					6,900	6,296
Department of State.....	2,218	2,488	2,362	1,689	1,424	2,361	3,000	1,650	1,824					19,015	17,703
<b>Department of Transportation:</b>															
Highway Trust Fund.....	4,104	3,535	3,492	2,437	2,205	2,727	3,079	2,727	4,354					28,658	27,670
Other .....	2,799	3,007	2,933	2,248	2,656	2,426	3,143	2,249	3,183					24,645	25,322
<b>Department of the Treasury:</b>															
Interest on Treasury Debt Securities (Gross).....	15,799	22,327	87,712	19,499	21,266	26,270	31,100	32,081	97,566					353,620	345,261
Other .....	2,248	2,330	-36,745	2,995	63,438	-8,958	11,809	6,483	-5,403					38,197	18,453



**Table 7. Receipts and Outlays of the U.S. Government by Month, Fiscal Year 2014 —Continued**

Classification	[\$ millions]												Fiscal Year to Date	Comparable Period Prior F.Y.	
	Oct.	Nov.	Dec.	Jan.	Feb.	March	April	May	June	July	Aug.	Sept.			
<b>Outlays:—Continued</b>															
<b>Department of Veterans Affairs:</b>															
Compensation and Pensions.....	5,719	10,576	5,697	5,613	5,982	740	5,850	11,083	610					51,872	47,730
National Service Life.....	83	64	65	76	73	89	94	79	66					688	726
Other.....	6,324	6,314	5,884	7,511	5,928	7,402	7,000	6,434	5,526					58,324	53,892
Corps of Engineers.....	725	529	513	474	455	545	524	622	488					4,875	4,883
Other Defense Civil Programs.....	5,403	9,112	5,986	5,347	4,844	460	3,152	8,398	495					43,197	42,944
Environmental Protection.....	790	730	613	823	601	626	774	624	797					6,378	7,212
Executive Office of the President.....	23	34	29	39	29	27	34	30	26					270	281
General Services Administration.....	76	-21	-158	64	-134	-140	127	80	-153					-260	-221
<b>International Assistance Program:</b>															
International Security Assistance.....	1,212	851	1,365	634	2,613	541	454	619	1,092					9,381	7,902
Multilateral Assistance.....	3	249	158	20	1	21	153	322	1,389					2,316	2,720
Agency for International Development.....	469	365	399	537	671	231	159	731	437					4,000	4,121
Other.....	-259	-691	539	-61	13	207	-27	15	-375					-639	1,016
National Aeronautics and Space Administration.....	968	1,617	1,880	1,160	1,252	1,593	1,255	1,344	1,410					12,480	12,321
National Science Foundation.....	504	653	480	486	510	498	534	520	612					4,796	5,157
Office of Personnel Management.....	7,662	7,216	6,652	7,766	6,857	7,538	8,206	6,929	6,733					65,559	62,297
Small Business Administration.....	89	96	81	76	-709	84	77	86	79					-42	164
<b>Social Security Administration:</b>															
Federal Old-Age and Survivors Ins. Trust Fund (Off-Budget).....	56,690	57,026	57,579	58,152	58,229	58,718	58,867	59,012	63,509					527,784	501,041
Federal Disability Ins. Trust Fund (Off-Budget).....	11,755	12,003	11,718	11,966	11,923	12,205	12,184	12,123	12,521					108,398	106,998
Other.....	4,475	8,799	4,761	4,631	4,607	98	4,644	9,156	81					41,252	40,092
<b>Independent Agencies:</b>															
<b>Fed. Deposit Ins. Corp.:</b>															
Deposit Insurance Fund.....	-58	-676	-3,032	375	-1,143	-1,904	182	-435	-2,812					-9,503	5,021
FSLIC Resolution Fund.....	(**)	(**)	-2	1	(**)	(**)	(**)	(**)	-2					-2	180
<b>Postal Service:</b>															
<b>Off-Budget:</b>															
Public Enterprise Funds.....	429	-805	-1,105	436	-456	-51	-730	-269	-255					-2,806	-2,679
Other.....	4	71	.....	10	171	(**)	.....	.....	.....					256	255
Other.....	78	.....	(**)	(**)	(**)	(**)	(**)	(**)	(**)					78	78
Tennessee Valley Authority.....	3	-459	-186	-250	-204	-89	-44	-126	164					-1,191	416
Other Independent Agencies.....	994	1,955	960	2,698	2,831	1,807	2,150	2,643	-2,351					13,687	19,014
<b>Undistributed Offsetting Receipts:</b>															
Employer Share, Employee Retirement.....	-19,361	-5,246	-5,240	-5,636	-5,240	-5,580	-5,047	-5,758	-5,316					-62,424	-64,459
Interest Received by Trust Funds.....	5,134	-1,150	-70,528	-1,337	-1,487	-1,725	-4,762	-3,340	-72,867					-152,060	-151,421
Rents and Royalties on Outer Continental Shelf Lands.....	-571	-93	-980	-531	-481	-541	-575	-213	-1,693					-5,678	-6,228
Sale of Major Assets.....	.....	.....	.....	.....	.....	.....	.....	.....	.....					.....	-2,588
Other.....	(**)	(**)	(**)	.....	.....	.....	.....	.....	(**)	(**)				(**)	(**)
<b>Totals This Year:</b>															
Total Outlays.....	289,511	317,679	230,001	306,247	337,880	252,732	307,383	329,860	253,127					2,624,420	.....
(On-Budget).....	225,419	250,867	212,435	244,403	269,430	183,524	245,856	260,468	228,600					2,121,000	.....
(Off-Budget).....	64,093	66,813	17,566	61,844	68,450	69,208	61,527	69,392	24,528					503,421	.....
Total-Surplus (+) or Deficit (-).....	-90,584	-135,226	+53,220	-10,250	-193,532	-36,886	+106,853	-129,971	+70,519					-365,855	.....
(On-Budget).....	-76,547	-122,210	+15,796	-18,174	-182,457	-37,600	+89,673	-119,679	+26,721					-424,475	.....
(Off-Budget).....	-14,037	-13,017	+37,424	+7,925	-11,075	+713	+17,181	-10,292	+43,798					+58,620	.....
Total Borrowing from the Public.....	204,141	93,153	73,643	-48,518	183,562	126,952	-115,417	34,692	34,376					586,582	633,003
Total-Outlays Prior Year.....	304,311	333,841	270,699	269,340	326,354	292,548	293,834	335,914	170,126					.....	2,596,966
(On-Budget).....	255,939	278,998	267,740	212,015	260,700	226,200	236,743	269,499	150,562					.....	2,158,397
(Off-Budget).....	48,372	54,844	2,959	57,324	65,653	66,348	57,091	66,415	19,564					.....	438,569
Total-Surplus (+) or Deficit (-) Prior Year.....	-119,995	-172,112	-1,191	+2,886	-203,539	-106,530	+112,889	-138,732	+116,501					.....	-509,823
(On-Budget).....	-111,774	-160,437	-37,691	-4,205	-192,894	-105,630	+95,810	-129,737	+69,830					.....	-576,728
(Off-Budget).....	-8,222	-11,675	+36,500	+7,091	-10,645	-900	+17,079	-8,995	+46,672					.....	+66,905

... No Transactions  
 (\*\*) Less than \$500,000

Note: Details may not add to totals due to rounding.

**Table 8. Trust Fund Impact on Budget Results and Investment Holdings as of June 30, 2014**

[\$ millions]

Classification	This Month			Fiscal Year to Date			Securities Held as Investments Current Fiscal Year		
	Receipts	Outlays	Excess	Receipts	Outlays	Excess	Beginning of		Close of This Month
							This Year	This Month	
<b>Trust Receipts, Outlays, and Investments Held:</b>									
Airport and Airway .....	1,170	1,237	-67	9,434	9,800	-366	11,808	11,862	12,048
Black Lung Disability.....	33	18	15	401	167	234	.....	.....	.....
Federal Disability Insurance.....	11,907	12,521	-614	87,917	108,398	-20,480	100,791	80,757	80,178
Federal Employees Life and Health.....	.....	-70	70	.....	-1,128	1,128	65,380	66,211	66,280
Federal Employees Retirement .....	17,749	6,714	11,035	52,924	60,308	-7,384	737,855	842,616	853,648
Federal Hospital Insurance .....	28,879	15,386	13,493	206,367	199,495	6,872	206,010	199,291	212,682
Federal Old-Age and Survivors Insurance .....	107,666	63,509	44,156	604,334	527,784	76,550	2,655,599	2,687,933	2,732,025
Federal Supplementary Medical Insurance.....	24,137	15,127	9,010	246,075	238,754	7,321	67,385	68,131	77,336
Hazardous Substance Superfund .....	2	89	-87	1,032	583	449	3,187	3,750	3,651
Highways .....	2,804	5,516	-2,712	38,109	36,095	2,014	1,957	9,966	6,896
Military Advances.....	2,872	2,409	463	21,397	19,906	1,491	.....	.....	.....
Military Retirement.....	3,306	455	2,851	102,071	41,492	60,579	421,327	483,111	486,251
Railroad Retirement.....	5,201	1,266	3,935	13,400	10,108	3,292	2,372	2,515	2,665
Unemployment .....	1,802	2,828	-1,026	51,220	37,518	13,702	29,478	37,016	36,063
Veterans Life Insurance.....	127	27	100	293	723	-431	8,180	7,651	7,748
All Other Trust .....	552	649	-96	5,544	4,448	1,096	23,968	24,976	25,040
<b>Total Trust Fund Receipts and Outlays and Investments Held from Table 6-D.....</b>	<b>208,208</b>	<b>127,682</b>	<b>80,526</b>	<b>1,440,518</b>	<b>1,294,452</b>	<b>146,066</b>	<b>4,335,297</b>	<b>4,525,785</b>	<b>4,602,512</b>
Less: Interfund Transactions.....	113,640	113,640	.....	615,657	615,657	.....	.....	.....	.....
Trust Fund Receipts and Outlays on the Basis of Tables 4 & 5 .....	94,568	14,042	80,526	824,861	678,795	146,066	.....	.....	.....
<b>Total Federal Fund Receipts and Outlays.....</b>	<b>229,244</b>	<b>239,250</b>	<b>-10,008</b>	<b>1,434,368</b>	<b>1,946,290</b>	<b>-511,922</b>	.....	.....	.....
Less: Interfund Transactions.....	165	165	.....	665	665	.....	.....	.....	.....
Federal Fund Receipts and Outlays on the Basis of Table 4 & 5.....	229,079	239,087	-10,008	1,433,703	1,945,625	-511,922	.....	.....	.....
<b>Net Budget Receipts &amp; Outlays .....</b>	<b>323,646</b>	<b>253,127</b>	<b>70,519</b>	<b>2,258,565</b>	<b>2,624,420</b>	<b>-365,855</b>	.....	.....	.....

Note: Interfund receipts and outlays are transactions between Federal funds and trust funds such as Federal payments and contributions, and interest and profits on investments in Federal securities. They have no net effect on overall budget receipts and outlays since the receipt side of such transactions is offset against budget outlays. In this table, Interfund receipts are shown as an adjustment to arrive at total receipts and outlays of trust funds respectively.

... No Transactions  
Note: Details may not add to totals due to rounding.

**Table 9. Summary of Receipts by Source, and Outlays by Function of the U.S. Government, June 2014 and Other Periods**

[\$ millions]

Classification	This Month	Fiscal Year to Date	Comparable Period Prior Fiscal Year
<b>Net Receipts</b>			
Individual Income Taxes.....	142,735	1,045,759	992,168
Corporation Income Taxes.....	70,178	235,018	205,591
<b>Social Insurance and Retirement Receipts:</b>			
Employment and General Retirement.....	88,551	737,295	666,958
Unemployment Insurance.....	1,382	44,613	46,137
Other Retirement.....	277	2,572	2,674
Excise Taxes .....	6,449	58,012	59,369
Estate and Gift Taxes .....	1,353	13,935	14,953
Customs Duties .....	2,600	24,725	23,131
Miscellaneous Receipts .....	10,120	96,637	76,162
<b>Total.....</b>	<b>323,646</b>	<b>2,258,565</b>	<b>2,087,143</b>
<b>Net Outlays</b>			
National Defense .....	43,690	452,319	478,458
International Affairs.....	4,259	34,682	33,678
General Science, Space, and Technology.....	2,412	20,604	20,929
Energy .....	1,303	3,309	8,873
Natural Resources and Environment .....	2,742	25,218	27,231
Agriculture .....	1,122	24,242	30,074
Commerce and Housing Credit.....	-13,337	-87,421	-89,737
Transportation .....	8,604	64,874	64,901
Community and Regional Development.....	1,748	15,829	26,511
Education, Training, Employment and Social Services.....	13,268	70,371	50,788
Health .....	36,528	297,670	267,488
Medicare.....	23,640	373,107	368,394
Income Security.....	23,219	407,323	424,626
Social Security.....	76,040	636,182	608,021
Veterans Benefits and Services.....	6,261	111,283	102,756
Administration of Justice.....	4,477	38,195	40,589
General Government .....	1,535	12,975	19,367
Net Interest.....	22,625	191,760	187,293
Undistributed Offsetting Receipts .....	-7,008	-68,102	-73,274
<b>Total.....</b>	<b>253,127</b>	<b>2,624,420</b>	<b>2,596,966</b>

Note: Details may not add to totals due to rounding.

# Explanatory Notes

## 1. Flow of Data into Monthly Treasury Statement

The *Monthly Treasury Statement (MTS)* is assembled from data in the central accounting system. The major sources of data include monthly accounting reports by Federal entities and disbursing officers, and daily reports from the Federal Reserve banks. These reports detail accounting transactions affecting receipts and outlays of the Federal Government and off-budget Federal entities, and their related effect on the assets and liabilities of the U.S. Government. Information is presented in the *MTS* on a modified cash basis.

## 2. Notes on Receipts

Receipts included in the report are classified into the following major categories: (1) budget receipts and (2) offsetting collections (also called applicable receipts). Budget receipts are collections from the public that result from the exercise of the Government's sovereign or governmental powers, excluding receipts offset against outlays. These collections, also called governmental receipts, consist mainly of tax receipts (including social insurance taxes), receipts from court fines, certain licenses, and deposits of earnings by the Federal Reserve System. Refunds of receipts are treated as deductions from gross receipts.

Offsetting collections are from other Government accounts or the public that are of a business-type or market-oriented nature. They are classified into two major categories: (1) offsetting collections credited to appropriations or fund accounts, and (2) offsetting receipts (i.e., amounts deposited in receipt accounts). Collections credited to appropriation or fund accounts normally can be used without appropriation action by Congress. These occur in two instances: (1) when authorized by law, amounts collected for materials or services are treated as reimbursements to appropriations and (2) in the three types of revolving funds (public enterprise, intra governmental, and trust); collections are netted against spending, and outlays are reported as the net amount.

Offsetting receipts in receipt accounts cannot be used without being appropriated. They are subdivided into two categories: (1) proprietary receipts - these collections are from the public and they are offset against outlays by agency and by function, and (2) intra governmental funds - these are payments into receipt accounts from Governmental appropriation or fund accounts. The transactions may be intrabudgetary when the payment and receipt both occur within the budget or from receipts from off-budget Federal entities in those cases where payment is made by a Federal entity whose budget authority and outlays are excluded from the budget totals.

Intrabudgetary transactions are subdivided into three categories: (1) interfund transactions, where the payments are from one fund group (either Federal funds or trust funds) to a receipt account in the other fund group; (2) Federal intrafund transactions, where the payments and receipts both occur within the Federal fund group; and (3) trust intrafund transactions, where the payments and receipts both occur within the trust fund group.

Offsetting receipts are generally deducted from budget authority and outlays by function, by subfunction, or by agency. There are four types of receipts, however, that are deducted from budget totals as undistributed offsetting receipts. They are: (1) agencies' payments (including payments by off-budget Federal entities) as employers into employees retirement funds, (2) interest received by trust funds, (3) rents and royalties on the Outer Continental Shelf lands, and (4) other interest (i.e., interest collected on Outer Continental Shelf money in deposit funds when such money is transferred into the budget).

## 3. Notes on Outlays

Outlays are generally accounted for on the basis of checks issued, electronic funds transferred, or cash payments made. Certain outlays do not require issuance of cash or checks. An example is charges made against appropriations for that part of employees' salaries withheld for taxes or savings bond allotments - these are counted as payments to the employee and credits for whatever purpose the money was withheld. Outlays are stated net of offsetting collections (including receipts of revolving and management funds) and of refunds. Interest on the public debt (public issues) is recognized on the accrual basis. Federal credit programs subject to the Federal Credit Reform Act of 1990 use the cash

basis of accounting and are divided into two components. The portion of the credit activities that involve a cost to the Government (mainly subsidies) is included within the budget program accounts. The remaining portion of the credit activities are in non-budget financing accounts. Outlays of off-budget Federal entities are excluded by law from budget totals. However, they are shown separately and combined with the on-budget outlays to display total Federal outlays.

## 4. Processing

The data on payments and collections are reported by account symbol into the central accounting system. In turn, the data are extracted from this system for use in the preparation of the *MTS*.

There are two major checks which are conducted to assure consistency of the data reported:

1. Verification of payment data. The monthly payment activity reported by Federal entities on the Statements of Transactions is compared to the payment activity of Federal entities as reported by disbursing officers.
2. Verification of collection data. Reported collections appearing on Statements of Transactions are compared to deposits as reported by Federal Reserve Banks.

## 5. Other Sources of Information About Federal Government Financial Activities

- *A Glossary of Terms Used in the Federal Budget Process, 2005* (Available from the U.S. Government Accountability Office, at <http://www.gao.gov/new.items/do5734sp.pdf>/September, or by calling 202-512-6000. This glossary provides a basic reference document of standardized definitions of terms used by the Federal Government in the budget making process).
- *Daily Treasury Statement* (Available on the internet at <http://www.fms.treas.gov/dts/>). The *Daily Treasury Statement* is published each working day of the Federal Government and provides data on the cash and debt operations of the Treasury.
- *Monthly Statement of the Public Debt of the United States* (Available on the internet at <http://www.treasurydirect.gov/govt/reports/pd/mspd/mspd.htm>). This publication provides detailed information concerning the public debt.
- *Treasury Bulletin* (Available from GPO, Washington, D.C. 20401 on a subscription or single copy and on the internet at <http://fms.treas.gov/bulletin/index.html>). Quarterly, contains a mix of narrative, tables, and charts on Treasury issues, Federal financial operations, international statistics, and special reports.
- *Budget of the United States Government, Fiscal Year 20\_\_* (Available from GPO, Washington, D.C. 20401 on a subscription basis only and on the internet at <http://www.access.gpo.gov/usbudget>). This publication is a single volume which provides budget information and contains:
  - *Appendix, The Budget of the United States Government, FY 20\_\_*
  - *The United States Budget in Brief, FY 20\_\_*
  - *Analytical Perspectives*
  - *Historical Tables*
- *Combined Statement of Receipts, Outlays, and Balances of the United States Government* (Available from Bureau of the Fiscal Services, U.S. Department of Treasury, Washington, D.C. 20227 and on the internet at <http://fms.treas.gov/annualreport/index.html>). This report includes budgetary results at the summary level and presents individual receipt and appropriation accounts at the detail level.

**Scheduled Release**

**The release date for the July 2014 Statement  
will be 2:00 p.m. EST August 12, 2014.**

Internet service subscribers can access the current issue of the Monthly Treasury Statement through the Bureau of the Fiscal Service's website:

<http://www.fms.treas.gov/mts/index.html>