



# Monthly Treasury Statement

of Receipts and Outlays  
of the United States Government

For Fiscal Year 2018 Through July 31, 2018, and Other Periods

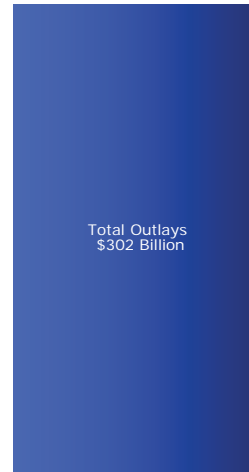

## Highlight

The budget estimates provided in Tables 2 and 3 are based on the Mid-Session Review of the FY 2019 Budget, which was released by the Office of Management and Budget on July 13, 2018.

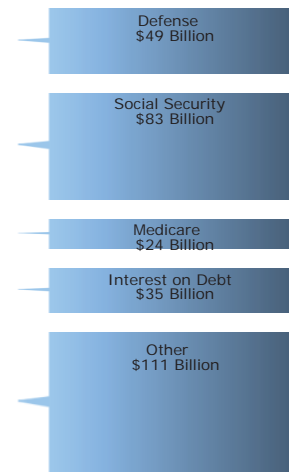
Outlays for Military active duty and retirement, Veterans' benefits, Supplemental Security Income, and Medicare payments to Health Maintenance Organizations and prescription drug plans accelerated into June, because July 1, 2018, the normal payment date, fell on a non-business day.

### Receipts, Outlays, and Surplus/Deficit for July 2018

Receipts by Source:

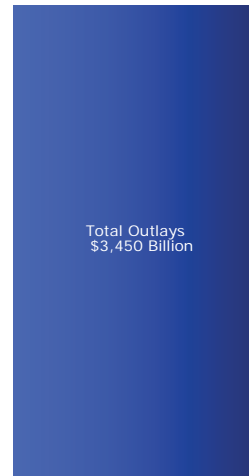


Outlays by Function:

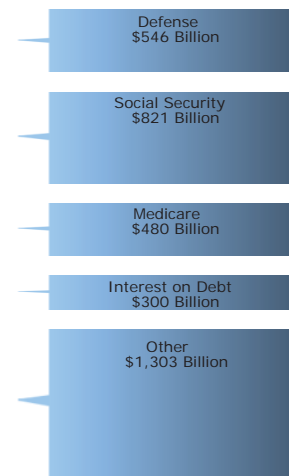


### Cumulative Receipts, Outlays, and Surplus/Deficit through Fiscal Year 2018

Receipts by Source:



Outlays by Function:



Compiled and Published by

*Department of the Treasury*  
**Bureau of the Fiscal Service**

<b>Contents</b>			
Summary	Page 2	Receipts/Outlays by Month	Page 31
Receipts	Page 6	Federal Trust Funds/Securities	Page 33
Outlays	Page 7	Receipts by Source/Outlays by Function	Page 34
Means of Financing	Page 21	Explanatory Notes	Page 35

## Introduction

The *Monthly Treasury Statement of Receipts and Outlays of the United States Government (MTS)* is prepared by the Bureau of the Fiscal Service, Department of the Treasury and, after approval by the Fiscal Assistant Secretary of the Treasury, is normally released on the 8th workday of the month following the reporting month. The publication is based on data provided by Federal entities, disbursing officers, and Federal Reserve banks.

### AUDIENCE

The *MTS* is published to meet the needs of those responsible for or interested in the cash position of the Treasury, those who are responsible or interested in the Government's budget results; and individuals and businesses whose operations depend upon or are related to the Government's financial operations.

### DISCLOSURE STATEMENT

This statement summarizes the financial activities of the Federal Government and off-budget Federal entities conducted in accordance with the Budget of the U.S. Government, i.e., receipts and outlays of funds, the surplus or deficit, and the means of financing the deficit or disposing of the surplus. Information is presented on a modified cash basis; receipts are accounted for on the basis of collections; refunds of receipts are treated as deductions from gross receipts; revolving and

management fund receipts, reimbursements and refunds of monies previously expended are treated as deductions from gross outlays; and interest on the public debt (public issues) is recognized on the accrual basis. Major information sources include accounting data reported by Federal entities, disbursing officers, and Federal Reserve banks.

### TRIAD OF PUBLICATIONS

The *MTS* is part of a triad of Treasury financial reports. The *Daily Treasury Statement* is published each working day of the Federal Government. It provides data on the cash and debt operations of the Treasury based upon reporting of the Treasury account balances by Federal Reserve banks. The *MTS* is a report of Government receipts and outlays, based on agency reporting. The *Combined Statement of Receipts, Outlays, and Balances of the United States Government* is the official publication of the detailed receipts and outlays of the Government. It is published annually in accordance with legislative mandates given to the Secretary of the Treasury.

### DATA SOURCES AND INFORMATION

The Explanatory Notes section of this publication provides information concerning the flow of data into the *MTS* and sources of information relevant to the *MTS*.

**Table 1. Summary of Receipts, Outlays, and the Deficit/Surplus of the U.S. Government, Fiscal Years 2017 and 2018, by Month**  
[\$ millions]

Period	Receipts	Outlays	Deficit/Surplus (-)
<b>FY 2017</b>			
October	221,692	267,523	45,831
November	199,875	336,544	136,669
December	319,204	346,541	27,337
January	344,069	292,812	-51,257
February	171,713	363,757	192,044
March	216,584	392,816	176,233
April	455,605	273,177	-182,428
May	240,418	328,841	88,423
June	338,660	428,894	90,233
July	232,040	274,980	42,939
August	226,311	334,000	107,689
September	348,722	340,837	-7,886
<b>Year-to-Date</b>	<b>3,314,894</b>	<b>3,980,720</b>	<b>665,826</b>
<b>FY 2018</b>			
October	235,341	298,555	63,214
November	208,374	346,922	138,547
December	325,797	348,989	23,192
January	361,038	311,801	-49,237
February	155,623	370,862	215,239
March	210,832	419,576	208,744
April	510,447	296,192	-214,255
May	217,075	363,871	146,796
June	316,278	391,136	74,858
July	225,266	302,131	76,865
<b>Year-to-Date</b>	<b>2,766,071</b>	<b>3,450,035</b>	<b>683,965</b>

Note: Details may not add to totals due to rounding.

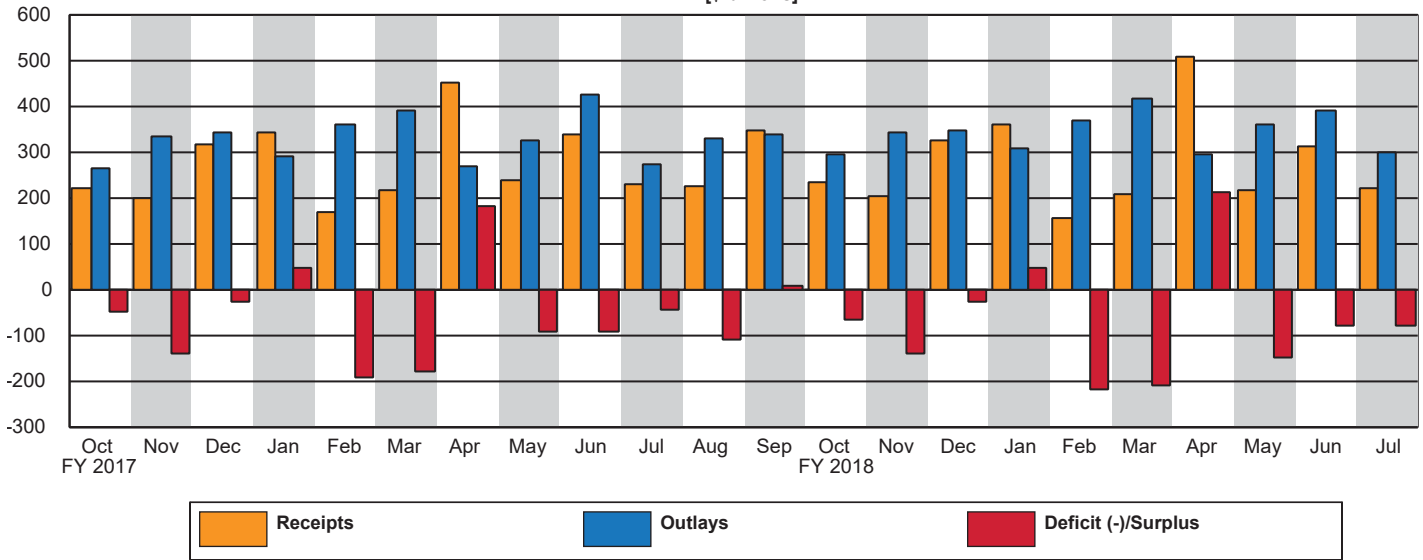
**Table 2. Summary of Budget and Off-Budget Results and Financing of the U.S. Government, July 2018 and Other Periods**

[\$ millions]					
Classification	This Month	Current Fiscal Year to Date	Budget Estimates Full Fiscal Year <sup>1</sup>	Comparable Prior Period Year to Date (2017)	Budget Estimates Next Fiscal Year (2019) <sup>1</sup>
<b>Total On-Budget and Off-Budget Results:</b>					
Total Receipts	225,266	2,766,071	3,321,924	2,739,861	3,424,384
On-Budget Receipts	158,870	2,053,906	2,467,372	2,026,457	2,513,323
Off-Budget Receipts	66,396	712,164	854,552	713,403	911,061
Total Outlays	302,131	3,450,035	4,171,026	3,305,883	4,509,641
On-Budget Outlays	228,731	2,764,023	3,320,421	2,659,444	3,599,751
Off-Budget Outlays	73,401	686,013	850,605	646,439	909,890
Total Surplus (+) or Deficit (-)	-76,865	-683,965	-849,102	-566,023	-1,085,257
On-Budget Surplus (+) or Deficit (-)	-69,861	-710,116	-853,049	-632,987	-1,086,428
Off-Budget Surplus (+) or Deficit (-)	-7,005	+26,152	+3,947	+66,964	+1,171
Total On-Budget and Off-Budget Financing	76,865	683,965	849,102	566,023	1,085,257
<b>Means of Financing:</b>					
Borrowing from the Public	103,330	894,634	1,127,331	182,282	1,185,254
Reduction of Operating Cash, Increase (-)	-25,354	-198,837	-190,678	164,288	.....
By Other Means	-1,110	-11,832	-87,550	219,453	-99,997

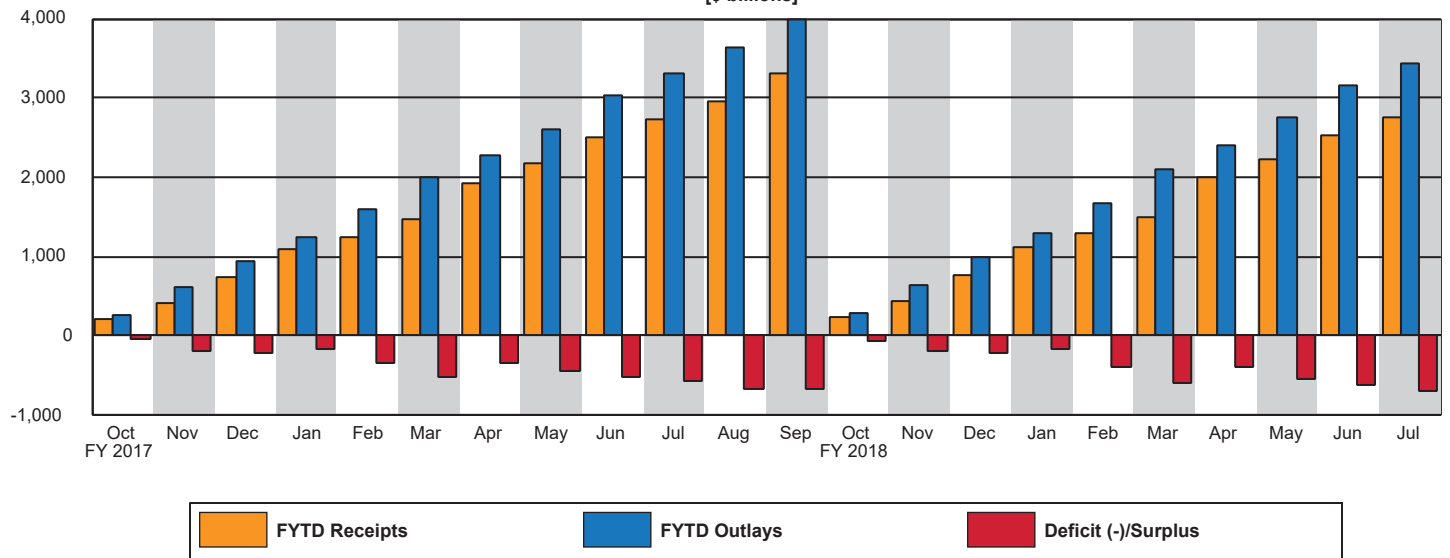
<sup>1</sup> These estimates are based on the FY 2019 Mid-Session Review, released by the Office of Management and Budget on July 13, 2018.

Note: Details may not add to totals due to rounding. ... No Transactions

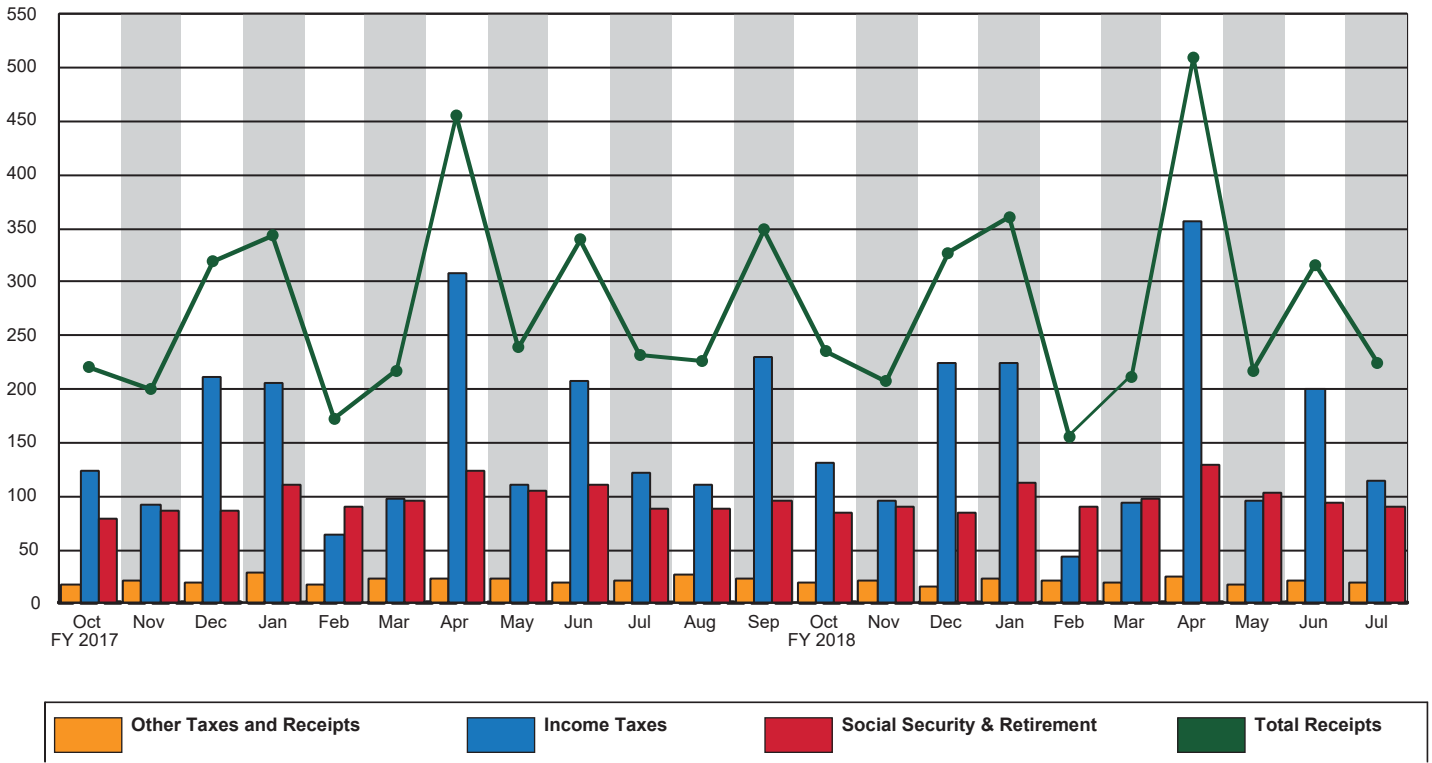
**Figure 1. Monthly Receipts, Outlays, and Budget Deficit/Surplus of the U.S. Government, Fiscal Years 2017 and 2018**  
[\$ billions]



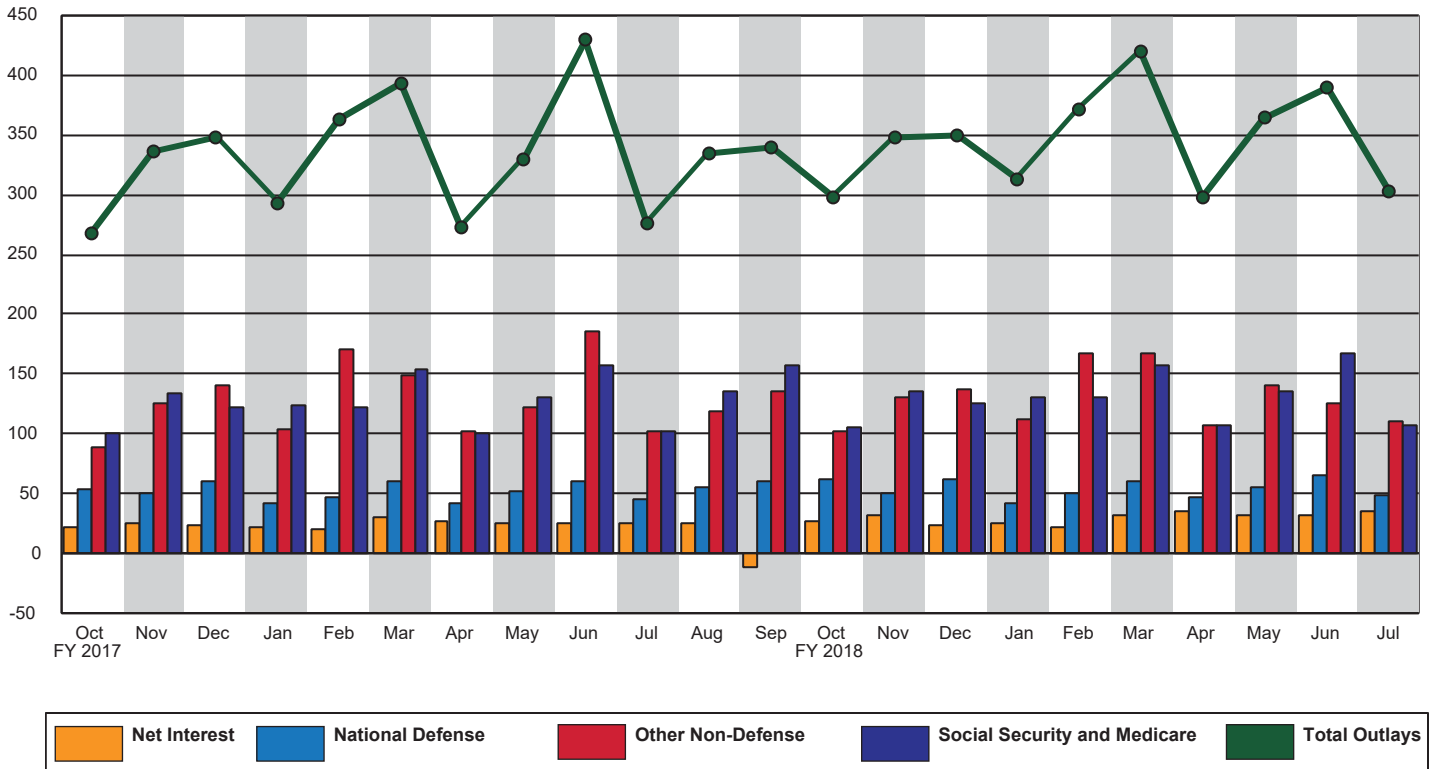
**Figure 2. Monthly Receipts, Outlays, and Budget Deficit/Surplus of the U.S. Government, Cumulative, Fiscal Years 2017 and 2018**  
[\$ billions]



**Figure 3. Monthly Receipts of the U.S. Government, by Source, Fiscal Years 2017 and 2018**  
[\$ billions]



**Figure 4. Monthly Outlays of the U.S. Government, by Function, Fiscal Years 2017 and 2018**  
[\$ billions]



**Table 3. Summary of Receipts and Outlays of the U.S. Government, July 2018 and Other Periods**

[\$ millions]				
Classification	This Month	Current Fiscal Year to Date	Comparable Prior Period Year to Date	Budget Estimates Full Fiscal Year <sup>1</sup>
<b>Budget Receipts</b>				
Individual Income Taxes	109,660	1,415,150	1,312,691	1,685,422
Corporation Income Taxes	4,296	166,004	232,294	204,252
Social Insurance and Retirement Receipts:				
Employment and General Retirement (Off-Budget)	66,396	712,164	713,403	854,552
Employment and General Retirement (On-Budget)	20,118	221,412	218,172	266,368
Unemployment Insurance	3,979	40,977	41,207	45,213
Other Retirement	389	3,701	3,497	4,678
Excise Taxes	7,716	70,755	65,187	92,039
Estate and Gift Taxes	1,783	18,761	19,407	22,519
Customs Duties	4,159	32,477	28,427	38,246
Miscellaneous Receipts	6,769	84,668	105,576	108,635
<b>Total Receipts</b>	<b>225,266</b>	<b>2,766,071</b>	<b>2,739,861</b>	<b>3,321,924</b>
<b>(On-Budget)</b>	<b>158,870</b>	<b>2,053,906</b>	<b>2,026,457</b>	<b>2,467,372</b>
<b>(Off-Budget)</b>	<b>66,396</b>	<b>712,164</b>	<b>713,403</b>	<b>854,552</b>
<b>Budget Outlays</b>				
Legislative Branch	447	3,910	3,743	5,477
Judicial Branch	644	6,466	6,272	8,370
Department of Agriculture	9,720	121,490	118,766	140,863
Department of Commerce	1,151	7,435	8,824	9,373
Department of Defense—Military Programs	43,165	492,875	465,532	592,569
Department of Education	4,194	50,899	94,334	63,884
Department of Energy	2,075	21,418	20,527	28,443
Department of Health and Human Services	67,867	918,956	889,497	1,151,628
Department of Homeland Security	5,052	58,890	39,394	78,117
Department of Housing and Urban Development	3,971	49,786	52,566	55,087
Department of the Interior	1,180	11,723	9,411	14,405
Department of Justice	3,213	29,675	26,145	37,017
Department of Labor	3,765	33,572	34,899	39,027
Department of State	1,726	20,703	21,143	28,806
Department of Transportation	8,817	61,364	62,483	79,300
Department of the Treasury:				
Interest on Treasury Debt Securities (Gross)	40,559	454,215	404,304	518,174
Other	7,224	136,148	117,009	105,865
Department of Veterans Affairs	7,965	146,511	138,164	178,729
Corps of Engineers	320	4,600	5,435	7,343
Other Defense Civil Programs	261	45,461	44,151	56,226
Environmental Protection Agency	618	6,751	6,801	8,023
Executive Office of the President	28	318	347	422
General Services Administration	-106	-448	-612	-269
International Assistance Programs	1,475	17,228	15,684	22,660
National Aeronautics and Space Administration	1,553	16,307	15,505	19,796
National Science Foundation	650	5,691	5,733	7,240
Office of Personnel Management	8,482	81,770	79,334	99,363
Small Business Administration	134	-188	261	133
Social Security Administration	83,485	864,217	828,393	1,040,486
Independent Agencies	3,820	6,957	11,211	18,508
Undistributed Offsetting Receipts:				
Interest	-4,465	-145,274	-143,625	-146,575
Other	-6,859	-79,391	-75,749	-97,464
<b>Total Outlays</b>	<b>302,131</b>	<b>3,450,035</b>	<b>3,305,883</b>	<b>4,171,026</b>
<b>(On-Budget)</b>	<b>228,731</b>	<b>2,764,023</b>	<b>2,659,444</b>	<b>3,320,421</b>
<b>(Off-Budget)</b>	<b>73,401</b>	<b>686,013</b>	<b>646,439</b>	<b>850,605</b>
<b>Surplus (+) or Deficit (-)</b>	<b>-76,865</b>	<b>-683,965</b>	<b>-566,023</b>	<b>-849,102</b>
<b>(On-Budget)</b>	<b>-69,861</b>	<b>-710,116</b>	<b>-632,987</b>	<b>-853,049</b>
<b>(Off-Budget)</b>	<b>-7,005</b>	<b>+26,152</b>	<b>+66,964</b>	<b>+3,947</b>

1 These estimates are based on the FY 2019 Mid-Session Review, released by the Office of Management and Budget on July 13, 2018.

Note: Details may not add to totals due to rounding.

**Table 4. Receipts of the U.S. Government, July 2018 and Other Periods**

[\$ millions]

Classification	This Month			Current Fiscal Year to Date			Prior Fiscal Year to Date		
	Gross Receipts	Refunds (Deduct)	Receipts	Gross Receipts	Refunds (Deduct)	Receipts	Gross Receipts	Refunds (Deduct)	Receipts
<b>Individual Income Taxes</b>									
Withheld	104,792			1,139,465			1,108,379		
Presidential Election Campaign Fund	(**)			25			26		
Other	9,779			535,579			457,934		
<b>Total -- Individual Income Taxes</b>	<b>114,572</b>	<b>4,911</b>	<b>109,660</b>	<b>1,675,069</b>	<b>259,919</b>	<b>1,415,150</b>	<b>1,566,339</b>	<b>253,648</b>	<b>1,312,691</b>
<b>Corporation Income Taxes</b>									
	<b>7,524</b>	<b>3,228</b>	<b>4,296</b>	<b>214,349</b>	<b>48,345</b>	<b>166,004</b>	<b>269,282</b>	<b>36,988</b>	<b>232,294</b>
<b>Social Insurance and Retirement Receipts:</b>									
Employment and General Retirement:									
Federal Old-Age and Survivors Insurance Trust Fund:									
Federal Insurance Contributions Act Taxes	53,131	.....	53,131	559,944	.....	559,944	541,915	.....	541,915
Self-Employment Contributions Act Taxes	574	.....	574	30,825	.....	30,825	31,081	.....	31,081
Adjustments Attributable to Prior Years-FICA	.....	.....	.....	-13,839	.....	-13,839	6,190	.....	6,190
Adjustments Attributable to Prior Years-SECA	.....	.....	.....	-1,047	.....	-1,047	-2,126	.....	-2,126
<b>Total -- Federal Old-Age and Survivors Insurance Trust Fund</b>	<b>53,705</b>	<b>.....</b>	<b>53,705</b>	<b>575,883</b>	<b>.....</b>	<b>575,883</b>	<b>577,060</b>	<b>.....</b>	<b>577,060</b>
Federal Disability Insurance Trust Fund:									
Federal Insurance Contributions Act Taxes	12,555	.....	12,555	132,309	.....	132,309	128,051	.....	128,051
Self-Employment Contributions Act Taxes	136	.....	136	7,286	.....	7,286	7,344	.....	7,344
Adjustments Attributable to Prior Years-FICA	.....	.....	.....	-3,131	.....	-3,131	1,310	.....	1,310
Adjustments Attributable to Prior Years-SECA	.....	.....	.....	-183	.....	-183	-361	.....	-361
<b>Total -- Federal Disability Insurance Trust Fund</b>	<b>12,691</b>	<b>.....</b>	<b>12,691</b>	<b>136,281</b>	<b>.....</b>	<b>136,281</b>	<b>136,344</b>	<b>.....</b>	<b>136,344</b>
Federal Hospital Insurance Trust Fund:									
Federal Insurance Contributions Act Taxes	19,269	.....	19,269	204,938	.....	204,938	198,611	.....	198,611
Self-Employment Contributions Act Taxes	269	.....	269	15,203	.....	15,203	15,351	.....	15,351
Receipts from Railroad Retirement Board	.....	.....	.....	571	.....	571	606	.....	606
Adjustments Attributable to Prior Years-FICA	.....	.....	.....	-3,971	.....	-3,971	229	.....	229
Adjustments Attributable to Prior Years-SECA	.....	.....	.....	-92	.....	-92	-1,051	.....	-1,051
<b>Total -- Federal Hospital Insurance Trust Fund</b>	<b>19,538</b>	<b>.....</b>	<b>19,538</b>	<b>216,649</b>	<b>.....</b>	<b>216,649</b>	<b>213,747</b>	<b>.....</b>	<b>213,747</b>
Railroad Retirement:									
Rail Pension and Supplemental Annuity	318	(**)	317	2,834	3	2,832	2,611	1	2,610
Social Security Equivalent Account	263	(**)	263	1,934	2	1,932	1,816	1	1,815
<b>Total -- Employment and General Retirement</b>	<b>86,515</b>	<b>1</b>	<b>86,514</b>	<b>933,582</b>	<b>5</b>	<b>933,577</b>	<b>931,577</b>	<b>2</b>	<b>931,575</b>
Unemployment Insurance:									
Deposits by States	3,146	.....	3,146	32,230	.....	32,230	33,017	.....	33,017
Federal Unemployment Taxes	824	25	800	8,712	99	8,613	8,197	134	8,063
Railroad Unemployment Taxes	33	.....	33	133	.....	133	126	.....	126
<b>Total -- Unemployment Insurance</b>	<b>4,004</b>	<b>25</b>	<b>3,979</b>	<b>41,075</b>	<b>99</b>	<b>40,977</b>	<b>41,341</b>	<b>134</b>	<b>41,207</b>
Other Retirement:									
Federal Employees' Retirement--Employee Share	387	.....	387	3,675	.....	3,675	3,468	.....	3,468
Non-Federal Employees Retirement	2	.....	2	26	.....	26	29	.....	29
<b>Total -- Other Retirement</b>	<b>389</b>	<b>.....</b>	<b>389</b>	<b>3,701</b>	<b>.....</b>	<b>3,701</b>	<b>3,497</b>	<b>.....</b>	<b>3,497</b>
<b>Total -- Social Insurance and Retirement Receipts</b>	<b>90,908</b>	<b>25</b>	<b>90,882</b>	<b>978,358</b>	<b>104</b>	<b>978,254</b>	<b>976,415</b>	<b>136</b>	<b>976,278</b>
<b>Excise Taxes:</b>									
Miscellaneous Excise Taxes	3,216	407	2,808	27,001	2,495	24,506	26,303	4,588	21,715
Airport and Airway Trust Fund	1,370	.....	1,370	12,548	11	12,537	11,440	13	11,427
Highway Trust Fund	3,547	43	3,504	33,723	331	33,392	32,039	327	31,712
Black Lung Disability Trust Fund	33	.....	33	320	.....	320	333	.....	333
<b>Total -- Excise Taxes</b>	<b>8,167</b>	<b>450</b>	<b>7,716</b>	<b>73,592</b>	<b>2,837</b>	<b>70,755</b>	<b>70,115</b>	<b>4,928</b>	<b>65,187</b>
<b>Estate and Gift Taxes</b>	<b>1,862</b>	<b>79</b>	<b>1,783</b>	<b>19,494</b>	<b>732</b>	<b>18,761</b>	<b>20,189</b>	<b>782</b>	<b>19,407</b>
<b>Customs Duties</b>	<b>4,252</b>	<b>93</b>	<b>4,159</b>	<b>33,702</b>	<b>1,224</b>	<b>32,477</b>	<b>29,796</b>	<b>1,370</b>	<b>28,427</b>
<b>Miscellaneous Receipts:</b>									
Deposit of Earnings, Federal Reserve System	4,683	.....	4,683	60,258	.....	60,258	69,135	.....	69,135
Universal Service Fund	727	.....	727	7,813	.....	7,813	7,717	.....	7,717
All Other	1,361	1	1,359	16,620	23	16,598	28,763	38	28,725
<b>Total -- Miscellaneous Receipts</b>	<b>6,771</b>	<b>1</b>	<b>6,769</b>	<b>84,691</b>	<b>23</b>	<b>84,668</b>	<b>105,614</b>	<b>38</b>	<b>105,576</b>
<b>Total -- Receipts</b>	<b>234,054</b>	<b>8,788</b>	<b>225,266</b>	<b>3,079,254</b>	<b>313,184</b>	<b>2,766,071</b>	<b>3,037,750</b>	<b>297,889</b>	<b>2,739,861</b>
<b>Total -- On-Budget</b>	<b>167,658</b>	<b>8,788</b>	<b>158,870</b>	<b>2,367,090</b>	<b>313,184</b>	<b>2,053,906</b>	<b>2,324,346</b>	<b>297,889</b>	<b>2,026,457</b>
<b>Total -- Off-Budget</b>	<b>66,396</b>	<b>.....</b>	<b>66,396</b>	<b>712,164</b>	<b>.....</b>	<b>712,164</b>	<b>713,403</b>	<b>.....</b>	<b>713,403</b>

Note: Details may not add to totals due to rounding.

(\*\*) Less than absolute value of \$500,000

... No Transactions

**Table 5. Outlays of the U.S. Government, July 2018 and Other Periods**

[\$ millions]

Classification	This Month			Current Fiscal Year to Date			Prior Fiscal Year to Date		
	Gross Outlays	Applicable Receipts	Outlays	Gross Outlays	Applicable Receipts	Outlays	Gross Outlays	Applicable Receipts	Outlays
<b>Legislative Branch:</b>									
Senate	74	(**)	74	734	2	732	724	2	721
House of Representatives	107	(**)	107	1,106	2	1,104	1,056	1	1,054
Joint Items	1	.....	1	15	.....	15	15	.....	15
Capitol Police	44	.....	44	346	.....	346	316	.....	316
Congressional Budget Office	5	.....	5	39	.....	39	39	.....	39
Architect of the Capitol	61	1	60	504	5	499	477	5	472
Library of Congress	74	1	73	565	10	555	550	7	543
Government Printing Office	13	.....	13	94	.....	94	92	.....	92
Government Accountability Office	57	.....	57	441	.....	441	450	.....	450
United States Tax Court	4	.....	4	43	.....	43	41	.....	41
Other Legislative Branch Agencies	10	.....	10	63	.....	63	46	.....	46
Proprietary Receipts from the Public	.....	1	-1	.....	13	-13	.....	40	-40
Intrabudgetary Transactions	-1	.....	-1	-8	.....	-8	-7	.....	-7
Offsetting Governmental Receipts	.....	.....	.....	.....	.....	.....	.....	(**)	(**)
<b>Total--Legislative Branch</b>	<b>450</b>	<b>3</b>	<b>447</b>	<b>3,942</b>	<b>32</b>	<b>3,910</b>	<b>3,799</b>	<b>56</b>	<b>3,743</b>
<b>Judicial Branch:</b>									
Supreme Court of the United States	8	.....	8	76	.....	76	70	.....	70
Courts of Appeals, District Courts, and Other Judicial Services	609	.....	609	6,737	.....	6,737	6,470	.....	6,470
Other	23	.....	23	479	.....	479	436	.....	436
Proprietary Receipts from the Public	.....	15	-15	.....	125	-125	.....	123	-123
Intrabudgetary Transactions	19	.....	19	-701	.....	-701	-581	.....	-581
<b>Total--Judicial Branch</b>	<b>659</b>	<b>15</b>	<b>644</b>	<b>6,591</b>	<b>125</b>	<b>6,466</b>	<b>6,395</b>	<b>123</b>	<b>6,272</b>
<b>Department of Agriculture:</b>									
Agricultural Research Service	125	.....	125	960	.....	960	965	.....	965
National Institute of Food and Agriculture:									
Research and Education Activities	56	.....	56	580	.....	580	545	.....	545
Extension Activities	54	.....	54	395	.....	395	325	.....	325
Other	11	.....	11	84	.....	84	88	.....	88
Animal and Plant Health Inspection Service	132	.....	132	991	.....	991	1,028	.....	1,028
Food Safety and Inspection Service	124	.....	124	898	.....	898	870	.....	870
Agricultural Marketing Service	64	.....	64	933	.....	933	977	.....	977
Risk Management Agency:									
Administrative and Operating Expenses	9	.....	9	67	.....	67	72	.....	72
Federal Crop Insurance Corporation Fund	438	18	420	8,812	468	8,345	6,562	291	6,271
Farm Service Agency:									
Salaries and Expenses	146	.....	146	876	.....	876	912	.....	912
USDA Supplemental Assistance	(**)	.....	(**)	2	.....	2	2	.....	2
Agricultural Disaster Relief Fund	(**)	.....	(**)	(**)	.....	(**)	(**)	.....	(**)
Commodity Credit Corporation	210	670	-460	17,915	6,264	11,650	17,792	6,220	11,572
Tobacco Trust Fund	.....	.....	.....	(**)	.....	(**)	.....	.....	.....
Agricultural Credit Insurance Fund	5	3	2	540	48	492	373	57	316
Other	7	.....	7	144	.....	144	93	.....	93
<b>Total--Farm Service Agency</b>	<b>368</b>	<b>673</b>	<b>-305</b>	<b>19,476</b>	<b>6,313</b>	<b>13,164</b>	<b>19,171</b>	<b>6,277</b>	<b>12,894</b>
Natural Resources Conservation Service:									
Conservation Operations	85	.....	85	658	.....	658	603	.....	603
Farm Security and Rural Investment Programs	203	.....	203	2,686	.....	2,686	2,497	.....	2,497
Other	13	.....	13	105	.....	105	119	(**)	119
Rural Development	70	.....	70	104	.....	104	89	.....	89
Rural Housing Service:									
Rural Housing Insurance Fund	5	52	-47	647	390	257	503	408	95
Rental Assistance Program	99	.....	99	987	.....	987	979	.....	979
Other	11	.....	11	412	.....	412	125	.....	125
Rural Utilities Service:									
Rural Electrification and Telecommunications Fund	6	-407	414	1,783	1,296	488	1,016	1,310	-294
Other	46	3	43	516	56	460	491	82	410
Foreign Agricultural Service	177	.....	177	1,659	.....	1,659	1,411	.....	1,411
Food and Nutrition Service:									
Supplemental Nutrition Assistance Program	5,607	.....	5,607	57,798	.....	57,798	58,507	.....	58,507
Child Nutrition Programs	1,173	.....	1,173	21,007	.....	21,007	20,644	.....	20,644
Special Supplemental Nutrition Program for Women, Infants, and Children (WIC)	445	.....	445	4,563	.....	4,563	4,772	.....	4,772
Other	45	.....	45	400	.....	400	363	.....	363
<b>Total--Food and Nutrition Service</b>	<b>7,270</b>	<b>.....</b>	<b>7,270</b>	<b>83,768</b>	<b>.....</b>	<b>83,768</b>	<b>84,285</b>	<b>.....</b>	<b>84,285</b>

**Table 5. Outlays of the U.S. Government, July 2018 and Other Periods - Continued**

[\$ millions]

Classification	This Month			Current Fiscal Year to Date			Prior Fiscal Year to Date		
	Gross Outlays	Applicable Receipts	Outlays	Gross Outlays	Applicable Receipts	Outlays	Gross Outlays	Applicable Receipts	Outlays
<b>Department of Agriculture: - Continued</b>									
Forest Service:									
National Forest System	188	.....	188	1,455	.....	1,455	1,286	.....	1,286
Capital Improvement and Maintenance	43	.....	43	312	.....	312	267	.....	267
Wildland Fire Management	445	.....	445	2,618	.....	2,618	2,242	.....	2,242
Forest Service Permanent Appropriations	35	.....	35	444	.....	444	237	.....	237
Other	57	.....	57	600	.....	600	585	.....	585
<b>Total--Forest Service</b>	<b>768</b>	<b>.....</b>	<b>768</b>	<b>5,429</b>	<b>.....</b>	<b>5,429</b>	<b>4,617</b>	<b>.....</b>	<b>4,617</b>
Other	80	4	77	725	41	683	662	50	612
Proprietary Receipts from the Public	.....	165	-165	.....	2,705	-2,705	.....	1,113	-1,113
Intrabudgetary Transactions	12	.....	12	83	.....	83	294	.....	294
<b>Total--Department of Agriculture</b>	<b>10,227</b>	<b>508</b>	<b>9,720</b>	<b>132,759</b>	<b>11,269</b>	<b>121,490</b>	<b>128,297</b>	<b>9,531</b>	<b>118,766</b>
<b>Department of Commerce:</b>									
Economic Development Administration	23	.....	23	220	.....	220	241	(**)	241
Bureau of the Census	210	.....	210	1,543	.....	1,543	1,269	.....	1,269
International Trade Administration	34	.....	34	383	.....	383	365	.....	365
National Oceanic and Atmospheric Administration	438	(**)	437	4,388	7	4,381	4,567	14	4,553
National Institute of Standards and Technology	100	.....	100	803	.....	803	821	.....	821
National Telecommunications and Information Administration	-4	(**)	-4	334	674	-340	1,168	3	1,165
Other	131	8	123	325	92	233	578	146	432
Proprietary Receipts from the Public	.....	-226	226	.....	-216	216	.....	15	-15
Intrabudgetary Transactions	1	.....	1	(**)	.....	(**)	-6	.....	-6
Offsetting Governmental Receipts	.....	(**)	(**)	.....	4	-4	.....	2	-2
<b>Total--Department of Commerce</b>	<b>933</b>	<b>-218</b>	<b>1,151</b>	<b>7,997</b>	<b>562</b>	<b>7,435</b>	<b>9,003</b>	<b>179</b>	<b>8,824</b>
<b>Department of Defense--Military Programs:</b>									
Military Personnel:									
Department of the Army	2,755	.....	2,755	46,355	.....	46,355	44,346	.....	44,346
Department of the Navy	2,392	.....	2,392	38,236	.....	38,236	37,001	.....	37,001
Department of the Air Force	1,900	.....	1,900	29,355	.....	29,355	27,952	.....	27,952
Defense Agencies	.....	.....	.....	6,837	.....	6,837	6,769	.....	6,769
<b>Total--Military Personnel</b>	<b>7,047</b>	<b>.....</b>	<b>7,047</b>	<b>120,783</b>	<b>.....</b>	<b>120,783</b>	<b>116,068</b>	<b>.....</b>	<b>116,068</b>
Operation and Maintenance:									
Department of the Army	5,573	.....	5,573	56,033	.....	56,033	52,371	.....	52,371
Department of the Navy	4,802	.....	4,802	47,832	.....	47,832	45,085	.....	45,085
Department of the Air Force	4,571	.....	4,571	45,873	.....	45,873	45,491	.....	45,491
Defense Agencies	5,803	.....	5,803	59,614	.....	59,614	57,817	.....	57,817
<b>Total--Operation and Maintenance</b>	<b>20,749</b>	<b>.....</b>	<b>20,749</b>	<b>209,352</b>	<b>.....</b>	<b>209,352</b>	<b>200,765</b>	<b>.....</b>	<b>200,765</b>
International Reconstruction and Other Assistance:									
Department of the Army	.....	.....	.....	(**)	.....	(**)	(**)	.....	(**)
Procurement:									
Department of the Army	1,273	.....	1,273	14,507	.....	14,507	13,881	.....	13,881
Department of the Navy	3,330	.....	3,330	36,603	.....	36,603	33,697	.....	33,697
Department of the Air Force	2,088	.....	2,088	33,885	.....	33,885	33,521	.....	33,521
Defense Agencies	632	.....	632	5,787	.....	5,787	4,965	.....	4,965
<b>Total--Procurement</b>	<b>7,324</b>	<b>.....</b>	<b>7,324</b>	<b>90,782</b>	<b>.....</b>	<b>90,782</b>	<b>86,065</b>	<b>.....</b>	<b>86,065</b>
Research, Development, Test, and Evaluation:									
Department of the Army	764	.....	764	6,764	.....	6,764	6,062	.....	6,062
Department of the Navy	1,233	.....	1,233	14,743	.....	14,743	14,266	.....	14,266
Department of the Air Force	3,649	.....	3,649	26,393	.....	26,393	20,763	.....	20,763
Defense Agencies	1,607	.....	1,607	15,761	.....	15,761	14,606	.....	14,606
<b>Total--Research, Development, Test, and Evaluation</b>	<b>7,253</b>	<b>.....</b>	<b>7,253</b>	<b>63,661</b>	<b>.....</b>	<b>63,661</b>	<b>55,698</b>	<b>.....</b>	<b>55,698</b>
Military Construction:									
Department of the Army	187	.....	187	1,403	.....	1,403	1,636	.....	1,636
Department of the Navy	139	.....	139	1,272	.....	1,272	1,163	.....	1,163
Department of the Air Force	99	.....	99	810	.....	810	682	.....	682
Defense Agencies	206	.....	206	2,204	.....	2,204	2,142	.....	2,142
<b>Total--Military Construction</b>	<b>631</b>	<b>.....</b>	<b>631</b>	<b>5,688</b>	<b>.....</b>	<b>5,688</b>	<b>5,623</b>	<b>.....</b>	<b>5,623</b>
Family Housing:									
Department of the Army	46	.....	46	363	.....	363	334	.....	334
Department of the Navy	38	.....	38	262	.....	262	299	.....	299
Department of the Air Force	29	.....	29	235	.....	235	227	.....	227
Defense Agencies	38	.....	38	96	1	95	134	3	131
Revolving and Management Funds:									



**Table 5. Outlays of the U.S. Government, July 2018 and Other Periods - Continued**

[\$ millions]

Classification	This Month			Current Fiscal Year to Date			Prior Fiscal Year to Date		
	Gross Outlays	Applicable Receipts	Outlays	Gross Outlays	Applicable Receipts	Outlays	Gross Outlays	Applicable Receipts	Outlays
<b>Department of Defense--Military Programs: - Continued</b>									
Department of the Navy	-1	.....	-1	-6	.....	-6	504	.....	504
Defense Agencies:									
Working Capital Fund	144	.....	144	2,867	.....	2,867	248	.....	248
Other	51	.....	51	162	.....	162	-133	.....	-133
Allowances	(**)	.....	(**)	123	.....	123	-213	.....	-213
Trust Funds:									
Department of the Army	1	.....	1	25	.....	25	10	.....	10
Department of the Navy	2	.....	2	23	.....	23	32	.....	32
Department of the Air Force	(**)	.....	(**)	2	.....	2	5	.....	5
Defense Agencies	22	.....	22	131	.....	131	238	.....	238
Proprietary Receipts from the Public:									
Department of the Army	.....	158	-158	.....	485	-485	.....	-595	595
Department of the Navy	.....	13	-13	.....	123	-123	.....	136	-136
Department of the Air Force	.....	-26	26	.....	4	-4	.....	52	-52
Defense Agencies	.....	74	-74	.....	1,008	-1,008	.....	864	-864
Intrabudgetary Transactions:									
Department of the Army	-14	.....	-14	23	.....	23	-22	.....	-22
Department of the Navy	-1	.....	-1	-75	.....	-75	-28	.....	-28
Department of the Air Force	105	.....	105	-112	.....	-112	81	.....	81
Defense Agencies	-79	.....	-79	113	.....	113	59	.....	59
Offsetting Governmental Receipts:									
Department of the Army	.....	.....	.....	.....	(**)	(**)	.....	(**)	(**)
<b>Total--Department of Defense--Military Programs</b>	<b>43,384</b>	<b>219</b>	<b>43,165</b>	<b>494,497</b>	<b>1,622</b>	<b>492,875</b>	<b>465,992</b>	<b>460</b>	<b>465,532</b>
<b>Department of Education:</b>									
Office of Elementary and Secondary Education:									
Accelerating Achievement and Ensuring Equity	1,023	.....	1,023	13,385	.....	13,385	13,838	.....	13,838
Impact Aid	50	.....	50	1,218	.....	1,218	1,250	.....	1,250
Education Improvement Programs	335	.....	335	3,525	.....	3,525	3,705	.....	3,705
Other	31	.....	31	266	.....	266	279	.....	279
Total--Office of Elementary and Secondary Education	1,439	.....	1,439	18,393	.....	18,393	19,071	.....	19,071
Office of Innovation and Improvement	92	.....	92	947	.....	947	1,065	.....	1,065
Office of English Language Acquisition	73	.....	73	610	.....	610	619	.....	619
Office of Special Education and Rehabilitative Services:									
Special Education	898	.....	898	11,177	.....	11,177	11,057	.....	11,057
Rehabilitation Services and Disability Research	228	.....	228	2,646	.....	2,646	2,800	.....	2,800
Special Institutions for Persons with Disabilities	9	.....	9	184	.....	184	181	.....	181
Office of Vocational and Adult Education	114	.....	114	1,372	.....	1,372	1,433	.....	1,433
Office of Postsecondary Education:									
Higher Education	170	.....	170	1,851	.....	1,851	1,744	.....	1,744
Other	66	1	65	397	6	390	421	6	415
Total--Office of Postsecondary Education	236	1	235	2,248	6	2,242	2,165	6	2,159
Office of Federal Student Aid:									
Student Financial Assistance	886	.....	886	21,646	.....	21,646	19,968	.....	19,968
Student Aid Administration	131	.....	131	1,318	.....	1,318	1,279	.....	1,279
Federal Student Loan Reserve Fund	.....	.....	.....	-191	.....	-191	-231	.....	-231
Federal Direct Student Loans	.....	.....	.....	10,611	.....	10,611	35,419	.....	35,419
Federal Family Education Loans	-12	.....	-12	1,556	.....	1,556	10,921	.....	10,921
Other	(**)	(**)	(**)	57	5	52	147	6	141
Total--Office of Federal Student Aid	1,005	(**)	1,004	34,997	5	34,992	67,504	6	67,497
Institute of Education Sciences	45	.....	45	496	.....	496	536	.....	536
Departmental Management	57	.....	57	482	.....	482	472	.....	472
Other	1	.....	1	1	.....	1	.....	.....	.....
Proprietary Receipts from the Public	.....	17	-17	.....	22,673	-22,673	.....	12,569	-12,569
Intrabudgetary Transactions	17	.....	17	31	.....	31	13	.....	13
<b>Total--Department of Education</b>	<b>4,212</b>	<b>18</b>	<b>4,194</b>	<b>73,583</b>	<b>22,684</b>	<b>50,899</b>	<b>106,916</b>	<b>12,581</b>	<b>94,334</b>
<b>Department of Energy:</b>									
National Nuclear Security Administration:									
Naval Reactors	96	.....	96	1,132	.....	1,132	1,067	.....	1,067
Weapons Activities	704	.....	704	7,663	.....	7,663	7,020	.....	7,020
Defense Nuclear Nonproliferation	166	.....	166	1,521	.....	1,521	1,546	.....	1,546
Other	28	.....	28	325	.....	325	315	.....	315
Environmental and Other Defense Activities:									

**Table 5. Outlays of the U.S. Government, July 2018 and Other Periods - Continued**

[\$ millions]

Classification	This Month			Current Fiscal Year to Date			Prior Fiscal Year to Date		
	Gross Outlays	Applicable Receipts	Outlays	Gross Outlays	Applicable Receipts	Outlays	Gross Outlays	Applicable Receipts	Outlays
<b>Department of Energy: - Continued</b>									
Defense Environmental Cleanup	421	.....	421	4,430	.....	4,430	4,394	.....	4,394
Other Defense Activities	52	.....	52	573	.....	573	595	.....	595
Defense Nuclear Waste Disposal	(**)	.....	(**)	4	.....	4	1	.....	1
Energy Programs:									
Science	431	.....	431	4,317	.....	4,317	4,204	.....	4,204
Energy Supply	112	.....	112	1,178	.....	1,178	1,116	.....	1,116
Energy Efficiency and Renewable Energy	141	.....	141	1,428	.....	1,428	1,462	.....	1,462
Fossil Energy Research and Development	46	.....	46	437	.....	437	475	.....	475
Uranium Enrichment Decontamination and Decommissioning Fund	91	.....	91	645	.....	645	603	.....	603
Advanced Technology Vehicles Manufacturing Loan Program	1	.....	1	107	.....	107	4	.....	4
Title 17 Innovative Technology Loan Guarantee Program	2	.....	2	18	.....	18	32	.....	32
Other	49	2	47	853	101	752	852	79	774
<b>Total--Energy Programs</b>	<b>873</b>	<b>2</b>	<b>871</b>	<b>8,982</b>	<b>101</b>	<b>8,881</b>	<b>8,749</b>	<b>79</b>	<b>8,671</b>
Power Marketing Administration	35	295	-260	3,144	3,192	-48	2,751	3,078	-326
Departmental Administration	17	.....	17	203	.....	203	227	.....	227
Proprietary Receipts from the Public	.....	-123	123	.....	1,945	-1,945	.....	1,705	-1,705
Intrabudgetary Transactions	-142	.....	-142	-1,321	.....	-1,321	-1,276	.....	-1,276
<b>Total--Department of Energy</b>	<b>2,250</b>	<b>174</b>	<b>2,075</b>	<b>26,656</b>	<b>5,238</b>	<b>21,418</b>	<b>25,389</b>	<b>4,861</b>	<b>20,527</b>
<b>Department of Health and Human Services:</b>									
Food and Drug Administration	202	1	202	2,224	7	2,217	2,865	7	2,857
Health Resources and Services Administration	859	.....	859	9,005	.....	9,005	9,012	.....	9,012
Indian Health Service	230	.....	230	4,374	.....	4,374	4,213	.....	4,213
Centers for Disease Control and Prevention	768	.....	768	6,560	.....	6,560	6,656	.....	6,656
National Institutes of Health	2,695	.....	2,695	27,491	.....	27,491	25,985	.....	25,985
Substance Abuse and Mental Health Services Administration	339	.....	339	3,276	.....	3,276	2,819	.....	2,819
Agency for Healthcare Research and Quality	18	.....	18	265	.....	265	268	.....	268
Centers for Medicare and Medicaid Services:									
Grants to States for Medicaid	32,135	.....	32,135	320,547	.....	320,547	309,707	.....	309,707
Payments to Health Care Trust Funds	27,774	.....	27,774	284,147	.....	284,147	279,802	.....	279,802
Children's Health Insurance Fund	1,187	.....	1,187	13,743	.....	13,743	12,695	.....	12,695
State Grants and Demonstrations	48	.....	48	404	.....	404	410	.....	410
Federal Hospital Insurance Trust Fund:									
Benefit Payments	16,371	.....	16,371	244,098	.....	244,098	232,680	.....	232,680
Administrative Expenses	313	.....	313	3,349	.....	3,349	3,404	.....	3,404
<b>Total--Federal Hospital Insurance Trust Fund</b>	<b>16,685</b>	<b>.....</b>	<b>16,685</b>	<b>247,447</b>	<b>.....</b>	<b>247,447</b>	<b>236,084</b>	<b>.....</b>	<b>236,084</b>
Health Care Fraud and Abuse Control	102	.....	102	1,249	.....	1,249	1,393	.....	1,393
Federal Supplementary Medical Insurance Trust Fund:									
Benefit Payments	17,162	.....	17,162	261,007	.....	261,007	240,251	.....	240,251
Administrative Expenses	244	.....	244	2,853	.....	2,853	2,956	.....	2,956
Medicare Prescription Drugs:									
Benefit Payments	41	.....	41	66,869	.....	66,869	72,861	.....	72,861
Administrative Expenses	29	.....	29	285	.....	285	295	.....	295
<b>Total--Federal Supplementary Medical Insurance Trust Fund</b>	<b>17,475</b>	<b>.....</b>	<b>17,475</b>	<b>331,013</b>	<b>.....</b>	<b>331,013</b>	<b>316,362</b>	<b>.....</b>	<b>316,362</b>
Other	51	.....	51	3,510	.....	3,510	4,349	.....	4,349
<b>Total--Centers for Medicare and Medicaid Services</b>	<b>95,456</b>	<b>.....</b>	<b>95,456</b>	<b>1,202,061</b>	<b>.....</b>	<b>1,202,061</b>	<b>1,160,800</b>	<b>.....</b>	<b>1,160,800</b>
Administration for Children and Families:									
Temporary Assistance for Needy Families	1,621	.....	1,621	13,524	.....	13,524	13,212	.....	13,212
Contingency Fund	56	.....	56	609	.....	609	517	.....	517
Payments to States for Child Support Enforcement and Family Support Programs	297	.....	297	2,950	.....	2,950	2,853	.....	2,853
Low Income Home Energy Assistance	181	.....	181	3,009	.....	3,009	2,875	.....	2,875
Refugee and Entrant Assistance	172	.....	172	1,290	.....	1,290	1,744	.....	1,744
Child Care Entitlement to States	343	.....	343	2,066	.....	2,066	2,350	.....	2,350
Payments to States for the Child Care and Development Block Grant	260	.....	260	2,679	.....	2,679	2,290	.....	2,290
Social Services Block Grant	173	.....	173	1,334	.....	1,334	1,280	.....	1,280
Children and Families Services Programs	814	.....	814	9,254	.....	9,254	8,929	.....	8,929
Payments to States for Foster Care and Adoption Assistance	783	.....	783	7,123	.....	7,123	6,506	.....	6,506
Other	40	.....	40	402	.....	402	407	.....	407
<b>Total--Administration for Children and Families</b>	<b>4,741</b>	<b>.....</b>	<b>4,741</b>	<b>44,239</b>	<b>.....</b>	<b>44,239</b>	<b>42,963</b>	<b>.....</b>	<b>42,963</b>

**Table 5. Outlays of the U.S. Government, July 2018 and Other Periods - Continued**

[\$ millions]

Classification	This Month			Current Fiscal Year to Date			Prior Fiscal Year to Date		
	Gross Outlays	Applicable Receipts	Outlays	Gross Outlays	Applicable Receipts	Outlays	Gross Outlays	Applicable Receipts	Outlays
<b>Department of Health and Human Services: - Continued</b>									
Administration for Community Living	139	.....	139	1,554	.....	1,554	1,585	.....	1,585
Departmental Management	177	.....	177	2,794	.....	2,794	2,889	.....	2,889
Other	-42	.....	-42	692	.....	692	551	.....	551
Proprietary Receipts from the Public	.....	9,932	-9,932	.....	101,082	-101,082	.....	90,353	-90,353
Intrabudgetary Transactions:									
Payments for Health Insurance for the Aged:									
Federal Supplementary Medical Insurance Trust Fund	-27,630	.....	-27,630	-264,041	.....	-264,041	-258,756	.....	-258,756
Payments for Tax and Other Credits:									
Federal Hospital Insurance Trust Fund	-146	.....	-146	-20,138	.....	-20,138	-21,074	.....	-21,074
Other	-8	.....	-8	-311	.....	-311	-918	.....	-918
<b>Total--Department of Health and Human Services</b>	<b>77,800</b>	<b>9,932</b>	<b>67,867</b>	<b>1,020,046</b>	<b>101,089</b>	<b>918,956</b>	<b>979,857</b>	<b>90,360</b>	<b>889,497</b>
<b>Department of Homeland Security:</b>									
Departmental Management and Operations	83	.....	83	1,055	.....	1,055	1,029	.....	1,029
Citizenship and Immigration Services	442	.....	442	3,338	.....	3,338	3,120	.....	3,120
United States Secret Service	223	.....	223	1,804	.....	1,804	1,833	.....	1,833
Transportation Security Administration	462	.....	462	4,580	.....	4,580	4,552	.....	4,552
Immigration and Customs Enforcement	718	.....	718	5,976	.....	5,976	5,642	.....	5,642
U.S. Customs and Border Protection	1,504	4	1,500	11,735	24	11,712	11,071	13	11,058
United States Coast Guard	668	.....	668	8,871	.....	8,871	8,521	.....	8,521
National Protection and Programs Directorate	189	.....	189	1,548	.....	1,548	1,546	.....	1,546
Federal Emergency Management Agency:									
State and Local Programs									
Firefighter Assistance Grants	49	.....	49	495	.....	495	494	.....	494
Disaster Relief	1,293	.....	1,293	18,331	.....	18,331	5,464	.....	5,464
National Flood Insurance Fund	77	191	-114	10,040	2,482	7,558	3,355	1,286	2,069
Other	141	.....	141	1,245	.....	1,245	1,163	.....	1,163
<b>Total--Federal Emergency Management Agency</b>	<b>1,658</b>	<b>191</b>	<b>1,467</b>	<b>31,076</b>	<b>2,482</b>	<b>28,594</b>	<b>11,764</b>	<b>1,286</b>	<b>10,479</b>
Science and Technology	77	.....	77	773	.....	773	748	.....	748
Domestic Nuclear Detection Office	32	.....	32	273	.....	273	295	.....	295
Other	45	.....	45	375	.....	375	358	.....	358
Proprietary Receipts from the Public	.....	88	-88	.....	856	-856	.....	833	-833
Intrabudgetary Transactions	3	.....	3	6	.....	6	-131	.....	-131
Offsetting Governmental Receipts	.....	769	-769	.....	9,159	-9,159	.....	8,822	-8,822
<b>Total--Department of Homeland Security</b>	<b>6,103</b>	<b>1,052</b>	<b>5,052</b>	<b>71,411</b>	<b>12,521</b>	<b>58,890</b>	<b>50,347</b>	<b>10,954</b>	<b>39,394</b>
<b>Department of Housing and Urban Development:</b>									
Public and Indian Housing Programs:									
Tenant Based Rental Assistance	1,800	.....	1,800	17,768	.....	17,768	17,031	.....	17,031
Housing Certificate Fund	6	.....	6	110	.....	110	175	.....	175
Public Housing Capital Fund	146	.....	146	1,511	.....	1,511	1,481	.....	1,481
Public Housing Operating Fund	364	.....	364	3,649	.....	3,649	3,589	.....	3,589
Revitalization of Severely Distressed Public Housing (Hope VI)	1	.....	1	16	.....	16	40	.....	40
Native American Housing Block Grant	175	.....	175	517	.....	517	383	.....	383
Other	12	.....	12	110	.....	110	103	.....	103
<b>Total--Public and Indian Housing Programs</b>	<b>2,504</b>	.....	<b>2,504</b>	<b>23,683</b>	.....	<b>23,683</b>	<b>22,804</b>	.....	<b>22,804</b>
Community Planning and Development:									
Housing Opportunities for Persons with AIDS	22	.....	22	295	.....	295	267	.....	267
Community Development Fund	548	.....	548	5,005	.....	5,005	4,679	.....	4,679
Home Investment Partnership Program	81	.....	81	800	.....	800	919	.....	919
Neighborhood Stabilization Program	2	.....	2	19	.....	19	23	.....	23
Homeless Assistance Grants	160	.....	160	1,691	.....	1,691	1,651	.....	1,651
Other	6	.....	6	61	.....	61	42	.....	42
<b>Total--Community Planning and Development</b>	<b>819</b>	.....	<b>819</b>	<b>7,872</b>	.....	<b>7,872</b>	<b>7,581</b>	.....	<b>7,581</b>
Housing Programs:									
Credit Accounts:									
FHA-Mutual Mortgage Insurance Fund, Program Account	13	.....	13	12,729	.....	12,729	18,783	.....	18,783
FHA-Mutual Mortgage Insurance Capital Reserve Account	-581	.....	-581	-6,896	.....	-6,896	-11,189	.....	-11,189
FHA-Mutual Mortgage and Cooperative Housing Insurance Fund, Liquidating Account	2	1	1	38	35	3	26	21	5
FHA-General and Special Risk Fund, Program Account	.....	.....	.....	1,923	.....	1,923	4,318	.....	4,318
FHA-General and Special Risk Fund, Liquidating Account	8	11	-3	133	252	-119	159	291	-131
Housing for the Elderly or Handicapped Fund, Liquidating Account	-12	6	-18	-48	153	-201	-140	122	-261

**Table 5. Outlays of the U.S. Government, July 2018 and Other Periods - Continued**

[\$ millions]

Classification	This Month			Current Fiscal Year to Date			Prior Fiscal Year to Date		
	Gross Outlays	Applicable Receipts	Outlays	Gross Outlays	Applicable Receipts	Outlays	Gross Outlays	Applicable Receipts	Outlays
<b>Department of Housing and Urban Development: - Continued</b>									
HUD Project-Based Rental Assistance	989	.....	989	9,762	.....	9,762	9,296	.....	9,296
Housing for the Elderly	58	.....	58	597	.....	597	574	.....	574
Housing for Persons with Disabilities	15	.....	15	146	.....	146	140	.....	140
Other Assisted Housing Programs	9	.....	9	94	.....	94	132	.....	132
Other	7	6	1	51	34	17	40	32	9
<b>Total--Housing Programs</b>	<b>509</b>	<b>24</b>	<b>485</b>	<b>18,528</b>	<b>474</b>	<b>18,054</b>	<b>22,140</b>	<b>465</b>	<b>21,675</b>
Government National Mortgage Association:									
Guarantees of Mortgage-Backed Securities	-16	(**)	-16	-112	2	-114	-1	1	-2
Management and Administration	169	.....	169	1,431	.....	1,431	1,446	.....	1,446
Other	18	.....	18	168	.....	168	191	.....	191
Proprietary Receipts from the Public:									
FHA-General and Special Risk Fund	.....	59	-59	.....	1,068	-1,068	.....	874	-874
Other	.....	-53	53	.....	225	-225	.....	230	-230
Intrabudgetary Transactions	(**)	.....	(**)	-2	.....	-2	-14	.....	-14
Offsetting Governmental Receipts	.....	1	-1	.....	13	-13	.....	11	-11
<b>Total--Department of Housing and Urban Development</b>	<b>4,003</b>	<b>32</b>	<b>3,971</b>	<b>51,568</b>	<b>1,782</b>	<b>49,786</b>	<b>54,148</b>	<b>1,582</b>	<b>52,566</b>
<b>Department of the Interior:</b>									
Land and Minerals Management:									
Bureau of Land Management:									
Management of Lands and Resources	106	.....	106	865	.....	865	841	.....	841
Other	28	8	19	290	49	241	281	42	238
Bureau of Ocean Energy Management	7	.....	7	76	.....	76	97	.....	97
Office of Surface Mining Reclamation and Enforcement	29	.....	29	739	.....	739	706	.....	706
<b>Total--Land and Minerals Management</b>	<b>169</b>	<b>8</b>	<b>161</b>	<b>1,970</b>	<b>49</b>	<b>1,921</b>	<b>1,924</b>	<b>42</b>	<b>1,882</b>
Water and Science:									
Bureau of Reclamation:									
Water and Related Resources	94	.....	94	695	.....	695	671	.....	671
Other	56	36	19	493	308	185	432	290	142
Central Utah Project	(**)	.....	(**)	18	.....	18	14	.....	14
United States Geological Survey	85	.....	85	890	.....	890	855	.....	855
<b>Total--Water and Science</b>	<b>236</b>	<b>36</b>	<b>199</b>	<b>2,096</b>	<b>308</b>	<b>1,788</b>	<b>1,971</b>	<b>290</b>	<b>1,681</b>
Fish and Wildlife and Parks:									
United States Fish and Wildlife Service	228	.....	228	2,390	.....	2,390	2,448	.....	2,448
National Park Service	356	.....	356	2,770	.....	2,770	2,650	.....	2,650
<b>Total--Fish and Wildlife and Parks</b>	<b>584</b>	.....	<b>584</b>	<b>5,160</b>	.....	<b>5,160</b>	<b>5,097</b>	.....	<b>5,097</b>
Indian Affairs:									
Bureau of Indian Affairs and Bureau of Indian Education	421	(**)	421	2,177	(**)	2,177	1,995	(**)	1,995
<b>Total--Indian Affairs</b>	<b>421</b>	<b>(**)</b>	<b>421</b>	<b>2,177</b>	<b>(**)</b>	<b>2,177</b>	<b>1,995</b>	<b>(**)</b>	<b>1,995</b>
Departmental Offices:									
Mineral Leasing and Associated Payments	130	.....	130	1,275	.....	1,275	1,223	.....	1,223
Other	31	.....	31	452	.....	452	635	.....	635
Insular Affairs	2	.....	2	255	.....	255	299	.....	299
Office of the Special Trustee for American Indians	19	.....	19	253	.....	253	248	.....	248
Department-Wide Programs	145	.....	145	2,528	.....	2,528	406	.....	406
<b>Total--Departmental Offices</b>	<b>327</b>	.....	<b>327</b>	<b>4,763</b>	.....	<b>4,763</b>	<b>2,810</b>	.....	<b>2,810</b>
Other	28	.....	28	222	.....	222	213	.....	213
Proprietary Receipts from the Public	.....	514	-514	.....	4,180	-4,180	.....	4,267	-4,267
Intrabudgetary Transactions	-26	.....	-26	-128	.....	-128	-1	.....	-1
<b>Total--Department of the Interior</b>	<b>1,738</b>	<b>559</b>	<b>1,180</b>	<b>16,260</b>	<b>4,537</b>	<b>11,723</b>	<b>14,010</b>	<b>4,600</b>	<b>9,411</b>
<b>Department of Justice:</b>									
General Administration	102	.....	102	957	.....	957	572	.....	572
Legal Activities and U.S. Marshals:									
General Legal Activities	188	.....	188	1,678	.....	1,678	2,663	.....	2,663
United States Attorneys	241	.....	241	1,734	.....	1,734	1,780	.....	1,780
United States Marshals Service	137	.....	137	1,058	.....	1,058	1,025	.....	1,025
Assets Forfeiture Fund	138	.....	138	2,367	.....	2,367	799	.....	799
Other	169	.....	169	1,636	.....	1,636	1,630	.....	1,630
Federal Bureau of Investigation	982	.....	982	7,452	.....	7,452	7,488	.....	7,488
Drug Enforcement Administration	266	.....	266	2,094	.....	2,094	2,143	.....	2,143
Bureau of Alcohol, Tobacco, Firearms, and Explosives	127	.....	127	1,041	.....	1,041	1,037	.....	1,037
Federal Prison System	738	30	708	5,959	303	5,656	6,113	294	5,819
Office of Justice Programs:									

**Table 5. Outlays of the U.S. Government, July 2018 and Other Periods - Continued**

[\$ millions]

Classification	This Month			Current Fiscal Year to Date			Prior Fiscal Year to Date		
	Gross Outlays	Applicable Receipts	Outlays	Gross Outlays	Applicable Receipts	Outlays	Gross Outlays	Applicable Receipts	Outlays
<b>Department of Justice: - Continued</b>									
State and Local Law Enforcement Assistance	64	.....	64	650	.....	650	1,019	.....	1,019
Community Oriented Policing Services	19	.....	19	121	.....	121	162	.....	162
Crime Victims Fund	143	.....	143	1,469	.....	1,469	1,077	.....	1,077
Other	88	.....	88	743	.....	743	761	.....	761
Other	5	.....	5	486	.....	486	537	.....	537
Proprietary Receipts from the Public	.....	-24	24	.....	248	-248	.....	702	-702
Intrabudgetary Transactions	-124	.....	-124	1,320	.....	1,320	-1,208	.....	-1,208
Offsetting Governmental Receipts	.....	65	-65	.....	539	-539	.....	456	-456
<b>Total--Department of Justice</b>	<b>3,284</b>	<b>71</b>	<b>3,213</b>	<b>30,765</b>	<b>1,090</b>	<b>29,675</b>	<b>27,596</b>	<b>1,451</b>	<b>26,145</b>
<b>Department of Labor:</b>									
Employment and Training Administration:									
Training and Employment Services	274	.....	274	2,686	.....	2,686	2,674	.....	2,674
Office of Job Corps	126	.....	126	1,256	.....	1,256	1,337	.....	1,337
Community Service Employment for Older Americans	30	.....	30	324	.....	324	345	.....	345
Federal Unemployment Benefits and Allowances	31	.....	31	360	.....	360	420	.....	420
Federal Additional Unemployment Compensation Program-Recovery Act	(**)	.....	(**)	-3	.....	-3	-9	.....	-9
State Unemployment Insurance and Employment Service Operations	-30	.....	-30	-154	.....	-154	7	.....	7
Payments to the Unemployment Trust Fund	.....	.....	.....	3	.....	3	7	.....	7
Program Administration	10	.....	10	92	.....	92	82	.....	82
Unemployment Trust Fund:									
Federal-State Unemployment Insurance:									
State Unemployment Benefits	2,287	.....	2,287	24,265	.....	24,265	26,182	.....	26,182
State Administrative Expenses	315	.....	315	3,117	.....	3,117	2,970	.....	2,970
Federal Administrative Expenses	17	.....	17	300	.....	300	348	.....	348
Other	25	.....	25	49	.....	49	87	.....	87
<b>Total--Unemployment Trust Fund</b>	<b>2,643</b>	<b>.....</b>	<b>2,643</b>	<b>27,731</b>	<b>.....</b>	<b>27,731</b>	<b>29,587</b>	<b>.....</b>	<b>29,587</b>
Other	6	.....	6	112	.....	112	222	.....	222
<b>Total--Employment and Training Administration</b>	<b>3,090</b>	<b>.....</b>	<b>3,090</b>	<b>32,407</b>	<b>.....</b>	<b>32,407</b>	<b>34,671</b>	<b>.....</b>	<b>34,671</b>
Pension Benefit Guaranty Corporation	528	507	21	5,273	7,247	-1,974	5,250	8,042	-2,792
Office of Workers' Compensation Programs:									
Special Benefits	208	.....	208	-427	.....	-427	-368	.....	-368
Energy Employees Occupational Illness Compensation Fund	110	.....	110	1,119	.....	1,119	1,027	.....	1,027
Special Benefits for Disabled Coal Miners	6	.....	6	67	.....	67	76	.....	76
Black Lung Disability Trust Fund	14	.....	14	169	.....	169	186	.....	186
Other	29	.....	29	290	.....	290	307	.....	307
Wage and Hour Division	39	.....	39	229	.....	229	242	.....	242
Occupational Safety and Health Administration	47	.....	47	453	.....	453	457	.....	457
Mine Safety and Health Administration	34	.....	34	304	.....	304	312	.....	312
Bureau of Labor Statistics	44	.....	44	444	.....	444	450	.....	450
Departmental Management	99	.....	99	574	.....	574	469	.....	469
Other	25	.....	25	259	.....	259	263	.....	263
Proprietary Receipts from the Public	.....	1	-1	.....	5	-5	.....	4	-4
Intrabudgetary Transactions	(**)	.....	(**)	-336	.....	-336	-397	.....	-397
<b>Total--Department of Labor</b>	<b>4,273</b>	<b>508</b>	<b>3,765</b>	<b>40,823</b>	<b>7,252</b>	<b>33,572</b>	<b>42,945</b>	<b>8,046</b>	<b>34,899</b>
<b>Department of State:</b>									
Administration of Foreign Affairs:									
Diplomatic and Consular Programs	349	.....	349	6,022	.....	6,022	6,424	.....	6,424
Educational and Cultural Exchange Programs	58	.....	58	527	.....	527	513	.....	513
Embassy Security, Construction, and Maintenance	172	.....	172	1,374	.....	1,374	1,718	.....	1,718
Payment to Foreign Service Retirement and Disability Fund	.....	.....	.....	159	.....	159	295	.....	295
Foreign Service Retirement and Disability Fund	80	.....	80	801	.....	801	789	.....	789
Other	239	.....	239	567	.....	567	684	.....	684
<b>Total--Administration of Foreign Affairs</b>	<b>898</b>	<b>.....</b>	<b>898</b>	<b>9,449</b>	<b>.....</b>	<b>9,449</b>	<b>10,423</b>	<b>.....</b>	<b>10,423</b>
International Organizations and Conferences	35	.....	35	1,124	.....	1,124	1,242	.....	1,242
Global Health and Child Survival	550	.....	550	7,234	.....	7,234	6,214	.....	6,214
Migration and Refugee Assistance	126	.....	126	1,681	.....	1,681	2,285	.....	2,285
International Narcotics Control and Law Enforcement	78	.....	78	900	.....	900	966	.....	966
Andean Counterdrug Programs	.....	.....	.....	(**)	.....	(**)	1	.....	1
Other	49	.....	49	448	.....	448	368	.....	368
Proprietary Receipts from the Public	.....	3	-3	.....	7	-7	.....	44	-44
Intrabudgetary Transactions	-7	.....	-7	-126	.....	-126	-310	.....	-310
<b>Total--Department of State</b>	<b>1,729</b>	<b>3</b>	<b>1,726</b>	<b>20,710</b>	<b>7</b>	<b>20,703</b>	<b>21,188</b>	<b>44</b>	<b>21,143</b>

**Table 5. Outlays of the U.S. Government, July 2018 and Other Periods - Continued**

[\$ millions]

Classification	This Month			Current Fiscal Year to Date			Prior Fiscal Year to Date		
	Gross Outlays	Applicable Receipts	Outlays	Gross Outlays	Applicable Receipts	Outlays	Gross Outlays	Applicable Receipts	Outlays
<b>Department of Transportation:</b>									
Office of the Secretary	75	.....	75	718	.....	718	594	.....	594
Federal Aviation Administration:									
Operations	470	.....	470	839	.....	839	972	.....	972
Airport and Airway Trust Fund:									
Grants-In-Aid for Airports	282	.....	282	1,511	.....	1,511	2,591	.....	2,591
Facilities and Equipment	224	.....	224	2,066	.....	2,066	2,026	.....	2,026
Research, Engineering, and Development	13	.....	13	117	.....	117	128	.....	128
Trust Fund Share of FAA Operations	600	.....	600	7,598	.....	7,598	7,095	.....	7,095
Total--Airport and Airway Trust Fund	1,120	.....	1,120	11,292	.....	11,292	11,840	.....	11,840
Other	24	6	18	1,045	27	1,018	57	47	9
Total--Federal Aviation Administration	1,615	6	1,609	13,176	27	13,149	12,869	47	12,822
Federal Highway Administration:									
Highway Trust Fund:									
Federal-Aid Highways	4,508	.....	4,508	33,100	.....	33,100	33,511	.....	33,511
Other	2	.....	2	8	.....	8	11	.....	11
Other Programs	87	.....	87	696	.....	696	446	.....	446
Total--Federal Highway Administration	4,596	.....	4,596	33,803	.....	33,803	33,968	.....	33,968
Federal Motor Carrier Safety Administration	44	.....	44	463	.....	463	442	.....	442
National Highway Traffic Safety Administration	81	.....	81	828	.....	828	742	.....	742
Federal Railroad Administration:									
Capital and Debt Service Grants to the National Railroad Passenger Corporation									
	(**)	.....	(**)	65	.....	65	224	.....	224
Capital Assistance for High Speed Rail Corridors and Intercity Passenger Rail Service									
	.....	.....	.....	.....	.....	.....	2,023	.....	2,023
Other	1,257	.....	1,257	2,210	.....	2,210	1,807	.....	1,807
Total--Federal Railroad Administration	1,257	.....	1,257	2,274	.....	2,274	4,053	.....	4,053
Federal Transit Administration:									
Formula Grants	1	.....	1	12	.....	12	17	.....	17
Capital Investment Grants	134	.....	134	1,398	.....	1,398	1,593	.....	1,593
Transit Formula Grants	880	.....	880	7,589	.....	7,589	7,230	.....	7,230
Transit Capital Assistance, Recovery Act	.....	.....	.....	.....	.....	.....	(**)	.....	(**)
Other	50	.....	50	678	.....	678	680	.....	680
Total--Federal Transit Administration	1,065	.....	1,065	9,678	.....	9,678	9,521	.....	9,521
Maritime Administration	65	2	63	375	4	371	336	(**)	335
Other	50	4	46	440	33	407	381	25	356
Proprietary Receipts from the Public	.....	8	-8	.....	81	-81	.....	119	-119
Intrabudgetary Transactions:									
Other	(**)	.....	(**)	-111	.....	-111	-98	.....	-98
Offsetting Governmental Receipts	.....	12	-12	.....	136	-136	.....	134	-134
<b>Total--Department of Transportation</b>	<b>8,848</b>	<b>32</b>	<b>8,817</b>	<b>61,645</b>	<b>281</b>	<b>61,364</b>	<b>62,808</b>	<b>326</b>	<b>62,483</b>
<b>Department of the Treasury:</b>									
Departmental Offices:									
Exchange Stabilization Fund	.....	133	-133	133	417	-283	77	191	-114
Grants for Specified Energy Property in Lieu of Tax Credit									
	.....	.....	.....	48	.....	48	987	.....	987
Housing and Economic Recovery Programs	(**)	.....	(**)	4,001	.....	4,001	1	.....	1
Troubled Asset Relief Program	256	.....	256	1,951	.....	1,951	3,707	.....	3,707
Other	164	.....	164	1,374	.....	1,374	1,462	.....	1,462
Bureau of the Fiscal Service:									
Payment to the Resolution Funding Corporation	652	.....	652	2,628	.....	2,628	2,628	.....	2,628
Financial Agent Services	66	.....	66	667	.....	667	659	.....	659
Interest Paid to Credit Financing Accounts	.....	.....	.....	.....	.....	.....	13	.....	13
Claims, Judgements, and Relief Acts	124	.....	124	1,521	.....	1,521	3,264	.....	3,264
Other	42	(**)	42	2,540	1	2,540	1,057	2	1,056
Total--Bureau of the Fiscal Service	883	(**)	883	7,356	1	7,356	7,622	2	7,620
Federal Financing Bank	-245	.....	-245	-1,222	.....	-1,222	-1,052	.....	-1,052
Alcohol and Tobacco Tax and Trade Bureau:									
Salaries and Expenses	11	.....	11	93	.....	93	90	.....	90
Internal Revenue Collections for Puerto Rico	42	.....	42	379	.....	379	279	.....	279
Bureau of Engraving and Printing	15	.....	15	21	.....	21	-16	.....	-16
United States Mint	126	194	-67	1,367	1,853	-486	2,480	2,804	-324



**Table 5. Outlays of the U.S. Government, July 2018 and Other Periods - Continued**

[\$ millions]

Classification	This Month			Current Fiscal Year to Date			Prior Fiscal Year to Date		
	Gross Outlays	Applicable Receipts	Outlays	Gross Outlays	Applicable Receipts	Outlays	Gross Outlays	Applicable Receipts	Outlays
<b>Department of the Treasury: - Continued</b>									
Internal Revenue Service:									
Taxpayer Services	294	.....	294	2,098	.....	2,098	2,076	.....	2,076
Enforcement	510	.....	510	3,870	.....	3,870	3,907	.....	3,907
Operations Support	433	.....	433	3,380	.....	3,380	3,375	.....	3,375
Build America Bond Payments, Recovery Act	201	.....	201	2,965	.....	2,965	3,156	.....	3,156
Refundable Premium Tax Credits and Cost Sharing Reductions	4,180	.....	4,180	36,476	.....	36,476	32,098	.....	32,098
Payment Where Earned Income Credit Exceeds Liability for Tax	364	.....	364	58,225	.....	58,225	59,352	.....	59,352
Payment Where Child Tax Credit Exceeds Liability for Tax	140	.....	140	18,437	.....	18,437	19,246	.....	19,246
Payment Where American Opportunity Tax Credit Exceeds Liability for Tax	16	.....	16	3,074	.....	3,074	3,437	.....	3,437
Refunding Internal Revenue Collections, Interest	144	.....	144	1,316	.....	1,316	965	.....	965
Other	107	(**)	107	2,073	1	2,073	1,397	1	1,396
<b>Total--Internal Revenue Service</b>	<b>6,390</b>	<b>(**)</b>	<b>6,390</b>	<b>131,915</b>	<b>1</b>	<b>131,914</b>	<b>129,009</b>	<b>1</b>	<b>129,008</b>
Comptroller of the Currency	112	2	110	1,056	644	412	932	619	313
Interest on the Public Debt:									
Interest on Treasury Debt Securities (Gross):									
Public Issues (Accrual Basis)	33,705	.....	33,705	292,017	.....	292,017	244,438	.....	244,438
Special Issues (Cash Basis)	6,854	.....	6,854	162,198	.....	162,198	159,866	.....	159,866
<b>Total--Interest on Treasury Debt Securities (Gross)</b>	<b>40,559</b>	.....	<b>40,559</b>	<b>454,215</b>	.....	<b>454,215</b>	<b>404,304</b>	.....	<b>404,304</b>
<b>Total--Interest on the Public Debt</b>	<b>40,559</b>	.....	<b>40,559</b>	<b>454,215</b>	.....	<b>454,215</b>	<b>404,304</b>	.....	<b>404,304</b>
Other	11	.....	11	97	.....	97	95	.....	95
Proprietary Receipts from the Public	.....	66	-66	.....	7,616	-7,616	.....	23,774	-23,774
Intrabudgetary Transactions	-147	.....	-147	-1,891	.....	-1,891	-1,271	.....	-1,271
<b>Total--Department of the Treasury</b>	<b>48,178</b>	<b>395</b>	<b>47,783</b>	<b>600,894</b>	<b>10,530</b>	<b>590,364</b>	<b>548,704</b>	<b>27,391</b>	<b>521,313</b>
<b>Department of Veterans Affairs:</b>									
Joint DOD-VA Medical Facility Demonstration Fund	36	.....	36	346	.....	346	336	.....	336
Veterans Health Administration:									
Veterans Choice Fund, Veterans Health Administration	372	.....	372	3,301	.....	3,301	3,982	.....	3,982
Medical Services	4,782	.....	4,782	48,326	.....	48,326	44,984	.....	44,984
Medical Support and Compliance	561	.....	561	5,491	.....	5,491	5,094	.....	5,094
Medical Facilities	463	.....	463	4,604	.....	4,604	4,425	.....	4,425
Other	88	43	45	990	391	599	978	384	594
Benefits Programs:									
Public Enterprise Funds:									
Housing Accounts	(**)	1	-1	2	10	-7	1	11	-10
Other	71	77	-6	762	768	-7	727	727	1
Compensation and Pensions	454	.....	454	68,392	.....	68,392	63,697	.....	63,697
Readjustment Benefits	381	.....	381	10,483	.....	10,483	10,375	.....	10,375
Veterans Housing Benefit Program Fund	37	.....	37	979	.....	979	843	.....	843
Insurance Funds:									
National Service Life	59	.....	59	651	.....	651	707	.....	707
Veterans Special Life	17	1	16	162	80	83	152	89	63
Other	16	.....	16	94	.....	94	92	.....	92
<b>Total--Benefits Programs</b>	<b>1,034</b>	<b>79</b>	<b>955</b>	<b>81,526</b>	<b>858</b>	<b>80,669</b>	<b>76,594</b>	<b>827</b>	<b>75,767</b>
Departmental Administration:									
Construction	377	.....	377	1,293	.....	1,293	958	.....	958
Information Technology Systems	332	.....	332	3,577	.....	3,577	3,671	.....	3,671
General Operating Expenses	380	.....	380	2,807	(**)	2,806	2,274	(**)	2,274
Other	-5	.....	-5	1,113	.....	1,113	982	.....	982
Proprietary Receipts from the Public:									
National Service Life	.....	4	-4	.....	40	-40	.....	49	-49
Other	.....	327	-327	.....	5,565	-5,565	.....	4,845	-4,845
Intrabudgetary Transactions	-4	.....	-4	-8	.....	-8	-10	.....	-10
<b>Total--Department of Veterans Affairs</b>	<b>8,418</b>	<b>453</b>	<b>7,965</b>	<b>153,365</b>	<b>6,854</b>	<b>146,511</b>	<b>144,270</b>	<b>6,105</b>	<b>138,164</b>
<b>Corps of Engineers:</b>									
Construction	-199	.....	-199	824	.....	824	1,765	.....	1,765
Operation and Maintenance	-365	.....	-365	1,925	.....	1,925	1,950	.....	1,950
Flood Control and Coastal Emergencies	104	.....	104	732	.....	732	339	.....	339
Harbor Maintenance Trust Fund	668	.....	668	668	.....	668	634	.....	634
Rivers and Harbors Contributed Funds	44	.....	44	336	.....	336	356	.....	356

**Table 5. Outlays of the U.S. Government, July 2018 and Other Periods - Continued**

[\$ millions]

Classification	This Month			Current Fiscal Year to Date			Prior Fiscal Year to Date		
	Gross Outlays	Applicable Receipts	Outlays	Gross Outlays	Applicable Receipts	Outlays	Gross Outlays	Applicable Receipts	Outlays
<b>Corps of Engineers: - Continued</b>									
Other	73	.....	73	818	.....	818	877	.....	877
Proprietary Receipts from the Public	.....	4	-4	.....	701	-701	.....	487	-487
Intrabudgetary Transactions	(**)	.....	(**)	(**)	.....	(**)	1	.....	1
<b>Total--Corps of Engineers</b>	<b>324</b>	<b>4</b>	<b>320</b>	<b>5,301</b>	<b>701</b>	<b>4,600</b>	<b>5,923</b>	<b>487</b>	<b>5,435</b>
<b>Other Defense Civil Programs:</b>									
Military Retirement:									
Payment to Military Retirement Fund	.....	.....	.....	82,877	.....	82,877	81,192	.....	81,192
Military Retirement Fund	399	.....	399	44,597	.....	44,597	43,673	.....	43,673
Retiree Health Care:									
Payment to Department of Defense Medicare-Eligible Retiree Health Care Fund	.....	.....	.....	6,567	.....	6,567	5,670	.....	5,670
Department of Defense Medicare-Eligible Retiree Health Care Fund	1,199	.....	1,199	8,791	.....	8,791	8,659	.....	8,659
Educational Benefits	9	.....	9	199	.....	199	228	.....	228
Other	21	.....	21	226	.....	226	225	.....	225
Proprietary Receipts from the Public	.....	2	-2	.....	17	-17	.....	18	-18
Intrabudgetary Transactions	-1,364	.....	-1,364	-97,779	.....	-97,779	-95,478	.....	-95,478
<b>Total--Other Defense Civil Programs</b>	<b>263</b>	<b>2</b>	<b>261</b>	<b>45,478</b>	<b>17</b>	<b>45,461</b>	<b>44,169</b>	<b>18</b>	<b>44,151</b>
<b>Environmental Protection Agency:</b>									
Science and Technology	50	.....	50	583	.....	583	640	.....	640
Environmental Programs and Management	203	.....	203	2,118	.....	2,118	2,165	.....	2,165
State and Tribal Assistance Grants	239	.....	239	3,001	.....	3,001	2,969	.....	2,969
Payment to the Hazardous Substance Superfund	.....	.....	.....	1,094	.....	1,094	1,038	.....	1,038
Hazardous Substance Superfund	105	.....	105	1,078	.....	1,078	909	.....	909
Other	38	(**)	38	231	29	203	248	27	220
Proprietary Receipts from the Public	.....	3	-3	.....	229	-229	.....	112	-112
Intrabudgetary Transactions	-14	.....	-14	-1,074	.....	-1,074	-1,007	.....	-1,007
Offsetting Governmental Receipts	.....	1	-1	.....	21	-21	.....	21	-21
<b>Total--Environmental Protection Agency</b>	<b>621</b>	<b>4</b>	<b>618</b>	<b>7,030</b>	<b>279</b>	<b>6,751</b>	<b>6,961</b>	<b>160</b>	<b>6,801</b>
<b>Executive Office of the President:</b>									
The White House	3	.....	3	42	.....	42	45	.....	45
Office of Management and Budget	8	.....	8	80	.....	80	79	.....	79
Unanticipated Needs	2	.....	2	28	.....	28	47	.....	47
Other	15	.....	15	183	.....	183	176	(**)	176
Proprietary Receipts from the Public	.....	(**)	(**)	.....	1	-1	.....	(**)	(**)
Intrabudgetary Transactions	(**)	.....	(**)	-15	.....	-15	(**)	.....	(**)
<b>Total--Executive Office of the President</b>	<b>29</b>	<b>(**)</b>	<b>28</b>	<b>318</b>	<b>1</b>	<b>318</b>	<b>347</b>	<b>(**)</b>	<b>347</b>
<b>General Services Administration:</b>									
Real Property Activities	-46	.....	-46	-666	.....	-666	-610	.....	-610
Supply and Technology Activities	-96	.....	-96	56	.....	56	-128	.....	-128
General Activities	24	.....	24	260	.....	260	250	.....	250
Proprietary Receipts from the Public	.....	-15	15	.....	89	-89	.....	117	-117
Intrabudgetary Transactions	-3	.....	-3	-9	.....	-9	-7	.....	-7
<b>Total--General Services Administration</b>	<b>-120</b>	<b>-15</b>	<b>-106</b>	<b>-359</b>	<b>89</b>	<b>-448</b>	<b>-495</b>	<b>117</b>	<b>-612</b>
<b>International Assistance Programs:</b>									
Millennium Challenge Corporation	45	.....	45	562	.....	562	575	.....	575
International Security Assistance:									
Pakistan Counterinsurgency Capability Fund	.....	.....	.....	5	.....	5	.....	.....	.....
Foreign Military Financing Program	39	.....	39	5,351	.....	5,351	5,410	.....	5,410
Economic Support Fund	317	.....	317	3,693	.....	3,693	4,581	.....	4,581
Other	386	.....	386	1,184	13	1,171	1,004	13	991
<b>Total--International Security Assistance</b>	<b>742</b>	<b>.....</b>	<b>742</b>	<b>10,233</b>	<b>13</b>	<b>10,220</b>	<b>10,994</b>	<b>13</b>	<b>10,982</b>
Multilateral Assistance:									
Contribution to the International Development Association	.....	.....	.....	1,097	.....	1,097	1,197	.....	1,197
Other	55	.....	55	749	.....	749	960	.....	960
<b>Total--Multilateral Assistance</b>	<b>55</b>	<b>.....</b>	<b>55</b>	<b>1,846</b>	<b>.....</b>	<b>1,846</b>	<b>2,157</b>	<b>.....</b>	<b>2,157</b>
Agency for International Development:									
Development Assistance Program	267	.....	267	2,000	.....	2,000	2,152	.....	2,152
Assistance for Europe, Eurasia and Central Asia	28	.....	28	335	.....	335	137	.....	137
International Disaster Assistance	344	.....	344	2,915	.....	2,915	2,278	.....	2,278
Operating Expenses	113	.....	113	996	.....	996	1,100	.....	1,100



**Table 5. Outlays of the U.S. Government, July 2018 and Other Periods - Continued**

[\$ millions]

Classification	This Month			Current Fiscal Year to Date			Prior Fiscal Year to Date		
	Gross Outlays	Applicable Receipts	Outlays	Gross Outlays	Applicable Receipts	Outlays	Gross Outlays	Applicable Receipts	Outlays
<b>International Assistance Programs: - Continued</b>									
Other	157	90	67	108	132	-24	373	(**)	373
Proprietary Receipts from the Public	.....	52	-52	.....	68	-68	.....	-3	3
Intrabudgetary Transactions	(**)	.....	(**)	1	.....	1	-42	.....	-42
<b>Total--Agency for International Development</b>	<b>909</b>	<b>142</b>	<b>767</b>	<b>6,354</b>	<b>199</b>	<b>6,155</b>	<b>5,997</b>	<b>-3</b>	<b>6,001</b>
Overseas Private Investment Corporation:									
Overseas Private Investment Corporation Accounts	383	10	374	460	131	329	84	126	-41
Proprietary Receipts from the Public	.....	271	-271	.....	377	-377	.....	226	-226
<b>Total--Overseas Private Investment Corporation</b>	<b>383</b>	<b>281</b>	<b>103</b>	<b>460</b>	<b>508</b>	<b>-48</b>	<b>84</b>	<b>352</b>	<b>-267</b>
Peace Corps	37	(**)	36	340	3	337	354	4	351
Military Sales Program:									
Foreign Military Sales Trust Fund	2,536	.....	2,536	25,536	.....	25,536	22,547	.....	22,547
Other	7	(**)	7	79	14	66	-8	247	-255
Proprietary Receipts from the Public	.....	2,828	-2,828	.....	27,544	-27,544	.....	26,496	-26,496
Other	11	(**)	11	100	2	98	93	1	91
<b>Total--International Assistance Programs</b>	<b>4,725</b>	<b>3,250</b>	<b>1,475</b>	<b>45,511</b>	<b>28,282</b>	<b>17,228</b>	<b>42,793</b>	<b>27,109</b>	<b>15,684</b>
<b>National Aeronautics and Space Administration:</b>									
Science	537	.....	537	4,834	.....	4,834	4,556	.....	4,556
Aeronautics	60	.....	60	527	.....	527	528	.....	528
Exploration	342	.....	342	3,670	.....	3,670	3,433	.....	3,433
Cross Agency Support	224	.....	224	2,295	.....	2,295	2,346	.....	2,346
Space Operations	321	.....	321	3,957	.....	3,957	3,569	.....	3,569
Other	70	.....	70	1,026	.....	1,026	1,077	.....	1,077
Proprietary Receipts from the Public	.....	(**)	(**)	.....	1	-1	.....	2	-2
Intrabudgetary Transactions	(**)	.....	(**)	-1	.....	-1	-2	.....	-2
<b>Total--National Aeronautics and Space Administration</b>	<b>1,553</b>	<b>(**)</b>	<b>1,553</b>	<b>16,308</b>	<b>1</b>	<b>16,307</b>	<b>15,506</b>	<b>2</b>	<b>15,505</b>
<b>National Science Foundation:</b>									
Research and Related Activities	528	.....	528	4,474	.....	4,474	4,558	.....	4,558
Education and Human Resources	77	.....	77	725	.....	725	698	.....	698
Other	45	.....	45	515	.....	515	510	.....	510
Proprietary Receipts from the Public	.....	(**)	(**)	.....	24	-24	.....	33	-33
<b>Total--National Science Foundation</b>	<b>650</b>	<b>(**)</b>	<b>650</b>	<b>5,715</b>	<b>24</b>	<b>5,691</b>	<b>5,766</b>	<b>33</b>	<b>5,733</b>
<b>Office of Personnel Management:</b>									
Government Payment for Annuity, Employees Health and Life Insurance Benefits									
Life Insurance Benefits	1,091	.....	1,091	10,720	.....	10,720	10,544	.....	10,544
Postal Service Retiree Health Benefits Fund	309	.....	309	3,068	.....	3,068	2,866	.....	2,866
Civil Service Retirement and Disability Fund	7,410	.....	7,410	71,675	.....	71,675	69,934	.....	69,934
Employees Life Insurance Fund	266	307	-41	2,722	3,278	-556	2,553	2,673	-119
Employees and Retired Employees Health Benefits Fund	4,509	4,758	-250	44,144	45,886	-1,742	42,139	44,469	-2,330
Other	-33	.....	-33	-19	.....	-19	-89	.....	-89
Proprietary Receipts from the Public	.....	(**)	(**)	.....	3	-3	.....	3	-3
Intrabudgetary Transactions:									
Postal Service Contributions	(**)	.....	(**)	-1,340	.....	-1,340	-1,434	.....	-1,434
Civil Service Retirement and Disability Fund:									
Other	-4	.....	-4	-32	.....	-32	-34	.....	-34
<b>Total--Office of Personnel Management</b>	<b>13,547</b>	<b>5,065</b>	<b>8,482</b>	<b>130,937</b>	<b>49,167</b>	<b>81,770</b>	<b>126,479</b>	<b>47,145</b>	<b>79,334</b>
<b>Small Business Administration:</b>									
Salaries and Expenses	84	.....	84	31	(**)	31	164	(**)	164
Business Loans Program	(**)	(**)	(**)	286	1	285	803	2	800
Disaster Loans Program	32	(**)	32	1,039	(**)	1,039	304	1	303
Other	19	3	17	219	18	201	211	17	195
Proprietary Receipts from the Public	.....	(**)	(**)	.....	1,744	-1,744	.....	1,200	-1,200
Intrabudgetary Transactions	1	.....	1	1	.....	1	(**)	.....	(**)
<b>Total--Small Business Administration</b>	<b>136</b>	<b>2</b>	<b>134</b>	<b>1,576</b>	<b>1,764</b>	<b>-188</b>	<b>1,481</b>	<b>1,220</b>	<b>261</b>
<b>Social Security Administration:</b>									
Payments to Social Security Trust Funds	8,098	.....	8,098	35,704	.....	35,704	37,348	.....	37,348
Supplemental Security Income Program	604	.....	604	45,024	.....	45,024	44,399	.....	44,399
Federal Old-Age and Survivors Insurance Trust Fund (Off-Budget):									
Benefit Payments	70,599	.....	70,599	691,316	.....	691,316	657,321	.....	657,321
Administrative Expenses	289	.....	289	3,200	.....	3,200	3,017	.....	3,017
Payment to Railroad Retirement Account	.....	.....	.....	4,769	.....	4,769	4,316	.....	4,316
<b>Total--Federal Old-Age and Survivors Insurance Trust Fund (Off-Budget)</b>	<b>70,888</b>	<b>.....</b>	<b>70,888</b>	<b>699,285</b>	<b>.....</b>	<b>699,285</b>	<b>664,654</b>	<b>.....</b>	<b>664,654</b>

**Table 5. Outlays of the U.S. Government, July 2018 and Other Periods - Continued**

[\$ millions]

Classification	This Month			Current Fiscal Year to Date			Prior Fiscal Year to Date		
	Gross Outlays	Applicable Receipts	Outlays	Gross Outlays	Applicable Receipts	Outlays	Gross Outlays	Applicable Receipts	Outlays
<b>Social Security Administration: - Continued</b>									
Federal Disability Insurance Trust Fund (Off-Budget):									
Benefit Payments	12,047	.....	12,047	119,780	.....	119,780	119,133	.....	119,133
Administrative Expenses	221	.....	221	2,297	.....	2,297	2,216	.....	2,216
Payment to Railroad Retirement Account	.....	.....	.....	174	.....	174	207	.....	207
Total--Federal Disability Insurance Trust Fund (Off-Budget)	12,268	.....	12,268	122,251	.....	122,251	121,556	.....	121,556
Other	3	.....	3	133	.....	133	127	.....	127
Proprietary Receipts from the Public:									
On-Budget	.....	275	-275	.....	2,408	-2,408	.....	2,275	-2,275
Off-Budget	.....	3	-3	.....	70	-70	.....	71	-71
Intrabudgetary Transactions:									
Off-Budget <sup>1</sup>	-8,098	.....	-8,098	-35,702	.....	-35,702	-37,346	.....	-37,346
<b>Total--Social Security Administration</b>	<b>83,763</b>	<b>278</b>	<b>83,485</b>	<b>866,695</b>	<b>2,478</b>	<b>864,217</b>	<b>830,738</b>	<b>2,345</b>	<b>828,393</b>
<b>Independent Agencies:</b>									
Broadcasting Board of Governors	80	(**)	80	626	(**)	627	600	(**)	600
Bureau of Consumer Financial Protection	44	.....	44	569	(**)	569	659	(**)	659
Corporation for National and Community Service	90	(**)	90	790	3	787	802	2	800
Corporation for Public Broadcasting	.....	.....	.....	465	.....	465	495	.....	495
District of Columbia:									
Courts	26	.....	26	284	(**)	284	275	(**)	275
General and Special Payments	64	18	46	571	65	506	564	47	517
Equal Employment Opportunity Commission	27	1	26	301	4	296	306	4	302
Export-Import Bank of the United States	10	6	4	729	963	-233	71	1,033	-962
Federal Communications Commission:									
Universal Service Fund	875	.....	875	8,058	.....	8,058	8,414	.....	8,414
Spectrum Auction Program Account	.....	.....	.....	(**)	.....	(**)	(**)	.....	(**)
Other	69	2	67	408	26	382	241	22	219
Federal Deposit Insurance Corporation:									
Deposit Insurance Fund	-104	.....	-104	-12,663	.....	-12,663	-6,245	.....	-6,245
FSLIC Resolution Fund	(**)	1	-1	(**)	11	-11	(**)	11	-11
Total--Federal Deposit Insurance Corporation	-104	1	-105	-12,662	11	-12,674	-6,245	11	-6,255
Federal Drug Control Programs	24	.....	24	208	.....	208	295	.....	295
Federal Housing Finance Agency	22	.....	22	218	.....	218	216	.....	216
Institute of Museum and Library Services	21	(**)	21	172	(**)	172	175	(**)	175
Intelligence Community Management Account	38	.....	38	373	.....	373	424	(**)	424
Legal Services Corporation	34	.....	34	337	.....	337	287	.....	287
National Archives and Records Administration	32	2	30	331	22	309	344	19	326
National Credit Union Administration	755	14	741	1,651	2,542	-891	1,556	4,447	-2,892
National Endowment for the Arts	13	(**)	13	122	(**)	121	122	(**)	121
National Endowment for the Humanities	13	(**)	13	118	(**)	118	120	1	119
National Labor Relations Board	20	(**)	20	219	(**)	219	226	(**)	226
Nuclear Regulatory Commission	72	4	68	754	593	161	775	624	151
Postal Service:									
Off-Budget:									
Public Enterprise Funds	5,669	5,719	-50	69,419	70,644	-1,226	64,976	66,795	-1,819
Other	.....	.....	.....	260	.....	260	270	.....	270
Other	.....	.....	.....	58	.....	58	35	.....	35
Railroad Retirement Board:									
Federal Windfall Subsidy	2	.....	2	17	.....	17	20	.....	20
Federal Payments to the Railroad Retirement Accounts	249	.....	249	774	.....	774	714	.....	714
Railroad Unemployment Insurance Trust Fund:									
Benefit Payments	6	.....	6	80	.....	80	92	.....	92
Transfer To Administrative Funds	2	.....	2	16	.....	16	13	.....	13
Rail Industry Pension Fund:									
Benefit Payments	456	.....	456	4,531	.....	4,531	4,428	.....	4,428
OASDI Certifications	(**)	.....	(**)	-2	.....	-2	-2	.....	-2
Transfer to Administrative Funds	7	.....	7	70	.....	70	60	.....	60
Other	(**)	.....	(**)	(**)	.....	(**)	(**)	.....	(**)
National Railroad Retirement Investment Trust:									
Administrative Expenses	15	.....	15	71	.....	71	55	.....	55
Transfers to the Railroad Retirement Trust Funds from the National Railroad Retirement Investment Trust	174	.....	174	1,638	.....	1,638	1,478	.....	1,478

**Table 5. Outlays of the U.S. Government, July 2018 and Other Periods - Continued**

[\$ millions]

Classification	This Month			Current Fiscal Year to Date			Prior Fiscal Year to Date		
	Gross Outlays	Applicable Receipts	Outlays	Gross Outlays	Applicable Receipts	Outlays	Gross Outlays	Applicable Receipts	Outlays
<b>Independent Agencies: - Continued</b>									
Railroad Social Security Equivalent Benefit Account:									
Benefit Payments	604	.....	604	6,120	.....	6,120	6,034	.....	6,034
Transfer To Administrative Funds	3	.....	3	25	.....	25	24	.....	24
Other	(**)	.....	(**)	-10	.....	-10	3	.....	3
Proprietary Receipts from the Public	.....	-130	130	.....	1,695	-1,695	.....	2,433	-2,433
Intrabudgetary Transactions:									
Payments from Other Funds to the Railroad Retirement Trust Funds									
Trust Funds	.....	.....	.....	-4,942	.....	-4,942	-4,522	.....	-4,522
Other	-424	.....	-424	-2,414	.....	-2,414	-2,193	.....	-2,193
<b>Total--Railroad Retirement Board</b>	<b>1,094</b>	<b>-130</b>	<b>1,224</b>	<b>5,974</b>	<b>1,695</b>	<b>4,279</b>	<b>6,204</b>	<b>2,433</b>	<b>3,771</b>
Securities and Exchange Commission	140	7	133	967	8	959	956	1	955
Smithsonian Institution	105	.....	105	871	(**)	871	858	(**)	858
Tennessee Valley Authority	3,290	3,380	-90	38,553	39,669	-1,117	40,249	40,432	-183
Other	359	38	321	3,159	696	2,462	3,456	645	2,812
<b>Total--Independent Agencies</b>	<b>12,883</b>	<b>9,063</b>	<b>3,820</b>	<b>123,901</b>	<b>116,943</b>	<b>6,957</b>	<b>127,725</b>	<b>116,514</b>	<b>11,211</b>
<b>Undistributed Offsetting Receipts:</b>									
Other Interest	.....	.....	.....	.....	(**)	(**)	.....	(**)	(**)
Employer Share, Employee Retirement:									
Department of Health and Human Services:									
Federal Hospital Insurance Trust Fund:									
Federal Employer Contributions	-323	.....	-323	-3,193	.....	-3,193	-3,094	.....	-3,094
Postal Service Employer Contributions	-53	.....	-53	-534	.....	-534	-566	.....	-566
Department of State:									
Foreign Service Retirement and Disability Fund	-29	.....	-29	-290	.....	-290	-287	.....	-287
Other Defense Civil Programs:									
Military Retirement Fund	-1,477	.....	-1,477	-21,861	.....	-21,861	-21,885	.....	-21,885
Department of Defense Medicare-Eligible Retiree Health Care Fund									
Care Fund	.....	.....	.....	-8,384	.....	-8,384	-7,165	.....	-7,165
Office of Personnel Management:									
Civil Service Retirement and Disability Fund	-2,829	.....	-2,829	-25,915	.....	-25,915	-25,430	.....	-25,430
Social Security Administration:									
Federal Old-Age and Survivors Insurance Trust Fund:									
Federal Employer Contributions	-1,242	.....	-1,242	-12,233	.....	-12,233	-11,671	.....	-11,671
Federal Disability Insurance Trust Fund:									
Federal Employer Contributions	-293	.....	-293	-2,890	.....	-2,890	-2,757	.....	-2,757
Other	(**)	.....	(**)	-2	.....	-2	-1	.....	-1
<b>Total--Employer Share, Employee Retirement</b>	<b>-6,247</b>	<b>.....</b>	<b>-6,247</b>	<b>-75,303</b>	<b>.....</b>	<b>-75,303</b>	<b>-72,858</b>	<b>.....</b>	<b>-72,858</b>
Interest Received by Trust Funds:									
Judicial Branch:									
Judicial Survivors Annuity Fund	(**)	.....	(**)	-1	.....	-1	4	.....	4
Department of Health and Human Services:									
Federal Hospital Insurance Trust Fund	-7	.....	-7	-7,273	.....	-7,273	-7,386	.....	-7,386
Federal Supplementary Medical Insurance Trust Fund	-19	.....	-19	-2,309	.....	-2,309	-2,245	.....	-2,245
Department of Homeland Security:									
Oil Spill Liability Trust Fund	-5	.....	-5	-67	.....	-67	-35	.....	-35
Other	(**)	.....	(**)	-19	.....	-19	-12	.....	-12
Department of Labor:									
Unemployment Trust Fund	-4	.....	-4	-1,395	.....	-1,395	-1,194	.....	-1,194
Department of State:									
Foreign Service Retirement and Disability Fund	(**)	.....	(**)	-546	.....	-546	-567	.....	-567
Department of Transportation:									
Airport and Airway Trust Fund	-2	.....	-2	-273	.....	-273	-273	.....	-273
Department of Veterans Affairs:									
National Service Life Insurance Fund	(**)	.....	(**)	-129	.....	-129	-152	.....	-152
United States Government Life Insurance Fund	(**)	.....	(**)	(**)	.....	(**)	(**)	.....	(**)
Corps of Engineers	-9	.....	-9	-122	.....	-122	-76	.....	-76
Other Defense Civil Programs:									
Military Retirement Fund	-4,287	.....	-4,287	-23,217	.....	-23,217	-18,635	.....	-18,635
Educational Benefits Fund	-4	.....	-4	-42	.....	-42	-41	.....	-41
Armed Forces Retirement Home	(**)	.....	(**)	-1	.....	-1	-1	.....	-1
Environmental Protection Agency	-3	.....	-3	-40	.....	-40	-28	.....	-28
Office of Personnel Management:									
Civil Service Retirement and Disability Fund	-3	.....	-3	-25,542	.....	-25,542	-26,216	.....	-26,216
Social Security Administration:									
Federal Old-Age and Survivors Insurance Trust Fund	-62	.....	-62	-81,470	.....	-81,470	-84,781	.....	-84,781
Federal Disability Insurance Trust Fund	-8	.....	-8	-2,192	.....	-2,192	-1,596	.....	-1,596

**Table 5. Outlays of the U.S. Government, July 2018 and Other Periods - Continued**

[\$ millions]

Classification	This Month			Current Fiscal Year to Date			Prior Fiscal Year to Date		
	Gross Outlays	Applicable Receipts	Outlays	Gross Outlays	Applicable Receipts	Outlays	Gross Outlays	Applicable Receipts	Outlays
<b>Undistributed Offsetting Receipts: - Continued</b>									
Independent Agencies:									
Railroad Retirement Board	-1	.....	-1	-17	.....	-17	29	.....	29
Other	-3	.....	-3	-15	.....	-15	-13	.....	-13
Other	-47	.....	-47	-604	.....	-604	-406	.....	-406
Total--Interest Received by Trust Funds	-4,465	.....	-4,465	-145,274	.....	-145,274	-143,625	.....	-143,625
Rents and Royalties on the Outer Continental Shelf Lands	.....	612	-612	.....	4,088	-4,088	.....	2,891	-2,891
<b>Total--Undistributed Offsetting Receipts</b>	<b>-10,711</b>	<b>612</b>	<b>-11,323</b>	<b>-220,577</b>	<b>4,088</b>	<b>-224,665</b>	<b>-216,482</b>	<b>2,892</b>	<b>-219,374</b>
<b>Total Outlays</b>	<b>334,152</b>	<b>32,021</b>	<b>302,131</b>	<b>3,841,345</b>	<b>391,310</b>	<b>3,450,035</b>	<b>3,682,577</b>	<b>376,694</b>	<b>3,305,883</b>
<b>Total On-Budget</b>	<b>255,029</b>	<b>26,299</b>	<b>228,731</b>	<b>3,084,618</b>	<b>320,596</b>	<b>2,764,023</b>	<b>2,969,273</b>	<b>309,828</b>	<b>2,659,444</b>
<b>Total Off-Budget</b>	<b>79,123</b>	<b>5,722</b>	<b>73,401</b>	<b>756,727</b>	<b>70,714</b>	<b>686,013</b>	<b>713,305</b>	<b>66,865</b>	<b>646,439</b>
<b>Total Surplus (+) or Deficit (-)</b>			<b>-76,865</b>			<b>-683,965</b>			<b>-566,023</b>
<b>Total On-Budget</b>			<b>-69,861</b>			<b>-710,116</b>			<b>-632,987</b>
<b>Total Off-Budget</b>			<b>-7,005</b>			<b>+26,152</b>			<b>+66,964</b>

**MEMORANDUM**

Receipts Offset Against Outlays (In Millions)

	Current Fiscal Year to Date	Comparable Period Prior Fiscal Year
Proprietary Receipts	189,958	179,586
Intrabudgetary Transactions	653,278	644,850
Governmental Receipts	10,465	10,070
<b>Total Receipts Offset Against Outlays</b>	<b>853,701</b>	<b>834,506</b>

1 Includes FICA and SECA tax credits, non-contributory military service credits, special benefits for the aged and credit for the unnegotiated OASI benefit checks.

Note: Details may not add to totals due to rounding.

... No Transactions

(\*\*) Less than absolute value of \$500,000

**Table 6. Means of Financing the Deficit or Disposition of Surplus by the U.S. Government, July 2018 and Other Periods**

[\$ millions]

Assets and Liabilities Directly Related to Budget Off-Budget Activity	Net Transactions (-) denotes net reduction of either liability or asset accounts			Account Balances Current Fiscal Year		
	This Month	Fiscal Year to Date		Beginning of		Close of This Month
		This Year	Prior Year	This Year	This Month	
<b>Liability Accounts:</b>						
Borrowing from the Public:						
Treasury Securities, Issued Under General Financing Authorities:						
Debt Held by the Public	102,929	896,064	187,521	14,673,428	15,466,563	15,569,492
Intragovernmental Holdings	15,063	172,097	83,943	5,571,471	5,728,505	5,743,568
Total Treasury Securities Outstanding	117,991	1,068,161	271,464	20,244,900	21,195,070	21,313,061
Plus Premium on Treasury Securities	198	-2,429	-1,845	30,639	28,013	28,210
Less Discount on Treasury Securities	35	8,839	2,768	96,017	104,821	104,856
Total Treasury Securities Net of Premium and Discount	118,154	1,056,893	266,852	20,179,522	21,118,260	21,236,415
Agency Securities, Issued Under Special Financing Authorities (See Schedule B; for Other Agency Borrowing, See Schedule C)						
Total Federal Securities	-73	-931	-3	24,369	23,511	23,438
	118,081	1,055,962	266,849	20,203,891	21,141,772	21,259,853
Deduct:						
Federal Securities Held as Investments of Government Accounts (See Schedule D)						
Less Discount on Federal Securities Held as Investments of Government Accounts	14,769	163,217	83,803	5,563,074	5,711,522	5,726,291
Net Federal Securities Held as Investments of Government Accounts	18	1,888	-764	25,909	27,779	27,797
Total Borrowing from the Public	14,751	161,328	84,567	5,537,165	5,683,742	5,698,494
Total Borrowing from the Public	103,330	894,634	182,282	14,666,725	15,458,030	15,561,359
Accrued Interest Payable to the Public	2,157	10,962	13,554	65,480	74,284	76,441
Allocations of Special Drawing Rights	-60	-298	422	49,912	49,674	49,614
Uninvested Balances, Deposit Funds	-1,207	1,440	185,627	24,551	27,198	25,991
Miscellaneous Liability Accounts (Includes Checks Outstanding Etc.)	-1,687	-190	-695	8,501	9,997	8,311
<b>Total Liability Accounts</b>	<b>102,534</b>	<b>906,548</b>	<b>381,189</b>	<b>14,815,168</b>	<b>15,619,182</b>	<b>15,721,716</b>
<b>Asset Accounts (Deduct)</b>						
Cash and Monetary Assets:						
U.S. Treasury Operating Cash:						
Federal Reserve Account <sup>1</sup>	25,354	198,837	-164,288	159,322	332,805	358,159
Balance	25,354	198,837	-164,288	159,322	332,805	358,159
Special Drawing Rights:						
Total Holdings	-62	-217	1,161	51,443	51,288	51,226
SDR Certificates Issued to Federal Reserve Banks	.....	.....	.....	-5,200	-5,200	-5,200
Balance	-62	-217	1,161	46,243	46,088	46,026
Reserve Position on the U.S. Quota in the IMF:						
U.S. Subscription to International Monetary Fund:						
Direct Quota Payments	.....	.....	.....	111,629	111,629	111,629
Maintenance of Value Adjustments	-142	-700	991	5,666	5,108	4,967
Letter of Credit Issued to IMF	-11	3,733	1,279	-102,153	-98,409	-98,420
Dollar Deposits with the IMF	30	9	-3	-309	-329	-299
Receivable/Payable (-) for Interim Maintenance of Value Adjustments	124	602	-878	-3,325	-2,847	-2,723
Balance	1	3,645	1,389	11,509	15,152	15,153
Loans to International Monetary Fund	-205	-2,587	-1,195	7,903	5,522	5,317
Other Cash and Monetary Assets	-209	450	70	26,083	26,742	26,532
Total Cash and Monetary Assets	24,879	200,129	-162,863	251,060	426,309	451,188
Non-Federal Securities of the National Railroad Retirement Investment Trust						
Net Activity, Guaranteed Loan Financing (See Schedule E)	-259	58	687	25,013	25,330	25,070
Net Activity, Direct Loan Financing (See Schedule E)	77	-11,024	-24,686	13,727	2,625	2,703
Net Activity, Direct Loan Financing (See Schedule E)	-673	32,130	1,919	1,281,470	1,314,273	1,313,600
Miscellaneous Asset Accounts	1,607	1,013	97	-1,218	-1,813	-205
<b>Total Asset Accounts</b>	<b>25,632</b>	<b>222,305</b>	<b>-184,847</b>	<b>1,570,051</b>	<b>1,766,724</b>	<b>1,792,357</b>
<b>Excess of Liabilities (+) or Assets (-)</b>	<b>76,901</b>	<b>684,243</b>	<b>566,036</b>	<b>13,245,117</b>	<b>13,852,458</b>	<b>13,929,359</b>
Transactions Not Applied to Current Year's Surplus or Deficit (See Schedule A for Details)						
	-36	-278	-13	.....	-242	-278
<b>Total Budget and Off-Budget Federal Entities (Financing of Deficit (+) or Disposition of Surplus (-))</b>	<b>76,865</b>	<b>683,965</b>	<b>566,023</b>	<b>13,245,117</b>	<b>13,852,216</b>	<b>13,929,082</b>

1 Major sources of information used to determine Treasury's operating cash balance include Federal Reserve Banks, Treasury Regional Finance Centers, Internal Revenue Service Centers, various electronic systems, and information on the Public Debt. Information is presented on a modified cash basis. Deposits are

reflected as received and withdrawals are reflected as processed.

Note: Details may not add to totals due to rounding.

... No Transactions

**Table 6. Schedule A-Analysis of Change in Excess of Liabilities of the U.S. Government, July 2018 and Other Periods**

Classification	[\$ millions]		
	This Month	Fiscal Year to Date	
		This Year	Prior Year
<b>Excess of Liabilities Beginning of Period:</b>			
Based on Composition of Unified Budget in Preceding Period	13,852,457	13,245,002	12,480,143
Adjustments During Current Fiscal Year for Changes in Composition of Unified Budget:			
Revisions by Federal Agencies to the Prior Budget Results	1	115	99,407
Excess of Liabilities Beginning of Period (Current Basis)	13,852,458	13,245,117	12,579,550
<b>Budget Surplus (-) or Deficit:</b>			
Based on Composition of Unified Budget in Prior Fiscal Year	76,865	683,965	566,023
Total Surplus (-) or Deficit (Table 2)	76,865	683,965	566,023
Total-On-Budget (Table 2)	69,861	711,116	632,987
Total-Off-Budget (Table 2)	7,005	-26,152	-66,964
<b>Transactions Not Applied to Current Year's Surplus or Deficit:</b>			
Premium/Discount on Buyback of U.S. Treasury Securities	.....	-2	(**)
Other	36	280	13
Total-Transactions Not Applied to Current Year's Surplus or Deficit	36	278	13
<b>Excess of Liabilities Close of Period</b>	<b>13,929,359</b>	<b>13,929,359</b>	<b>13,145,585</b>

Note: Details may not add to totals due to rounding.  
 ... No Transactions

(\*\*) Less than absolute value of \$500,000

**Table 6. Schedule B-Securities Issued by Federal Agencies Under Special Financing Authorities, July 2018 and Other Periods**

Classification	[\$ millions]			Account Balances Current Fiscal Year		
	This Month	Net Transactions (-) denotes net reduction of liability accounts		Beginning of		Close of This Month
		Fiscal Year to Date		This Year	This Month	
		This Year	Prior Year			
<b>Agency Securities, Issued Under Special Financing Authorities:</b>						
<b>Obligations Guaranteed by the United States, Issued By:</b>						
Department of Housing and Urban Development:						
Federal Housing Administration	.....	.....	.....	19	19	19
<b>Obligations Not Guaranteed by the United States, Issued By:</b>						
Legislative Branch:						
Architect of the Capitol	1	-2	-2	89	87	87
Independent Agencies:						
Federal Communications Commission	.....	.....	.....	(**)	(**)	(**)
National Archives and Records Administration	.....	-12	-11	52	40	40
Tennessee Valley Authority	-74	-916	10	24,209	23,366	23,292
<b>Total Agency Securities</b>	<b>-73</b>	<b>-931</b>	<b>-3</b>	<b>24,369</b>	<b>23,511</b>	<b>23,438</b>

Note: Details may not add to totals due to rounding.  
 ... No Transactions

(\*\*) Less than absolute value of \$500,000

**Table 6. Schedule C (Memorandum)-Federal Agency Borrowing Financed Through the Issue of Treasury Securities, July 2018 and Other Periods**

Classification	Transactions			Account Balances Current Fiscal Year		
	This Month	Fiscal Year to Date		Beginning of		Close of This Month
		This Year	Prior Year	This Year	This Month	
<b>Borrowing from the US Treasury:</b>						
Department of Agriculture:						
Farm Service Agency:						
Commodity Credit Corporation	-447	653	-6,643	8,401	9,501	9,054
Agricultural Credit Insurance Fund	176	1,536	1,264	10,461	11,821	11,997
Farm Storage Facility Loans	5	96	173	943	1,033	1,038
Apple Loans Fund	.....	.....	.....	(**)	(**)	(**)
Emergency Boll Weevil Loan Fund	.....	-1	.....	5	4	4
Rural Housing Service:						
Rural Housing Insurance	.....	-233	-278	18,122	17,889	17,889
Rural Community Facility Loans Fund	.....	274	666	8,490	8,765	8,765
Multifamily Housing Revitalization Loan Account	.....	-16	13	380	364	364
Rural Business - Cooperative Service:						
Rural Business and Industry Loans	.....	-25	-42	39	14	14
Rural Development Loan Fund	.....	-17	-10	312	295	295
Rural Economic Development Loan Fund	.....	-10	-54	202	191	191
Renewable Energy Guaranteed Loan Account	.....	-2	-2	3	1	1
Rural Microenterprise Investment Loans	.....	2	1	36	38	38
Biorefinery Assistance Loan Account	.....	-12	50	53	41	41
Rural Utilities Service:						
Rural Water and Waste Disposal Fund	.....	-209	-573	12,943	12,734	12,734
Rural Electrification and Telecommunications Fund	.....	-440	-2,505	7,786	7,346	7,346
Rural Telephone Bank	.....	-36	-38	178	142	142
Distance Learning and Telemedicine Program	.....	-116	-149	1,033	917	917
Foreign Agricultural Service	.....	.....	.....	601	601	601
Department of Commerce:						
National Oceanic and Atmospheric Administration:						
Fisheries Finance	1	105	10	430	534	535
Department of Defense--Military Programs:						
Family Housing Improvement Loans	.....	58	50	1,630	1,688	1,688
Department of Education:						
College Housing and Academic Facilities Loans	.....	.....	.....	22	22	22
Federal Direct Student Loans	-10,273	113,408	110,466	1,087,478	1,211,159	1,200,886
Teach Grant Loans	-45	23	-56	624	692	648
Temporary Student Loan Purchase Authority	-458	-567	-4,206	49,231	49,122	48,664
Federal Family Education Loans	.....	.....	.....	41,140	41,140	41,140
Department of Energy:						
Bonneville Power Administration Fund	.....	77	100	5,009	5,086	5,086
Western Area Power Administration - Recovery Act	.....	.....	.....	97	97	97
Advanced Technology Vehicles Manufacturing Loans	.....	-43	-7	43	.....	.....
Title 17 Innovative Technology Loans	(**)	56	6	389	446	446
Department of Health and Human Services:						
Consumer Operated and Oriented Plan	.....	.....	-392	651	651	651
Consumer Operated and Oriented Plan Program Contingency Fund	.....	.....	-82	202	202	202
Department of Homeland Security:						
National Flood Insurance Fund	.....	-9,900	1,600	30,425	20,525	20,525
Disaster Assistance Loan Fund	.....	2	1	15	17	17
Department of Housing and Urban Development:						
Public and Indian Housing Programs:						
Low-Rent Public Housing - Loans and Other Expenses	.....	.....	.....	116	116	116
Native Hawaiian Housing Loans	.....	1	.....	6	7	7
Housing Programs:						
Emergency Homeowners' Relief Fund	.....	.....	.....	(**)	(**)	(**)
Federal Housing Administration	.....	25	75	27,954	27,979	27,979
Green Retrofit Program for Multifamily Housing-Recovery Act	.....	.....	.....	5	5	5
Department of the Interior:						
Bureau of Indian Affairs and Bureau of Indian Education	(**)	17	.....	4	20	21
Bureau of Reclamation Loan Fund	.....	1	(**)	31	31	31
Assistance to American Samoa Loan Fund	.....	(**)	(**)	9	9	9
Department of Labor:						
Black Lung Disability Trust Fund	.....	.....	.....	4,337	4,337	4,337



**Table 6. Schedule C (Memorandum)-Federal Agency Borrowing Financed Through the Issue of Treasury Securities, July 2018 and Other Periods - Continued**

Classification	[\$ millions]					
	Transactions			Account Balances Current Fiscal Year		
	This Month	Fiscal Year to Date		Beginning of		Close of This Month
This Year		Prior Year	This Year	This Month		
<b>Borrowing from the US Treasury: - Continued</b>						
Department of State:						
Repatriation Loans	.....	1	1	4	5	5
Department of Transportation:						
Federal Highway Administration:						
Transportation Infrastructure Finance and Innovation Fund	281	2,032	3,160	13,718	15,469	15,750
Federal Railroad Administration:						
Railroad Rehabilitation and Improvement Loan Fund	.....	.....	130	579	579	579
Other	.....	.....	.....	(**)	(**)	(**)
Maritime Administration:						
Maritime Guaranteed Loan (Title XI) Fund	.....	20	.....	1	21	21
Department of the Treasury:						
Departmental Offices:						
Community Development Financial Institutions Fund	3	15	6	76	89	92
Temporary Credit and Liquidity Program	.....	-75	.....	4,438	4,363	4,363
Troubled Asset Relief Program	.....	-34	-289	119	85	85
Small Business Lending Financing Fund	.....	.....	.....	362	362	362
Federal Financing Bank Revolving Fund	58	1,760	1,907	61,270	62,971	63,030
Department of Veterans Affairs:						
Veterans Housing Benefit Program Fund	.....	26	22	489	515	515
Native American Veteran Housing Fund	.....	4	6	69	73	73
Vocational Rehabilitation Loan Fund	1	1	2	1	1	2
Corps of Engineers:						
Washington Aqueduct	.....	(**)	(**)	1	1	1
International Assistance Programs:						
International Security Assistance:						
Foreign Military Loan Program	.....	955	4	2,461	3,416	3,416
Military Debt Reduction	.....	.....	.....	43	43	43
Agency for International Development:						
International Debt Reduction	.....	.....	.....	36	36	36
Development Credit Authority Loan Fund	.....	(**)	-2	1	1	1
Overseas Private Investment Corporation	25	571	1,041	3,015	3,560	3,586
Small Business Administration:						
Business Loan Fund	.....	211	129	2,110	2,322	2,322
Disaster Loan Fund	.....	3,502	858	5,583	9,085	9,085
Independent Agencies:						
Export-Import Bank of the United States	.....	173	1,683	24,645	24,818	24,818
National Credit Union Administration	.....	.....	-1,000	.....	.....	.....
Presidio Trust	.....	.....	.....	43	43	43
Railroad Retirement Board:						
Social Security Equivalent Benefit Account	373	-624	-545	3,712	2,715	3,088
Smithsonian Institution:						
John F. Kennedy Center Parking Facilities	.....	.....	.....	20	20	20
<b>Total Borrowing from the US Treasury</b>	<b>-10,299</b>	<b>113,246</b>	<b>106,551</b>	<b>1,442,633</b>	<b>1,566,178</b>	<b>1,555,879</b>
<b>Borrowing from the Federal Financing Bank:</b>						
Department of Agriculture:						
Rural Utilities Service:						
Rural Electrification and Telecommunications Fund	-189	792	1,101	45,080	46,060	45,872
Department of Education:						
Historically Black College and University Capital Financing Fund	-4	-110	75	1,559	1,453	1,449
Department of Energy:						
Advanced Technology Vehicles Manufacturing Loans	.....	-443	-488	2,799	2,356	2,356
Title 17 Innovative Technology Loans	-34	-297	-123	11,395	11,132	11,098
Department of Health and Human Services:						
Health Maintenance Organization Loan and Loan Guarantee Fund	.....	.....	.....	(**)	(**)	(**)
Department of Housing and Urban Development:						
Housing Programs:						
Federal Housing Administration	59	391	427	1,193	1,524	1,583
Department of the Treasury:						
Departmental Offices:						
Community Development Financial Institutions Fund	31	171	153	491	631	662
Department of Veterans Affairs:						
Guaranteed Transitional Housing Loans for Homeless Veterans	(**)	(**)	(**)	4	4	4
Independent Agencies:						
Postal Service	.....	.....	.....	15,000	15,000	15,000
<b>Total Borrowing from the Federal Financing Bank</b>	<b>-136</b>	<b>503</b>	<b>1,145</b>	<b>77,522</b>	<b>78,161</b>	<b>78,025</b>

Note: Details may not add to totals due to rounding.

Note: This table includes lending by the Federal Financing Bank accomplished by the purchase of agency financial assets, by the acquisition of agency debt securities, and by direct loans on behalf of an agency. The Federal Financing Bank borrows from Treasury and issues its own securities and in turn may loan

these funds to agencies in lieu of agencies borrowing directly through Treasury or issuing their own securities.

... No Transactions

(\*\*) Less than absolute value of \$500,000



**Table 6. Schedule D-Investments of Federal Government Accounts in Federal Securities, July 2018 and Other Periods**

[\$ millions]

Classification	Net Purchases or Sales (-)			Securities Held as Investments Current Fiscal Year		
	This Month	Fiscal Year to Date		Beginning of		Close of This Month
		This Year	Prior Year	This Year	This Month	
<b>Federal Funds:</b>						
Department of Agriculture	.....	15	16	210	225	225
Department of Commerce	3	3	3	.....	.....	3
Department of Defense--Military Programs:						
Defense Cooperation Account	.....	(**)	(**)	8	8	8
Department of Energy	39	795	605	55,558	56,314	56,353
Department of Health and Human Services	.....	15	574	1,145	1,160	1,160
Department of Homeland Security	-99	550	-458	.....	649	550
Department of Housing and Urban Development:						
Housing Programs:						
Federal Housing Administration Fund	582	-5,128	-7,567	30,879	25,170	25,752
Government National Mortgage Association:						
Guarantees of Mortgage-Backed Securities	24	-2,711	-1,279	17,276	14,541	14,565
Department of the Interior	-35	206	897	9,090	9,331	9,296
Department of Justice	167	717	511	.....	550	717
Department of Labor	-123	2,832	2,657	28,475	31,429	31,307
Department of State:						
Foreign Service Retirement and Disability Fund	1	6	5	10	15	16
Other	.....	(**)	15	15	15	15
Department of Transportation	.....	17	56	2,258	2,274	2,274
Department of the Treasury	476	-62	-1,020	24,508	23,971	24,447
Department of Veterans Affairs:						
Veterans Reopened Insurance Fund	-2	-17	-18	123	107	105
Servicemen'S Group Life Insurance Fund	.....	(**)	(**)	1	1	1
Other Defense Civil Programs:						
Uniformed Services Retiree Health Care Fund	149	14,372	12,749	225,847	240,071	240,219
Office of Personnel Management:						
Postal Service Contributions	-309	-1,727	-5,382	49,491	48,072	47,763
Independent Agencies:						
Federal Deposit Insurance Corporation:						
Deposit Insurance Fund	193	13,011	6,366	80,161	92,980	93,173
FSLIC Resolution Fund	1	10	10	839	848	850
Federal Housing Finance Agency	-22	21	34	61	105	83
National Credit Union Administration	-742	2,804	1,851	13,470	17,016	16,274
Postal Service	-231	570	1,644	10,965	11,766	11,535
Tennessee Valley Authority	(**)	(**)	(**)	25	25	25
Other						
Treasury Securities	-109	-4,452	-676	17,570	13,228	13,118
Other	33	232	33	11,727	11,926	11,960
Total Treasury Securities	-4	22,079	11,623	579,712	601,795	601,791
<b>Total Federal Funds</b>	<b>-4</b>	<b>22,079</b>	<b>11,623</b>	<b>579,712</b>	<b>601,795</b>	<b>601,791</b>
<b>Trust Funds:</b>						
Legislative Branch:						
Library of Congress	-1	1	(**)	22	24	23
United States Tax Court	.....	(**)	(**)	12	12	12
Other	1	2	1	29	30	31
Judicial Branch:						
Judicial Retirement Funds	-61	51	70	1,183	1,295	1,234
Department of Agriculture	.....	.....	.....	6	6	6
Department of Commerce	.....	4	.....	333	337	337
Department of Defense--Military Programs:						
Voluntary Separation Incentive Fund	-5	-2	-2	131	133	128
Other	16	138	227	1,273	1,394	1,411
Department of Health and Human Services:						
Federal Hospital Insurance Trust Fund	3,532	5,830	16,156	197,835	200,132	203,664
Federal Supplementary Medical Insurance Trust Fund	19,700	30,690	33,747	70,589	81,579	101,279
Other	8	93	-3	3,629	3,714	3,722
Department of Homeland Security	73	811	636	7,598	8,336	8,409
Department of the Interior	(**)	15	7	28	43	43
Department of Labor:						
Unemployment Trust Fund	-1,988	10,158	5,596	60,711	72,857	70,869
Other	-9	-36	-32	65	37	29
Department of State:						

**Table 6. Schedule D-Investments of Federal Government Accounts in Federal Securities, July 2018 and Other Periods - Continued**  
 [\$ millions]

Classification	Net Purchases or Sales (-)			Securities Held as Investments Current Fiscal Year		
	This Month	Fiscal Year to Date		Beginning of		Close of This Month
		This Year	Prior Year	This Year	This Month	
<b>Trust Funds - Continued</b>						
Foreign Service Retirement and Disability Fund	-48	223	388	18,792	19,063	19,015
Other	(**)	-1	3	50	49	49
Department of Transportation:						
Airport and Airway Trust Fund	287	1,523	312	13,404	14,640	14,927
Highway Trust Fund	-1,213	-5,221	-7,160	52,332	48,324	47,111
Department of the Treasury	-108	-280	-38	3,043	2,871	2,763
Department of Veterans Affairs:						
General Post Fund, National Homes	.....	-1	-3	108	107	107
National Service Life Insurance	-56	-482	-506	3,604	3,178	3,122
United States Government Life Insurance Fund	(**)	-1	-1	3	3	2
Veterans Special Life Insurance Fund	-16	-82	-63	1,603	1,537	1,521
Corps of Engineers	-138	746	614	9,194	10,079	9,940
Other Defense Civil Programs:						
Military Retirement Fund	5,649	84,926	78,366	660,970	740,246	745,895
Other	18	-32	-140	1,121	1,071	1,089
Environmental Protection Agency	-94	315	96	5,329	5,738	5,644
National Aeronautics and Space Administration	.....	(**)	(**)	17	16	16
Office of Personnel Management:						
Civil Service Retirement and Disability Fund						
Treasury Securities	-4,174	-16,513	-123,623	905,103	892,764	888,590
Employees Life Insurance Fund	41	577	141	45,680	46,215	46,256
Employees and Retired Employees Health Benefits Fund	251	1,795	2,323	26,021	27,565	27,816
Social Security Administration:						
Federal Old-Age and Survivors Insurance Trust Fund	-7,440	5,163	44,312	2,820,200	2,832,803	2,825,363
Federal Disability Insurance Trust Fund	446	20,187	21,321	69,669	89,410	89,856
Independent Agencies:						
Harry S Truman Scholarship Foundation	.....	(**)	-5	52	52	52
Japan-United States Friendship Commission	.....	3	.....	33	36	36
Railroad Retirement Board						
Treasury Securities	254	722	249	2,331	2,799	3,053
Agency Securities	.....	-1	-2	1	.....	.....
Other						
Treasury Securities	-153	-181	-810	1,260	1,231	1,078
Total Treasury Securities	14,774	141,139	72,182	4,983,361	5,109,726	5,124,500
Total Agency Securities	.....	-1	-2	1	.....	.....
<b>Total Trust Funds</b>	<b>14,774</b>	<b>141,138</b>	<b>72,180</b>	<b>4,983,362</b>	<b>5,109,726</b>	<b>5,124,500</b>
<b>Grand Total</b>	<b>14,769</b>	<b>163,217</b>	<b>83,803</b>	<b>5,563,074</b>	<b>5,711,522</b>	<b>5,726,291</b>

Note: Details may not add to totals due to rounding.

Note: Investments are in Treasury securities unless otherwise noted.

... No Transactions

(\*\*) Less than absolute value of \$500,000

**Table 6. Schedule E-Net Activity, Guaranteed and Direct Loan Financing, July 2018 and Other Periods**  
 [\$ millions]

Classification	Net Transactions (-) denotes net reduction of asset accounts			Account Balances Current Fiscal Year		
	This Month	Fiscal Year to Date		Beginning of		Close of This Month
		This Year	Prior Year	This Year	This Month	
<b>Guaranteed Loan Financing Activity:</b>						
Department of Agriculture:						
Farm Service Agency:						
Commodity Credit Corporation Export Fund	(**)	-47	-21	233	187	186
Agricultural Credit Insurance Fund	1	12	-21	-211	-201	-200
Natural Resources Conservation Service:						
Agricultural Resource Conservation Demonstration Program	.....	.....	.....	(**)	(**)	(**)
Rural Housing Service:						
Rural Community Facility Loans	(**)	-9	6	-31	-40	-40
Rural Housing Insurance Fund	4	514	235	-116	394	398
Rural Business - Cooperative Service:						
Rural Business and Industry Loans	-10	116	-61	-318	-192	-203
Renewable Energy Guaranteed Loan Account	(**)	-15	-22	-31	-46	-46
Biorefinery Assistance Loan Account	-2	-100	53	41	-57	-59
Rural Utilities Service:						
Rural Water and Waste Disposal Fund	.....	(**)	(**)	-25	-25	-25
Department of Commerce:						
General Administration:						
Emergency Oil, Gas, and Steel Account	.....	.....	.....	5	5	5
Department of Defense--Military Programs	.....	.....	(**)	-85	-85	-85
Department of Education:						
Office of Student Financial Assistance:						
Federal Family Education Loans	89	-2,931	-9,944	25,044	22,024	22,113
Department of Energy:						
Title 17 Innovative Technology Loans	.....	9	20	-143	-134	-134
Department of Health and Human Services:						
Health Resources and Services Administration:						
Health Center Loans	(**)	(**)	.....	-1	-1	-1
Health Education Assistance Loans	.....	.....	.....	-70	-70	-70
Department of Housing and Urban Development:						
Public and Indian Housing Programs:						
Indian Housing Loans	-2	-5	-2	-196	-199	-201
Native Hawaiian Housing Loans	1	1	(**)	3	3	4
Community Planning and Development:						
Community Development Loans	(**)	-1	(**)	-57	-58	-58
Housing Programs:						
FHA-Mutual Mortgage Insurance Loans	437	-8,170	-9,737	4,113	-4,494	-4,057
FHA-General and Special Risk Fund	97	-419	-2,640	-4,007	-4,523	-4,426
Home Ownership Preservation Entity Fund	(**)	1	(**)	-17	-16	-16
Government National Mortgage Association:						
Guarantees of Mortgage-Backed Securities	-151	-1,557	-1,879	8,258	6,852	6,701
Department of the Interior:						
Bureau of Indian Affairs and Bureau of Indian Education	2	29	-4	-44	-17	-15
Department of Transportation:						
Office of the Secretary:						
Minority Business Resource Center Fund	(**)	(**)	(**)	(**)	(**)	(**)
Federal Highway Administration:						
Transportation Infrastructure Finance and Innovation Fund	.....	.....	.....	(**)	(**)	(**)
Maritime Administration:						
Maritime Guaranteed Loan (Title XI) Fund	1	217	1	-322	-107	-106
Department of the Treasury:						
Departmental Offices:						
Air Transportation Stabilization Fund	.....	.....	.....	(**)	(**)	(**)
Troubled Assets Insurance Financing Fund	.....	.....	.....	(**)	(**)	(**)
Troubled Asset Relief Program	.....	2	3	-5	-4	-4
Department of Veterans Affairs:						
Veterans Benefits Administration:						
Veterans Housing Benefit Program Fund	-145	532	21	-11,359	-10,682	-10,826
International Assistance Programs:						
Agency for International Development:						

**Table 6. Schedule E-Net Activity, Guaranteed and Direct Loan Financing, July 2018 and Other Periods - Continued**

[\$ millions]

Classification	Net Transactions (-) denotes net reduction of asset accounts			Account Balances Current Fiscal Year		
	This Month	Fiscal Year to Date		Beginning of		Close of This Month
		This Year	Prior Year	This Year	This Month	
<b>Guaranteed Loan Financing Activity: - Continued</b>						
Ukraine Export Credit Insurance Fund	.....	.....	.....	-1,166	-1,166	-1,166
Loan Guarantees to Israel	.....	.....	.....	-1,293	-1,293	-1,293
Urban and Environmental Credit Guaranteed Loans	(**)	1	1	-52	-51	-51
Microenterprise and Small Enterprise Development	.....	.....	.....	(**)	(**)	(**)
Development Credit Authority Loan Fund	-2	-9	-13	-94	-101	-103
Tunisia Loan Fund	.....	.....	-255	-825	-825	-825
Overseas Private Investment Corporation	-165	-163	15	373	374	210
Small Business Administration:						
Business Loan Fund	-73	470	-573	-2,532	-1,989	-2,062
Independent Agencies:						
Export-Import Bank of the United States	-4	497	132	-1,340	-838	-842
<b>Net Activity, Guaranteed Loan Financing</b>	<b>77</b>	<b>-11,024</b>	<b>-24,686</b>	<b>13,727</b>	<b>2,625</b>	<b>2,703</b>
<b>Direct Loan Financing Activity:</b>						
Department of Agriculture:						
Farm Service Agency:						
Agricultural Credit Insurance Fund	76	268	408	9,995	10,187	10,264
Farm Storage Facility Loans	-1	19	-2	754	774	773
Apple Loans Fund	.....	.....	(**)	(**)	(**)	(**)
Emergency Boll Weevil Loan Fund	.....	-1	(**)	5	4	4
Rural Housing Service:						
Rural Community Facility Loans Fund	84	683	1,126	7,256	7,855	7,939
Rural Housing Insurance Fund	-34	-463	-571	15,590	15,162	15,128
Multifamily Housing Revitalization Loan Account	(**)	30	25	333	363	364
Rural Business - Cooperative Service:						
Rural Business and Industry Loan Fund	(**)	-1	-1	7	6	6
Rural Development Loan Fund	-1	-13	-18	282	270	269
Rural Economic Development Loan Fund	-2	-10	-9	172	164	162
Rural Microenterprise Investment Loans	(**)	3	2	33	35	35
Rural Utilities Service:						
Rural Water and Waste Disposal Loans	70	-187	-285	11,319	11,062	11,132
Rural Electrification and Telecommunications Fund	-51	716	227	48,003	48,770	48,719
Rural Telephone Bank	-2	-28	-37	144	117	116
Distance Learning and Telemedicine Program	-4	-95	-68	847	755	751
Rural Development Insurance Fund	.....	.....	.....	1,065	1,065	1,065
Foreign Agricultural Service:						
P.L. 480 Direct Loan Fund	-5	-92	-72	504	417	412
International Debt Reduction	(**)	-9	-11	-36	-45	-45
Department of Commerce:						
National Oceanic and Atmospheric Administration:						
Fisheries Finance	-6	17	-53	428	451	445
Department of Defense--Military Programs	-40	-42	-95	1,630	1,628	1,588
Department of Education:						
Office of Postsecondary Education:						
College Housing and Academic Facilities Loans	.....	(**)	(**)	4	3	3
Historically Black College and University Capital Financing Fund	-14	58	-63	1,261	1,332	1,318
Office of Student Financial Assistance:						
Federal Direct Student Loans	-111	39,242	13,844	1,037,633	1,076,986	1,076,875
Teach Grant Loans	-1	-29	-118	594	566	564
Temporary Student Loan Purchase Authority	-622	-7,677	-13,076	74,090	67,035	66,413
Department of Energy:						
Advanced Technology Vehicles Manufacturing Loans	.....	-472	-473	2,739	2,267	2,267
Title 17 Innovative Technology Loans	-34	-48	25	10,799	10,785	10,751
Department of Health and Human Services:						
Consumer Operated and Oriented Plan	.....	(**)	-14	628	628	628
Consumer Operated and Oriented Plan Program Contingency Fund	.....	.....	17	192	192	192
Department of Homeland Security:						
Disaster Assistance Loan Fund	-1	2	11	-30	-27	-29
Department of Housing and Urban Development:						
Housing Programs:						

**Table 6. Schedule E-Net Activity, Guaranteed and Direct Loan Financing, July 2018 and Other Periods - Continued**

[\$ millions]

Classification	Net Transactions (-) denotes net reduction of asset accounts			Account Balances Current Fiscal Year		
	This Month	Fiscal Year to Date		Beginning of		Close of This Month
		This Year	Prior Year	This Year	This Month	
<b>Direct Loan Financing Activity: - Continued</b>						
Emergency Homeowners' Relief Fund	(**)	-1	-1	-1	-2	-2
FHA-Mutual Mortgage Insurance Loans	.....	(**)	6	(**)	(**)	(**)
FHA-General and Special Risk Fund	64	326	461	1,338	1,600	1,664
Green Retrofit Program for Multifamily Housing Fund	.....	-2	-5	1	-2	-2
Department of the Interior:						
Bureau of Reclamation	.....	-2	-3	32	29	29
Bureau of Indian Affairs and Bureau of Indian Education	(**)	-1	(**)	3	3	3
Assistance to American Samoa Loan Fund	.....	-1	-1	9	8	8
Department of State:						
Administration of Foreign Affairs:						
Repatriation Loans	(**)	(**)	(**)	1	1	1
Department of Transportation:						
Federal Highway Administration:						
Transportation Infrastructure Finance and Innovation Fund	241	1,664	2,837	13,077	14,499	14,740
Tiger Tifia Loan Fund	-1	-483	-1	640	157	157
Federal Railroad Administration:						
Railroad Rehabilitation and Improvement Loan Fund	.....	-91	-549	531	440	440
Department of the Treasury:						
Departmental Offices:						
Community Development Financial Institutions Fund	33	179	152	566	713	746
GSE Mortgage-Backed Securities Purchase Program	.....	.....	.....	4,613	4,613	4,613
Temporary Credit and Liquidity Program	-38	-387	-1,499	4,245	3,896	3,858
Troubled Asset Relief Program	-6	-40	-318	81	47	40
Small Business Lending Program	-4	-132	-94	317	189	185
Bureau of the Fiscal Service	.....	.....	.....	(**)	(**)	(**)
Department of Veterans Affairs:						
Veterans Benefits Administration:						
Veterans Housing Benefit Program Fund	-4	-36	-47	401	370	366
Native American Veteran Housing Fund	(**)	-2	-2	65	64	64
Transitional Housing Loans	(**)	(**)	(**)	(**)	(**)	(**)
Vocational Rehabilitation Loan Fund	(**)	(**)	(**)	1	(**)	(**)
International Assistance Programs:						
International Security Assistance:						
Foreign Military Loan Program	-212	-299	2,519	2,367	2,280	2,068
Military Debt Reduction	.....	.....	.....	32	32	32
Agency for International Development:						
International Debt Reduction	(**)	-56	-40	-24	-80	-80
Overseas Private Investment Corporation	25	155	478	2,261	2,392	2,417
International Monetary Programs	.....	.....	.....	-278	-278	-278
Small Business Administration:						
Business Loan Fund	-1	-11	1	170	160	159
Disaster Loan Fund	147	2,181	135	5,178	7,213	7,360
Independent Agencies:						
Export-Import Bank of the United States	-219	-2,700	-2,832	19,605	17,123	16,905
Federal Communications Commission:						
Spectrum Auction Loan Fund	(**)	(**)	(**)	(**)	(**)	(**)
<b>Net Activity, Direct Loan Financing</b>	<b>-673</b>	<b>32,130</b>	<b>1,919</b>	<b>1,281,470</b>	<b>1,314,273</b>	<b>1,313,600</b>

Note: Details may not add to totals due to rounding.

Note: Federal credit programs provide benefits to the public in the form of direct loans and loan guarantees. This table reflects cash transactions and balances of the nonbudgetary financing fund accounts that result from the disbursement of loans, collection of fees, repayment of principal, sale of collateral, interest, and subsidy received from the credit program accounts at

net present value in accordance with the Credit Reform Act of 1990. Unreimbursed costs such as administrative expenses and subsidy payments are reported on a cash basis and included within each program's budgetary totals in Table 5.

... No Transactions

(\*\*) Less than absolute value of \$500,000

This Page Intentionally Left Blank

**Table 7. Receipts and Outlays of the U.S. Government by Month, Fiscal Year 2018**

[\$ millions]

Classification	Oct.	Nov.	Dec.	Jan.	Feb.	March	April	May	June	July	Aug.	Sept.	Fiscal Year to Date	Comparable Period Prior F.Y.
<b>Receipts:</b>														
Individual Income Taxes	127,832	98,703	164,311	211,879	45,388	88,160	314,327	92,539	162,349	109,660			1,415,150	1,312,691
Corporation Income Taxes	3,729	-2,304	60,627	13,482	-1,992	5,066	42,168	2,932	38,001	4,296			166,004	232,294
Social Insurance and Retirement Receipts:														
Employment and General Retirement	80,800	86,829	83,975	107,278	87,943	96,861	119,228	90,525	93,625	86,514			933,577	931,575
Unemployment Insurance	2,883	3,030	252	5,200	2,791	385	9,626	12,518	313	3,979			40,977	41,207
Other Retirement	335	339	422	389	336	359	344	352	434	389			3,701	3,497
Excise Taxes	7,463	7,240	4,755	8,280	5,878	7,849	6,905	7,325	7,343	7,716			70,755	65,187
Estate and Gift Taxes	1,615	1,931	1,712	2,292	2,104	1,461	2,600	1,650	1,612	1,783			18,761	19,407
Customs Duties	3,239	3,100	3,107	3,188	2,674	3,084	3,448	2,968	3,510	4,159			32,477	28,427
Miscellaneous Receipts	7,445	9,507	6,636	9,049	10,500	7,606	11,801	6,265	9,090	6,769			84,668	105,576
<b>Total--Receipts This Year</b>	<b>235,341</b>	<b>208,374</b>	<b>325,797</b>	<b>361,038</b>	<b>155,623</b>	<b>210,832</b>	<b>510,447</b>	<b>217,075</b>	<b>316,278</b>	<b>225,266</b>			<b>2,766,071</b>	<b>.....</b>
<b>(On-Budget)</b>	<b>175,308</b>	<b>143,890</b>	<b>263,995</b>	<b>278,535</b>	<b>87,178</b>	<b>135,369</b>	<b>418,983</b>	<b>146,723</b>	<b>245,056</b>	<b>158,870</b>			<b>2,053,906</b>	<b>.....</b>
<b>(Off-Budget)</b>	<b>60,033</b>	<b>64,484</b>	<b>61,801</b>	<b>82,503</b>	<b>68,445</b>	<b>75,464</b>	<b>91,464</b>	<b>70,352</b>	<b>71,222</b>	<b>66,396</b>			<b>712,164</b>	<b>.....</b>
<i>Total--Receipts Prior Year</i>	<i>221,692</i>	<i>199,875</i>	<i>319,204</i>	<i>344,069</i>	<i>171,713</i>	<i>216,584</i>	<i>455,605</i>	<i>240,418</i>	<i>338,660</i>	<i>232,040</i>			<i>.....</i>	<i>2,739,861</i>
<i>(On-Budget)</i>	<i>165,322</i>	<i>139,453</i>	<i>254,986</i>	<i>263,613</i>	<i>104,266</i>	<i>142,186</i>	<i>365,351</i>	<i>171,413</i>	<i>252,461</i>	<i>167,405</i>			<i>.....</i>	<i>2,026,457</i>
<i>(Off-Budget)</i>	<i>56,370</i>	<i>60,422</i>	<i>64,218</i>	<i>80,456</i>	<i>67,447</i>	<i>74,397</i>	<i>90,254</i>	<i>69,005</i>	<i>86,199</i>	<i>64,635</i>			<i>.....</i>	<i>713,403</i>
<b>Outlays:</b>														
Legislative Branch	401	374	411	482	333	348	372	387	354	447			3,910	3,743
Judicial Branch	621	627	731	633	603	633	600	619	755	644			6,466	6,272
Department of Agriculture:														
Commodity Credit Corporation	8,579	2,839	2,283	577	-424	-390	-395	-517	-441	-460			11,650	11,572
Foreign Agricultural Service	341	76	98	52	202	167	102	287	156	177			1,659	1,411
Other	12,969	13,770	10,957	11,096	9,377	10,174	9,877	10,086	9,873	10,002			108,181	105,783
Department of Commerce	670	736	156	875	722	707	573	782	1,062	1,151			7,435	8,824
Department of Defense--Military Programs:														
Military Personnel	21,301	10,962	13,878	6,512	11,565	15,661	6,572	11,429	15,856	7,047			120,783	116,068
Operation and Maintenance	19,248	19,276	21,809	19,514	19,917	22,644	20,639	22,030	23,525	20,745			209,346	200,761
International Reconstruction and Other Assistance														
Procurement	10,675	8,161	10,762	6,583	9,414	10,142	7,414	8,138	12,168	7,324			90,782	86,065
Research, Development, Test, and Evaluation	4,738	5,767	7,916	4,838	5,143	6,510	6,733	7,756	7,006	7,253			63,661	55,698
Military Construction	682	530	692	414	572	500	499	688	478	631			5,688	5,623
Family Housing	78	104	79	93	104	91	73	95	87	150			954	991
Revolving and Management Funds	-35	-118	1,302	840	-225	176	-6	2	893	194			3,024	619
Other	353	169	225	-1,507	-40	90	-265	-11	-199	-178			-1,363	-293
<b>Total Department of Defense--Military Programs</b>	<b>57,041</b>	<b>44,851</b>	<b>56,665</b>	<b>37,288</b>	<b>46,451</b>	<b>55,815</b>	<b>41,658</b>	<b>50,128</b>	<b>59,813</b>	<b>43,165</b>			<b>492,875</b>	<b>465,532</b>
Department of Education	4,622	4,279	4,553	9,610	7,846	6,908	6,049	5,106	-2,269	4,194			50,899	94,334
Department of Energy	2,462	1,833	1,923	2,074	1,991	2,304	1,962	2,236	2,556	2,075			21,418	20,527
Department of Health and Human Services:														
National Institutes of Health	2,517	2,773	3,121	2,620	2,573	2,790	2,595	2,802	3,005	2,695			27,491	25,985
Centers for Medicare and Medicaid Services:														
Grants to States for Medicaid	31,735	31,670	31,349	30,050	30,261	37,660	32,257	33,942	29,488	32,135			320,547	309,707
Federal Hospital Insurance Trust Fund	16,163	25,592	24,137	25,221	25,363	35,243	17,030	26,540	35,473	16,685			247,447	236,084
Federal Supplementary Medical Insurance Trust Fund	17,642	38,259	32,184	33,197	32,319	51,853	16,834	36,148	55,103	17,475			331,013	316,362
Other	31,533	25,274	25,363	33,946	28,553	28,601	39,968	28,834	31,819	29,161			303,053	298,648
Administration for Children and Families	4,176	4,781	3,980	4,648	4,260	4,935	4,265	4,638	3,816	4,741			44,239	42,963
Other	-34,542	-29,509	-30,960	-39,284	-33,250	-34,898	-45,262	-32,764	-39,340	-35,025			-354,835	-340,251
Department of Homeland Security	8,294	8,688	6,397	6,600	4,996	5,803	4,130	4,076	4,855	5,052			58,890	39,394
Department of Housing and Urban Development	3,382	3,580	3,868	3,616	3,409	3,679	3,612	16,921	3,749	3,971			49,786	52,566
Department of the Interior	1,099	1,191	1,603	1,391	874	965	839	999	1,582	1,180			11,723	9,411
Department of Justice	3,046	3,404	2,229	3,505	3,104	2,344	2,973	3,186	2,671	3,213			29,675	26,145
Department of Labor:														
Unemployment Trust Fund	2,549	2,450	2,661	3,642	3,130	3,013	2,759	2,655	2,227	2,643			27,731	29,587
Other	-4,940	1,020	1,832	2,252	1,375	1,327	1,051	-353	1,156	1,122			5,841	5,312
Department of State	2,031	2,697	2,201	2,008	1,741	2,078	1,655	2,193	2,374	1,726			20,703	21,143
Department of Transportation:														
Highway Trust Fund	3,938	3,573	3,094	2,510	2,569	2,776	2,431	3,563	4,144	4,509			33,108	33,522
Other	2,401	2,591	3,060	2,956	2,403	2,656	2,270	2,853	2,759	4,307			28,256	28,960
Department of the Treasury:														
Interest on Treasury Debt Securities (Gross)	24,412	38,014	83,827	27,815	27,950	38,504	41,941	35,599	95,594	40,559			454,215	404,304

**Table 7. Receipts and Outlays of the U.S. Government by Month, Fiscal Year 2018 - Continued**

	[\$ millions]													
Classification	Oct.	Nov.	Dec.	Jan.	Feb.	March	April	May	June	July	Aug.	Sept.	Fiscal Year to Date	Comparable Period Prior F.Y.
<b>Outlays: - Continued</b>														
Other	5,483	5,062	2,933	6,241	52,633	29,366	11,844	8,981	6,381	7,224			136,148	117,009
<b>Department of Veterans Affairs:</b>														
Compensation and Pensions	511	7,304	14,194	457	7,524	14,650	940	7,603	14,755	454			68,392	63,697
National Service Life	58	54	60	60	58	72	73	68	54	55			612	658
Other	7,696	7,311	9,382	7,178	7,285	9,094	4,718	8,352	9,034	7,456			77,507	73,810
Corps of Engineers	117	565	922	409	612	771	-104	419	570	320			4,600	5,435
Other Defense Civil Programs	2,299	4,390	10,091	1,010	4,640	9,532	-1,143	4,937	9,443	261			45,461	44,151
Environmental Protection Agency	752	704	951	690	579	588	587	566	716	618			6,751	6,801
Executive Office of the President	30	31	38	33	26	30	33	32	37	28			318	347
General Services Administration	-55	131	15	-234	-53	53	-142	66	-124	-106			-448	-612
<b>International Assistance Programs:</b>														
International Security Assistance	530	1,294	942	596	1,084	587	1,382	2,668	394	742			10,220	10,982
Multilateral Assistance	292	-2	4	12	3	3	4	146	1,328	55			1,846	2,157
Agency for International Development	918	469	488	573	871	519	549	478	522	767			6,155	6,001
Other	1,267	139	-573	-717	-1,181	-614	-219	-16	1,010	-90			-993	-3,455
National Aeronautics and Space Administration	1,531	1,657	2,123	1,322	1,379	1,621	1,472	1,441	2,210	1,553			16,307	15,505
National Science Foundation	642	561	497	576	522	535	523	538	648	650			5,691	5,733
Office of Personnel Management	8,506	8,332	7,086	8,252	8,238	8,177	8,734	8,820	7,144	8,482			81,770	79,334
Small Business Administration	111	142	150	183	151	-1,457	127	147	123	134			-188	261
<b>Social Security Administration:</b>														
Federal Old-Age and Survivors Insurance Trust Fund (Off-Budget)	67,808	67,512	67,940	69,442	69,480	69,946	70,187	70,458	75,624	70,888			699,285	664,654
Federal Disability Insurance Trust Fund (Off-Budget)	12,166	11,810	11,979	12,427	12,066	12,463	12,285	12,287	12,501	12,268			122,251	121,556
Other	336	4,620	9,103	389	4,742	8,992	370	4,865	8,935	329			42,681	42,182
<b>Independent Agencies:</b>														
Deposit Insurance Fund	-307	-1,335	-3,408	-54	-74	-3,222	-324	-811	-3,023	-104			-12,663	-6,245
FSLIC Resolution Fund	-1	-1	-1	-1	-1	-1	-1	-2	-1	-1			-11	-11
<b>Postal Service:</b>														
<b>Off-Budget:</b>														
Public Enterprise Funds	254	-897	421	-54	-198	-652	-443	-601	992	-50			-1,226	-1,819
Other	3	48	10	20	47	.....	8	125	.....	.....			260	270
Other	48	-48	.....	.....	.....	(**)	58	.....	.....	.....			58	35
Tennessee Valley Authority	-24	118	-96	-110	-305	473	-754	-119	-208	-90			-1,117	-183
Other	2,705	2,161	1,875	2,284	1,881	1,517	6,079	937	-1,851	4,065			21,655	19,164
<b>Undistributed Offsetting Receipts:</b>														
Employer Share, Employee Retirement	-20,737	-5,533	-6,165	-5,914	-6,250	-6,115	-5,924	-5,955	-6,464	-6,247			-75,303	-72,858
Interest Received by Trust Funds	3,052	-4,729	-59,536	-2,102	-3,264	-3,231	-6,110	-3,033	-61,857	-4,465			-145,274	-143,625
Rents and Royalties on the Outer Continental Shelf Lands	-578	-384	-160	-549	-363	-115	-760	-475	-93	-612			-4,088	-2,891
Other	(**)	(**)	.....	.....	.....	.....	(**)	(**)	(**)	.....			(**)	(**)
<b>Totals This Year:</b>														
<b>Total Outlays</b>	<b>298,555</b>	<b>346,922</b>	<b>348,989</b>	<b>311,801</b>	<b>370,862</b>	<b>419,576</b>	<b>296,192</b>	<b>363,871</b>	<b>391,136</b>	<b>302,131</b>			<b>3,450,035</b>	<b>.....</b>
<b>(On-Budget)</b>	<b>229,104</b>	<b>270,084</b>	<b>311,314</b>	<b>241,614</b>	<b>291,226</b>	<b>339,599</b>	<b>223,977</b>	<b>283,419</b>	<b>344,954</b>	<b>228,731</b>			<b>2,764,023</b>	<b>.....</b>
<b>(Off-Budget)</b>	<b>69,451</b>	<b>76,838</b>	<b>37,676</b>	<b>70,186</b>	<b>79,636</b>	<b>79,977</b>	<b>72,215</b>	<b>80,452</b>	<b>46,182</b>	<b>73,401</b>			<b>686,013</b>	<b>.....</b>
<b>Total-Surplus (+) or Deficit (-)</b>	<b>-63,214</b>	<b>-138,547</b>	<b>-23,192</b>	<b>49,237</b>	<b>-215,239</b>	<b>-208,744</b>	<b>214,255</b>	<b>-146,796</b>	<b>-74,858</b>	<b>-76,865</b>			<b>-683,965</b>	<b>.....</b>
<b>(On-Budget)</b>	<b>-53,796</b>	<b>-126,194</b>	<b>-47,318</b>	<b>36,920</b>	<b>-204,049</b>	<b>-204,230</b>	<b>195,006</b>	<b>-136,696</b>	<b>-99,899</b>	<b>-69,861</b>			<b>-710,116</b>	<b>.....</b>
<b>(Off-Budget)</b>	<b>-9,418</b>	<b>-12,354</b>	<b>24,126</b>	<b>12,317</b>	<b>-11,191</b>	<b>-4,514</b>	<b>19,249</b>	<b>-10,100</b>	<b>25,041</b>	<b>-7,005</b>			<b>26,152</b>	<b>.....</b>
<b>Total Borrowing from the Public</b>	<b>77,450</b>	<b>166,318</b>	<b>-104,313</b>	<b>-13,375</b>	<b>345,937</b>	<b>276,202</b>	<b>-90,029</b>	<b>93,766</b>	<b>39,349</b>	<b>103,330</b>			<b>894,634</b>	<b>182,282</b>
<i>Total-Outlays Prior Year</i>	<i>267,523</i>	<i>336,544</i>	<i>346,541</i>	<i>292,812</i>	<i>363,757</i>	<i>392,816</i>	<i>273,177</i>	<i>328,841</i>	<i>428,894</i>	<i>274,980</i>			<i>.....</i>	<i>3,305,883</i>
<i>(On-Budget)</i>	<i>199,909</i>	<i>262,006</i>	<i>313,481</i>	<i>225,590</i>	<i>287,851</i>	<i>316,632</i>	<i>205,920</i>	<i>253,114</i>	<i>388,305</i>	<i>206,636</i>			<i>.....</i>	<i>2,659,444</i>
<i>(Off-Budget)</i>	<i>67,613</i>	<i>74,538</i>	<i>33,060</i>	<i>67,222</i>	<i>75,907</i>	<i>76,184</i>	<i>67,257</i>	<i>75,727</i>	<i>40,588</i>	<i>68,344</i>			<i>.....</i>	<i>646,439</i>
<i>Total-Surplus (+) or Deficit (-) Prior Year</i>	<i>-45,831</i>	<i>-136,669</i>	<i>-27,337</i>	<i>51,257</i>	<i>-192,044</i>	<i>-176,233</i>	<i>182,428</i>	<i>-88,423</i>	<i>-90,233</i>	<i>-42,939</i>			<i>.....</i>	<i>-566,023</i>
<i>(On-Budget)</i>	<i>-34,587</i>	<i>-122,553</i>	<i>-58,494</i>	<i>38,023</i>	<i>-183,585</i>	<i>-174,446</i>	<i>159,431</i>	<i>-81,701</i>	<i>-135,844</i>	<i>-39,231</i>			<i>.....</i>	<i>-632,987</i>
<i>(Off-Budget)</i>	<i>-11,243</i>	<i>-14,116</i>	<i>31,158</i>	<i>13,234</i>	<i>-8,460</i>	<i>-1,786</i>	<i>22,997</i>	<i>-6,722</i>	<i>45,611</i>	<i>-3,709</i>			<i>.....</i>	<i>66,964</i>

Note: Details may not add to totals due to rounding.

(\*\*) Less than absolute value of \$500,000

... No Transactions



**Table 8. Trust Fund Impact on Budget Results and Investment Holdings as of July 31, 2018**

[\$ millions]

Classification	This Month			Fiscal Year to Date			Securities Held as Investments Current Fiscal Year		
	Receipts	Outlays	Excess	Receipts	Outlays	Excess	Beginning of		Close of
							This Year	This Month	
<b>Trust Receipts, Outlays, and Investments Held:</b>									
Airport and Airway	1,372	1,133	239	13,810	12,418	1,391	13,404	14,640	14,927
Black Lung Disability	34	14	20	322	169	153	.....	.....	.....
Federal Disability Insurance	12,693	12,268	425	142,432	122,251	20,181	69,669	89,410	89,856
Federal Employees Life and Health	.....	-291	291	.....	-2,298	2,298	71,700	73,780	74,072
Federal Employees Retirement	3,211	7,497	-4,286	56,341	72,588	-16,248	925,091	913,134	908,852
Federal Hospital Insurance	20,767	16,786	3,981	255,810	248,696	7,114	197,835	200,132	203,664
Federal Old-Age and Survivors Insurance	63,409	70,888	-7,479	704,290	699,285	5,005	2,820,200	2,832,803	2,825,363
Federal Supplementary Medical Insurance	36,973	17,475	19,498	358,533	331,013	27,519	70,589	81,579	101,279
Hazardous Substance Superfund	3	105	-102	1,317	1,078	240	4,800	5,144	5,039
Highways	3,584	5,505	-1,921	34,091	41,842	-7,751	52,332	48,324	47,111
Military Advances	2,828	2,536	292	27,544	25,536	2,007	.....	.....	.....
Military Retirement	5,764	399	5,365	127,955	44,597	83,359	660,970	740,246	745,895
Railroad Retirement	873	1,259	-385	13,826	12,442	1,384	2,332	2,799	3,053
Unemployment	3,983	2,651	1,332	42,706	27,826	14,880	60,711	72,857	70,869
Veterans Life Insurance	4	75	-71	169	735	-566	5,210	4,717	4,645
All Other Trust	488	1,145	-658	6,236	4,467	1,769	28,519	30,160	29,874
<b>Total Trust Fund Receipts and Outlays and Investments Held from Table 6-D</b>	<b>155,984</b>	<b>139,444</b>	<b>16,540</b>	<b>1,785,381</b>	<b>1,642,645</b>	<b>142,736</b>	<b>4,983,362</b>	<b>5,109,726</b>	<b>5,124,500</b>
Less: Interfund Transactions	59,850	59,850	.....	757,144	757,144	.....	.....	.....	.....
Trust Fund Receipts and Outlays on the Basis of Tables 4 & 5	96,134	79,594	16,540	1,028,237	885,501	142,736			
<b>Total Federal Fund Receipts and Outlays</b>	<b>129,200</b>	<b>222,605</b>	<b>-93,405</b>	<b>1,738,526</b>	<b>2,565,226</b>	<b>-826,700</b>			
Less: Interfund Transactions	68	68	.....	692	692	.....			
Federal Fund Receipts and Outlays on the Basis of Table 4 & 5	129,132	222,537	-93,405	1,737,834	2,564,534	-826,700			
<b>Net Budget Receipts &amp; Outlays</b>	<b>225,266</b>	<b>302,131</b>	<b>-76,865</b>	<b>2,766,071</b>	<b>3,450,035</b>	<b>-683,965</b>			

Note: Details may not add to totals due to rounding.

Note: Interfund receipts and outlays are transactions between Federal funds and trust funds such as Federal payments and contributions, and interest and profits on investments in Federal securities. They have no net effect on overall budget

receipts and outlays since the receipt side of such transactions is offset against budget outlays. In this table, Interfund receipts are shown as an adjustment to arrive at total receipts and outlays of trust funds respectively.  
... No Transactions

**Table 9. Summary of Receipts by Source, and Outlays by Function of the U.S. Government, July 2018 and Other Periods**

[\$ millions]

Classification	This Month	Fiscal Year to Date	Comparable Period Prior Fiscal Year
<b>Receipts</b>			
Individual Income Taxes	109,660	1,415,150	1,312,691
Corporation Income Taxes	4,296	166,004	232,294
Social Insurance and Retirement Receipts:			
Employment and General Retirement	86,514	933,577	931,575
Unemployment Insurance	3,979	40,977	41,207
Other Retirement	389	3,701	3,497
Excise Taxes	7,716	70,755	65,187
Estate and Gift Taxes	1,783	18,761	19,407
Customs Duties	4,159	32,477	28,427
Miscellaneous Receipts	6,769	84,668	105,576
<b>Total</b>	<b>225,266</b>	<b>2,766,071</b>	<b>2,739,861</b>
<b>Net Outlays</b>			
National Defense	48,560	545,754	516,746
International Affairs	3,241	38,611	36,877
General Science, Space, and Technology	2,574	25,792	24,921
Energy	707	2,068	3,358
Natural Resources and Environment	3,058	30,999	28,984
Agriculture	585	24,962	22,502
Commerce and Housing Credit	1,801	2,803	-6,595
Transportation	9,967	73,643	74,406
Community and Regional Development	2,758	38,706	18,937
Education, Training, Employment, and Social Services	6,382	76,499	120,364
Health	42,685	426,262	410,711
Medicare	24,269	479,888	463,725
Income Security	28,080	426,527	427,146
Social Security	83,153	821,479	786,147
Veterans Benefits and Services	8,011	146,934	138,626
Administration of Justice	5,996	50,859	49,278
General Government	1,874	17,414	16,197
Net Interest	35,288	300,225	249,302
Undistributed Offsetting Receipts	-6,858	-79,390	-75,749
<b>Total</b>	<b>302,131</b>	<b>3,450,035</b>	<b>3,305,883</b>

Note: Details may not add to totals due to rounding.

# Explanatory Notes

## 1. Flow of Data into Monthly Treasury Statement

The *Monthly Treasury Statement (MTS)* is assembled from data in the central accounting system. The major sources of data include monthly accounting reports by Federal entities and disbursing officers, and daily reports from the Federal Reserve banks. These reports detail accounting transactions affecting receipts and outlays of the Federal Government and off-budget Federal entities, and their related effect on the assets and liabilities of the U.S. Government. Information is presented in the *MTS* on a modified cash basis.

## 2. Notes on Receipts

Receipts included in the report are classified into the following major categories: (1) budget receipts and (2) offsetting collections (also called applicable receipts). Budget receipts are collections from the public that result from the exercise of the Government's sovereign or governmental powers, excluding receipts offset against outlays. These collections, also called governmental receipts, consist mainly of tax receipts (including social insurance taxes), receipts from court fines, certain licenses, and deposits of earnings by the Federal Reserve System. Refunds of receipts are treated as deductions from gross receipts.

Offsetting collections are from other Government accounts or the public that are of a business-type or market-oriented nature. They are classified into two major categories: (1) offsetting collections credited to appropriations or fund accounts, and (2) offsetting receipts (i.e., amounts deposited in receipt accounts). Collections credited to appropriation or fund accounts normally can be used without appropriation action by Congress. These occur in two instances: (1) when authorized by law, amounts collected for materials or services are treated as reimbursements to appropriations and (2) in the three types of revolving funds (public enterprise, intra governmental, and trust); collections are netted against spending, and outlays are reported as the net amount.

Offsetting receipts in receipt accounts cannot be used without being appropriated. They are subdivided into two categories: (1) proprietary receipts - these collections are from the public and they are offset against outlays by agency and by function, and (2) intra governmental funds - these are payments into receipt accounts from Governmental appropriation or fund accounts. The transactions may be intrabudgetary when the payment and receipt both occur within the budget or from receipts from off-budget Federal entities in those cases where payment is made by a Federal entity whose budget authority and outlays are excluded from the budget totals.

Intrabudgetary transactions are subdivided into three categories: (1) interfund transactions, where the payments are from one fund group (either Federal funds or trust funds) to a receipt account in the other fund group; (2) Federal intrafund transactions, where the payments and receipts both occur within the Federal fund group; and (3) trust intrafund transactions, where the payments and receipts both occur within the trust fund group.

Offsetting receipts are generally deducted from budget authority and outlays by function, by subfunction, or by agency. There are four types of receipts, however, that are deducted from budget totals as undistributed offsetting receipts. They are: (1) agencies' payments (including payments by off-budget Federal entities) as employers into employees retirement funds, (2) interest received by trust funds, (3) rents and royalties on the Outer Continental Shelf lands, and (4) other interest (i.e., interest collected on Outer Continental Shelf money in deposit funds when such money is transferred into the budget).

## 3. Notes on Outlays

Outlays are generally accounted for on the basis of checks issued, electronic funds transferred, or cash payments made. Certain outlays do not require issuance of cash or checks. An example is charges made against appropriations for that part of employees' salaries withheld for taxes or savings bond allotments - these are counted as payments to the employee and credits for whatever purpose the money was withheld. Outlays are stated net of offsetting collections (including receipts of revolving and management funds) and of refunds. Interest on the public debt (public issues) is recognized on the accrual basis. Federal credit programs subject to the Federal Credit Reform Act of 1990 use the cash

basis of accounting and are divided into two components. The portion of the credit activities that involve a cost to the Government (mainly subsidies) is included within the budget program accounts. The remaining portion of the credit activities are in non-budget financing accounts. Outlays of off-budget Federal entities are excluded by law from budget totals. However, they are shown separately and combined with the on-budget outlays to display total Federal outlays.

## 4. Processing

The data on payments and collections are reported by account symbol into the central accounting system. In turn, the data are extracted from this system for use in the preparation of the *MTS*.

There are two major checks which are conducted to assure consistency of the data reported:

1. Verification of payment data. The monthly payment activity reported by Federal entities on the Statements of Transactions is compared to the payment activity of Federal entities as reported by disbursing officers.
2. Verification of collection data. Reported collections appearing on Statements of Transactions are compared to deposits as reported by Federal Reserve Banks.

## 5. Other Sources of Information About Federal Government Financial Activities

- *A Glossary of Terms Used in the Federal Budget Process, 2005* (Available from the U.S. Government Accountability Office, at calling 202-512-6000. This glossary provides a basic reference document of standardized definitions of terms used by the Federal Government in the budget making process).
- *Daily Treasury Statement* (Available on the internet at <http://www.fms.treas.gov/dts/>). The *Daily Treasury Statement* is published each working day of the Federal Government and provides data on the cash and debt operations of the Treasury.
- *Monthly Statement of the Public Debt of the United States* (Available on the internet at <http://www.treasurydirect.gov/govt/reports/pd/mspd/mspd.htm>). This publication provides detailed information concerning the public debt.
- *Treasury Bulletin* (Available from GPO, Washington, D.C. 20401 on a subscription or single copy and on the internet at [http://www.fiscal.treasury.gov/fsreports/rpt/treasBulletin/treasBulletin\\_home.htm](http://www.fiscal.treasury.gov/fsreports/rpt/treasBulletin/treasBulletin_home.htm)). Quarterly, contains a mix of narrative, tables, and charts on Treasury issues, Federal financial operations, international statistics, and special reports.
- *Budget of the United States Government, Fiscal Year 20\_\_* (Available from GPO, Washington, D.C. 20401 on a subscription basis only and on the internet at <http://www.access.gpo.gov/usbudget>). This publication is a single volume which provides budget information and contains:
  - *Appendix, The Budget of the United States Government, FY 20\_\_*
  - *The United States Budget in Brief, FY 20\_\_*
  - *Analytical Perspectives*
  - *Historical Tables*
- *Combined Statement of Receipts, Outlays, and Balances of the United States Government* (Available from Bureau of the Fiscal Service, U.S. Department of Treasury, Washington, D.C. 20227 and on the internet at [http://www.fiscal.treasury.gov/fsreports/rpt/combStmt/combStmt\\_home.htm](http://www.fiscal.treasury.gov/fsreports/rpt/combStmt/combStmt_home.htm)). This report includes budgetary results at the summary level and presents individual receipt and appropriation accounts at the detail level.

**Scheduled Release**

**The release date for the August 2018 Statement  
will be 2:00 p.m. EST September 13, 2018.**

Internet service subscribers can access the current issue of the Monthly Treasury Statement through the  
Bureau of the Fiscal Service's website:

[http://www.fiscal.treasury.gov/fsreports/rpt/mthTreasStmt/mthTreasStmt\\_home.htm](http://www.fiscal.treasury.gov/fsreports/rpt/mthTreasStmt/mthTreasStmt_home.htm)