

# Monthly Treasury Statement

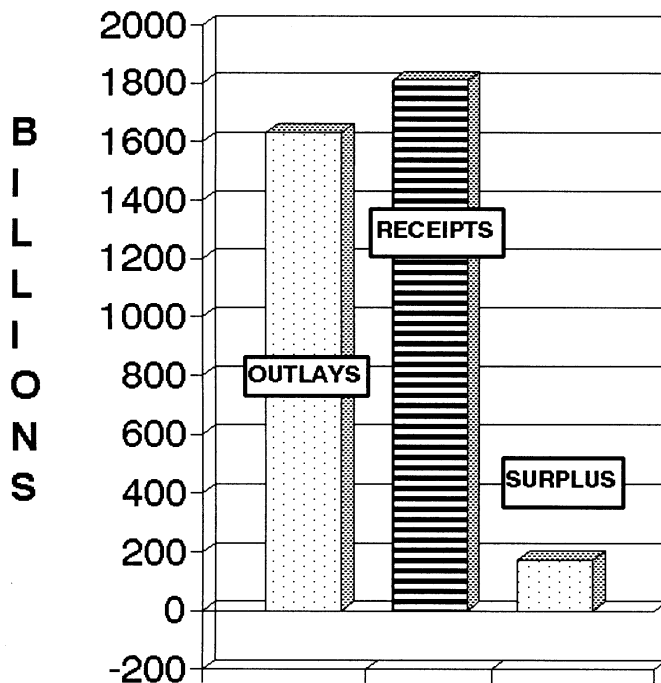
of Receipts and Outlays  
of the United States Government

For Fiscal Year 2000 Through **August 31, 2000**, and Other Periods

## Highlight

The eleven-month cumulative surplus through August 31 for Fiscal Year 2000 is \$170.8 billion compared to a cumulative surplus of \$66.3 billion for the comparable period in Fiscal Year 1999.

### RECEIPTS, OUTLAYS, AND SURPLUS/DEFICIT THROUGH AUGUST 2000



### Contents

Summary, page 2

Receipts, page 6

Outlays, page 7

Means of financing, page 20

Receipts/outlays by month, page 28

Federal trust funds/securities, page 30

Receipts by source/outlays by  
function, page 30

Explanatory notes, page 31

Compiled and Published by

*Department of the Treasury*  
**Financial Management Service**

# Introduction

The *Monthly Treasury Statement of Receipts and Outlays of the United States Government (MTS)* is prepared by the Financial Management Service, Department of the Treasury, and after approval by the Fiscal Assistant Secretary of the Treasury, is normally released on the 14th workday of the month following the reporting month. The publication is based on data provided by Federal entities, disbursing officers, and Federal Reserve banks.

## Audience

The *MTS* is published to meet the needs of: Those responsible for or interested in the cash position of the Treasury; Those who are responsible for or interested in the Government's budget results; and individuals and businesses whose operations depend upon or are related to the Government's financial operations.

## Disclosure Statement

This statement summarizes the financial activities of the Federal Government and off-budget Federal entities conducted in accordance with the Budget of the U.S. Government, i.e., receipts and outlays of funds, the surplus or deficit, and the means of financing the deficit or disposing of the surplus. Information is presented on a modified cash basis: receipts are accounted for on the basis of collections;

refunds of receipts are treated as deductions from gross receipts; revolving and management fund receipts, reimbursements and refunds of monies previously expended are treated as deductions from gross outlays; and interest on the public debt (public issues) is recognized on the accrual basis. Major information sources include accounting data reported by Federal entities, disbursing officers, and Federal Reserve banks.

## Triad of Publications

The *MTS* is part of a triad of Treasury financial reports. The *Daily Treasury Statement* is published each working day of the Federal Government. It provides data on the cash and debt operations of the Treasury based upon reporting of the Treasury account balances by Federal Reserve banks. The *MTS* is a report of Government receipts and outlays, based on agency reporting. The *U.S. Government Annual Report* is the official publication of the detailed receipts and outlays of the Government. It is published annually in accordance with legislative mandates given to the Secretary of the Treasury.

## Data Sources and Information

The Explanatory Notes section of this publication provides information concerning the flow of data into the *MTS* and sources of information relevant to the *MTS*.

**Table 1. Summary of Receipts, Outlays, and the Deficit/Surplus of the U.S. Government, Fiscal Years 1999 and 2000, by Month**

[\$ millions]			
Period	Receipts	Outlays	Deficit/Surplus (-)
<b>FY 1999</b>			
October .....	119,974	152,413	32,440
November .....	113,978	130,915	16,937
December .....	178,646	183,803	5,156
January .....	171,728	101,223	-70,505
February .....	99,502	141,839	42,337
March .....	130,416	152,825	22,409
April .....	266,229	152,770	-113,459
May .....	98,663	122,631	23,969
June .....	199,507	145,939	-53,568
July .....	121,923	147,086	25,164
August .....	126,324	129,127	2,803
September .....	200,413	142,371	-58,042
<b>Year-to-Date .....</b>	<b>1,827,302</b>	<b>1,702,942</b>	<b>1-124,360</b>
<b>FY 2000</b>			
October .....	121,035	147,690	26,655
November .....	121,375	148,406	27,031
December .....	201,196	168,114	-33,081
January .....	189,478	127,326	-62,152
February .....	108,675	150,409	41,734
March .....	135,582	170,962	35,380
April .....	295,148	135,651	-159,497
May .....	146,002	149,612	3,611
June .....	214,875	158,986	-55,888
July .....	134,074	<sup>2</sup> 129,013	-5,061
August .....	138,128	148,555	10,427
<b>Year-to-Date .....</b>	<b>1,805,566</b>	<b>1,634,725</b>	<b>-170,841</b>

<sup>1</sup>The receipt, outlay and deficit figures differ from the *FY 2001 Budget*, released by the Office of Management and Budget on February 7, 2000 by -\$54 million due mainly to revisions in the data following the release of the Final Monthly Treasury Statement.

<sup>2</sup>Outlays have been decreased by \$762 million and increased by \$458 million in July 2000 to reflect additional reporting by the Department of Education and the Department of Agriculture, respectively.

Note: Details may not add to totals due to rounding.

**Table 2. Summary of Budget and Off-Budget Results and Financing of the U.S. Government, August 2000 and Other Periods**

[\$ millions]

Classification	This Month	Current Fiscal Year to Date	Budget Estimates Full Fiscal Year <sup>1</sup>	Prior Fiscal Year to Date (1999)	Budget Estimates Next Fiscal Year (2001) <sup>1</sup>
<b>Total on-budget and off-budget results:</b>					
Total receipts .....	138,128	1,805,566	2,013,105	1,626,889	2,095,956
On-budget receipts .....	101,429	1,367,763	1,534,878	1,221,513	1,590,247
Off-budget receipts .....	36,699	437,803	478,227	405,376	505,709
Total outlays .....	148,555	1,634,725	1,801,618	1,560,571	1,847,987
On-budget outlays .....	115,540	1,342,861	1,471,592	1,274,913	1,501,814
Off-budget outlays .....	33,016	291,864	330,026	285,658	346,173
Reserve for American's future (on-budget) .....	.....	.....	.....	.....	20,000
Total surplus (+) or deficit (-) .....	-10,427	+170,841	+211,487	+66,318	+227,969
On-budget surplus (+) or deficit (-) .....	-14,110	+24,902	+63,286	-53,400	+68,433
Off-budget surplus (+) or deficit (-) .....	+3,683	+145,940	+148,201	+119,718	+159,536
Total on-budget and off-budget financing .....	10,427	-170,841	-211,487	-66,318	-227,969
<b>Means of financing:</b>					
Borrowing from the public .....	9,995	-190,337	-184,663	-40,614	-224,667
Reduction of operating cash, increase (-) .....	20,874	43,279	6,458	2,489	10,000
By other means .....	-20,441	-23,783	-33,282	-28,193	-13,302

<sup>1</sup>These figures are based on the *Mid-Session Review of the FY 2001 Budget*, released the Office of Management and Budget on June 26, 2000. The estimates would be modified by the Administration's proposal to place the Medicare Hospital Insurance Trust Fund off-budget. This would shift that fund's totals; of \$110.6 billion in outlays, \$134.4 billion in receipts, and a surplus of

\$23.8 billion, estimated for FY 2000 and \$87.0 billion in outlays, \$146.6 billion in receipts, and a surplus of \$59.5 billion, estimated for FY 2001; from on-budget to off-budget.

... No Transactions.

Note: Details may not add to totals due to rounding.

**Figure 1. Monthly Receipts, Outlays, and Budget Deficit/Surplus of the U.S. Government, Fiscal Years 1999 and 2000**

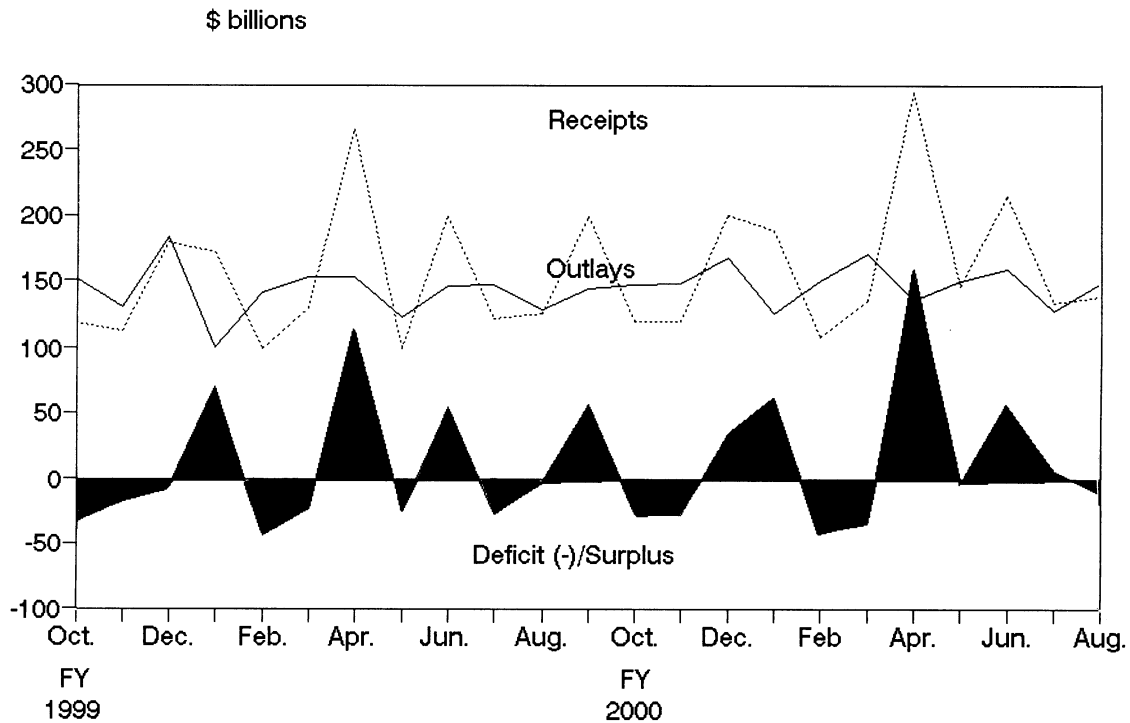


Figure 2. Monthly Receipts of the U.S. Government, by Source, Fiscal Years 1999 and 2000

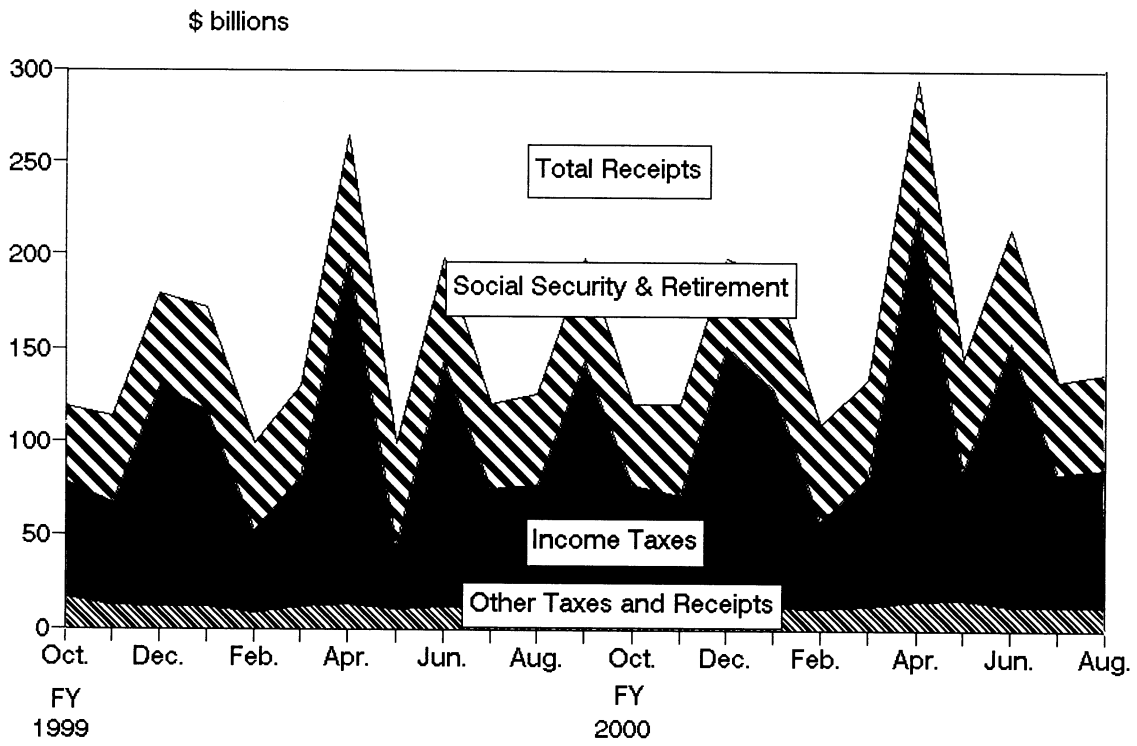
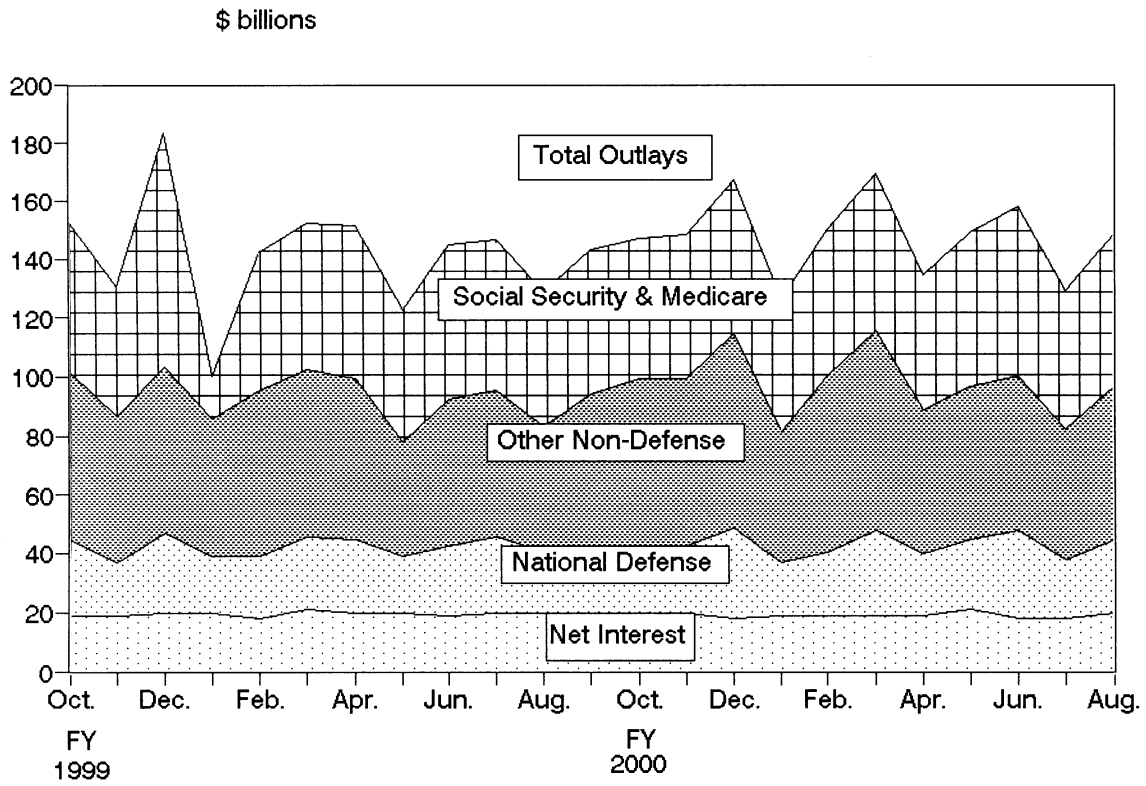


Figure 3. Monthly Outlays of the U.S. Government, by Function, Fiscal Years 1999 and 2000



**Table 3. Summary of Receipts and Outlays of the U.S. Government, August 2000 and Other Periods**

[\$ millions]

Classification	This Month	Current Fiscal Year to Date	Comparable Prior Period	Budget Estimates Full Fiscal Year <sup>1</sup>
<b>Budget Receipts</b>				
Individual income taxes .....	68,033	900,059	790,230	998,867
Corporation income taxes .....	4,674	163,851	144,445	202,692
Social insurance and retirement receipts:				
Employment and general retirement (off-budget) .....	36,699	437,803	405,376	478,227
Employment and general retirement (on-budget) .....	11,434	126,962	120,710	138,619
Unemployment insurance .....	3,584	27,472	26,148	27,188
Other retirement .....	366	4,320	4,116	4,666
Excise taxes .....	5,580	61,097	63,232	70,055
Estate and gift taxes .....	2,304	26,842	25,488	30,081
Customs duties .....	2,071	18,090	16,608	19,621
Miscellaneous receipts .....	3,383	39,068	30,535	43,089
<b>Total Receipts .....</b>	<b>138,128</b>	<b>1,805,566</b>	<b>1,626,889</b>	<b>2,013,105</b>
<b>(On-budget) .....</b>	<b>101,429</b>	<b>1,367,763</b>	<b>1,221,513</b>	<b>1,534,878</b>
<b>(Off-budget) .....</b>	<b>36,699</b>	<b>437,803</b>	<b>405,376</b>	<b>478,227</b>
<b>Budget Outlays</b>				
Legislative Branch .....	187	2,716	2,411	3,197
Judicial Branch .....	346	3,676	3,477	4,378
Department of Agriculture .....	4,421	65,610	58,486	75,338
Department of Commerce .....	631	7,446	4,576	8,095
Department of Defense—Military .....	23,683	254,092	238,428	277,476
Department of Education .....	3,513	<sup>2</sup> 31,826	30,029	35,026
Department of Energy .....	1,121	13,036	14,529	15,275
Department of Health and Human Services .....	34,894	350,951	328,513	390,050
Department of Housing and Urban Development .....	2,456	28,562	27,960	32,177
Department of the Interior .....	573	7,368	6,967	8,385
Department of Justice .....	1,687	17,965	16,656	19,935
Department of Labor .....	2,752	28,851	29,803	33,207
Department of State .....	458	6,283	5,967	8,402
Department of Transportation .....	4,857	41,785	37,300	45,981
Department of the Treasury:				
Interest on the Public Debt .....	22,301	343,888	333,727	362,067
Other .....	471	<sup>3</sup> 33,328	35,875	30,793
Department of Veterans Affairs .....	3,718	41,469	39,535	46,705
Corps of Engineers .....	403	3,935	3,696	4,491
Other Defense Civil Programs .....	2,755	30,110	29,346	33,008
Environmental Protection Agency .....	646	6,468	6,143	7,040
Executive Office of the President .....	22	262	396	267
Federal Emergency Management Agency .....	140	2,992	3,889	3,373
General Services Administration .....	-107	254	22	521
International Assistance Program .....	852	11,125	9,298	10,515
National Aeronautics and Space Administration .....	1,197	12,247	12,403	13,447
National Science Foundation .....	379	3,170	2,987	3,596
Office of Personnel Management .....	4,050	44,541	43,152	49,352
Small Business Administration .....	-430	-720	-191	-408
Social Security Administration .....	36,994	402,101	384,770	442,259
Other independent agencies .....	-1,415	5,044	1,283	10,870
Allowances .....	.....	.....	.....	843
Undistributed offsetting receipts:				
Interest .....	-1,727	-128,491	-117,582	-130,953
Other .....	-3,275	-37,167	-33,282	-43,090
<b>Total outlays .....</b>	<b>148,555</b>	<b>1,634,725</b>	<b>1,560,571</b>	<b>1,801,618</b>
<b>(On-budget) .....</b>	<b>115,540</b>	<b>1,342,861</b>	<b>1,274,913</b>	<b>1,471,592</b>
<b>(Off-budget) .....</b>	<b>33,016</b>	<b>291,864</b>	<b>285,658</b>	<b>330,026</b>
<b>Surplus (+) or deficit (-) .....</b>	<b>-10,427</b>	<b>+170,841</b>	<b>+66,318</b>	<b>+211,487</b>
<b>(On-budget) .....</b>	<b>-14,110</b>	<b>+24,902</b>	<b>-53,400</b>	<b>+63,286</b>
<b>(Off-budget) .....</b>	<b>+3,683</b>	<b>+145,940</b>	<b>+119,718</b>	<b>+148,201</b>

<sup>1</sup>These figures are based on the *Mid-Session Review of the FY 2001 Budget*, released the Office of Management and Budget on June 26, 2000. The estimates would be modified by the Administration's proposal to place the Medicare Hospital Insurance Trust Fund off-budget. This would shift that fund's totals; of \$110.6 billion in outlays, \$134.4 billion in receipts, and a surplus of \$23.8 billion, estimated for FY 2000 and \$87.0 billion in outlays, \$146.6 billion in receipts, and a surplus of \$59.5 billion, estimated for FY 2001; from on-budget to off-budget.

<sup>2</sup>Outlays have been decreased in July 2000 by \$762 million to reflect additional reporting by the Department of the Education.

<sup>3</sup>Outlays have been increased in July 2000 by \$458 million to reflect additional reporting by the Department of Agriculture.

... No Transactions.

Note: Details may not add to totals due to rounding.

**Table 4. Receipts of the U.S. Government, August 2000 and Other Periods**

[\$ millions]

Classification	This Month			Current Fiscal Year to Date			Prior Fiscal Year to Date		
	Gross Receipts	Refunds (Deduct)	Receipts	Gross Receipts	Refunds (Deduct)	Receipts	Gross Receipts	Refunds (Deduct)	Receipts
<b>Individual income taxes:</b>									
Withheld	162,057			720,631			644,695		
Presidential Election Campaign Fund	1			60			60		
Other	17,850			309,821			265,108		
<b>Total—Individual income taxes</b>	<b>69,907</b>	<b>1,874</b>	<b>68,033</b>	<b>1,030,512</b>	<b>130,453</b>	<b>900,059</b>	<b>909,864</b>	<b>119,634</b>	<b>790,230</b>
<b>Corporation income taxes</b>	<b>6,577</b>	<b>1,903</b>	<b>4,674</b>	<b>189,472</b>	<b>25,621</b>	<b>163,851</b>	<b>173,754</b>	<b>29,309</b>	<b>144,445</b>
<b>Social insurance and retirement receipts:</b>									
Employment and general retirement:									
Federal old-age and survivors ins. trust fund:									
Federal Insurance Contributions Act taxes	132,609	1,695	30,914	358,777	1,695	357,082	332,921		332,921
Self-Employment Contributions Act taxes	1456		456	18,014		18,014	16,910		16,910
Deposits by States	3		3	5		5	(* *)		(* *)
<b>Total—FOASI trust fund</b>	<b>33,068</b>	<b>1,695</b>	<b>31,373</b>	<b>376,796</b>	<b>1,695</b>	<b>375,101</b>	<b>349,831</b>		<b>349,831</b>
Federal disability insurance trust fund:									
Federal Insurance Contributions Act taxes	15,520	270	5,249	59,808	270	59,538	52,883		52,883
Self-Employment Contributions Act taxes	174		74	3,161		3,161	2,662		2,662
Receipts from railroad retirement account									
Deposits by States	2		2	4		4	(* *)		(* *)
<b>Total—FDI trust fund</b>	<b>5,596</b>	<b>270</b>	<b>5,326</b>	<b>62,973</b>	<b>270</b>	<b>62,703</b>	<b>55,545</b>		<b>55,545</b>
Federal hospital insurance trust fund:									
Federal Insurance Contributions Act taxes	110,856		10,856	114,923		114,923	109,473		109,473
Self-Employment Contributions Act taxes	183		183	7,637		7,637	7,045		7,045
Receipts from Railroad Retirement Board				418		418	388		388
Deposits by States	1		1	2		2	(* *)		(* *)
<b>Total—FHI trust fund</b>	<b>11,040</b>		<b>11,040</b>	<b>122,979</b>		<b>122,979</b>	<b>116,906</b>		<b>116,906</b>
Railroad retirement:									
Rail industry pension fund	211	(* *)	211	2,514	8	2,506	2,453	4	2,450
Railroad Social Security equivalent benefit	183	(* *)	183	1,484	6	1,478	1,357	3	1,354
<b>Total—Employment and general retirement:</b>	<b>50,098</b>	<b>1,965</b>	<b>48,132</b>	<b>566,746</b>	<b>1,980</b>	<b>564,766</b>	<b>526,092</b>	<b>6</b>	<b>526,086</b>
Unemployment insurance:									
Deposits by States	3,437		3,437	20,557		20,557	19,598		19,598
Federal Unemployment Tax Act taxes	163	16	147	6,955	108	6,848	6,611	172	6,439
Railroad unemployment taxes	(* *)		(* *)	68		68	111		111
Railroad debt repayment									
<b>Total—Unemployment insurance</b>	<b>3,600</b>	<b>16</b>	<b>3,584</b>	<b>27,580</b>	<b>108</b>	<b>27,472</b>	<b>26,320</b>	<b>172</b>	<b>26,148</b>
Other retirement:									
Federal employees retirement – employee share	359		359	4,256		4,256	4,052		4,052
Non-federal employees retirement	7		7	64		64	65		65
<b>Total—Other retirement</b>	<b>366</b>		<b>366</b>	<b>4,320</b>		<b>4,320</b>	<b>4,116</b>		<b>4,116</b>
<b>Total—Social insurance and retirement receipts</b>	<b>54,064</b>	<b>1,982</b>	<b>52,082</b>	<b>598,646</b>	<b>2,088</b>	<b>596,558</b>	<b>556,529</b>	<b>178</b>	<b>556,351</b>
<b>Excise taxes:</b>									
Miscellaneous excise taxes	1,545	57	1,488	21,968	665	21,303	19,285	759	18,526
Airport and airway trust fund	864	9	855	8,287	35	8,252	9,234	-2	9,236
Highway trust fund	3,465	278	3,187	31,874	799	31,075	35,623	700	34,922
Black lung disability trust fund	49		49	468		468	548		548
<b>Total—Excise taxes</b>	<b>5,923</b>	<b>343</b>	<b>5,580</b>	<b>62,597</b>	<b>1,500</b>	<b>61,097</b>	<b>64,689</b>	<b>1,457</b>	<b>63,232</b>
<b>Estate and gift taxes</b>	<b>2,371</b>	<b>67</b>	<b>2,304</b>	<b>27,497</b>	<b>655</b>	<b>26,842</b>	<b>26,038</b>	<b>549</b>	<b>25,488</b>
<b>Customs duties</b>	<b>2,130</b>	<b>59</b>	<b>2,071</b>	<b>19,266</b>	<b>1,176</b>	<b>18,090</b>	<b>17,698</b>	<b>1,090</b>	<b>16,608</b>
<b>Miscellaneous Receipts:</b>									
Deposits of earnings by Federal Reserve Banks	2,471		2,471	29,990		29,990	23,127		23,127
Universal service fund	402		402	4,151		4,151	3,386		3,386
All other	516	7	510	5,012	85	4,927	4,752	731	4,021
<b>Total — Miscellaneous receipts</b>	<b>3,389</b>	<b>7</b>	<b>3,383</b>	<b>39,153</b>	<b>85</b>	<b>39,068</b>	<b>31,265</b>	<b>731</b>	<b>30,535</b>
<b>Total — Receipts</b>	<b>144,362</b>	<b>6,234</b>	<b>138,128</b>	<b>1,967,143</b>	<b>161,577</b>	<b>1,805,566</b>	<b>1,779,837</b>	<b>152,949</b>	<b>1,626,889</b>
<b>Total — On-budget</b>	<b>105,698</b>	<b>4,269</b>	<b>101,429</b>	<b>1,527,375</b>	<b>159,612</b>	<b>1,367,763</b>	<b>1,374,462</b>	<b>152,949</b>	<b>1,221,513</b>
<b>Total — Off-budget</b>	<b>38,664</b>	<b>1,965</b>	<b>36,699</b>	<b>439,769</b>	<b>1,965</b>	<b>437,803</b>	<b>405,376</b>		<b>405,376</b>

<sup>1</sup>In accordance with the Social Security Act as amended: "Individual income taxes, Withheld" have been decreased and "Federal Insurance Contribution Act Taxes" correspondingly increased by \$2,018 million to correct estimates for the quarter ending September 30, 1999. "Individual income taxes, Withheld" have also been increased and "Federal Insurance Contribution Act Taxes" correspondingly decreased by \$50 million to correct estimates for calendar year 1999 and prior. "Individual income taxes, Other" have been decreased and "Self-Employment Contribution

Act Taxes" correspondingly increased by \$91 million to correct estimates for calendar year 1997 and prior.

... No Transactions.

(\* \*) Less than \$500,000.

Note: Details may not add to totals due to rounding.

**Table 5. Outlays of the U.S. Government, August 2000 and Other Periods**  
 [\$ millions]

Classification	This Month			Current Fiscal Year to Date			Prior Fiscal Year to Date		
	Gross Outlays	Applicable Receipts	Outlays	Gross Outlays	Applicable Receipts	Outlays	Gross Outlays	Applicable Receipts	Outlays
<b>Legislative Branch:</b>									
Senate .....	41	(**)	41	451	3	448	440	2	438
House of Representatives .....	70	(**)	70	767	1	766	728	1	727
Joint items .....	17	.....	17	116	.....	116	96	.....	96
Congressional Budget Office .....	2	.....	2	24	.....	24	22	.....	22
Architect of the Capitol .....	10	(**)	10	190	8	182	164	8	156
Library of Congress .....	35	(**)	35	751	2	749	532	2	531
Government Printing Office .....	-19	.....	-19	69	.....	69	100	.....	100
General Accounting Office .....	30	.....	30	344	.....	344	332	.....	332
United States Tax Court .....	3	.....	3	31	.....	31	31	.....	31
Other Legislative Branch agencies .....	4	.....	4	24	.....	24	18	.....	18
Proprietary receipts from the public .....	.....	(**)	(**)	.....	9	-9	.....	13	-13
Intrabudgetary transactions .....	-4	.....	-4	-28	.....	-28	-26	.....	-26
<b>Total—Legislative Branch .....</b>	<b>188</b>	<b>1</b>	<b>187</b>	<b>2,738</b>	<b>22</b>	<b>2,716</b>	<b>2,437</b>	<b>26</b>	<b>2,411</b>
<b>Judicial Branch:</b>									
Supreme Court of the United States .....	3	.....	3	33	.....	33	30	.....	30
Courts of Appeals, District Courts, and other judicial services .....	332	.....	332	3,350	.....	3,350	3,497	.....	3,497
Other .....	14	.....	14	353	.....	353	212	.....	212
Proprietary receipts from the public .....	.....	2	-2	.....	14	-14	.....	14	-14
Intrabudgetary transactions .....	.....	.....	.....	-46	.....	-46	-248	.....	-248
<b>Total—Judicial Branch .....</b>	<b>349</b>	<b>2</b>	<b>346</b>	<b>3,690</b>	<b>14</b>	<b>3,676</b>	<b>3,490</b>	<b>14</b>	<b>3,477</b>
<b>Department of Agriculture:</b>									
Agricultural Research Service .....	73	.....	73	817	.....	817	769	.....	769
Cooperative State Research, Education, and Extension Service:									
Research and education activities .....	47	.....	47	408	.....	408	389	.....	389
Extension activities .....	33	.....	33	398	.....	398	370	.....	370
Other .....	2	.....	2	29	.....	29	38	.....	38
Animal and Plant Health Inspection Service .....	46	.....	46	601	.....	601	541	.....	541
Food Safety and Inspection Service .....	57	.....	57	595	.....	595	557	.....	557
Agricultural Marketing Service .....	37	.....	37	569	.....	569	931	1	930
Risk Management Agency:									
Administrative and operating expenses .....	5	.....	5	60	.....	60	46	.....	46
Federal crop insurance corporation fund .....	257	(**)	257	2,633	617	2,016	1,992	621	1,371
Farm Service Agency:									
Salaries and expenses .....	83	.....	83	679	.....	679	672	.....	672
Commodity Credit Corporation .....	1,880	999	881	35,517	9,547	25,970	27,615	8,792	18,823
Agricultural credit insurance fund .....	10	53	-43	1,124	897	227	454	1,020	-566
Other .....	5	.....	5	87	.....	87	106	.....	106
<b>Total—Farm Service Agency .....</b>	<b>1,978</b>	<b>1,052</b>	<b>926</b>	<b>37,408</b>	<b>10,444</b>	<b>26,964</b>	<b>28,847</b>	<b>9,812</b>	<b>19,035</b>
Natural Resources Conservation Service:									
Conservation operations .....	59	.....	59	641	.....	641	604	.....	604
Other .....	33	.....	33	299	.....	299	261	.....	261
Rural Development .....	94	.....	94	606	.....	606	690	.....	690
Rural Housing Service:									
Rural housing insurance fund .....	72	175	-103	1,204	1,802	-598	1,746	1,995	-249
Rental assistance program .....	50	.....	50	529	.....	529	509	.....	509
Other .....	6	.....	6	58	.....	58	56	.....	56
Rural Utilities Service:									
Rural electrification and telecommunications fund .....	6	79	-73	1,134	3,076	-1,942	1,863	2,396	-533
Rural Development insurance fund .....	61	15	46	548	379	169	588	513	75
Other .....	1	10	-9	39	132	-94	47	271	-224
Foreign Agricultural Service .....	-18	.....	-18	1,019	.....	1,019	753	.....	753
Food and Nutrition Service:									
Food stamp program .....	1,527	.....	1,527	16,788	.....	16,788	17,312	.....	17,312
Child nutrition programs .....	413	.....	413	8,709	.....	8,709	8,449	.....	8,449
Women, infants and children programs .....	373	.....	373	3,695	.....	3,695	3,709	.....	3,709
Other .....	28	.....	28	362	.....	362	367	.....	367
<b>Total—Food and Nutrition Service .....</b>	<b>2,340</b>	<b>.....</b>	<b>2,340</b>	<b>29,554</b>	<b>.....</b>	<b>29,554</b>	<b>29,836</b>	<b>.....</b>	<b>29,836</b>
Forest Service:									
National forest system .....	-7	.....	-7	952	.....	952	1,165	.....	1,165
Wildland fire management .....	220	.....	220	833	.....	833	647	.....	647
Forest service permanent appropriations .....	38	.....	38	238	.....	238	316	.....	316
Other .....	284	.....	284	1,289	.....	1,289	862	.....	862
<b>Total—Forest Service .....</b>	<b>535</b>	<b>.....</b>	<b>535</b>	<b>3,313</b>	<b>.....</b>	<b>3,313</b>	<b>2,991</b>	<b>.....</b>	<b>2,991</b>
Other .....	69	3	66	644	36	608	600	38	563
Proprietary receipts from the public .....	.....	87	-87	.....	1,003	-1,003	.....	890	-890
Intrabudgetary transactions .....	-1	.....	-1	-6	.....	-6	-1	.....	-1
<b>Total—Department of Agriculture .....</b>	<b>5,842</b>	<b>1,421</b>	<b>4,421</b>	<b>83,098</b>	<b>17,488</b>	<b>65,610</b>	<b>75,024</b>	<b>16,537</b>	<b>58,486</b>

**Table 5. Outlays of the U.S. Government, August 2000 and Other Periods—Continued**  
 [\$ millions]

Classification	This Month			Current Fiscal Year to Date			Prior Fiscal Year to Date		
	Gross Outlays	Applicable Receipts	Outlays	Gross Outlays	Applicable Receipts	Outlays	Gross Outlays	Applicable Receipts	Outlays
<b>Department of Commerce:</b>									
Economic Development Administration .....	54	3	51	347	9	338	347	10	336
Bureau of the Census .....	310	.....	310	4,029	.....	4,029	1,022	.....	1,022
Promotion of Industry and Commerce .....	31	.....	31	387	.....	387	340	.....	340
<b>Science and Technology:</b>									
National Oceanic and Atmospheric Administration .....	199	13	185	2,142	26	2,116	2,193	14	2,179
National Institute of Standards and Technology .....	55	.....	55	571	.....	571	608	.....	608
Other .....	-17	2	-19	-32	33	-66	32	22	9
Total—Science and Technology .....	237	15	222	2,680	59	2,622	2,832	37	2,796
Other .....	17	(* *)	17	73	2	71	98	3	95
Proprietary receipts from the public .....	.....	(* *)	(* *)	.....	(* *)	(* *)	.....	13	-13
Intrabudgetary transactions .....	.....	.....	.....	.....	.....	.....	.....	.....	.....
Offsetting governmental receipts .....	.....	.....	.....	.....	.....	.....	.....	.....	.....
<b>Total—Department of Commerce .....</b>	<b>650</b>	<b>18</b>	<b>631</b>	<b>7,517</b>	<b>70</b>	<b>7,446</b>	<b>4,639</b>	<b>63</b>	<b>4,576</b>
<b>Department of Defense—Military:</b>									
<b>Military Personnel:</b>									
Department of the Army .....	2,513	.....	2,513	25,188	.....	25,188	23,928	.....	23,928
Department of the Navy .....	2,252	.....	2,252	23,334	.....	23,334	22,212	.....	22,212
Department of the Air Force .....	1,784	.....	1,784	18,291	.....	18,291	17,465	.....	17,465
Total—Military Personnel .....	6,548	.....	6,548	66,814	.....	66,814	63,605	.....	63,605
<b>Operation and Maintenance:</b>									
Department of the Army .....	2,072	.....	2,072	22,930	.....	22,930	20,954	.....	20,954
Department of the Navy .....	2,322	.....	2,322	24,478	.....	24,478	21,661	.....	21,661
Department of the Air Force .....	2,276	.....	2,276	23,999	.....	23,999	22,906	.....	22,906
Defense agencies .....	2,221	.....	2,221	22,512	.....	22,512	20,004	.....	20,004
Total—Operation and Maintenance .....	8,891	.....	8,891	93,919	.....	93,919	85,525	.....	85,525
<b>Procurement:</b>									
Department of the Army .....	911	.....	911	8,084	.....	8,084	7,731	.....	7,731
Department of the Navy .....	1,809	.....	1,809	18,897	.....	18,897	16,781	.....	16,781
Department of the Air Force .....	1,329	.....	1,329	17,617	.....	17,617	17,186	.....	17,186
Defense agencies .....	204	.....	204	2,811	.....	2,811	3,098	.....	3,098
Total—Procurement .....	4,253	.....	4,253	47,409	.....	47,409	44,796	.....	44,796
<b>Research, Development, Test, and Evaluation:</b>									
Department of the Army .....	332	.....	332	4,326	.....	4,326	4,520	.....	4,520
Department of the Navy .....	745	.....	745	8,037	.....	8,037	7,329	.....	7,329
Department of the Air Force .....	852	.....	852	12,960	.....	12,960	13,052	.....	13,052
Defense agencies .....	948	.....	948	9,132	.....	9,132	9,096	.....	9,096
Total—Research, Development, Test, and Evaluation .....	2,877	.....	2,877	34,455	.....	34,455	33,998	.....	33,998
<b>Military Construction:</b>									
Department of the Army .....	123	.....	123	1,047	.....	1,047	981	.....	981
Department of the Navy .....	91	.....	91	785	.....	785	655	.....	655
Department of the Air Force .....	86	.....	86	797	.....	797	864	.....	864
Defense agencies .....	155	.....	155	2,086	.....	2,086	2,460	.....	2,460
Total—Military Construction .....	456	.....	456	4,715	.....	4,715	4,960	.....	4,960
<b>Family Housing:</b>									
Department of the Army .....	119	.....	119	1,058	.....	1,058	1,124	.....	1,124
Department of the Navy .....	98	.....	98	1,067	.....	1,067	1,192	.....	1,192
Department of the Air Force .....	97	.....	97	875	.....	875	908	.....	908
Defense agencies .....	5	1	4	78	21	57	110	44	66
<b>Revolving and Management Funds:</b>									
Department of the Army .....	7	.....	7	169	.....	169	-39	.....	-39
Department of the Navy .....	119	.....	119	1,505	.....	1,505	956	.....	956
Department of the Air Force .....	.....	.....	.....	.....	.....	.....	.....	.....	.....
Defense agencies:									
Working capital fund .....	406	.....	406	2,224	.....	2,224	367	.....	367
Other .....	-41	(* *)	-41	-458	(* *)	-458	-186	1	-187
<b>Trust funds:</b>									
Department of the Army .....	10	.....	10	15	.....	15	8	.....	8
Department of the Navy .....	2	.....	2	23	(* *)	24	30	.....	30
Department of the Air Force .....	3	3	(* *)	10	9	1	14	13	1
Defense agencies .....	14	.....	14	255	.....	255	237	.....	237
<b>Proprietary receipts from the public:</b>									
Department of the Army .....	.....	47	-47	.....	-157	157	.....	-533	533
Department of the Navy .....	.....	35	-35	.....	-21	21	.....	-419	419
Department of the Air Force .....	.....	-15	15	.....	355	-355	.....	310	-310
Defense agencies .....	.....	103	-103	.....	951	-951	.....	326	-326



**Table 5. Outlays of the U.S. Government, August 2000 and Other Periods—Continued**  
 [\$ millions]

Classification	This Month			Current Fiscal Year to Date			Prior Fiscal Year to Date		
	Gross Outlays	Applicable Receipts	Outlays	Gross Outlays	Applicable Receipts	Outlays	Gross Outlays	Applicable Receipts	Outlays
<b>Department of Defense—Military:—Continued</b>									
Intrabudgetary transactions:									
Department of the Army .....	21	.....	21	161	.....	161	107	.....	107
Department of the Navy .....	7	.....	7	513	.....	513	488	.....	488
Department of the Air Force .....	-2	.....	-2	412	.....	412	32	.....	32
Defense agencies .....	-34	.....	-34	36	.....	36	-57	.....	-57
Offsetting governmental receipts:									
Department of the Army .....	.....	.....	.....	.....	4	-4	.....	4	-4
<b>Total—Department of Defense—Military .....</b>	<b>23,857</b>	<b>174</b>	<b>23,683</b>	<b>255,254</b>	<b>1,162</b>	<b>254,092</b>	<b>238,176</b>	<b>-252</b>	<b>238,428</b>
<b>Department of Education:</b>									
Office of Elementary and Secondary Education:									
Education reform .....	137	.....	137	1,141	.....	1,141	792	.....	792
Education for the disadvantaged .....	577	.....	577	7,878	.....	7,878	7,092	.....	7,092
Impact aid .....	-28	.....	-28	1,000	.....	1,000	1,058	.....	1,058
School improvement programs .....	209	.....	209	2,306	.....	2,306	1,158	.....	1,158
Other .....	10	.....	10	89	.....	89	56	.....	56
<b>Total—Office of Elementary and Secondary Education .....</b>	<b>905</b>	<b>.....</b>	<b>905</b>	<b>12,415</b>	<b>.....</b>	<b>12,415</b>	<b>10,155</b>	<b>.....</b>	<b>10,155</b>
Office of Bilingual Education and Minority Languages Affairs .....									
Affairs .....	37	.....	37	344	.....	344	290	.....	290
Office of Special Education and Rehabilitative Services:									
Special education .....	348	.....	348	4,597	.....	4,597	4,103	.....	4,103
Rehabilitation services and disability research .....	236	.....	236	2,533	.....	2,533	2,506	.....	2,506
Special institutions for persons with disabilities .....	11	.....	11	130	.....	130	126	.....	126
Office of Vocational and Adult Education .....	140	.....	140	1,344	.....	1,344	1,235	.....	1,235
Office of Postsecondary Education:									
College housing and academic facilities loans .....	2	1	(* *)	-5	36	-41	1	43	-42
Higher education .....	112	.....	112	971	.....	971	758	.....	758
Howard University .....	34	.....	34	196	.....	196	205	.....	205
<b>Total—Office of Postsecondary Education .....</b>	<b>148</b>	<b>1</b>	<b>147</b>	<b>1,163</b>	<b>36</b>	<b>1,127</b>	<b>965</b>	<b>43</b>	<b>922</b>
Office of Student Financial Assistance:									
Student financial assistance .....	977	.....	977	7,797	.....	7,797	7,986	2	7,985
Federal direct student loan program .....	739	.....	739	1,591	.....	591	526	.....	526
Federal family education loan program .....	-111	.....	-111	84	.....	84	1,488	.....	1,488
<b>Office of Student Financial Assistance .....</b>	<b>1,605</b>	<b>.....</b>	<b>1,605</b>	<b>8,473</b>	<b>.....</b>	<b>8,473</b>	<b>10,000</b>	<b>2</b>	<b>9,999</b>
Office of Educational Research and Improvement .....									
Departmental Management .....	37	.....	37	503	.....	503	423	.....	423
Departmental Management .....	45	.....	45	420	.....	420	332	.....	332
Proprietary receipts from the public .....	.....	-3	3	.....	58	-58	.....	61	-61
<b>Total—Department of Education .....</b>	<b>3,512</b>	<b>-1</b>	<b>3,513</b>	<b>31,920</b>	<b>94</b>	<b>31,826</b>	<b>30,135</b>	<b>106</b>	<b>30,029</b>
<b>Department of Energy:</b>									
National nuclear security administration:									
Weapons activities .....	338	.....	338	4,014	.....	4,014	4,111	.....	4,111
Other nuclear security activities .....	9	.....	9	23	.....	23	.....	.....	.....
Environmental and other defense activities:									
Defense environmental restoration and waste management .....	326	.....	326	4,104	.....	4,104	4,034	.....	4,034
Defense facilities closure projects .....	127	.....	127	1,033	.....	1,033	949	.....	949
Other defense activities .....	137	.....	137	1,611	.....	1,611	1,848	.....	1,848
Other .....	115	.....	115	197	.....	197	188	.....	188
Energy Programs:									
Science .....	253	.....	253	2,575	.....	2,575	2,235	.....	2,235
Energy supply .....	75	.....	75	590	.....	590	870	.....	870
Energy conservation .....	64	.....	64	602	.....	602	514	.....	514
Other .....	56	(* *)	56	1,446	26	1,421	1,646	29	1,616
<b>Total—Energy Programs .....</b>	<b>447</b>	<b>(* *)</b>	<b>447</b>	<b>5,213</b>	<b>26</b>	<b>5,188</b>	<b>5,264</b>	<b>29</b>	<b>5,235</b>
Power Marketing Administration .....									
Departmental Administration .....	176	281	-105	1,686	2,228	-542	1,649	1,881	-232
Departmental Administration .....	27	.....	27	225	.....	225	190	.....	190
Proprietary receipts from the public .....	.....	91	-91	.....	1,309	-1,309	.....	1,294	-1,294
Intrabudgetary transactions .....	-209	.....	-209	-1,508	.....	-1,508	-501	.....	-501
Offsetting governmental receipts .....	.....	.....	.....	.....	.....	.....	.....	.....	.....
<b>Total—Department of Energy .....</b>	<b>1,494</b>	<b>373</b>	<b>1,121</b>	<b>16,599</b>	<b>3,563</b>	<b>13,036</b>	<b>17,733</b>	<b>3,204</b>	<b>14,529</b>

**Table 5. Outlays of the U.S. Government, August 2000 and Other Periods—Continued**  
 [\$ millions]

Classification	This Month			Current Fiscal Year to Date			Prior Fiscal Year to Date		
	Gross Outlays	Applicable Receipts	Outlays	Gross Outlays	Applicable Receipts	Outlays	Gross Outlays	Applicable Receipts	Outlays
<b>Department of Health and Human Services:</b>									
Public Health Service:									
Food and Drug Administration .....	100	(* *)	99	932	4	929	869	4	865
Health Resources and Services Administration .....	277	3	274	3,990	24	3,967	3,509	24	3,485
Indian Health Services .....	115	.....	115	2,253	.....	2,253	2,078	.....	2,078
Centers for Disease Control and Prevention .....	238	.....	238	2,383	.....	2,383	2,239	.....	2,239
National Institutes of Health .....	1,627	.....	1,627	14,243	.....	14,243	12,561	.....	12,561
Substance Abuse and Mental Health Services Administration .....	134	.....	134	2,139	.....	2,139	2,019	.....	2,019
Agency for Healthcare Research and Quality .....	-9	.....	-9	44	.....	44	80	.....	80
<b>Total—Public Health Service .....</b>	<b>2,483</b>	<b>3</b>	<b>2,479</b>	<b>25,984</b>	<b>27</b>	<b>25,956</b>	<b>23,356</b>	<b>28</b>	<b>23,328</b>
Health Care Financing Administration:									
Grants to States for Medicaid .....	11,140	.....	11,140	107,435	.....	107,435	97,943	.....	97,943
Payments to health care trust funds .....	5,499	.....	5,499	67,501	.....	67,501	63,233	.....	63,233
State children's health insurance fund .....	127	.....	127	1,040	.....	1,040	510	.....	510
Federal hospital insurance trust fund:									
Benefit payments .....	11,175	.....	11,175	117,464	.....	117,464	118,589	.....	118,589
Administrative expenses .....	103	.....	103	1,165	.....	1,165	1,160	.....	1,160
<b>Total—FHI trust fund .....</b>	<b>11,278</b>	<b>.....</b>	<b>11,278</b>	<b>118,629</b>	<b>.....</b>	<b>118,629</b>	<b>119,749</b>	<b>.....</b>	<b>119,749</b>
Health care fraud and abuse control .....	70	.....	70	763	.....	763	673	.....	673
Federal supplementary medical insurance trust fund:									
Benefit payments .....	8,147	.....	8,147	80,632	.....	80,632	72,323	.....	72,323
Administrative expenses .....	124	.....	124	1,629	.....	1,629	1,352	.....	1,352
<b>Total—FSMI trust fund .....</b>	<b>8,270</b>	<b>.....</b>	<b>8,270</b>	<b>82,261</b>	<b>.....</b>	<b>82,261</b>	<b>73,675</b>	<b>.....</b>	<b>73,675</b>
Other .....	12	.....	12	-128	.....	-128	-3	.....	-3
<b>Total—Health Care Financing Administration .....</b>	<b>36,397</b>	<b>.....</b>	<b>36,397</b>	<b>377,502</b>	<b>.....</b>	<b>377,502</b>	<b>355,780</b>	<b>.....</b>	<b>355,780</b>
Administration for Children and Families:									
Temporary assistance for needy families .....	1,437	.....	1,437	14,399	.....	14,399	12,978	.....	12,978
Payments to States for child support enforcement and family support programs .....	193	.....	193	2,442	.....	2,442	2,177	.....	2,177
Low income home energy assistance .....	35	.....	35	1,348	.....	1,348	1,100	.....	1,100
Refugee and entrant assistance .....	30	.....	30	325	.....	325	287	.....	287
Child care entitlement to States .....	295	.....	295	2,093	.....	2,093	2,060	.....	2,060
Payments to States for the child care and development block grant .....	66	.....	66	947	.....	947	937	.....	937
Social services block grant .....	60	.....	60	1,553	.....	1,553	1,874	.....	1,874
Children and families services programs .....	482	.....	482	5,581	.....	5,581	5,228	.....	5,228
Payments to States for foster care and adoption assistance .....	575	.....	575	5,098	.....	5,098	4,406	.....	4,406
Other .....	38	.....	38	387	.....	387	331	.....	331
<b>Total—Administration for Children and Families .....</b>	<b>3,211</b>	<b>.....</b>	<b>3,211</b>	<b>34,172</b>	<b>.....</b>	<b>34,172</b>	<b>31,377</b>	<b>.....</b>	<b>31,377</b>
Administration on Aging .....	102	.....	102	817	.....	817	810	.....	810
Other .....	41	.....	41	780	.....	780	649	.....	649
Proprietary receipts from the public .....	.....	1,840	-1,840	.....	20,698	-20,698	.....	20,190	-20,190
Intrabudgetary transactions:									
Payments for health insurance for the aged:									
Federal supplementary medical insurance trust fund .....	-5,498	.....	-5,498	-60,082	.....	-60,082	-57,111	.....	-57,111
Payments for tax and other credits:									
Federal hospital insurance trust fund .....	2	.....	2	-7,421	.....	-7,421	-6,130	.....	-6,130
Other .....	.....	.....	.....	-75	.....	-75	.....	.....	.....
<b>Total—Department of Health and Human Services .....</b>	<b>36,738</b>	<b>1,843</b>	<b>34,894</b>	<b>371,676</b>	<b>20,725</b>	<b>350,951</b>	<b>348,731</b>	<b>20,218</b>	<b>328,513</b>

**Table 5. Outlays of the U.S. Government, August 2000 and Other Periods—Continued**  
 [\$ millions]

Classification	This Month			Current Fiscal Year to Date			Prior Fiscal Year to Date		
	Gross Outlays	Applicable Receipts	Outlays	Gross Outlays	Applicable Receipts	Outlays	Gross Outlays	Applicable Receipts	Outlays
<b>Department of Housing and Urban Development:</b>									
Public and Indian Housing Programs:									
Housing certificate fund .....	1,420	.....	1,420	15,279	.....	15,279	15,156	.....	15,156
Public housing capital fund .....	186	.....	186	2,844	.....	2,844	2,793	.....	2,793
Public housing operating fund .....	256	.....	256	2,573	.....	2,573	2,634	.....	2,634
Drug elimination grants for low-income housing .....	29	.....	29	254	.....	254	245	.....	245
Revitalization of severely distressed public housing (Hope VI) .....	34	.....	34	343	.....	343	294	.....	294
Native American housing block grant .....	37	.....	37	585	.....	585	521	.....	521
Other .....	(* *)	(* *)	(* *)	198	172	25	214	182	32
<b>Total—Public and Indian Housing Programs .....</b>	<b>1,963</b>	<b>(* *)</b>	<b>1,963</b>	<b>22,075</b>	<b>172</b>	<b>21,903</b>	<b>21,857</b>	<b>182</b>	<b>21,675</b>
Community Planning and Development:									
Housing opportunities for persons with AIDS .....	15	.....	15	203	.....	203	198	.....	198
Community Development Block Grants .....	475	.....	475	4,546	.....	4,546	4,417	.....	4,417
Home investment partnership program .....	124	.....	124	1,363	.....	1,363	1,243	.....	1,243
Homeless assistance grants .....	78	.....	78	814	.....	814	752	.....	752
Other .....	8	13	-5	69	57	12	65	85	-20
<b>Total—Community Planning and Development .....</b>	<b>701</b>	<b>13</b>	<b>688</b>	<b>6,994</b>	<b>57</b>	<b>6,938</b>	<b>6,676</b>	<b>85</b>	<b>6,591</b>
Housing Programs:									
Public enterprise funds .....	1	2	-1	20	22	-2	17	38	-21
Credit accounts:									
FHA-Mutual mortgage insurance fund, program account .....	22	.....	22	303	.....	303	1,565	.....	1,565
FHA-Mutual mortgage insurance fund, liquidating account .....	38	328	-290	6,523	8,766	-2,243	18,566	21,569	-3,003
FHA-General and special risk fund, program account .....	12	.....	12	326	.....	326	331	.....	331
FHA-General and special risk fund, liquidating account .....	67	52	15	804	636	168	676	495	180
Housing for the elderly or handicapped fund .....	(* *)	63	-63	364	718	-354	492	806	-314
Housing for special populations .....	64	.....	64	657	.....	657	696	.....	696
Other assisted housing programs .....	53	.....	53	631	(* *)	631	653	.....	653
Other .....	3	.....	3	37	.....	37	36	.....	36
<b>Total—Housing Programs .....</b>	<b>261</b>	<b>445</b>	<b>-184</b>	<b>9,664</b>	<b>10,142</b>	<b>-478</b>	<b>23,033</b>	<b>22,908</b>	<b>124</b>
Government National Mortgage Association:									
Guarantees of mortgage-backed securities, program account .....	.....	.....	.....	.....	.....	.....	9	.....	9
Guarantees of mortgage-backed securities, liquidating account .....	3	77	-74	51	442	-390	155	477	-322
Management and Administration .....	63	.....	63	589	.....	589	456	.....	456
Other .....	7	.....	7	78	.....	78	52	.....	52
Proprietary receipts from the public:									
FHA-Mutual mortgage insurance fund .....	.....	.....	.....	.....	.....	.....	.....	301	-301
FHA-General and special risk fund .....	.....	7	-7	.....	58	-58	.....	300	-300
Other .....	.....	.....	.....	.....	.....	.....	.....	9	-9
Offsetting governmental receipts .....	.....	(* *)	(* *)	.....	19	-19	.....	16	-16
<b>Total—Department of Housing and Urban Development .....</b>	<b>2,998</b>	<b>542</b>	<b>2,456</b>	<b>39,452</b>	<b>10,890</b>	<b>28,562</b>	<b>52,238</b>	<b>24,278</b>	<b>27,960</b>
<b>Department of the Interior:</b>									
Land and Minerals Management:									
Bureau of Land Management:									
Management of lands and resources .....	58	.....	58	603	.....	603	568	.....	568
Other .....	103	1	102	613	18	595	456	15	441
Minerals Management Service .....	69	.....	69	765	.....	765	545	.....	545
Office of Surface Mining Reclamation and Enforcement .....	29	.....	29	359	.....	359	327	.....	327
<b>Total—Land and Minerals Management .....</b>	<b>259</b>	<b>1</b>	<b>258</b>	<b>2,341</b>	<b>18</b>	<b>2,322</b>	<b>1,896</b>	<b>15</b>	<b>1,881</b>
Water and Science:									
Bureau of Reclamation:									
Water and related resources .....	63	.....	63	552	.....	552	542	.....	542
Other .....	35	18	16	380	187	194	319	246	72
United States Geological Survey .....	73	.....	73	732	.....	732	732	.....	732
Other .....	4	.....	4	49	.....	49	31	.....	31
<b>Total—Water and Science .....</b>	<b>174</b>	<b>18</b>	<b>156</b>	<b>1,713</b>	<b>187</b>	<b>1,526</b>	<b>1,623</b>	<b>246</b>	<b>1,377</b>
Fish and Wildlife and Parks:									
United States Fish and Wildlife Service .....	129	.....	129	1,336	.....	1,336	1,193	.....	1,193
National Park Service .....	169	.....	169	1,780	.....	1,780	1,485	.....	1,485
<b>Total—Fish and Wildlife and Parks .....</b>	<b>298</b>	<b>.....</b>	<b>298</b>	<b>3,117</b>	<b>.....</b>	<b>3,117</b>	<b>2,678</b>	<b>.....</b>	<b>2,678</b>

**Table 5. Outlays of the U.S. Government, August 2000 and Other Periods—Continued**  
 [\$ millions]

Classification	This Month			Current Fiscal Year to Date			Prior Fiscal Year to Date		
	Gross Outlays	Applicable Receipts	Outlays	Gross Outlays	Applicable Receipts	Outlays	Gross Outlays	Applicable Receipts	Outlays
<b>Department of the Interior:—Continued</b>									
Bureau of Indian Affairs .....	66	(* *)	66	1,715	7	1,708	1,730	7	1,723
Departmental Offices:									
Insular affairs .....	13	.....	13	247	.....	247	233	.....	233
Office of Special Trustee for American Indians .....	11	.....	11	444	.....	444	346	.....	346
Other .....	23	.....	23	194	.....	194	840	.....	840
Proprietary receipts from the public .....	.....	226	-226	.....	2,049	-2,049	.....	1,905	-1,905
Intrabudgetary transactions .....	-27	.....	-27	-141	.....	-141	-206	.....	-206
<b>Total—Department of the Interior .....</b>	<b>818</b>	<b>245</b>	<b>573</b>	<b>9,630</b>	<b>2,262</b>	<b>7,368</b>	<b>9,141</b>	<b>2,174</b>	<b>6,967</b>
<b>Department of Justice:</b>									
General Administration .....	22	.....	22	422	.....	422	617	.....	617
Legal Activities and United States Marshals:									
United States Attorneys .....	96	.....	96	1,085	.....	1,085	1,007	.....	1,007
United States Marshals Service .....	48	.....	48	490	.....	490	488	.....	488
Other .....	168	.....	168	1,513	.....	1,513	1,542	.....	1,542
Federal Bureau of Investigation .....	249	.....	249	2,797	.....	2,797	2,795	.....	2,795
Drug Enforcement Administration .....	103	.....	103	1,196	.....	1,196	1,031	.....	1,031
Immigration and Naturalization Service .....	378	.....	378	3,789	.....	3,789	3,385	.....	3,385
Federal Prison System .....	338	22	316	3,592	210	3,382	3,102	185	2,917
Office of Justice Programs:									
Violent crime reduction programs .....	125	.....	125	1,927	.....	1,927	2,006	.....	2,006
Community oriented policing services .....	131	.....	131	1,333	.....	1,333	1,078	.....	1,078
Other .....	154	.....	154	1,056	.....	1,056	716	.....	716
Other .....	29	.....	29	327	.....	327	248	.....	248
Intrabudgetary transactions .....	-8	.....	-8	-46	.....	-46	-52	.....	-52
Offsetting governmental receipts .....	.....	123	-123	.....	1,305	-1,305	.....	1,123	-1,123
<b>Total—Department of Justice .....</b>	<b>1,832</b>	<b>145</b>	<b>1,687</b>	<b>19,480</b>	<b>1,514</b>	<b>17,965</b>	<b>17,964</b>	<b>1,307</b>	<b>16,656</b>
<b>Department of Labor:</b>									
Employment and Training Administration:									
Training and employment services .....	421	.....	421	3,942	.....	3,942	4,228	.....	4,228
Welfare to work jobs .....	51	.....	51	482	.....	482	228	.....	228
Community service employment for older Americans .....	23	.....	23	358	.....	358	400	.....	400
Federal unemployment benefits and allowances .....	30	.....	30	374	.....	374	299	.....	299
State unemployment insurance and employment service operations .....	36	.....	36	144	.....	144	38	.....	38
Advances to the unemployment trust fund and other funds .....	.....	.....	.....	.....	.....	.....	23	.....	23
Unemployment trust fund:									
Federal-State unemployment insurance:									
State unemployment benefits .....	1,720	.....	1,720	19,192	.....	19,192	19,671	.....	19,671
State administrative expenses .....	233	.....	233	2,897	.....	2,897	3,063	.....	3,063
Federal administrative expenses .....	10	.....	10	184	.....	184	128	.....	128
Veterans employment and training .....	16	.....	16	164	.....	164	170	.....	170
Repayment of advances from the general fund .....	.....	.....	.....	.....	.....	.....	.....	.....	.....
Other .....	1	.....	1	3	.....	3	4	.....	4
Total—Unemployment trust fund .....	1,979	.....	1,979	22,440	.....	22,440	23,036	.....	23,036
Other .....	9	.....	9	92	.....	92	84	.....	84
<b>Total—Employment and Training Administration .....</b>	<b>2,548</b>	<b>.....</b>	<b>2,548</b>	<b>27,832</b>	<b>.....</b>	<b>27,832</b>	<b>28,336</b>	<b>.....</b>	<b>28,336</b>
Pension Benefit Guaranty Corporation .....	107	209	-102	1,244	2,449	-1,205	1,131	1,773	-643
Employment Standards Administration:									
Salaries and expenses .....	28	.....	28	306	.....	306	274	.....	274
Special benefits .....	162	.....	162	563	.....	563	570	.....	570
Black lung disability trust fund .....	39	.....	39	430	.....	430	445	.....	445
Other .....	16	.....	16	139	.....	139	132	.....	132
Occupational Safety and Health Administration .....	32	.....	32	337	.....	337	319	.....	319
Bureau of Labor Statistics .....	20	.....	20	325	.....	325	296	.....	296
Other .....	51	.....	51	525	.....	525	467	.....	467
Proprietary receipts from the public .....	.....	(* *)	(* *)	.....	3	-3	.....	7	-7
Intrabudgetary transactions .....	-43	.....	-43	-398	.....	-398	-387	.....	-387
<b>Total—Department of Labor .....</b>	<b>2,961</b>	<b>209</b>	<b>2,752</b>	<b>31,302</b>	<b>2,451</b>	<b>28,851</b>	<b>31,584</b>	<b>1,780</b>	<b>29,803</b>

**Table 5. Outlays of the U.S. Government, August 2000 and Other Periods—Continued**  
 [\$ millions]

Classification	This Month			Current Fiscal Year to Date			Prior Fiscal Year to Date		
	Gross Outlays	Applicable Receipts	Outlays	Gross Outlays	Applicable Receipts	Outlays	Gross Outlays	Applicable Receipts	Outlays
<b>Department of State:</b>									
Administration of Foreign Affairs:									
Diplomatic and consular programs .....	186	.....	186	2,417	.....	2,417	1,870	.....	1,870
International Information Programs .....	1	.....	1	48	.....	48	414	.....	414
Embassy security, construction, and maintenance .....	60	.....	60	457	.....	457	539	.....	539
Payment to Foreign Service retirement and disability fund .....	.....	.....	.....	129	.....	129	177	.....	177
Foreign Service retirement and disability fund .....	47	.....	47	512	.....	512	493	.....	493
Other .....	47	.....	47	146	.....	146	354	.....	354
<b>Total—Administration of Foreign Affairs .....</b>	<b>342</b>	<b>.....</b>	<b>342</b>	<b>3,709</b>	<b>.....</b>	<b>3,709</b>	<b>3,848</b>	<b>.....</b>	<b>3,848</b>
International Organizations and Conferences .....	15	.....	15	1,289	.....	1,289	1,056	.....	1,056
Migration and refugee assistance .....	43	.....	43	765	.....	765	686	.....	686
Other .....	58	.....	58	692	.....	692	601	.....	601
Proprietary receipts from the public .....	.....	.....	.....	.....	(* *)	(* *)	.....	2	-2
Intrabudgetary transactions .....	(* *)	.....	(* *)	-173	.....	-173	-222	.....	-222
Offsetting governmental receipts .....	.....	.....	.....	.....	.....	.....	.....	.....	.....
<b>Total—Department of State .....</b>	<b>458</b>	<b>.....</b>	<b>458</b>	<b>6,283</b>	<b>(* *)</b>	<b>6,283</b>	<b>5,969</b>	<b>2</b>	<b>5,967</b>
<b>Department of Transportation:</b>									
Coast Guard:									
Operating expenses .....	298	.....	298	2,724	.....	2,724	2,547	.....	2,547
Acquisition, construction, and improvements .....	26	.....	26	414	.....	414	356	.....	356
Retired pay .....	54	.....	54	644	.....	644	611	.....	611
Other .....	11	1	10	252	6	246	257	6	251
<b>Total—Coast Guard .....</b>	<b>389</b>	<b>1</b>	<b>388</b>	<b>4,033</b>	<b>6</b>	<b>4,027</b>	<b>3,771</b>	<b>6</b>	<b>3,765</b>
Federal Aviation Administration:									
Operations .....	11	.....	11	511	.....	511	1,327	.....	1,327
Airport and airway trust fund:									
Grants-in-aid for airports .....	141	.....	141	1,420	.....	1,420	1,378	.....	1,378
Facilities and equipment .....	175	.....	175	1,838	.....	1,838	1,922	.....	1,922
Research, engineering, and development .....	16	.....	16	146	.....	146	158	.....	158
Trust fund share of FAA operations .....	566	.....	566	4,756	.....	4,756	3,779	.....	3,779
<b>Total—Airport and airway trust fund .....</b>	<b>899</b>	<b>.....</b>	<b>899</b>	<b>8,161</b>	<b>.....</b>	<b>8,161</b>	<b>7,236</b>	<b>.....</b>	<b>7,236</b>
Other .....	1	(* *)	1	-2	1	-3	-1	1	-2
<b>Total—Federal Aviation Administration .....</b>	<b>910</b>	<b>(* *)</b>	<b>910</b>	<b>8,670</b>	<b>1</b>	<b>8,669</b>	<b>8,563</b>	<b>1</b>	<b>8,562</b>
Federal Highway Administration:									
Highway trust fund:									
Federal-aid highways .....	2,801	.....	2,801	22,554	.....	22,554	20,055	.....	20,055
Other .....	7	1	6	45	34	10	34	15	18
Other programs .....	21	.....	21	277	.....	277	169	.....	169
<b>Total—Federal Highway Administration .....</b>	<b>2,829</b>	<b>1</b>	<b>2,828</b>	<b>22,876</b>	<b>34</b>	<b>22,841</b>	<b>20,258</b>	<b>15</b>	<b>20,243</b>
National Highway Traffic Safety Administration .....	32	.....	32	295	.....	295	293	.....	293
Federal Railroad Administration:									
Capital Grants to the National Railroad Passenger Corporation .....									
.....	(* *)	.....	(* *)	594	.....	594	244	.....	244
Other .....	15	(* *)	15	153	6	147	158	6	152
<b>Total—Federal Railroad Administration .....</b>	<b>15</b>	<b>(* *)</b>	<b>15</b>	<b>747</b>	<b>6</b>	<b>741</b>	<b>402</b>	<b>6</b>	<b>396</b>
Federal Transit Administration:									
Formula grants .....	124	.....	124	-1,383	.....	-1,383	-399	.....	-399
Discretionary grants .....	108	.....	108	1,144	.....	1,144	1,409	.....	1,409
Trust fund share of expenses .....	239	.....	239	6,159	.....	6,159	4,252	.....	4,252
Other .....	153	.....	153	-983	.....	-983	-1,463	.....	-1,463
<b>Total—Federal Transit Administration .....</b>	<b>624</b>	<b>.....</b>	<b>624</b>	<b>4,937</b>	<b>.....</b>	<b>4,937</b>	<b>3,799</b>	<b>.....</b>	<b>3,799</b>
Maritime Administration .....	39	1	37	288	129	159	405	324	81
Other .....	47	1	46	326	11	316	335	11	324
Proprietary receipts from the public .....	.....	17	-17	.....	82	-82	.....	34	-34
Intrabudgetary transactions .....	.....	.....	.....	-4	.....	-4	-18	.....	-18
Offsetting governmental receipts .....	.....	8	-8	.....	114	-114	.....	110	-110
<b>Total—Department of Transportation .....</b>	<b>4,885</b>	<b>29</b>	<b>4,857</b>	<b>42,169</b>	<b>384</b>	<b>41,785</b>	<b>37,808</b>	<b>508</b>	<b>37,300</b>

**Table 5. Outlays of the U.S. Government, August 2000 and Other Periods—Continued**  
 [\$ millions]

Classification	This Month			Current Fiscal Year to Date			Prior Fiscal Year to Date		
	Gross Outlays	Applicable Receipts	Outlays	Gross Outlays	Applicable Receipts	Outlays	Gross Outlays	Applicable Receipts	Outlays
<b>Department of the Treasury:</b>									
Departmental Offices:									
Exchange stabilization fund .....	-169	69	-239	-503	743	-1,246	-720	737	-1,457
Other .....	182	.....	182	1,084	.....	1,084	666	.....	666
<b>Financial Management Service:</b>									
Salaries and expenses .....	16	.....	16	199	.....	199	197	.....	197
Payment to the Resolution Funding Corporation .....	.....	.....	.....	1,164	.....	1,164	2,328	.....	2,328
Net interest paid to loan guarantee financing accounts .....	.....	.....	.....	571	.....	571	347	.....	347
Claims, judgements, and relief acts .....	139	.....	139	1,468	.....	1,468	1,705	.....	1,705
Other .....	27	.....	27	97	.....	97	142	.....	142
<b>Total—Financial Management Service .....</b>	<b>182</b>	<b>.....</b>	<b>182</b>	<b>3,500</b>	<b>.....</b>	<b>3,500</b>	<b>4,721</b>	<b>.....</b>	<b>4,721</b>
Federal Financing Bank .....	-115	.....	-115	100	.....	100	1,238	.....	1,238
Bureau of Alcohol, Tobacco, and Firearms:									
Salaries and expenses .....	47	.....	47	505	.....	505	501	.....	501
Laboratory facilities and headquarters .....	2	.....	2	9	.....	9	1	.....	1
Internal revenue collections for Puerto Rico .....	28	.....	28	263	.....	263	216	.....	216
United States Customs Service .....	217	.....	217	2,213	.....	2,213	2,063	.....	2,063
Bureau of Engraving and Printing .....	-10	.....	-10	-49	.....	-49	-23	.....	-23
United States Mint .....	120	242	-122	1,175	1,624	-449	1,307	1,640	-333
Bureau of the Public Debt .....	46	.....	46	301	.....	301	292	.....	292
<b>Internal Revenue Service:</b>									
Processing, assistance, and management .....	215	.....	215	3,019	.....	3,019	2,684	.....	2,684
Tax law enforcement .....	249	.....	249	2,923	.....	2,923	2,859	.....	2,859
Information systems .....	95	.....	95	1,359	.....	1,359	1,505	.....	1,505
Payment where earned income credit exceeds liability for tax .....	132	.....	132	25,966	.....	25,966	25,509	.....	25,509
Payment where child credit exceeds liability for tax .....	84	.....	84	765	.....	765	435	.....	435
Refunding internal revenue collections, interest .....	150	.....	150	2,533	.....	2,533	2,628	.....	2,628
Other .....	27	2	25	194	6	189	123	5	118
<b>Total—Internal Revenue Service .....</b>	<b>952</b>	<b>2</b>	<b>950</b>	<b>36,759</b>	<b>6</b>	<b>36,754</b>	<b>35,742</b>	<b>5</b>	<b>35,737</b>
United States Secret Service .....	84	.....	84	794	.....	794	672	.....	672
Comptroller of the Currency .....	30	122	-92	355	407	-52	374	401	-27
Office of Thrift Supervision .....	13	17	-5	145	143	2	137	140	-3
<b>Interest on the public debt:</b>									
Public issues (accrual basis) .....	18,619	.....	18,619	205,002	.....	205,002	210,096	.....	210,096
Special issues (cash basis) .....	3,682	.....	3,682	138,886	.....	138,886	123,631	.....	123,631
<b>Total—Interest on the public debt .....</b>	<b>22,301</b>	<b>.....</b>	<b>22,301</b>	<b>343,888</b>	<b>.....</b>	<b>343,888</b>	<b>333,727</b>	<b>.....</b>	<b>333,727</b>
Other .....	33	.....	33	134	.....	134	172	.....	172
Proprietary receipts from the public .....	.....	149	-149	.....	3,318	-5,318	.....	3,875	-3,875
Intrabudgetary transactions .....	-411	.....	-411	-4,027	.....	-4,027	-3,559	.....	-3,559
Offsetting governmental receipts .....	.....	157	-157	.....	1,189	-1,189	.....	1,125	-1,125
<b>Total—Department of the Treasury .....</b>	<b>23,531</b>	<b>760</b>	<b>22,772</b>	<b>386,647</b>	<b>9,430</b>	<b>377,216</b>	<b>377,526</b>	<b>7,924</b>	<b>369,602</b>
<b>Department of Veterans Affairs:</b>									
Veterans Health Administration:									
Medical care .....	1,574	.....	1,574	17,435	.....	17,435	16,459	.....	16,459
Other .....	48	22	26	611	236	375	618	239	378
Veterans Benefits Administration:									
Public enterprise funds:									
Veterans housing benefit program fund .....	-18	3	-21	1,500	138	1,362	2,012	1,339	672
Other .....	43	37	6	470	441	29	479	469	10
Compensation, pensions, and burial benefits .....	1,901	.....	1,901	20,230	.....	20,230	19,371	.....	19,371
Readjustment benefits .....	94	.....	94	1,393	.....	1,393	1,365	.....	1,365
Insurance funds:									
National service life .....	98	.....	98	1,119	.....	1,119	1,085	.....	1,085
United States Government Life .....	1	.....	1	11	.....	11	11	.....	11
Veterans special life .....	10	3	8	117	172	-55	124	173	-48
Other .....	3	.....	3	17	.....	17	47	.....	47
<b>Total—Veterans Benefits Administration .....</b>	<b>2,132</b>	<b>42</b>	<b>2,090</b>	<b>24,856</b>	<b>750</b>	<b>24,106</b>	<b>24,493</b>	<b>1,982</b>	<b>22,512</b>
Construction .....	35	(* *)	35	434	(* *)	434	483	(* *)	483
Departmental Administration .....	81	.....	81	972	.....	972	961	.....	961
Proprietary receipts from the public:									
National service life .....	.....	17	-17	.....	186	-186	.....	189	-189
Other .....	.....	71	-71	.....	1,664	-1,664	.....	1,060	-1,060
Intrabudgetary transactions .....	(* *)	.....	(* *)	-3	.....	-3	-8	.....	-8
<b>Total—Department of Veterans Affairs .....</b>	<b>3,870</b>	<b>152</b>	<b>3,718</b>	<b>44,306</b>	<b>2,837</b>	<b>41,469</b>	<b>43,006</b>	<b>3,471</b>	<b>39,535</b>

**Table 5. Outlays of the U.S. Government, August 2000 and Other Periods—Continued**  
[\$ millions]

Classification	This Month			Current Fiscal Year to Date			Prior Fiscal Year to Date		
	Gross Outlays	Applicable Receipts	Outlays	Gross Outlays	Applicable Receipts	Outlays	Gross Outlays	Applicable Receipts	Outlays
<b>Corps of Engineers:</b>									
Construction, general .....	141	.....	141	1,240	.....	1,240	1,016	.....	1,016
Operation and maintenance, general .....	151	.....	151	1,106	.....	1,106	1,470	.....	1,470
Flood control .....	39	.....	39	265	.....	265	441	.....	441
Harbor maintenance trust fund .....	49	.....	49	639	.....	639	233	.....	233
Other .....	54	.....	54	986	.....	986	891	.....	891
Proprietary receipts from the public .....	.....	31	-31	.....	299	-299	.....	344	-344
Intrabudgetary transactions .....	.....	.....	.....	.....	.....	.....	-10	.....	-10
<b>Total—Corps of Engineers .....</b>	<b>434</b>	<b>31</b>	<b>403</b>	<b>4,234</b>	<b>299</b>	<b>3,935</b>	<b>4,041</b>	<b>344</b>	<b>3,696</b>
<b>Other Defense Civil Programs:</b>									
Military Retirement:									
Payment to military retirement fund .....	.....	.....	.....	15,302	.....	15,302	15,250	.....	15,250
Military retirement fund .....	2,769	.....	2,769	30,067	.....	30,067	29,215	.....	29,215
Educational Benefits .....	8	.....	8	173	.....	173	170	.....	170
Other .....	10	.....	10	112	.....	112	135	.....	135
Proprietary receipts from the public .....	.....	1	-1	.....	10	-10	.....	10	-10
Intrabudgetary transactions .....	-31	.....	-31	-15,534	.....	-15,534	-15,414	.....	-15,414
<b>Total—Other Defense Civil Programs .....</b>	<b>2,756</b>	<b>1</b>	<b>2,755</b>	<b>30,120</b>	<b>10</b>	<b>30,110</b>	<b>29,356</b>	<b>10</b>	<b>29,346</b>
<b>Environmental Protection Agency:</b>									
Science and technology .....	41	.....	41	586	.....	586	568	.....	568
Environmental programs and management .....	147	.....	147	1,704	.....	1,704	1,712	.....	1,712
State and tribal assistance grants .....	272	.....	272	2,781	.....	2,781	2,492	.....	2,492
Hazardous substance superfund .....	167	.....	167	1,432	.....	1,432	1,409	.....	1,409
Other .....	34	(* *)	34	906	18	887	586	18	568
Proprietary receipts from the public .....	.....	14	-14	.....	209	-209	.....	272	-272
Intrabudgetary transactions .....	.....	.....	.....	-700	.....	-700	-325	.....	-325
Offsetting governmental receipts .....	.....	(* *)	(* *)	.....	12	-12	.....	9	-9
<b>Total—Environmental Protection Agency .....</b>	<b>661</b>	<b>15</b>	<b>646</b>	<b>6,707</b>	<b>239</b>	<b>6,468</b>	<b>6,442</b>	<b>299</b>	<b>6,143</b>
<b>Executive Office of the President:</b>									
Compensation of the President and the White House									
Office .....	4	.....	4	48	.....	48	47	.....	47
Office of Management and Budget .....	5	.....	5	58	.....	58	55	.....	55
Unanticipated needs .....	.....	.....	.....	.....	.....	.....	153	.....	153
Other .....	14	(* *)	14	157	.....	157	142	(* *)	142
<b>Total—Executive Office of the President .....</b>	<b>22</b>	<b>(* *)</b>	<b>22</b>	<b>262</b>	.....	<b>262</b>	<b>396</b>	<b>(* *)</b>	<b>396</b>
<b>Federal Emergency Management Agency:</b>									
Public enterprise funds .....	21	119	-98	709	697	12	585	605	-20
Disaster relief .....	199	.....	199	2,452	.....	2,452	3,493	.....	3,493
Emergency management planning and assistance .....	12	.....	12	201	.....	201	176	.....	176
Other .....	26	.....	26	328	.....	328	251	.....	251
Proprietary receipts from the public .....	.....	.....	.....	.....	.....	.....	.....	.....	.....
Offsetting governmental receipts .....	.....	.....	.....	.....	1	-1	.....	10	-10
<b>Total—Federal Emergency Management Agency .....</b>	<b>259</b>	<b>119</b>	<b>140</b>	<b>3,690</b>	<b>698</b>	<b>2,992</b>	<b>4,504</b>	<b>615</b>	<b>3,889</b>
<b>General Services Administration:</b>									
Real Property Activities .....	37	.....	37	74	.....	74	-249	.....	-249
Supply and Technology Activities .....	-130	.....	-130	18	.....	18	122	.....	122
General Activities .....	-14	.....	-14	171	.....	171	166	.....	166
Proprietary receipts from the public .....	.....	1	-1	.....	8	-8	.....	16	-16
<b>Total—General Services Administration .....</b>	<b>-106</b>	<b>1</b>	<b>-107</b>	<b>263</b>	<b>8</b>	<b>254</b>	<b>39</b>	<b>16</b>	<b>22</b>
<b>International Assistance Program:</b>									
International Security Assistance:									
Foreign military loan program .....	48	140	-91	446	894	-448	279	428	-148
Foreign military financing program .....	19	.....	19	3,604	.....	3,604	3,015	.....	3,015
Economic support fund .....	119	.....	119	2,261	.....	2,261	2,110	.....	2,110
Other .....	72	.....	72	542	.....	542	309	.....	309
Proprietary receipts from the public .....	.....	.....	.....	.....	.....	.....	.....	497	-497
<b>Total—International Security Assistance .....</b>	<b>258</b>	<b>140</b>	<b>118</b>	<b>6,853</b>	<b>894</b>	<b>5,959</b>	<b>5,713</b>	<b>925</b>	<b>4,789</b>
Multilateral Assistance:									
Contribution to the International Development Association									
International organizations and programs .....	1	.....	1	292	.....	292	304	.....	304
Other .....	20	.....	20	374	.....	374	443	.....	443
<b>Total—Multilateral Assistance .....</b>	<b>21</b>	.....	<b>21</b>	<b>1,658</b>	.....	<b>1,658</b>	<b>1,742</b>	.....	<b>1,742</b>

**Table 5. Outlays of the U.S. Government, August 2000 and Other Periods—Continued**  
 [\$ millions]

Classification	This Month			Current Fiscal Year to Date			Prior Fiscal Year to Date		
	Gross Outlays	Applicable Receipts	Outlays	Gross Outlays	Applicable Receipts	Outlays	Gross Outlays	Applicable Receipts	Outlays
<b>International Assistance Program:—Continued</b>									
International Development Assistance:									
Agency for International Development:									
Economic assistance loans .....	12	58	-47	8	848	-840	1	1,010	-1,009
Sustainable development assistance program .....	120	.....	120	709	.....	709	696	.....	696
Assistance for the new independent States of the Former Soviet Union .....	44	.....	44	594	.....	594	609	.....	609
Operating expenses .....	39	.....	39	500	.....	500	434	.....	434
Payment to the Foreign Service retirement and disability fund .....	.....	.....	.....	44	.....	44	45	.....	45
Other .....	108	7	101	1,361	84	1,278	1,379	89	1,290
Proprietary receipts from the public .....	.....	.....	.....	.....	41	-41	.....	1	-1
Intrabudgetary transactions .....	.....	.....	.....	.....	.....	.....	-1	.....	-1
<b>Total—Agency for International Development .....</b>	<b>324</b>	<b>65</b>	<b>259</b>	<b>3,217</b>	<b>973</b>	<b>2,244</b>	<b>3,161</b>	<b>1,099</b>	<b>2,063</b>
Overseas Private Investment Corporation .....	5	62	-57	287	292	-6	56	299	-242
Peace Corps .....	20	.....	20	226	(* *)	226	217	(* *)	217
Other .....	14	.....	14	82	.....	82	64	.....	64
<b>Total—International Development Assistance .....</b>	<b>364</b>	<b>126</b>	<b>237</b>	<b>3,812</b>	<b>1,265</b>	<b>2,546</b>	<b>3,499</b>	<b>1,397</b>	<b>2,102</b>
International Monetary Programs .....	95	.....	95	1,046	.....	1,046	111	.....	111
Military Sales Programs:									
Foreign military sales trust fund .....	1,022	.....	1,022	10,101	.....	10,101	11,005	.....	11,005
Other .....	(* *)	3	-3	1	7	-6	5	7	-2
Proprietary receipts from the public .....	.....	638	-638	.....	10,180	-10,180	.....	10,449	-10,449
Other .....	.....	.....	.....	1	.....	1	1	.....	1
<b>Total—International Assistance Program .....</b>	<b>1,760</b>	<b>908</b>	<b>852</b>	<b>23,472</b>	<b>12,347</b>	<b>11,125</b>	<b>22,076</b>	<b>12,778</b>	<b>9,298</b>
<b>National Aeronautics and Space Administration:</b>									
Human space flight .....	500	.....	500	4,949	.....	4,949	4,888	.....	4,888
Science, aeronautics, and technology .....	504	.....	504	5,052	.....	5,052	5,270	.....	5,270
Mission support .....	190	.....	190	2,209	.....	2,209	2,192	.....	2,192
Other .....	3	.....	3	36	.....	36	52	.....	52
<b>Total—National Aeronautics and Space Administration .....</b>	<b>1,197</b>	<b>.....</b>	<b>1,197</b>	<b>12,247</b>	<b>.....</b>	<b>12,247</b>	<b>12,403</b>	<b>.....</b>	<b>12,403</b>
<b>National Science Foundation:</b>									
Research and related activities .....	234	.....	234	2,515	.....	2,515	2,278	.....	2,278
Education and human resources .....	120	.....	120	441	.....	441	427	.....	427
Other .....	25	.....	25	214	.....	214	282	.....	282
<b>Total—National Science Foundation .....</b>	<b>379</b>	<b>.....</b>	<b>379</b>	<b>3,170</b>	<b>.....</b>	<b>3,170</b>	<b>2,987</b>	<b>.....</b>	<b>2,987</b>
<b>Office of Personnel Management:</b>									
Government payment for annuitants, employees health and life insurance benefits .....	365	.....	365	4,603	.....	4,603	4,082	.....	4,082
Payment to civil service retirement and disability fund .....	.....	.....	.....	.....	.....	.....	.....	.....	.....
Civil service retirement and disability fund .....	3,775	.....	3,775	41,410	.....	41,410	40,126	.....	40,126
Employees life insurance fund .....	149	486	-337	1,628	3,109	-1,481	1,479	2,838	-1,359
Employees and retired employees health benefits fund ...	1,885	1,646	239	17,947	18,005	-58	16,839	16,595	244
Other .....	10	.....	10	104	.....	104	82	.....	82
Intrabudgetary transactions:									
Civil service retirement and disability fund:									
General fund contributions .....	.....	.....	.....	.....	.....	.....	.....	.....	.....
Other .....	-2	.....	-2	-37	.....	-37	-24	.....	-24
<b>Total—Office of Personnel Management .....</b>	<b>6,183</b>	<b>2,132</b>	<b>4,050</b>	<b>65,655</b>	<b>21,114</b>	<b>44,541</b>	<b>62,585</b>	<b>19,433</b>	<b>43,152</b>



**Table 5. Outlays of the U.S. Government, August 2000 and Other Periods—Continued**  
 [\$ millions]

Classification	This Month			Current Fiscal Year to Date			Prior Fiscal Year to Date		
	Gross Outlays	Applicable Receipts	Outlays	Gross Outlays	Applicable Receipts	Outlays	Gross Outlays	Applicable Receipts	Outlays
<b>Small Business Administration:</b>									
Public enterprise funds:									
Business loan fund .....	59	527	-468	415	734	-319	311	336	-25
Disaster loan fund .....	9	15	-6	351	176	175	248	208	40
Other .....	1	(**)	(**)	13	5	7	15	8	7
Other .....	44	(**)	44	220	(**)	220	493	(**)	492
Proprietary receipts from the public .....					802	-802		705	-705
<b>Total—Small Business Administration .....</b>	<b>113</b>	<b>543</b>	<b>-430</b>	<b>998</b>	<b>1,718</b>	<b>-720</b>	<b>1,066</b>	<b>1,257</b>	<b>-191</b>
<b>Social Security Administration:</b>									
Payments to social security trust funds .....	1		1	13,238		13,238	10,808		10,808
Special benefits for disabled coal miners .....	42		42	477		477	507		507
Supplemental security income program .....	2,737		2,737	28,328		28,328	27,912		27,912
Office of the Inspector General .....									
Federal old-age and survivors insurance trust fund (off-budget):									
Benefit payments .....	29,522		29,522	318,141		318,141	304,476		304,476
Administrative expenses .....	75		75	1,730		1,730	1,649		1,649
Payment to railroad retirement account .....				3,538		3,538	3,681		3,681
<b>Total—FOASI trust fund .....</b>	<b>29,598</b>		<b>29,598</b>	<b>323,409</b>		<b>323,409</b>	<b>309,807</b>		<b>309,807</b>
Federal disability insurance trust fund (off-budget):									
Benefit payments .....	4,664		4,664	49,622		49,622	46,134		46,134
Administrative expenses .....	171		171	1,451		1,451	1,429		1,429
Payment to railroad retirement account .....				159		159	135		135
Other .....				(**)		(**)	(**)		(**)
<b>Total—FDI trust fund .....</b>	<b>4,835</b>		<b>4,835</b>	<b>51,233</b>		<b>51,233</b>	<b>47,697</b>		<b>47,697</b>
Other .....	1		1	12		12	2		2
Proprietary receipts from the public:									
On-budget .....		205	-205		1,309	-1,309		1,110	-1,110
Off-budget .....		2	-2		46	-46		47	-47
Intrabudgetary transactions:									
Off-budget .....	-13		-13	-13,240		-13,240	-10,806		-10,806
<b>Total—Social Security Administration .....</b>	<b>37,201</b>	<b>207</b>	<b>36,994</b>	<b>403,457</b>	<b>1,356</b>	<b>402,101</b>	<b>385,928</b>	<b>1,157</b>	<b>384,770</b>
<b>Other independent agencies:</b>									
Appalachian Regional Commission .....	5	(**)	5	124	3	121	130	3	127
Broadcasting board of governors .....	32		32	325		325	380		380
Corporation for National and Community Service .....	58		58	623		623	569		569
Corporation for Public Broadcasting .....	-1		-1	316		316	250		250
District of Columbia:									
Courts .....	9		9	101	(**)	100	133	66	67
Corrections .....				133		133	138		138
General and special payments .....	52	30	22	459	180	278	404	3,350	-2,946
Financing .....									
Equal Employment Opportunity Commission .....	20	(**)	20	271	2	269	236	2	234
Export-Import Bank of the United States .....	78	1,755	-1,676	2,511	3,218	-707	802	984	-182
Federal Communications Commission:									
Universal service fund .....	362		362	3,665		3,665	2,971		2,971
Spectrum auction program account .....	-37		-37	-1,824		-1,824	-42		-42
Pioneer's preference settlement .....	125		125	125		125			
Other .....	22	1	21	194	25	169	163	36	127
Federal Deposit Insurance Corporation:									
Bank insurance fund .....	48	283	-234	1,638	2,490	-852	1,308	2,369	-1,061
Savings association insurance fund .....	10	99	-89	128	702	-574	153	522	-369
FSLIC resolution fund:									
Resolution Trust Corporation closeout .....	8	85	-77	1,242	2,401	-1,159	232	3,187	-2,955
Other .....	3	51	-48	107	233	-125	63	206	-143
Office of Inspector General .....				14		14	20		20
<b>Total—Federal Deposit Insurance Corporation .....</b>	<b>69</b>	<b>518</b>	<b>-448</b>	<b>3,130</b>	<b>5,826</b>	<b>-2,696</b>	<b>1,777</b>	<b>6,284</b>	<b>-4,507</b>
Federal drug control programs .....	36		36	311		311	283		283
Legal Services Corporation .....	28		28	276		276	303		303
National Archives and Records Administration .....	29	(**)	29	182	1	182	208	1	207
National Credit Union Administration .....	51	120	-69	3,404	3,600	-196	222	551	-329

**Table 5. Outlays of the U.S. Government, August 2000 and Other Periods—Continued**  
 [\$ millions]

Classification	This Month			Current Fiscal Year to Date			Prior Fiscal Year to Date		
	Gross Outlays	Applicable Receipts	Outlays	Gross Outlays	Applicable Receipts	Outlays	Gross Outlays	Applicable Receipts	Outlays
<b>Other independent agencies:—Continued</b>									
National Endowment for the Arts .....	8	.....	8	96	.....	96	95	.....	95
National Endowment for the Humanities .....	14	.....	14	102	.....	102	104	.....	104
Institute of Museum and Library Services .....	13	.....	13	165	.....	165	148	.....	148
National Labor Relations Board .....	16	.....	16	181	.....	181	167	.....	167
Nuclear Regulatory Commission .....	39	47	-8	443	380	64	439	389	50
Panama Canal Commission .....	8	(* *)	8	539	221	318	622	704	-82
Postal Service:									
Public enterprise funds (off-budget) .....	4,904	45,565	-660	56,720	59,504	-2,784	55,323	57,589	-2,265
Payments to the Postal Service fund .....	.....	.....	.....	100	.....	100	29	.....	29
Railroad Retirement Board:									
Federal windfall subsidy .....	14	.....	14	158	.....	158	173	.....	173
Federal payments to the railroad retirement accounts ..	.....	.....	.....	450	.....	450	493	.....	493
Railroad unemployment insurance trust fund:									
Benefit payments .....	6	.....	6	71	.....	71	62	.....	62
Administrative expenses .....	(* *)	.....	(* *)	(* *)	.....	(* *)	(* *)	.....	(* *)
Rail industry pension fund:									
Benefit payments .....	246	.....	246	2,710	.....	2,710	2,682	.....	2,682
Advances from FOASDI fund .....	-95	.....	-95	-1,033	.....	-1,033	-1,025	.....	-1,025
OASDI certifications .....	95	.....	95	1,033	.....	1,033	1,025	.....	1,025
Administrative expenses .....	7	.....	7	85	.....	85	81	.....	81
Interest on refunds of taxes .....	(* *)	.....	(* *)	(* *)	.....	(* *)	1	.....	1
Other .....	(* *)	.....	(* *)	5	.....	5	5	.....	5
Supplemental annuity pension fund:									
Benefit payments .....	6	.....	6	67	.....	67	69	.....	69
Interest on refund of taxes .....	(* *)	.....	(* *)	(* *)	.....	(* *)	(* *)	.....	(* *)
Railroad Social Security equivalent benefit account:									
Benefit payments .....	426	.....	426	4,886	.....	4,886	4,874	.....	4,874
Interest on refund of taxes .....	(* *)	.....	(* *)	(* *)	.....	(* *)	(* *)	.....	(* *)
Other .....	.....	.....	.....	.....	.....	.....	(* *)	.....	(* *)
Intrabudgetary transactions:									
Payments from other funds to the railroad retirement trust funds .....	.....	.....	.....	-3,698	.....	-3,698	-3,816	.....	-3,816
Other .....	.....	.....	.....	-450	.....	-450	-492	.....	-492
Total—Railroad Retirement Board .....	706	.....	706	4,285	.....	4,285	4,130	.....	4,130
Securities and Exchange Commission .....	20	.....	20	-75	.....	-75	-24	.....	-24
Smithsonian Institution .....	42	.....	42	465	.....	465	440	.....	440
Tennessee Valley Authority .....	581	776	-195	7,229	7,458	-229	8,005	7,997	9
Other .....	103	-4	107	1,229	344	885	1,126	293	833
<b>Total—Other independent agencies .....</b>	<b>7,393</b>	<b>8,808</b>	<b>-1,415</b>	<b>85,805</b>	<b>80,761</b>	<b>5,044</b>	<b>79,531</b>	<b>78,248</b>	<b>1,283</b>
<b>Undistributed offsetting receipts:</b>									
Other interest .....	.....	.....	.....	.....	1,352	-1,352	.....	1	-1
Employer share, employee retirement:									
Department of Health and Human Services:									
Federal hospital insurance trust fund:									
Federal employer contributions .....	-174	.....	-174	-1,816	.....	-1,816	-1,728	.....	-1,728
Postal Service employer contributions .....	-55	.....	-55	-584	.....	-584	-560	.....	-560
Payments for military service credits .....	.....	.....	.....	-2	.....	-2	-71	.....	-71
Department of State:									
Foreign Service retirement and disability fund .....	-10	.....	-10	-115	.....	-115	-108	.....	-108
Other Defense Civil Programs:									
Military retirement fund .....	-974	.....	-974	-10,435	.....	-10,435	-9,536	.....	-9,536
Office of Personnel Management:									
Civil service retirement and disability fund .....	-947	.....	-947	-11,293	.....	-11,293	-10,767	.....	-10,767
Social Security Administration (off-budget):									
Federal old-age and survivors insurance trust fund:									
Federal employer contributions .....	-571	.....	-571	-5,965	.....	-5,965	-5,597	.....	-5,597
Payments for military service credits .....	(* *)	.....	(* *)	-7	.....	-7	-228	.....	-228
Federal disability insurance trust fund:									
Federal employer contributions .....	-97	.....	-97	-996	.....	-996	-888	.....	-888
Payments for military service credits .....	.....	.....	.....	-1	.....	-1	-36	.....	-36
Other .....	(* *)	.....	(* *)	(* *)	.....	(* *)	(* *)	.....	(* *)
Total—Employer share, employee retirement .....	-2,827	.....	-2,827	-31,213	.....	-31,213	-29,519	.....	-29,519

**Table 5. Outlays of the U.S. Government, August 2000 and Other Periods—Continued**  
 [\$ millions]

Classification	This Month			Current Fiscal Year to Date			Prior Fiscal Year to Date		
	Gross Outlays	Applicable Receipts	Outlays	Gross Outlays	Applicable Receipts	Outlays	Gross Outlays	Applicable Receipts	Outlays
<b>Undistributed offsetting receipts:—Continued</b>									
Interest received by trust funds:									
Judicial Branch:									
Judicial survivors annuity fund .....	-6	.....	-6	-29	.....	-29	-25	.....	-25
Department of Health and Human Services:									
Federal hospital insurance trust fund .....	105	.....	105	-10,459	.....	-10,459	-9,271	.....	-9,271
Federal supplementary medical insurance trust fund .....	-255	.....	-255	-3,149	.....	-3,149	-2,815	.....	-2,815
Department of Labor:									
Unemployment trust fund .....	-5	.....	-5	-5,208	.....	-5,208	-4,781	.....	-4,781
Department of State:									
Foreign Service retirement and disability fund .....	(* *)	.....	(* *)	-728	.....	-728	-709	.....	-709
Department of Transportation:									
Oil spill liability trust fund .....	(* *)	.....	(* *)	-13	.....	-13	-6	.....	-6
Airport and airway trust fund .....	-8	.....	-8	-781	.....	-781	-683	.....	-683
Highway trust fund .....	.....	.....	.....	.....	.....	.....	.....	.....	.....
Department of Veterans Affairs:									
National service life insurance fund .....	-1	.....	-1	-885	.....	-885	-934	.....	-934
United States government life insurance fund .....	(* *)	.....	(* *)	-5	.....	-5	-5	.....	-5
Corps of Engineers .....	-22	.....	-22	-82	.....	-82	-44	.....	-44
Other Defense Civil Programs:									
Military retirement fund .....	-1,072	.....	-1,072	-12,366	.....	-12,366	-12,176	.....	-12,176
Educational benefits fund .....	-9	.....	-9	-46	.....	-46	-40	.....	-40
Armed Forces Retirement Home .....	(* *)	.....	(* *)	-5	.....	-5	-5	.....	-5
Environmental Protection Agency .....	-4	.....	-4	-65	.....	-65	-28	.....	-28
National Aeronautics and Space Administration .....	-1	.....	-1	-1	.....	-1	-1	.....	-1
Office of Personnel Management:									
Civil service retirement and disability fund .....	-28	.....	-28	-33,580	.....	-33,580	-33,551	.....	-33,551
Social Security Administration (off-budget):									
Federal old-age and survivors insurance trust fund ...	-65	.....	-65	-53,485	.....	-53,485	-46,767	.....	-46,767
Federal disability insurance trust fund .....	-10	.....	-10	-6,255	.....	-6,255	-5,211	.....	-5,211
Independent agencies:									
Railroad Retirement Board .....	-281	.....	-281	-1,126	.....	-1,126	-278	.....	-278
Other .....	-11	.....	-11	-49	.....	-49	-69	.....	-69
Other .....	-54	.....	-54	-174	.....	-174	-180	.....	-180
Total—Interest received by trust funds .....	-1,727	.....	-1,727	-128,491	.....	-128,491	-117,582	.....	-117,582
Rents and royalties on the outer continental shelf lands ..	.....	448	-448	.....	4,452	-4,452	.....	2,786	-2,786
Sale of major assets .....	.....	.....	.....	.....	.....	.....	.....	.....	.....
Spectrum auction proceeds .....	.....	(* *)	(* *)	.....	150	-150	.....	976	-976
<b>Total—Undistributed offsetting receipts .....</b>	<b>-4,554</b>	<b>448</b>	<b>-5,003</b>	<b>-159,704</b>	<b>5,955</b>	<b>-165,658</b>	<b>-147,101</b>	<b>3,763</b>	<b>-150,864</b>
<b>Total outlays .....</b>	<b>167,680</b>	<b>19,125</b>	<b>148,555</b>	<b>1,832,136</b>	<b>197,411</b>	<b>1,634,725</b>	<b>1,759,851</b>	<b>199,280</b>	<b>1,560,571</b>
<b>Total on-budget .....</b>	<b>129,097</b>	<b>13,558</b>	<b>115,540</b>	<b>1,480,723</b>	<b>137,861</b>	<b>1,342,861</b>	<b>1,416,557</b>	<b>141,645</b>	<b>1,274,913</b>
<b>Total off-budget .....</b>	<b>38,583</b>	<b>5,567</b>	<b>33,016</b>	<b>351,414</b>	<b>59,550</b>	<b>291,864</b>	<b>343,293</b>	<b>57,635</b>	<b>285,658</b>
<b>Total surplus (+) or deficit .....</b>			<b>-10,427</b>			<b>+170,841</b>			<b>+66,318</b>
<b>Total on-budget .....</b>			<b>-14,110</b>			<b>+24,902</b>			<b>-53,400</b>
<b>Total off-budget .....</b>			<b>+3,683</b>			<b>+145,940</b>			<b>+119,718</b>

**MEMORANDUM**

Receipts offset against outlays [\$ millions]

	Current Fiscal Year to Date	Comparable Period Prior Fiscal Year
Proprietary receipts .....	54,743	49,553
Intrabudgetary transactions .....	266,202	245,961
Governmental receipts .....	3,174	3,761
Total receipts offset against outlays .....	<u>324,118</u>	<u>299,275</u>

<sup>1</sup>Outlays have been decreased in July 2000 by \$762 million to reflect additional reporting by the Department of the Education.

<sup>2</sup>Includes interest adjustment of \$121 million to the Federal Supplementary Medical Insurance Trust Fund, pursuant to P.L. 106-246.

<sup>3</sup>Outlays have been increased in July 2000 by \$458 million to reflect additional reporting by the Department of Agriculture.

<sup>4</sup>The Postal Service accounting is composed of thirteen 28-day periods. To conform with the MTS calendar-month reporting basis used by all other Federal agencies, the MTS reflects USPS results through August 13th and estimates for \$1,411 million through August 31st.

... No Transactions.

(\* \*) Less than \$500,000.

Note: Details may not add to totals due to rounding.

**Table 6. Means of Financing the Deficit or Disposition of Surplus by the U.S. Government, August 2000 and Other Periods**

[\$ millions]

Assets and Liabilities Directly Related to Budget Off-budget Activity	Net Transactions (-) denotes net reduction of either liability or asset accounts			Account Balances Current Fiscal Year		
	This Month	Fiscal Year to Date		Beginning of		Close of This month
		This Year	Prior Year	This Year	This Month	
<b>Liability accounts:</b>						
Borrowing from the public:						
Public debt securities, issued under general Financing authorities:						
Obligations of the United States, issued by:						
United States Treasury .....	19,015	21,552	146,193	5,641,271	5,643,807	5,662,822
Federal Financing Bank .....	.....	.....	.....	15,000	15,000	15,000
Total, public debt securities .....	19,015	21,552	146,193	5,656,271	5,658,807	5,677,822
Plus premium on public debt securities .....	790	723	-183	2,002	1,935	2,725
Less discount on public debt securities .....	1,178	-4,326	1,114	80,698	75,195	76,373
Total public debt securities net of Premium and discount .....	18,627	26,600	144,896	5,577,575	5,585,548	5,604,175
Agency securities, issued under special financing authorities (see Schedule B. for other Agency borrowing, see Schedule C) .....						
Total federal securities .....	-82	-863	-740	28,505	27,724	27,641
Total federal securities .....	18,545	25,737	144,156	5,606,080	5,613,272	5,631,817
Deduct:						
Federal securities held as investments of government accounts (see Schedule D) .....	9,097	216,896	190,181	1,989,308	2,197,107	2,206,204
Less discount on federal securities held as investments of government accounts .....	547	823	5,411	16,148	16,423	16,970
Net federal securities held as investments of government accounts .....	8,550	216,073	184,770	1,973,160	2,180,684	2,189,234
Total borrowing from the public .....	9,995	-190,337	-40,614	3,632,920	3,432,588	3,442,583
Accrued interest payable to the public .....	-16,447	-11,416	-11,574	42,603	47,635	31,187
Allocations of special drawing rights .....	-55	-419	427	6,799	6,435	6,380
Deposit funds .....	-890	<sup>1</sup> 349	907	<sup>1</sup> 3,997	5,236	4,346
Miscellaneous liability accounts (includes checks outstanding etc.) .....	-1,617	-5,790	-3,556	<sup>3</sup> 4,420	248	-1,370
<b>Total liability accounts .....</b>	<b>-9,015</b>	<b>-207,613</b>	<b>-54,410</b>	<b>3,690,739</b>	<b>3,492,142</b>	<b>3,483,127</b>
<b>Asset accounts (deduct)</b>						
Cash and monetary assets:						
U.S. Treasury operating cash: <sup>2</sup>						
Federal Reserve account .....	569	-680	607	6,641	5,392	5,961
Tax and loan note accounts .....	-21,443	-42,599	-3,095	49,817	28,661	7,218
Balance .....	-20,874	-43,279	-2,489	56,458	34,053	13,180
Special drawing rights:						
Total holdings .....	93	67	690	10,284	10,257	10,350
SDR certificates issued to Federal Reserve Banks .....	.....	3,000	1,000	-7,200	-4,200	-4,200
Balance .....	93	3,067	1,690	3,084	6,057	6,150
Reserve position on the U.S. quota in the IMF:						
U.S. subscription to International Monetary Fund:						
Direct quota payments .....	.....	.....	14,763	46,525	46,525	46,525
Maintenance of value adjustments .....	-318	-3,079	-251	5,027	2,265	1,947
Letter of credit issued to IMF .....	-1,186	-5,151	-15,584	-30,633	-34,598	-35,784
Dollar deposits with the IMF .....	-3	2	-40	-121	-116	-119
Receivable/Payable (-) for interim maintenance of value adjustments .....	223	2,050	-156	-815	1,012	1,235
Balance .....	-1,283	-6,178	-1,268	19,982	15,087	13,804
Loans to International Monetary Fund .....	.....	.....	-495	.....	.....	.....
Other cash and monetary assets .....	79	-19	2,399	23,983	23,886	23,964
Total cash and monetary assets .....	-21,985	-46,408	-162	103,507	79,084	57,098
Net Activity, Guaranteed Loan Financing .....	340	-1,855	260	-18,518	-20,713	-20,373
Net Activity, Direct Loan Financing .....	3,183	<sup>3</sup> 12,017	12,844	83,894	92,728	95,911
Miscellaneous asset accounts .....	-1,615	-3,784	-526	1,496	-672	-2,288
<b>Total asset accounts .....</b>	<b>-20,078</b>	<b>-40,030</b>	<b>12,416</b>	<b>170,378</b>	<b>150,426</b>	<b>130,348</b>
<b>Excess of liabilities (+) or assets (-) .....</b>	<b>+11,063</b>	<b>-167,583</b>	<b>-66,826</b>	<b>+3,520,361</b>	<b>+3,341,715</b>	<b>+3,352,778</b>
Transactions not applied to current year's surplus or deficit (see Schedule a for Details) .....						
	-636	-3,258	508	.....	-2,623	-3,258
<b>Total budget and off-budget federal entities (financing of deficit (+) or disposition of surplus (-)) .....</b>	<b>+10,427</b>	<b>-170,841</b>	<b>-66,318</b>	<b>+3,520,361</b>	<b>+3,339,093</b>	<b>+3,349,520</b>

<sup>1</sup>Includes an adjustment of \$458 million in July 2000 to reflect additional reporting by the Department of the Agriculture.

<sup>2</sup>Major sources of information used to determine Treasury's operating cash income include Federal Reserve Banks, the Treasury Regional Finance Centers, the Internal Revenue Service Centers, the Bureau of the Public Debt and various electronic systems. Deposits are reflected as received and withdrawals are reflected as processed.

<sup>3</sup>Includes an adjustment of \$762 million in July 2000 to reflect additional reporting by Department of Education.

... No Transactions.

(\* ) Less than \$500,000.

Note: Details may not add to totals due to rounding.

**Table 6. Schedule A—Analysis of Change in Excess of Liabilities of the U.S. Government, August 2000 and Other Periods**

[\$ millions]

Classification	This Month	Fiscal Year to Date	
		This Year	Prior Year
		<b>Excess of liabilities beginning of period:</b>	
Based on composition of unified budget in preceding period .....	3,342,019	3,519,805	3,642,770
Adjustments during current fiscal year for changes in composition of unified budget:			
Revisions by federal agencies to the prior budget results .....	-304	556	2,960
<b>Excess of liabilities beginning of period (current basis) .....</b>	<b>3,341,715</b>	<b>3,520,361</b>	<b>3,645,730</b>
<b>Budget surplus (-) or deficit:</b>			
Based on composition of unified budget in prior fiscal yr .....	10,427	-170,841	-66,318
Changes in composition of unified budget .....	.....	.....	.....
<b>Total surplus (-) or deficit (Table 2) .....</b>	<b>10,427</b>	<b>-170,841</b>	<b>-66,318</b>
Total-on-budget (Table 2) .....	14,110	-24,902	53,400
Total-off-budget (Table 2) .....	-3,683	-145,940	-119,718
<b>Transactions not applied to current year's surplus or deficit:</b>			
Seigniorage .....	.....	-1,849	-518
Premium/Discount on buyback of U.S. Treasury securities .....	635	5,097	.....
Profit on sale of gold .....	.....	-2	-9
Net gain (-)/Loss for International Monetary Fund			
Loan valuation adjustments .....	.....	.....	19
Reclassification of aged unreconciled accounts .....	1	12	.....
<b>Total-transactions not applied to current year's surplus or deficit .....</b>	<b>636</b>	<b>3,258</b>	<b>-508</b>
<b>Excess of liabilities close of period .....</b>	<b>3,352,778</b>	<b>3,352,778</b>	<b>3,578,904</b>

**Table 6. Schedule B—Securities Issued by Federal Agencies Under Special Financing Authorities, August 2000 and Other Periods**

[\$ millions]

Classification	Net Transactions (-) denotes net reduction of liability accounts			Account Balances Current Fiscal Year		
	This Month	Fiscal Year to Date		Beginning of		Close of This month
		This Year	Prior Year	This Year	This Month	
<b>Agency securities, issued under special financing authorities:</b>						
Obligations of the United States, issued by:						
Federal Deposit Insurance Corporation:						
FSLIC resolution fund .....	.....	.....	.....	63	63	63
Obligations guaranteed by the United States, issued by:						
Department of Housing and Urban Development:						
Federal Housing Administration .....	5	95	-64	114	205	210
Obligations not guaranteed by the United States, issued by:						
Legislative Branch:						
Architect of the Capitol .....	-7	-3	-3	175	179	172
Independent agencies:						
Farm Credit System Financial Assistance Corporation .....	.....	.....	.....	864	864	864
Federal Communications Commission .....	125	125	.....	.....	.....	125
National Archives and Records Administration .....	-3	-6	-5	276	274	271
Postal Service .....	.....	-583	-83	634	51	51
Tennessee Valley Authority .....	-202	-492	-584	26,378	26,088	25,886
<b>Total, agency securities .....</b>	<b>-82</b>	<b>-863</b>	<b>-740</b>	<b>28,505</b>	<b>27,724</b>	<b>27,641</b>

... No Transactions.

(\* \*) Less than \$500,000.

Note: Details may not add to totals due to rounding.

**Table 6. Schedule C (Memorandum)—Federal Agency Borrowing Financed Through the Issue of Public Debt Securities, August 2000 and Other Periods**

[\$ millions]

Classification	Transactions			Account Balances Current Fiscal Year		
	This Month	Fiscal Year to Date		Beginning of		Close of This month
		This Year	Prior Year	This Year	This Month	
<b>Borrowing from the Treasury:</b>						
Department of Agriculture:						
Farm Service Agency:						
Commodity Credit Corporation .....	-4,645	-11,675	11,195	29,563	22,532	17,887
Agricultural credit insurance fund .....	3	1,868	1,391	3,058	4,923	4,926
Farm storage facility loans .....		349			349	349
Natural Resources Conservation Service .....	1	1	(* *)	4	4	4
Rural Housing Service:						
Rural community facility loans fund .....		132	199	704	835	835
Rural housing insurance .....		1,028	1,020	7,802	8,830	8,830
Rural Business – Cooperative Service:						
Rural business and industry loans .....		29	22	48	77	77
Rural development loan fund .....		11	17	151	162	162
Rural economic development loan fund .....		6	13	62	68	68
Rural Utilities Service:						
Rural water and waste disposal fund .....		507	633	2,917	3,424	3,424
Rural communication development fund .....				25	25	25
Rural electrification and telecommunications fund .....		446	729	9,585	10,031	10,031
Rural telephone bank .....	-1	50	-77	308	359	358
Distance learning and telemedicine program .....		4	2	1	5	5
Rural development insurance fund .....		-105	-75	1,001	896	896
Foreign Agricultural Service .....	19	19	160	761	761	780
Department of Commerce:						
National Oceanic and Atmospheric Administration:						
Fisheries finance .....	3	13	88	142	152	154
Fishing vessel obligations .....				10	10	10
Department of Education:						
College housing and academic facilities loans .....		-1	3	370	369	369
Federal direct student loan program .....	4,879	15,353	21,482	52,070	62,544	67,423
Department of Energy:						
Bonneville Power Administration fund .....	-93	-62	-64	2,515	2,546	2,453
Department of Housing and Urban Development:						
Public and Indian Housing Programs:						
Low-rent public housing – loans and other expenses .....		25	25		25	25
Housing Programs:						
Federal Housing Administration .....				7,996	7,996	7,996
Housing for the elderly and handicapped .....		-425	-665	4,628	4,203	4,203
Department of Interior:						
Bureau of Reclamation loan fund .....		21	14	82	103	103
Helium fund .....				252	252	252
Bureau of Indian Affairs .....	(* *)	(* *)		26	26	26
Department of Justice:						
Federal Prison Industries, Incorporated .....				20	20	20
Department of State:						
Repatriation loans .....		(* *)	(* *)	(* *)	(* *)	(* *)
Department of Transportation:						
Minority business resource center fund .....		12	13	14	26	26
Federal Aviation Administration:						
Aircraft purchase loan guarantee program .....				(* *)	(* *)	(* *)
Federal Highway Administration:						
Transportation infrastructure finance and innovation fund .....		300			300	300
Federal Railroad Administration:						
Alameda corridor project .....				366	366	366
Other .....				(* *)	(* *)	(* *)
Maritime Administration .....		8			8	8
Department of Treasury:						
Community development financial institutions fund .....		7	4	9	15	15
Federal Financing Bank revolving fund .....	-103	-5,076	-9,695	28,115	23,142	23,039
Department of Veterans Affairs:						
Veterans housing benefit program fund .....		1,150	2,001	2,523	3,673	3,673
Native American veteran housing fund .....		3	10	16	19	19
Vocational rehabilitation loan fund .....		2	2	1	3	3
Corps of Engineers:						
Washington aqueduct .....	1	-6	9	23	16	17
Environmental Protection Agency:						
Abatement, control, and compliance loan program .....				38	38	38
Federal Emergency Management Agency:						
National insurance development fund .....		1	19	544	545	545
Disaster assistance loan fund .....			24	59	59	59

**Table 6. Schedule C (Memorandum)—Federal Agency Borrowing Financed Through the Issue of Public Debt Securities, August 2000 and Other Periods—Continued**

[\$ millions]

Classification	Transactions			Account Balances Current Fiscal Year		
	This Month	Fiscal Year to Date		Beginning of		Close of This month
		This Year	Prior Year	This Year	This Month	
<b>Borrowing from the Treasury:—Continued</b>						
General Services Administration:						
Land acquisition and development fund .....				(**)	(**)	(**)
International Assistance Program:						
International Security Assistance:						
Foreign military loan program .....		376	240	1,508	1,884	1,884
Military debt reduction .....		9	1	7	16	16
Agency for International Development:						
International debt reduction .....		-57		148	92	92
Housing and other credit guaranty programs .....				48	48	48
Microenterprise and small enterprise development .....			1	2	2	2
Overseas Private Investment Corporation .....		3	8	63	66	66
Small Business Administration:						
Business loan fund .....		9	17	421	430	430
Disaster loan fund .....	58	177	123	9,404	9,524	9,582
Independent agencies:						
Export-Import Bank of the United States .....		-1,682	2,842	6,603	4,921	4,921
Federal Communications Commission:						
Spectrum auction loan fund .....		1,788		3,939	5,727	5,727
Presidio trust fund .....			20	20	20	20
Railroad Retirement Board:						
Rail industry pension fund .....				2,128	2,128	2,128
Social Security equivalent benefit account .....	214	-237	-397	2,720	2,269	2,483
Smithsonian Institution:						
John F. Kennedy Center parking facilities .....				20	20	20
Tennessee Valley Authority .....				150	150	150
<b>Total agency borrowing from the Treasury financed through public debt securities issued .....</b>	<b>335</b>	<b>4,382</b>	<b>31,351</b>	<b>182,988</b>	<b>187,035</b>	<b>187,370</b>
<b>Borrowing from the Federal Financing Bank:</b>						
Department of Agriculture:						
Rural Housing Service:						
Rural housing insurance fund .....	-100	-1,465	-2,230	7,125	5,760	5,660
Rural Utilities Service:						
Rural electrification and telecommunications fund .....	73	-647	-197	18,485	17,764	17,837
Rural development insurance fund .....			-265	3,410	3,410	3,410
Department of Defense:						
Department of Navy .....				1,624	1,624	1,624
Defense agencies .....		-91	-86	-486	-577	-577
Department of Education:						
Historically Black college and university capital financing fund .....		10	6	11	21	21
Department of Health and Human Services:						
Medical facilities guarantee and loan fund .....		-3	-4	3	1	1
Health maintenance organization loan and loan guarantee fund .....		-2	-1	2	(**)	(**)
Department of Housing and Urban Development:						
Low-rent housing – loans and other expenses .....		-71	-72	1,420	1,348	1,348
Community development grants .....	-1	-2	-16	13	11	11
Department of Interior:						
Assistance to territories .....		-1	-1	16	15	15
Department of Transportation:						
Railroad rehabilitation and improvement loan fund .....		(**)	(**)	4	4	4
General Services Administration:						
Federal buildings fund .....	2	-88	-65	2,405	2,315	2,317
International Assistance Program:						
Foreign military financing program .....	-34	-203	-200	2,611	2,442	2,408
Small Business Administration:						
Business loan fund .....	-3	-32	-36	194	165	162
Independent agencies:						
National Credit Union Administration .....	-40				40	
Postal Service .....		-2,479	-3,446	6,279	3,800	3,800
<b>Total borrowing from the Federal Financing Bank .....</b>	<b>-103</b>	<b>-5,075</b>	<b>-6,614</b>	<b>43,116</b>	<b>38,143</b>	<b>38,041</b>

Note: This table includes lending by the Federal Financing Bank accomplished by the purchase of agency financial assets, by the acquisition of agency debt securities, and by direct loans on behalf of an agency. The Federal Financing Bank borrows from Treasury and issues its own securities and in turn may loan these funds to agencies in lieu of agencies borrowing directly through Treasury or issuing their own securities.

... No Transactions.

(\*\* ) Less than \$500,000.

Note: Details may not add to totals due to rounding.

**Table 6. Schedule D—Investments of Federal Government Accounts in Federal Securities, August 2000 and Other Periods**

[\$ millions]

Classification	Net Purchases or Sales (-)		Securities Held as Investments Current Fiscal Year			
	This Month	Fiscal Year to Date		Beginning of		Close of This month
		This Year	Prior Year	This Year	This Month	
<b>Federal funds:</b>						
Department of Agriculture .....	-5	2	1	18	25	20
Department of Commerce .....	-4	-6	-8	11	10	5
Department of Defense—Military:						
Defense cooperation account .....		(* *)	(* *)	1	1	1
Department of Energy .....	899	2,944	4,259	16,848	18,893	19,792
Department of Housing and Urban Development:						
Housing Programs:						
Federal Housing Administration fund .....	656	2,696	3,346	14,947	16,987	17,643
Government National Mortgage Association:						
Guarantees of mortgage-backed securities .....	73	410	318	5,781	6,118	6,191
Other .....		-205	34	205		
Department of the Interior .....	-23	1,021	143	2,446	3,490	3,467
Department of Labor .....	102	1,335	574	9,375	10,608	10,710
Department of Transportation .....		3	-41	103	106	106
Department of the Treasury .....	-58	-2,625	243	15,676	13,109	13,051
Department of Veterans Affairs:						
Canteen service revolving fund .....	1	1	-1	37	38	39
Veterans reopened insurance fund .....	-4	-6	-2	509	507	504
Servicemen's group life insurance fund .....		(* *)	(* *)	5	5	5
Independent agencies:						
Export-Import Bank of the United States .....	91	946	858	1,017	1,872	1,963
Federal Deposit Insurance Corporation:						
Bank insurance fund .....	239	922	1,205	28,359	29,042	29,281
Savings association insurance fund .....	84	610	489	10,144	10,670	10,754
FSLIC resolution fund .....	48	126	142	2,304	2,383	2,430
National Credit Union Administration .....	28	205	321	4,159	4,336	4,364
Postal Service .....	546	-194	-833	809	69	615
Other .....	27	803	148	2,738	3,513	3,540
Other .....	140	-169	425	4,626	4,316	4,456
Total public debt securities .....	2,839	8,820	11,622	120,117	126,099	128,937
<b>Total Federal funds .....</b>	<b>2,839</b>	<b>8,820</b>	<b>11,622</b>	<b>120,117</b>	<b>126,099</b>	<b>128,937</b>
<b>Trust funds:</b>						
Legislative Branch:						
Library of Congress .....	-1	-1	5	33	33	32
United States Tax Court .....	(* *)	(* *)	(* *)	7	7	7
Other .....	(* *)	2	1	37	39	39
Judicial Branch:						
Judicial retirement funds .....	8	57	48	444	492	500
Department of Agriculture .....	(* *)	11	9		11	11
Department of Defense—Military:						
Voluntary separation incentive fund .....	5	35	50	889	919	924
Other .....	2	3	-5	60	61	63



**Table 6. Schedule D—Investments of Federal Government Accounts in Federal Securities, August 2000 and Other Periods—Continued**

Classification	[\$ millions]					
	Net Purchases or Sales (-)			Securities Held as Investments Current Fiscal Year		
	This Month	Fiscal Year to Date		Beginning of		Close of This month
This Year		Prior Year	This Year	This Month		
<b>Trust Funds—Continued</b>						
Department of Health and Human Services:						
Federal hospital insurance trust fund .....	-146	9,858	23,704	153,767	163,771	163,625
Federal supplementary medical insurance trust fund .....	-650	18,864	-7,199	26,528	46,042	45,392
Other .....	33	123	103	1,446	1,536	1,569
Department of the Interior .....	.....	-387	-30	387	(* *)	(* *)
Department of Justice .....	-6	78	10	22	105	100
Department of Labor:						
Unemployment trust fund .....	2,615	10,524	8,141	77,358	85,267	87,882
Other .....	-11	17	11	57	85	74
Department of State:						
Foreign Service retirement and disability fund .....	-35	528	570	10,131	10,694	10,659
Other .....	.....	1	(* *)	.....	1	1
Department of Transportation:						
Airport and airway trust fund .....	-10	785	3,762	12,414	13,209	13,199
Highway trust fund .....	432	1,105	8,407	28,083	28,756	29,188
Other .....	47	148	12	2,212	2,313	2,360
Department of Treasury .....	123	57	30	311	245	368
Department of Veterans Affairs:						
General post fund, national homes .....	-18	-21	1	51	48	30
National service life insurance .....	-83	-47	47	11,954	11,990	11,907
United States government life insurance fund .....	-1	-5	-5	80	75	74
Veterans special life insurance fund .....	-8	55	49	1,666	1,729	1,721
Corps of Engineers .....	67	68	343	1,976	1,977	2,044
Other Defense Civil Programs:						
Military retirement fund .....	-584	9,881	8,742	141,274	151,739	151,154
Other .....	80	155	52	776	851	931
Environmental Protection Agency .....	-165	-336	-598	6,052	5,881	5,716
Federal Emergency Management Agency .....	.....	(* *)	2	2	1	1
National Aeronautics and Space Administration .....	1	(* *)	(* *)	13	13	14
Office of Personnel Management:						
Civil service retirement and disability fund:						
Public debt securities .....	-2,426	8,370	11,525	480,640	491,435	489,010
Agency securities .....	.....	-583	-3,283	634	51	51
Employees life insurance fund .....	337	1,620	1,352	20,755	22,038	22,375
Employees and retired employees health benefits fund .....	-237	47	-252	5,835	6,119	5,882
Social Security Administration:						
Federal old-age and survivors insurance trust fund .....	5,794	126,946	102,575	762,226	883,378	889,172
Federal disability insurance trust fund .....	990	19,875	14,634	92,666	111,551	112,541
Independent agencies:						
Harry S. Truman Memorial Scholarship trust fund .....	1	2	2	57	57	59
Japan-United States Friendship Commission .....	(* *)	(* *)	26	42	42	42
Railroad Retirement Board .....	110	487	2,338	24,345	24,722	24,832
Other .....	-10	-249	3,379	3,964	3,725	3,715
Total public debt securities .....	6,258	208,659	181,842	1,868,557	2,070,957	2,077,216
Total agency securities .....	.....	-583	-3,283	634	51	51
<b>Total trust funds .....</b>	<b>6,258</b>	<b>208,076</b>	<b>178,559</b>	<b>1,869,191</b>	<b>2,071,008</b>	<b>2,077,267</b>
<b>Grand total .....</b>	<b>9,097</b>	<b>216,896</b>	<b>190,181</b>	<b>1,989,308</b>	<b>2,197,107</b>	<b>2,206,204</b>

... No Transactions.  
 (\* \*) Less than \$500,000.

Note: Investments are in public debt securities unless otherwise noted.  
 Note: Details may not add to totals due to rounding.

**Table 6. Schedule E—Net Activity, Guaranteed and Direct Loan Financing, August 2000 and Other Periods**

[\$ millions]

Classification	Net Transactions (-) denotes net reduction of asset accounts			Account Balances Current Fiscal Year		
	This Month	Fiscal Year to Date		Beginning of		Close of This month
		This Year	Prior Year	This Year	This Month	
<b>Guaranteed Loan Financing Activity:</b>						
Department of Agriculture:						
Farm Service Agency:						
Commodity Credit Corporation export fund .....	-5	-236	-9	-484	-714	-720
Agricultural credit insurance fund .....	2	23	-12	-275	-254	-252
Rural Housing Service:						
Rural community facility loans .....	(* *)	(* *)	4	1	1	1
Rural housing insurance fund .....	3	25	-119	-210	-188	-185
Rural Business-Cooperative Service:						
Rural business and industry loans .....	-2	38	-51	-87	-47	-49
Rural Utilities Service:						
Rural water and waste disposal fund .....	(* *)	(* *)	(* *)	-24	-24	-24
Department of Commerce:						
National Oceanic and Atmospheric Administration:						
Fishing vessel obligations .....	(* *)	(* *)	-1	7	7	7
Department of Defense—Military .....		-1	-1	-4	-4	-4
Department of Education:						
Office of Student Financial Assistance:						
Federal family education loans .....	-134	-46	-375	-8,876	-8,789	-8,922
Department of Health and Human Services:						
Health Resources and Services Administration:						
Health center loans .....	(* *)	(* *)	(* *)	-1	-1	-1
Health education assistance loans .....	2	13	-12	-299	-288	-286
Department of Housing and Urban Development:						
Public and Indian Housing Programs:						
Indian housing loans .....	(* *)	-2	-1	-6	-8	-8
Community Planning and Development:						
Community development loans .....	-1	-2	-7	-16	-16	-17
Housing Programs:						
FHA-Mutual mortgage insurance loans .....	-80	-420	868	3,480	3,141	3,061
FHA-General and special risk fund .....	-38	-46	371	-364	-372	-410
Government National Mortgage Association:						
Guarantees of mortgaged-backed securities .....	-33	-342	-360	-508	-816	-850
Department of the Interior:						
Bureau of Indian Affairs .....	(* *)	-11	-8	-29	-39	-40
Department of Transportation:						
Maritime Administration .....	-11	-48	-18	-190	-227	-239
Department of Veterans Affairs:						
Veterans Benefits Administration:						
Veterans housing benefit program fund .....	-22	-227	-275	-4,547	-4,752	-4,774
International Assistance Program:						
Agency for International Development:						
Ukraine export credit insurance fund .....				-30	-30	-30
Loan guarantees to Israel .....				-550	-550	-550
Urban and environmental credit guaranteed loans .....	-2	1	-3	-68	-65	-67
Microenterprise and small enterprise development .....	(* *)	(* *)	1	-2	-2	-2
Development credit authority loan fund .....		(* *)			(* *)	(* *)
Overseas Private Investment Corporation .....	-3	-55	-81	-371	-423	-426
Small Business Administration:						
Business loan fund .....	-37	-40	497	-822	-824	-862
Independent agencies:						
Export-Import Bank of the United States .....	701	-480	-147	-4,245	-5,426	-4,725
Other .....						
<b>Net Activity, Guaranteed Loan Financing .....</b>	<b>340</b>	<b>-1,855</b>	<b>260</b>	<b>-18,518</b>	<b>-20,713</b>	<b>-20,373</b>
<b>Direct Loan Financing Activity:</b>						
Department of Agriculture:						
Farm Service Agency:						
Agricultural credit insurance fund .....	33	-85	479	2,696	2,578	2,611
Farm storage facility loans .....	2	2			(* *)	2
Natural Resources Conservation Service:						
Agricultural resource conservation demonstration program .....		1	2	-2	-1	-1
Rural Housing Service:						
Rural community facility loans fund .....	6	51	98	459	504	510
Rural housing insurance fund .....	62	234	88	7,607	7,779	7,841
Rural Business-Cooperative Service:						
Rural business and industry loan fund .....	2	21	19	43	62	64
Rural development loan fund .....	1	9	20	131	140	140
Rural economic development loan fund .....	(* *)	(* *)	12	54	53	53

**Table 6. Schedule E—Net Activity, Guaranteed and Direct Loan Financing, August 2000 and Other Periods—Continued**

[\$ millions]

Classification	Net Transactions (-) denotes net reduction of asset accounts			Account Balances Current Fiscal Year		
	This Month	Fiscal Year to Date		Beginning of		Close of This month
		This Year	Prior Year	This Year	This Month	
<b>Direct Loan Financing Activity:—Continued</b>						
Department of Agriculture:—Continued						
Rural Utilities Service:						
Rural water and waste disposal loans .....	35	316	270	1,940	2,221	2,256
Rural electrification and telecommunications fund .....	135	858	529	5,402	6,125	6,260
Rural telephone bank .....	2	1	25	205	204	206
Distance learning and telemedicine program .....	(*)	(*)	(*)	1	1	1
Rural development insurance fund .....	.....	.....	.....	1,065	1,065	1,065
Foreign Agricultural Service:						
P.L. 480 direct loan fund .....	-1	55	17	417	473	472
International debt reduction .....	.....	1	-6	34	35	35
P.L. 480, title 1, Food for progress credits .....	.....	-16	-15	180	164	164
Department of Commerce:						
National Oceanic and Atmospheric Administration:						
Fisheries finance .....	-1	-1	90	124	124	123
Department of Education:						
Office of Postsecondary Education:						
College housing and academic facilities loans .....	-2	3	4	18	23	21
Historically Black college and university capital financing fund .....	.....	10	6	11	21	21
Office of Student Financial Assistance:						
Federal direct student loan program .....	1,743	18,971	9,606	46,852	54,081	55,823
Department of Housing and Urban Development:						
Housing Programs:						
FHA-Mutual mortgage insurance loans .....	-1	(*)	-2	-1	(*)	-1
FHA-General and special risk fund .....	(*)	(*)	3	(*)	(*)	(*)
Department of the Interior:						
Bureau of Reclamation .....	(*)	5	10	81	86	86
Bureau of Indian Affairs .....	-6	-8	-1	24	22	16
Department of State:						
Administration of Foreign Affairs:						
Repatriation loans .....	(*)	(*)	(*)	-2	-2	-2
Department of Transportation:						
Office of the Secretary:						
Minority business resource center .....	(*)	(*)	1	7	6	6
Federal Highway Administration:						
Transportation infrastructure finance and innovation fund .....	300	291	.....	.....	-9	291
Federal Railroad Administration:						
Alameda corridor project .....	.....	.....	.....	366	366	366
Railroad rehabilitation and improvement loan fund .....	.....	(*)	(*)	2	2	2
Amtrak corridor improvement loans .....	.....	.....	.....	-1	-1	-1
Department of the Treasury:						
Departmental Offices:						
Community development financial institutions fund .....	(*)	2	2	7	9	9
Financial Management Service .....	.....	.....	.....	(*)	(*)	(*)
Department of Veterans Affairs:						
Veterans Benefits Administration:						
Veterans housing benefit program fund .....	122	-5	325	1,559	1,432	1,554
Native American veteran housing fund .....	(*)	(*)	(*)	16	16	15
Vocational rehabilitation loan fund .....	(*)	(*)	(*)	1	1	1
Environmental Protection Agency:						
Abatement, control, and compliance loan program .....	.....	-4	-4	34	30	30
Federal Emergency Management Agency:						
Disaster assistance loan fund .....	(*)	-68	16	58	-11	-11
International Assistance Program:						
International Security Assistance:						
Foreign military loan program .....	-83	-436	-154	1,429	1,075	993
Military debt reduction .....	11	7	-1	7	3	14
Agency for International Development:						
International debt reduction .....	.....	-3	-8	83	80	80
Microenterprise and small enterprise development .....	(*)	-1	1	2	1	1
Overseas Private Investment Corporation .....	(*)	-10	-4	39	30	29
Small Business Administration:						
Business loan fund .....	(*)	-20	-5	84	65	65
Disaster loan fund .....	-35	668	105	3,982	4,686	4,651
Independent agencies:						
Export-Import Bank of the United States .....	829	248	1,476	4,986	4,405	5,234
Federal Communications Commission:						
Spectrum auction loan fund .....	31	920	-163	3,898	4,787	4,818
Other .....	.....	.....	(*)	.....	.....	.....
<b>Net Activity, Direct Loan Financing .....</b>	<b>3,183</b>	<b>12,017</b>	<b>12,844</b>	<b>83,894</b>	<b>92,728</b>	<b>95,911</b>

<sup>1</sup>Includes an adjustment of \$762 million by the Department of Education.

Note: Federal credit programs provide benefits to the public in the form of direct loans and loan guarantees. This table reflects cash transactions and balances of the nonbudgetary financing fund accounts that result from the disbursement of loans, collection of fees, repayment of principle, sale of collateral, interest, and subsidy received from the credit program accounts at net present value in accordance with the *Credit Reform Act of 1990*. Unreimbursed costs such as

administrative expenses and subsidy payments are reported on a cash basis and included within each program's budgetary totals in Table 5.

... No Transactions.

(\*) Less than \$500,000.

Note: Details may not add to totals due to rounding.

**Table 7. Receipts and Outlays of the U.S. Government by Month, Fiscal Year 2000**  
[\$ millions]

Classification	Oct.	Nov.	Dec.	Jan.	Feb.	March	April	May	June	July	Aug.	Sept.	Fiscal Year To Date	Comparable Period Prior F.Y.
<b>Receipts:</b>														
Individual income taxes .....	63,505	57,477	94,535	111,306	45,731	44,789	184,237	63,687	100,458	66,301	68,033		900,059	790,230
Corporation income taxes .....	2,180	1,653	44,946	5,335	1,777	24,272	27,694	5,773	40,534	5,013	4,674		163,851	144,445
Social insurance and retirement receipts:														
Employment and general retirement .....	42,412	45,759	47,742	58,819	47,859	52,565	65,095	49,212	60,034	47,136	48,132		564,766	526,086
Unemployment insurance .....	1,049	2,868	266	1,319	2,280	317	2,557	10,778	311	2,145	3,584		27,472	26,148
Other retirement .....	418	386	412	346	376	447	370	403	426	369	366		4,320	4,116
Excise taxes .....	4,181	6,072	5,709	5,316	5,076	5,722	5,934	5,391	6,093	6,022	5,580		61,097	63,232
Estate and gift taxes .....	2,554	2,465	2,575	2,116	1,768	2,379	4,243	2,480	2,087	1,872	2,304		26,842	25,488
Customs duties .....	1,788	1,621	1,612	1,457	1,212	1,681	1,503	1,598	1,767	1,781	2,071		18,090	16,608
Miscellaneous receipts .....	2,948	3,075	3,398	3,464	2,597	3,412	3,515	6,678	3,165	3,435	3,383		39,068	30,535
<b>Total—Receipts this year .....</b>	<b>121,035</b>	<b>121,375</b>	<b>201,196</b>	<b>189,478</b>	<b>108,675</b>	<b>135,582</b>	<b>295,148</b>	<b>146,002</b>	<b>214,875</b>	<b>134,074</b>	<b>138,128</b>		<b>1,805,566</b>	<b>.....</b>
<b>(On-budget) .....</b>	<b>89,009</b>	<b>86,909</b>	<b>162,772</b>	<b>143,838</b>	<b>71,090</b>	<b>94,587</b>	<b>244,662</b>	<b>107,469</b>	<b>168,318</b>	<b>97,681</b>	<b>101,429</b>		<b>1,367,763</b>	<b>.....</b>
<b>(Off-budget) .....</b>	<b>32,026</b>	<b>34,466</b>	<b>38,424</b>	<b>45,640</b>	<b>37,585</b>	<b>40,996</b>	<b>50,486</b>	<b>38,533</b>	<b>46,556</b>	<b>36,393</b>	<b>36,699</b>		<b>437,803</b>	<b>.....</b>
<i>Total—Receipts prior year .....</i>	<i>119,974</i>	<i>113,978</i>	<i>178,646</i>	<i>171,728</i>	<i>99,502</i>	<i>130,416</i>	<i>266,229</i>	<i>98,663</i>	<i>199,507</i>	<i>121,923</i>	<i>126,324</i>		<i>.....</i>	<i>1,626,889</i>
<i>(On budget) .....</i>	<i>90,064</i>	<i>81,836</i>	<i>143,338</i>	<i>129,927</i>	<i>65,146</i>	<i>92,548</i>	<i>219,490</i>	<i>62,723</i>	<i>156,929</i>	<i>87,959</i>	<i>91,554</i>		<i>.....</i>	<i>1,221,513</i>
<i>(Off budget) .....</i>	<i>29,910</i>	<i>32,142</i>	<i>35,309</i>	<i>41,801</i>	<i>34,356</i>	<i>37,867</i>	<i>46,739</i>	<i>35,940</i>	<i>42,578</i>	<i>33,964</i>	<i>34,770</i>		<i>.....</i>	<i>405,376</i>
<b>Outlays</b>														
Legislative Branch .....	499	238	233	229	192	237	209	271	219	201	187		2,716	2,411
Judicial Branch .....	396	322	316	304	315	408	306	319	323	322	346		3,676	3,477
Department of Agriculture:														
Commodity Credit Corporation and Foreign Agricultural Service .....	6,285	7,305	3,939	3,894	1,329	968	1,140	277	702	286	863		26,989	19,576
Other .....	3,291	3,684	3,866	3,686	3,485	3,215	3,327	3,564	3,768	3,176	3,558		38,621	38,910
Department of Commerce .....	447	531	511	380	503	729	731	1,406	983	594	631		7,446	4,576
Department of Defense:														
Military:														
Military Personnel .....	5,907	5,890	8,366	3,268	6,099	8,585	3,521	6,003	9,032	3,595	6,548		66,814	63,605
Operation and Maintenance .....	6,615	8,651	9,299	7,650	8,644	10,290	8,366	8,713	9,238	7,562	8,891		93,919	85,525
Procurement .....	4,062	3,818	5,939	2,989	3,552	5,714	3,858	4,097	5,146	3,980	4,253		47,409	44,796
Research, Development, Test, and Evaluation .....	2,854	2,696	4,301	2,369	2,775	4,373	2,682	2,918	3,959	2,651	2,877		34,455	33,998
Military Construction .....	463	417	709	252	447	390	307	456	421	397	456		4,715	4,960
Family Housing .....	252	236	290	275	254	305	280	274	304	267	319		3,057	3,291
Revolving and Management funds .....	162	332	1,118	-241	-144	672	-123	525	304	344	491		3,439	1,098
Other .....	2,279	-511	-69	-4	-450	-2,051	1,534	-279	120	-132	-153		284	1,156
<b>Total Military .....</b>	<b>22,593</b>	<b>21,529</b>	<b>29,953</b>	<b>16,557</b>	<b>21,178</b>	<b>28,278</b>	<b>20,425</b>	<b>22,708</b>	<b>28,523</b>	<b>18,665</b>	<b>23,683</b>		<b>254,092</b>	<b>238,428</b>
Department of Education .....	3,097	2,309	3,037	2,756	3,185	4,293	2,534	2,997	2,689	1,415	3,513		31,826	30,029
Department of Energy .....	1,328	1,219	1,583	837	1,029	1,136	1,080	1,222	1,384	1,097	1,121		13,036	14,529
Department of Health and Human Services:														
Public Health Service .....	2,113	2,318	2,409	2,326	2,348	2,437	2,119	2,427	2,513	2,466	2,479		25,956	23,328
Health Care Financing Administration:														
Grants to States for Medicaid .....	9,546	9,217	10,389	8,588	9,053	10,692	9,581	9,478	10,413	9,339	11,140		107,435	97,943
Federal hospital ins. trust fund .....	10,334	10,718	12,253	7,813	11,088	14,008	8,731	11,388	12,265	8,754	11,278		118,629	119,749
Federal supp. med. ins. trust fund .....	6,875	7,195	9,441	5,856	7,091	8,394	5,658	7,636	9,666	6,177	8,270		82,261	73,675
Other .....	5,198	5,363	5,854	8,217	4,987	6,929	8,271	5,464	6,722	5,550	5,581		68,137	63,903
Administration for Children and Families .....	2,688	2,622	3,715	2,969	3,162	3,677	3,121	2,897	3,044	3,066	3,211		34,172	31,377
Other .....	-6,757	-6,947	-7,429	-9,818	-6,916	-8,037	-9,880	-7,035	-8,312	-7,443	-7,065		-85,639	-81,462
Department of Housing and Urban Development .....	2,844	2,635	4,263	630	2,292	3,667	1,924	2,732	3,573	1,546	2,456		28,562	27,960
Department of the Interior .....	1,021	618	926	572	706	565	597	491	783	516	573		7,368	6,967
Department of Justice .....	1,459	1,930	1,532	1,572	1,567	1,876	1,438	1,894	1,604	1,406	1,687		17,965	16,656
Department of Labor:														
Unemployment trust fund .....	1,630	1,705	2,140	2,301	2,475	2,518	2,023	1,916	1,892	1,860	1,979		22,440	23,036
Other .....	606	673	1,160	731	97	-168	566	485	729	760	773		6,411	6,767
Department of State .....	466	553	1,280	517	545	481	483	486	478	536	458		6,283	5,967
Department of Transportation:														
Highway trust fund .....	2,032	2,236	2,039	1,786	1,326	1,932	1,766	2,158	2,123	2,359	2,807		22,564	20,074
Other .....	1,958	1,914	1,775	1,412	1,612	1,811	1,414	1,742	2,105	1,428	2,049		19,221	17,227
Department of the Treasury:														
Interest on the public debt .....	19,373	25,690	73,268	19,690	20,779	20,889	19,879	26,802	75,884	19,333	22,301		343,888	333,727
Other .....	407	-170	1,492	1,548	13,230	8,076	3,016	2,312	1,494	1,453	471		33,328	35,875
Department of Veterans Affairs:														
Compensation and pensions .....	1,765	1,760	3,482	124	1,866	3,610	147	1,871	3,583	120	1,901		20,230	19,371
National service life .....	81	68	83	76	97	102	98	78	89	80	81		933	896
United States Government Life .....	1	1	1	1	1	1	1	1	1	1	1		11	11
Other .....	1,842	1,953	1,743	1,781	1,779	2,144	1,928	2,065	1,606	1,720	1,736		20,295	19,258

**Table 7. Receipts and Outlays of the U.S. Government by Month, Fiscal Year 2000—Continued**  
[\$ millions]

Classification	Oct.	Nov.	Dec.	Jan.	Feb.	March	April	May	June	July	Aug.	Sept.	Fiscal Year To Date	Comparable Period Prior F.Y.
<b>Outlays—Continued</b>														
Corps of Engineers .....	254	381	505	273	353	332	327	330	423	355	403		3,935	3,696
Other Defense Civil Programs .....	2,648	2,704	2,700	2,749	2,752	2,771	2,779	2,765	2,742	2,743	2,755		30,110	29,346
Environmental protection .....	536	566	617	518	532	691	553	637	629	544	646		6,468	6,143
Executive Office of the President .....	22	19	20	20	48	25	21	23	20	21	22		262	396
Federal Emergency Management Agency .....	423	460	366	266	281	233	208	216	279	120	140		2,992	3,889
General Services Administration .....	-23	530	-305	-52	-9	137	45	101	46	-108	-107		254	22
International Assistance Program:														
International Security Assistance .....	178	142	2,856	-49	96	806	179	223	564	846	118		5,959	4,789
Multilateral Assistance .....	275	3	27	291	161	60	319	36	156	309	21		1,658	1,742
International Development Assistance .....	154	468	343	90	299	72	308	213	295	67	237		2,546	2,102
Other .....	103	425	-735	517	431	-569	651	27	-487	122	476		962	666
National Aeronautics and Space Administration .....	983	1,205	1,305	818	1,030	1,214	1,065	1,183	1,276	972	1,197		12,247	12,403
National Science Foundation .....	256	278	294	222	315	281	252	258	318	316	379		3,170	2,987
Office of Personnel Management .....	3,959	3,734	4,175	4,207	3,768	4,081	4,360	3,820	4,082	4,303	4,050		44,541	43,152
Small Business Administration .....	11	77	43	49	-962	166	213	37	51	23	-430		-720	-191
Social Security Administration:														
Federal old-age and survivors ins. trust fund (off-budget) .....	28,236	28,115	28,325	28,793	28,814	28,909	28,971	30,744	33,318	29,586	29,598		323,409	309,807
Federal disability ins. trust fund (off-budget) .....	4,492	4,418	4,509	4,618	4,636	4,725	4,714	4,730	4,875	4,680	4,835		51,233	47,697
Other .....	2,421	2,508	4,885	74	2,506	4,854	74	2,626	4,916	35	2,561		27,459	27,266
Independent agencies:														
Fed. Deposit Ins. Corp:														
Bank insurance fund .....	435	-163	70	-121	-204	-59	-142	-410	20	-43	-234		-852	-1,061
Savings association insurance fund .....	-5	-105	-13	-107	-69	10	-8	-125	-20	-43	-89		-574	-369
FSLIC resolution fund:														
RTC closeout .....	-297	-118	-123	-160	-895	-114	361	-93	-40	397	-77		-1,159	-2,955
Other .....	41	-9	-17	-10	-14	-17	3	-13	-14	-28	-48		-125	-143
Office of Inspector General .....								14					14	20
Postal Service:														
Public enterprise funds (off-budget) .....	242	263	-1,370	-254	-524	328	-419	84	-346	-128	-660		-2,784	-2,265
Payments to the Postal Service fund .....	100												100	29
Tennessee Valley Authority .....	-46	52	122	2	-143	-25	-86	25	81	-15	-195		-229	9
Other independent agencies .....	1,889	2,233	1,859	511	1,358	1,568	1,220	1,478	-3,764	2,412	-111		10,653	8,018
Undistributed offsetting receipts:														
Employer share, employee retirement .....	-2,864	-2,790	-2,857	-2,704	-2,767	-2,963	-2,755	-2,918	-2,936	-2,831	-2,827		-31,213	-29,519
Interest received by trust funds .....	-121	-5,528	-54,561	-145	-1,523	-1,119	-100	-5,674	-57,907	-86	-1,727		-128,491	-117,582
Rents and royalties on outer continental shelf lands .....	-31	-651	-183	-424	-263	-307	-93	-779	-435	-837	-448		-4,452	-2,786
Sale of major assets .....														
Other .....	(*)	(*)	(*)		(*)	(*)	(*)	(*)	(*)	(*)	(*)		-1,502	-977
<b>Totals this year:</b>														
<b>Total outlays .....</b>	<b>147,690</b>	<b>148,406</b>	<b>168,114</b>	<b>127,326</b>	<b>150,409</b>	<b>170,962</b>	<b>135,651</b>	<b>149,612</b>	<b>158,986</b>	<b>129,013</b>	<b>148,555</b>		<b>1,634,725</b>	.....
(On-budget) .....	<b>119,494</b>	<b>116,386</b>	<b>165,503</b>	<b>97,451</b>	<b>118,340</b>	<b>137,864</b>	<b>105,742</b>	<b>114,829</b>	<b>152,307</b>	<b>99,404</b>	<b>115,540</b>		<b>1,342,861</b>	.....
(Off-budget) .....	<b>28,196</b>	<b>32,020</b>	<b>2,611</b>	<b>29,874</b>	<b>32,069</b>	<b>33,098</b>	<b>29,909</b>	<b>34,783</b>	<b>6,679</b>	<b>29,609</b>	<b>33,016</b>		<b>291,864</b>	.....
<b>Total-surplus (+) or deficit (-) .....</b>	<b>-26,655</b>	<b>-27,031</b>	<b>+33,081</b>	<b>+62,152</b>	<b>-41,734</b>	<b>-35,380</b>	<b>+159,497</b>	<b>-3,611</b>	<b>+55,888</b>	<b>+5,061</b>	<b>-10,427</b>		<b>+170,841</b>	.....
(On-budget) .....	<b>-30,486</b>	<b>-29,477</b>	<b>-2,732</b>	<b>+46,387</b>	<b>-47,250</b>	<b>-43,278</b>	<b>+138,920</b>	<b>-7,360</b>	<b>+16,012</b>	<b>-1,723</b>	<b>-14,110</b>		<b>+24,902</b>	.....
(Off-budget) .....	<b>+3,830</b>	<b>+2,446</b>	<b>+35,813</b>	<b>+15,765</b>	<b>+5,516</b>	<b>+7,897</b>	<b>+20,577</b>	<b>+3,750</b>	<b>+39,877</b>	<b>+6,784</b>	<b>+3,683</b>		<b>+145,940</b>	.....
<b>Total borrowing from the public .....</b>	<b>5,754</b>	<b>6,132</b>	<b>35,749</b>	<b>-83,985</b>	<b>17,131</b>	<b>39,746</b>	<b>-112,667</b>	<b>-53,755</b>	<b>-23,131</b>	<b>-31,307</b>	<b>9,995</b>		<b>-190,337</b>	<b>-40,614</b>
<i>Total-outlays prior year .....</i>	<i>152,413</i>	<i>130,915</i>	<i>183,803</i>	<i>101,223</i>	<i>141,839</i>	<i>152,825</i>	<i>152,770</i>	<i>122,631</i>	<i>145,939</i>	<i>147,086</i>	<i>129,127</i>		.....	<i>1,560,571</i>
(On-budget) .....	<i>123,752</i>	<i>99,975</i>	<i>149,258</i>	<i>102,385</i>	<i>110,647</i>	<i>122,211</i>	<i>123,474</i>	<i>91,435</i>	<i>136,141</i>	<i>117,652</i>	<i>97,983</i>		.....	<i>1,274,913</i>
(Off-budget) .....	<i>28,661</i>	<i>30,940</i>	<i>34,544</i>	<i>-1,162</i>	<i>31,192</i>	<i>30,614</i>	<i>29,296</i>	<i>31,197</i>	<i>9,798</i>	<i>29,434</i>	<i>31,143</i>		.....	<i>285,658</i>
<i>Total-surplus (+) or deficit (-) prior year .....</i>	<i>-32,440</i>	<i>-16,937</i>	<i>-5,156</i>	<i>+70,505</i>	<i>-42,337</i>	<i>-22,409</i>	<i>+113,459</i>	<i>-23,969</i>	<i>53,568</i>	<i>-25,164</i>	<i>-2,803</i>		.....	<i>+66,318</i>
(On-budget) .....	<i>-33,688</i>	<i>-18,139</i>	<i>-5,921</i>	<i>+27,542</i>	<i>-45,501</i>	<i>-29,662</i>	<i>+96,016</i>	<i>-28,712</i>	<i>+20,788</i>	<i>-29,693</i>	<i>-6,430</i>		.....	<i>-53,400</i>
(Off-budget) .....	<i>+1,249</i>	<i>+1,202</i>	<i>+765</i>	<i>+42,963</i>	<i>+3,164</i>	<i>+7,253</i>	<i>+17,443</i>	<i>+4,744</i>	<i>+32,779</i>	<i>+4,530</i>	<i>+3,627</i>		.....	<i>+119,718</i>

... No transactions.  
(\*) Less than \$500,000.  
Note: Details may not add to totals due to rounding.

**Table 8. Trust Fund Impact on Budget Results and Investment Holdings as of August 31, 2000**

[\$ millions]

Classification	This Month			Fiscal Year to Date			Securities held as Investments Current Fiscal Year		
	Receipts	Outlays	Excess	Receipts	Outlays	Excess	Beginning of		Close of This Month
							This Year	This Month	
<b>Trust receipts, outlays, and investments held:</b>									
Airport and airway .....	863	899	-35	9,033	8,161	871	12,414	13,209	13,199
Black lung disability .....	49	39	10	469	430	39	.....	.....	.....
Federal disability insurance .....	5,435	4,835	600	70,748	51,233	19,515	92,666	111,551	112,541
Federal employees life and health .....	.....	-98	98	.....	-1,539	1,539	26,590	28,157	28,258
Federal employees retirement .....	1,359	3,825	-2,466	50,302	41,950	8,352	491,855	502,679	500,227
Federal hospital insurance .....	11,309	11,348	-39	144,680	119,392	25,288	153,767	163,771	163,625
Federal old-age and survivors insurance .....	32,021	29,598	2,423	447,051	323,409	123,642	762,226	883,378	889,172
Federal supplementary medical insurance .....	7,474	8,270	-796	82,038	82,261	-223	26,528	46,042	45,392
Hazardous substance superfund .....	17	167	-150	965	1,432	-466	4,593	4,308	4,138
Highways .....	3,187	3,180	7	31,075	30,228	847	28,083	28,756	29,188
Military advances .....	638	1,022	-384	10,180	10,101	79	.....	.....	.....
Military retirement .....	2,046	2,769	-723	38,103	30,067	8,035	141,274	151,739	151,154
Railroad retirement .....	675	685	-10	9,257	7,753	1,504	24,345	24,722	24,832
Unemployment .....	3,632	1,986	1,647	33,074	22,511	10,563	77,358	85,267	87,882
Veterans life insurance .....	18	106	-88	1,077	1,075	3	13,699	13,794	13,702
All other trust .....	481	768	-287	3,637	9,488	-5,851	13,793	13,636	13,956
<b>Total trust fund receipts and outlays and investments held from Table 6-D .....</b>	<b>69,205</b>	<b>69,400</b>	<b>-195</b>	<b>931,689</b>	<b>737,952</b>	<b>193,737</b>	<b>1,869,191</b>	<b>2,071,008</b>	<b>2,077,267</b>
Less: Interfund transactions .....	12,762	12,762	.....	293,222	293,222	.....	.....	.....	.....
Trust fund receipts and outlays on the basis of Tables 4 & 5 .....	56,443	56,637	-195	638,467	444,730	193,737			
<b>Total Federal fund receipts and outlays .....</b>	<b>81,705</b>	<b>91,938</b>	<b>-10,233</b>	<b>1,167,617</b>	<b>1,190,513</b>	<b>-22,896</b>			
Less: Interfund transactions .....	20	20	.....	517	517	.....			
Federal fund receipts and outlays on the basis of Table 4 & 5 .....	81,685	91,918	-10,233	1,167,100	1,189,995	-22,896			
<b>Net budget receipts &amp; outlays .....</b>	<b>138,128</b>	<b>148,555</b>	<b>-10,427</b>	<b>1,805,566</b>	<b>1,634,725</b>	<b>170,841</b>			

Note: Interfund receipts and outlays are transactions between Federal funds and trust funds such as Federal payments and contributions, and interest and profits on investments in Federal securities. They have no net effect on overall budget receipts and outlays since the receipts side

of such transactions is offset against budget outlays. In this table, Interfund receipts are shown as an adjustment to arrive at total receipts and outlays of trust funds respectively.

**Table 9. Summary of Receipts by Source, and Outlays by Function of the U.S. Government, August 2000 and Other Periods**

[\$ millions]

Classification	This Month	Fiscal Year To Date	Comparable Period Prior Fiscal Year
<b>NET RECEIPTS</b>			
Individual income taxes .....	68,033	900,059	790,230
Corporation income taxes .....	4,674	163,851	144,445
Social insurance and retirement receipts:			
Employment and general retirement .....	48,132	564,766	526,086
Unemployment insurance .....	3,584	27,472	26,148
Other retirement .....	366	4,320	4,116
Excise taxes .....	5,580	61,097	63,232
Estate and gift taxes .....	2,304	26,842	25,488
Customs duties .....	2,071	18,090	16,608
Miscellaneous receipts .....	3,383	39,068	30,535
<b>Total .....</b>	<b>138,128</b>	<b>1,805,566</b>	<b>1,626,889</b>
<b>NET OUTLAYS</b>			
National defense .....	24,767	265,613	250,126
International affairs .....	-667	15,699	13,893
General science, space, and technology .....	1,829	17,991	17,624
Energy .....	-223	-1,551	611
Natural resources and environment .....	2,267	20,753	19,906
Agriculture .....	1,449	31,630	23,163
Commerce and housing credit .....	-1,295	-1,270	-4,395
Transportation .....	4,866	42,003	37,111
Community and regional development .....	1,007	11,041	11,461
Education, training, employment and social services .....	5,576	54,748	51,978
Health .....	14,512	140,648	127,772
Medicare .....	17,786	181,566	174,348
Income security .....	18,521	227,349	220,282
Social security .....	34,420	374,605	357,463
Veterans benefits and services .....	3,700	41,465	39,595
Administration of justice .....	2,405	25,306	23,531
General government .....	906	12,704	14,377
Net interest .....	20,004	210,241	215,006
Undistributed offsetting receipts .....	-3,275	-35,815	-33,281
<b>Total .....</b>	<b>148,555</b>	<b>1,634,725</b>	<b>1,560,571</b>

... No transactions.

Note: Details may not add to totals due to rounding.

# Explanatory Notes

## 1. Flow of Data Into Monthly Treasury Statement

The *Monthly Treasury Statement (MTS)* is assembled from data in the central accounting system. The major sources of data include monthly accounting reports by Federal entities and disbursing officers, and daily reports from the Federal Reserve banks. These reports detail accounting transactions affecting receipts and outlays of the Federal Government and off-budget Federal entities, and their related effect on the assets and liabilities of the U.S. Government. Information is presented in the *MTS* on a modified cash basis.

## 2. Notes on Receipts

Receipts included in the report are classified into the following major categories: (1) budget receipts and (2) offsetting collections (also called applicable receipts). Budget receipts are collections from the public that result from the exercise of the Government's sovereign or governmental powers, excluding receipts offset against outlays. These collections, also called governmental receipts, consist mainly of tax receipts (including social insurance taxes), receipts from court fines, certain licenses, and deposits of earnings by the Federal Reserve System. Refunds of receipts are treated as deductions from gross receipts.

Offsetting collections are from other Government accounts or the public that are of a business-type or market-oriented nature. They are classified into two major categories: (1) offsetting collections credited to appropriations or fund accounts, and (2) offsetting receipts (i.e., amounts deposited in receipt accounts). Collections credited to appropriation or fund accounts normally can be used without appropriation action by Congress. These occur in two instances: (1) when authorized by law, amounts collected for materials or services are treated as reimbursements to appropriations and (2) in the three types of revolving funds (public enterprise, intragovernmental, and trust); collections are netted against spending, and outlays are reported as the net amount.

Offsetting receipts in receipt accounts cannot be used without being appropriated. They are subdivided into two categories: (1) proprietary receipts—these collections are from the public and they are offset against outlays by agency and by function, and (2) intragovernmental funds—these are payments into receipt accounts from Governmental appropriation or funds accounts. They finance operations within and between Government agencies and are credited with collections from other Government accounts. The transactions may be intrabudgetary when the payment and receipt both occur within the budget or from receipts from off-budget Federal entities in those cases where payment is made by a Federal entity whose budget authority and outlays are excluded from the budget totals.

Intrabudgetary transactions are subdivided into three categories: (1) interfund transactions, where the payments are from one fund group (either Federal funds or trust funds) to a receipt account in the other fund group; (2) Federal intrafund transactions, where the payments and receipts both occur within the Federal fund group; and (3) trust intrafund transactions, where the payments and receipts both occur within the trust fund group.

Offsetting receipts are generally deducted from budget authority and outlays by function, by subfunction, or by agency. There are four types of receipts, however, that are deducted from budget totals as undistributed offsetting receipts. They are: (1) agencies' payments (including payments by off-budget Federal entities) as employers into employees retirement funds, (2) interest received by trust funds, (3) rents and royalties on the Outer Continental Shelf lands, and (4) other interest (i.e., interest collected on Outer Continental Shelf money in deposit funds when such money is transferred into the budget).

## 3. Notes on Outlays

Outlays are generally accounted for on the basis of checks issued, electronic funds transferred, or cash payments made. Certain outlays do not require issuance of cash or checks. An example is charges made against appropriations for that part of employees' salaries withheld for taxes or savings bond allotments — these are counted as payments to the employee and credits for whatever purpose the money was withheld.

Outlays are stated net of offsetting collections (including receipts of revolving and management funds) and of refunds. Interest on the public debt (public issues) is recognized on the accrual basis. Federal credit programs subject to the Federal Credit Reform Act of 1990 use the cash basis of accounting and are divided into two components. The portion of the credit activities that involve a cost to the Government (mainly subsidies) is included within the budget program accounts. The remaining portion of the credit activities are in non-budget financing accounts. Outlays of off-budget Federal entities are excluded by law from budget totals. However, they are shown separately and combined with the on-budget outlays to display total Federal outlays.

## 4. Processing

The data on payments and collections are reported by account symbol into the central accounting system. In turn, the data are extracted from this system for use in the preparation of the *MTS*.

There are two major checks which are conducted to assure the consistency of the data reported:

1. Verification of payment data. The monthly payment activity reported by Federal entities on their Statements of Transactions is compared to the payment activity of Federal entities as reported by disbursing officers.
2. Verification of collection data. Reported collections appearing on Statements of Transactions are compared to deposits as reported by Federal Reserve banks.

## 5. Other Sources of Information About Federal Government Financial Activities

- *A Glossary of Terms Used in the Federal Budget Process, January 1993* (Available from the U.S. General Accounting Office, P.O. Box 6015, Gaithersburg, Md. 20877). This glossary provides a basic reference document of standardized definitions of terms used by the Federal Government in the budgetmaking process.

- *Daily Treasury Statement* (Available from GPO, Washington, D.C. 20402, on a subscription basis only and on the Internet at <http://www.fms.treas.gov/>). The *Daily Treasury Statement* is published each working day of the Federal Government and provides data on the cash and debt operations of the Treasury.

- *Monthly Statement of the Public Debt of the United States* (Available from GPO, Washington, D.C. 20402 on a subscription basis only and on the Internet at <http://www.publicdebt.treas.gov/opd/opd.htm>). This publication provides detailed information concerning the public debt.

- *Treasury Bulletin* (Available from GPO, Washington, D.C. 20402, by subscription or single copy and on the Internet at <http://www.fms.treas.gov/>). Quarterly. Contains a mix of narrative, tables, and charts on Treasury issues, Federal financial operations, international statistics, and special reports.

- *Budget of the United States Government, Fiscal Year 20* — (Available from GPO, Washington, D.C. 20402 and on the Internet at <http://access.gpo.gov/>). This publication is a single volume which provides budget information and contains:

- Budget of the United States Government, FY 20* —
- Appendix, The Budget of the United States Government, FY 20* —
- Analytical Perspectives*
- Historical Tables*
- Citizens Guide to the Federal Budget*

- *United States Government Annual Report and Appendix* (Available from Financial Management Service, U.S. Department of the Treasury, Washington, D.C. 20227). This annual report represents budgetary results at the summary level. The appendix presents the individual receipt and appropriation accounts at the detail level.

**Scheduled Release**

**The release date for the September 2000 Statement  
is subject to completion of year-end reporting requirements.**

For sale by the Superintendent of Documents, U.S. Government Printing  
Office, Washington, D.C. 20402 (202) 512-1800. The subscription price is  
\$38.00 per year (domestic), \$47.00 per year (foreign).  
No single copies are sold.

The Monthly Treasury Statement is now available on the Department of Commerce's Economic Bulletin Board.  
For information call (202) 482-1986.

Internet service subscribers can access the current issue of the Monthly Treasury Statement through the  
Financial Management Service's home page:

<http://www.fms.treas.gov/>