



# Monthly Treasury Statement

of Receipts and Outlays  
of the United States Government

For Fiscal Year 2014 Through **August 31, 2014**, and Other Periods

## Highlight

**Outlays for Military active duty and retirement, Veterans' benefits, and Supplemental Security Income accelerated into August since September 1, the normal payment date, was a holiday.**

### Receipts, Outlays, and Surplus/Deficit for August 2014

[ \$billions ]



### Receipts, Outlays, and Surplus/Deficit through Fiscal Year 2014

[ \$billions ]



Compiled and Published by

*Department of the Treasury*  
**Bureau of the Fiscal Service**

Contents			
Summary	page 2	Receipts/outlays by month	page 32
Receipts	page 6	Federal trust funds/securities	page 34
Outlays	page 7	Receipts by source/outlays by function	page 34
Means of financing	page 20	Explanatory notes	page 35

## Introduction

The *Monthly Treasury Statement of Receipts and Outlays of the United States Government (MTS)* is prepared by the Bureau of the Fiscal Service, Department of the Treasury, and after approval by the Fiscal Assistant Secretary of the Treasury, is normally released on the 8th workday of the month following the reporting month. The publication is based on data provided by Federal entities, disbursing officers, and Federal Reserve banks.

### AUDIENCE

The *MTS* is published to meet the needs of those responsible for or interested in the cash position of the Treasury, those who are responsible or interested in the Government's budget results, and individuals and businesses whose operations depend upon or are related to the Government's financial operations.

### DISCLOSURE STATEMENT

This statement summarizes the financial activities of the Federal Government and off-budget Federal entities conducted in accordance with the Budget of the U.S. Government, i.e., receipts and outlays of funds, the surplus or deficit, and the means of financing the deficit or disposing of the surplus. Information is presented on a modified cash basis; receipts are accounted for on the basis of collections; refunds of receipts are treated as deductions from gross receipts; revolving and

management fund receipts, reimbursements and refunds of monies previously expended are treated as deductions from gross outlays; and interest on the public debt (public issues) is recognized on the accrual basis. Major information sources include accounting data reported by Federal entities, disbursing officers, and Federal Reserve banks.

### TRIAD OF PUBLICATIONS

The *MTS* is part of a triad of Treasury financial reports. The *Daily Treasury Statement* is published each working day of the Federal Government. It provides data on the cash and debt operations of the Treasury based upon reporting of the Treasury account balances by Federal Reserve banks. The *MTS* is a report of Government receipts and outlays based on agency reporting. The *Combined Statement of Receipts, Outlays, and Balances of the United States Government* is the official publication of the detailed receipts and outlays of the Government. It is published annually in accordance with legislative mandates given to the Secretary of the Treasury.

### DATA SOURCES AND INFORMATION

The Explanatory Notes section of this publication provides information concerning the flow of data into the *MTS* and sources of information relevant to the *MTS*.

**Table 1. Summary of Receipts, Outlays, and the Deficit/Surplus of the U.S. Government, Fiscal Years 2013 and 2014, by Month**

Period	[\$ millions]		
	Receipts	Outlays	Deficit/Surplus (-)
<b>FY 2013</b>			
October.....	184,316	304,311	119,995
November.....	161,730	333,841	172,112
December.....	269,508	270,699	1,191
January.....	272,225	269,340	-2,886
February.....	122,815	326,354	203,539
March.....	186,018	292,548	106,530
April.....	406,723	293,834	-112,889
May.....	197,182	335,914	138,732
June.....	286,627	170,126	-116,501
July.....	200,030	297,627	97,597
August.....	185,370	333,284	147,914
September.....	301,469	226,355	-75,114
Year-to-Date.....	<b>2,774,011</b>	<b>3,454,232</b>	<b>680,221</b>
<b>FY 2014</b>			
October.....	198,927	289,511	90,584
November.....	182,453	317,679	135,226
December.....	283,221	230,001	-53,220
January.....	295,997	306,247	10,250
February.....	144,349	337,880	193,532
March.....	215,846	252,732	36,886
April.....	414,237	307,383	-106,853
May.....	199,889	329,860	129,971
June.....	323,646	253,127	-70,519
July.....	210,613	<sup>2</sup> 305,233	94,620
August.....	194,248	322,956	128,708
Year-to-Date.....	<b>2,663,426</b>	<b>3,252,611</b>	<b>589,185</b>

<sup>1</sup>The receipt, outlay and deficit figures differ from the *FY 2015 Budget*, released by the Office of Management and Budget on March 4, 2014. The deficit figure differs by -\$727 million, due mainly to revisions in the data following the release of the Final Monthly Treasury Statement.

<sup>2</sup>Outlays have been increased by \$27 million to reflect additional reporting by the Department of Treasury for July 2014.

Note: Details may not add to totals due to rounding.

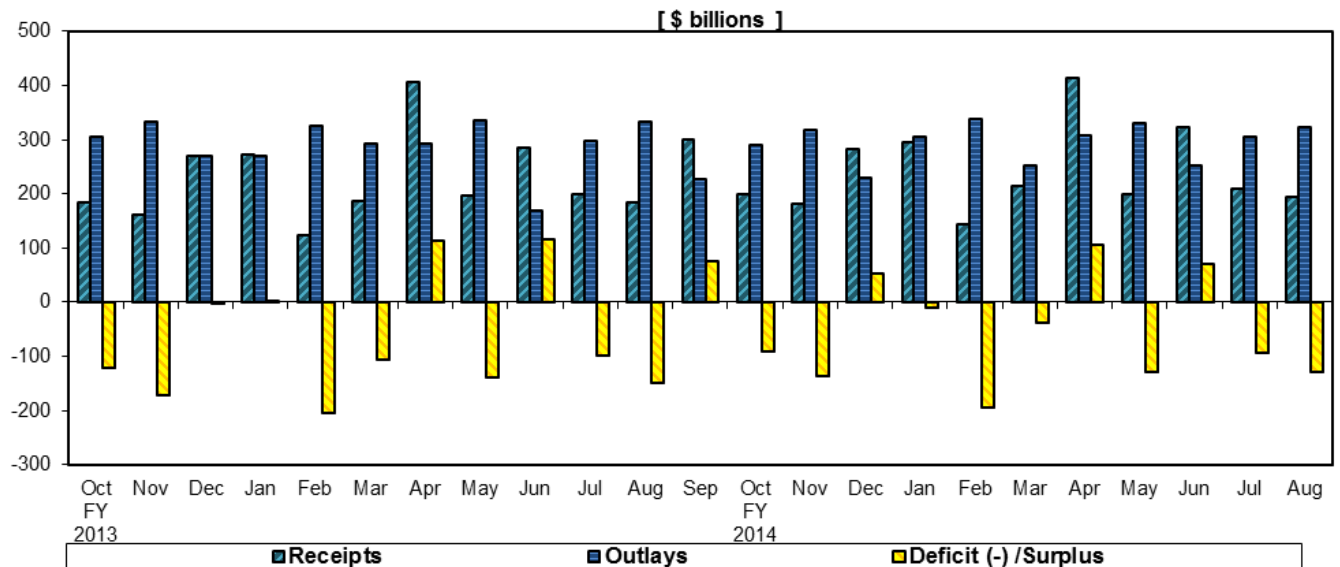
**Table 2. Summary of Budget and Off-Budget Results and Financing of the U.S. Government, August 2014 and Other Periods**

Classification	[\$ millions]				
	This Month	Current Fiscal Year to Date	Budget Estimates Full Fiscal Year <sup>1</sup>	Prior Fiscal Year to Date (2013)	Budget Estimates Next Fiscal Year (2015) <sup>1</sup>
<b>Total On-Budget and Off-Budget Results:</b>					
Total Receipts.....	194,248	2,663,426	2,992,984	2,472,542	3,337,584
On-Budget Receipts.....	137,291	1,989,088	2,256,919	1,858,532	2,576,553
Off-Budget Receipts.....	56,957	674,338	736,065	614,010	761,031
Total Outlays.....	322,956	3,252,611	3,575,956	3,227,877	3,862,799
On-Budget Outlays.....	251,939	2,616,236	2,870,872	2,661,499	3,109,620
Off-Budget Outlays.....	71,017	636,375	705,084	566,378	753,179
Total Surplus (+) or Deficit (-).....	-128,708	-589,185	-582,972	-755,334	-525,215
On-Budget Surplus (+) or Deficit (-).....	-114,648	-627,148	-613,953	-802,967	-533,067
Off-Budget Surplus (+) or Deficit (-).....	-14,060	+37,963	+30,981	+47,632	+7,852
Total On-Budget and Off-Budget Financing.....	128,708	589,185	582,972	755,334	525,215
<b>Means of Financing:</b>					
Borrowing from the Public.....	80,884	746,474	891,138	694,617	654,750
Reduction of Operating Cash, Increase (-).....	78,573	39,722	-51,614	59,311	.....
By Other Means.....	-30,748	-197,011	-256,552	1,406	-129,535

<sup>1</sup>These estimates are based on the *Mid-Session Review of the FY 2015 Budget*, released by the Office of Management and Budget on July 11, 2014.

... No Transactions  
Note: Details may not add to totals due to rounding.

**Figure 1. Monthly Receipts, Outlays, and Budget Deficit/Surplus of the U.S. Government, Fiscal Years 2013 and 2014**



**Figure 2. Cumulative Monthly Receipts, Outlays, and Budget Deficit/Surplus of the U.S. Government, Fiscal Years 2013 and 2014**

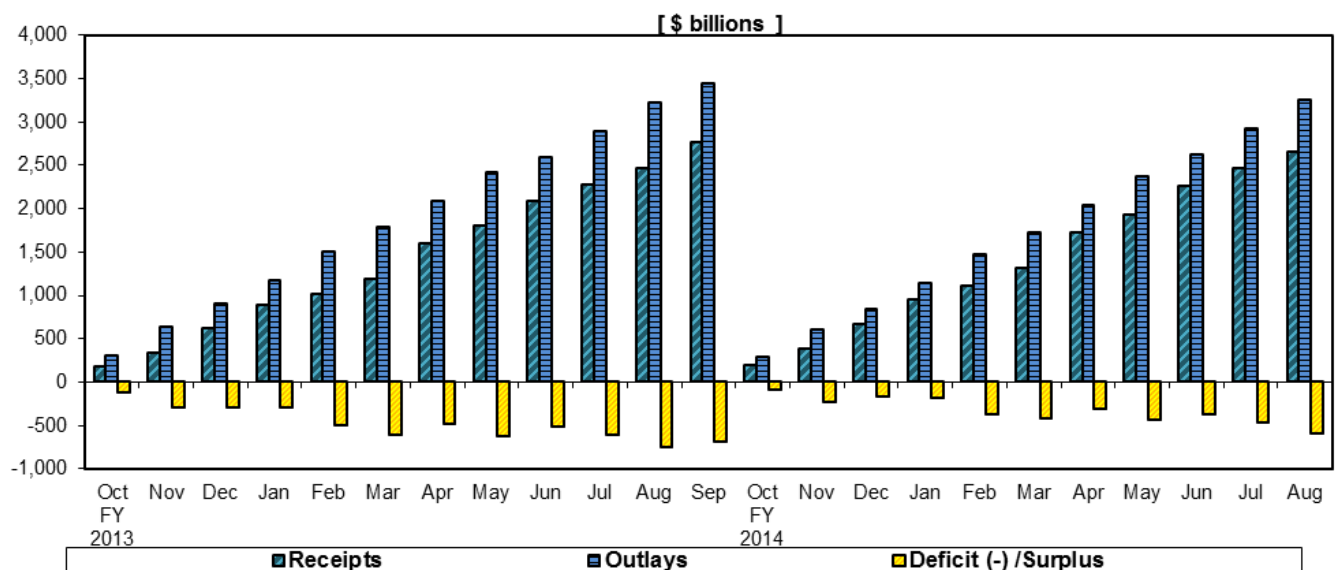


Figure 3. Monthly Receipts of the U.S. Government, by Source, Fiscal Years 2013 and 2014

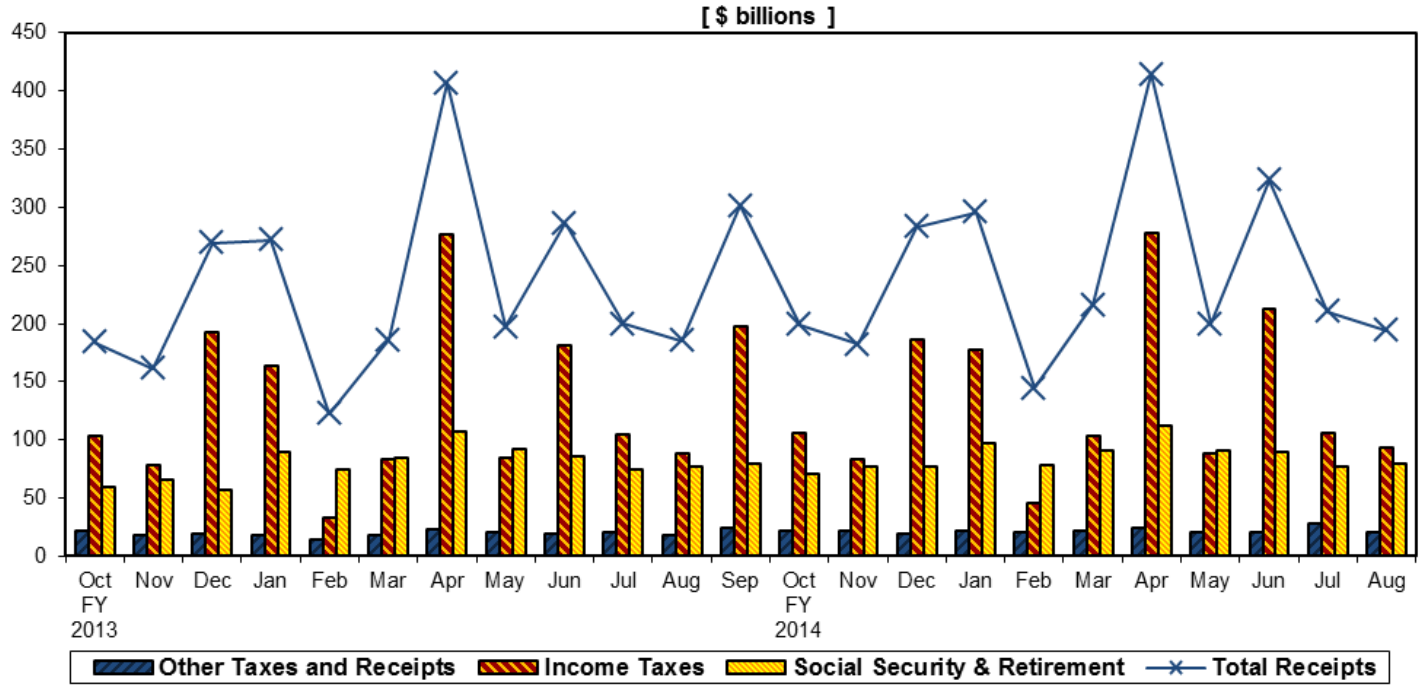
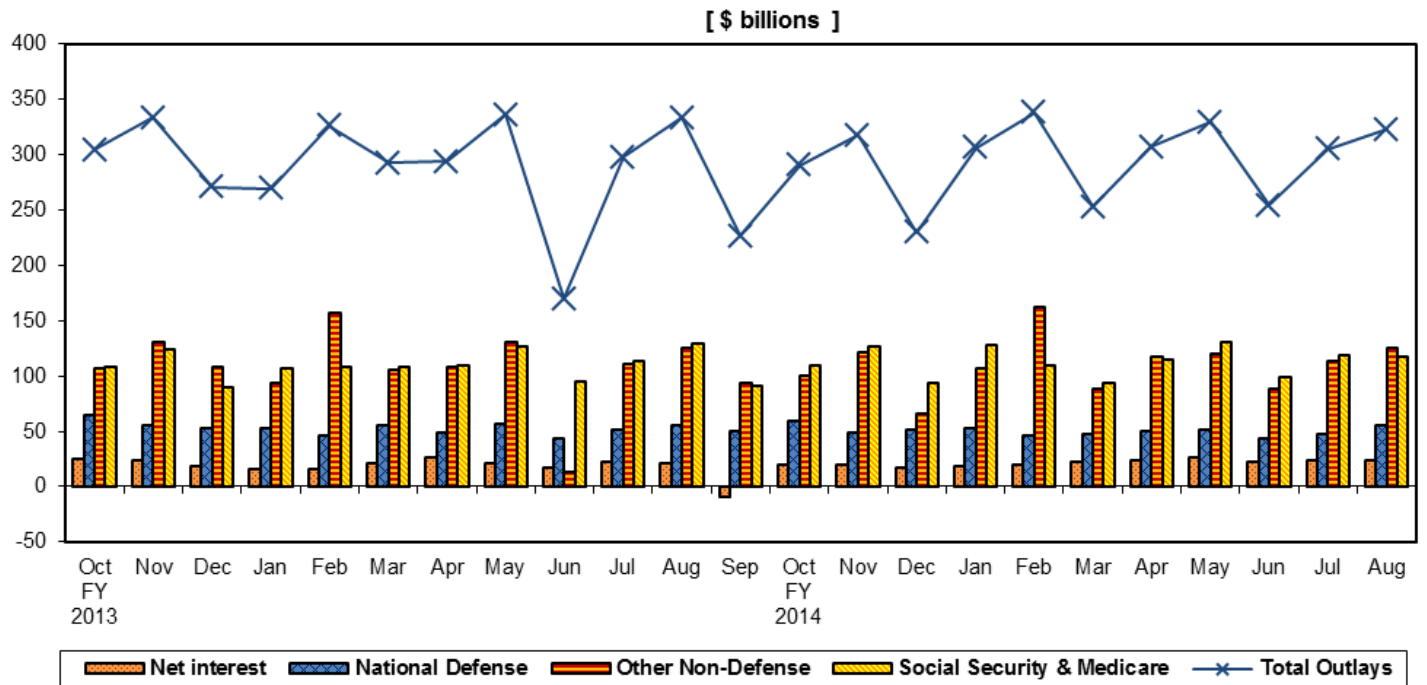


Figure 4. Monthly Outlays of the U.S. Government, by Function, Fiscal Years 2013 and 2014



**Table 3. Summary of Receipts and Outlays of the U.S. Government, August 2014 and Other Periods**

[\$ millions]				
Classification	This Month	Current Fiscal Year to Date	Comparable Prior Period Year to Date	Budget Estimates Full Fiscal Year <sup>1</sup>
<b>Budget Receipts</b>				
Individual Income Taxes .....	89,798	1,233,274	1,175,536	1,386,180
Corporation Income Taxes .....	3,902	247,200	216,360	311,399
Social Insurance and Retirement Receipts:				
Employment and General Retirement (Off-Budget) .....	56,957	674,338	614,010	736,065
Employment and General Retirement (On-Budget) .....	17,197	209,281	194,450	229,718
Unemployment Insurance .....	5,580	54,591	56,524	58,224
Other Retirement .....	321	3,155	3,256	3,765
Excise Taxes .....	7,110	73,051	72,894	92,687
Estate and Gift Taxes .....	1,539	17,702	17,783	17,644
Customs Duties .....	2,867	30,902	28,859	34,315
Miscellaneous Receipts .....	8,977	119,933	92,871	122,987
<b>Total Receipts .....</b>	<b>194,248</b>	<b>2,663,426</b>	<b>2,472,542</b>	<b>2,992,984</b>
(On-Budget) .....	137,291	1,989,088	1,858,532	2,256,919
(Off-Budget) .....	56,957	674,338	614,010	736,065
<b>Budget Outlays</b>				
Legislative Branch .....	332	3,725	3,946	4,741
Judicial Branch .....	643	6,272	6,508	7,281
Department of Agriculture .....	11,470	133,709	146,485	150,302
Department of Commerce .....	-561	5,830	8,324	9,058
Department of Defense-Military Programs .....	52,930	530,850	559,942	583,842
Department of Education .....	6,825	58,197	38,725	59,762
Department of Energy .....	1,661	20,990	22,576	25,753
Department of Health and Human Services .....	79,980	853,455	832,894	952,439
Department of Homeland Security .....	3,908	38,680	52,272	47,168
Department of Housing and Urban Development .....	3,190	35,719	32,545	38,962
Department of the Interior .....	810	10,042	8,455	12,749
Department of Justice .....	2,450	19,757	27,125	28,639
Department of Labor .....	3,743	52,521	75,930	72,844
Department of State .....	1,505	22,573	21,774	27,205
Department of Transportation .....	6,722	67,504	67,605	80,203
Department of the Treasury:				
Interest on Treasury Debt Securities (Gross) .....	27,094	409,974	395,826	430,575
Other .....	4,435	248,715	23,819	12,032
Department of Veterans Affairs .....	19,118	141,929	131,489	149,037
Corps of Engineers .....	561	5,973	5,744	7,233
Other Defense Civil Programs .....	8,685	56,253	55,903	57,021
Environmental Protection Agency .....	1,748	8,710	8,546	8,378
Executive Office of the President .....	40	341	346	392
General Services Administration .....	-319	-614	-183	-2,115
International Assistance Program .....	1,527	18,009	17,920	19,716
National Aeronautics and Space Administration .....	1,451	15,522	15,233	17,063
National Science Foundation .....	702	6,196	6,657	6,978
Office of Personnel Management .....	6,637	80,246	76,878	93,701
Small Business Administration .....	72	105	371	365
Social Security Administration .....	80,678	833,852	798,418	907,549
Other Independent Agencies .....	3,105	5,646	28,223	12,645
Allowances .....	.....	.....	.....	3,875
Undistributed Offsetting Receipts:				
Interest .....	-2,267	-157,996	-156,232	-158,627
Other .....	-5,916	-80,074	-86,190	-90,810
<b>Total Outlays .....</b>	<b>322,956</b>	<b>3,252,611</b>	<b>3,227,877</b>	<b>3,575,956</b>
(On-Budget) .....	251,939	2,616,236	2,661,499	2,870,872
(Off-Budget) .....	71,017	636,375	566,378	705,084
<b>Surplus (+) or Deficit (-) .....</b>	<b>-128,708</b>	<b>-589,185</b>	<b>-755,334</b>	<b>-582,972</b>
(On-Budget) .....	-114,648	-627,148	-802,967	-613,953
(Off-Budget) .....	-14,060	+37,963	+47,632	+30,981

<sup>1</sup>These estimates are based on the *Mid-Session Review of the FY 2015 Budget*, released by the Office of Management and Budget on July 11, 2014.

<sup>2</sup>Outlays have been increased by \$27 million to reflect additional reporting by the Department of Treasury for July 2014.

... No Transactions

Note: Details may not add to totals due to rounding.

**Table 4. Receipts of the U.S. Government, August 2014 and Other Periods**

Classification	This Month			Current Fiscal Year to Date			Prior Fiscal Year to Date		
	Gross Receipts	Refunds (Deduct)	Receipts	Gross Receipts	Refunds (Deduct)	Receipts	Gross Receipts	Refunds (Deduct)	Receipts
<b>Individual Income Taxes:</b>									
Withheld.....	86,536			1,054,737			1,017,266		
Presidential Election Campaign Fund.....	(**)			29			35		
Other.....	6,135			407,265			385,254		
<b>Total--Individual Income Taxes.....</b>	<b>92,671</b>	<b>2,873</b>	<b>89,798</b>	<b>1,462,031</b>	<b>228,758</b>	<b>1,233,274</b>	<b>1,402,554</b>	<b>227,018</b>	<b>1,175,536</b>
<b>Corporation Income Taxes.....</b>	<b>5,291</b>	<b>1,389</b>	<b>3,902</b>	<b>277,511</b>	<b>30,311</b>	<b>247,200</b>	<b>252,572</b>	<b>36,212</b>	<b>216,360</b>
<b>Social Insurance and Retirement Receipts:</b>									
<b>Employment and General Retirement:</b>									
<b>Federal Old-Age and Survivors Ins. Trust Fund:</b>									
Federal Insurance Contributions Act Taxes.....	48,037		48,037	542,801		542,801	501,806		501,806
Self-Employment Contributions Act Taxes.....	652		652	31,555		31,555	26,391		26,391
Adjustments Attributable to Prior Years.....				2,097		2,097	-3,306		-3,306
<b>Total--FOASI Trust Fund.....</b>	<b>48,689</b>		<b>48,689</b>	<b>576,453</b>		<b>576,453</b>	<b>524,891</b>		<b>524,891</b>
<b>Federal Disability Insurance Trust Fund:</b>									
Federal Insurance Contributions Act Taxes.....	8,157		8,157	92,173		92,173	85,218		85,218
Self-Employment Contributions Act Taxes.....	111		111	5,361		5,361	4,480		4,480
Adjustments Attributable to Prior Years.....				351		351	-579		-579
<b>Total--FDI Trust Fund.....</b>	<b>8,268</b>		<b>8,268</b>	<b>97,885</b>		<b>97,885</b>	<b>89,119</b>		<b>89,119</b>
<b>Federal Hospital Insurance Trust Fund:</b>									
Federal Insurance Contributions Act Taxes.....	16,426		16,426	187,322		187,322	177,942		177,942
Self-Employment Contributions Act Taxes.....	295		295	15,026		15,026	13,207		13,207
Receipts from Railroad Retirement Board.....				581		581	547		547
Adjustments Attributable to Prior Years.....				1,483		1,483	-1,714		-1,714
<b>Total--FHI Trust Fund.....</b>	<b>16,721</b>		<b>16,721</b>	<b>204,412</b>		<b>204,412</b>	<b>189,982</b>		<b>189,982</b>
<b>Railroad Retirement :</b>									
Rail Pension and Supplemental Annuity.....	248	(**)	249	2,793	8	2,785	2,619	31	2,588
Social Security Equivalent Account.....	227	(**)	227	2,092	8	2,084	1,911	32	1,879
<b>Total--Employment and General Retirement.....</b>	<b>74,154</b>	<b>(**)</b>	<b>74,154</b>	<b>883,635</b>	<b>16</b>	<b>883,619</b>	<b>808,523</b>	<b>63</b>	<b>808,460</b>
<b>Unemployment Insurance:</b>									
Deposits by States.....	5,535		5,535	46,096		46,096	48,682		48,682
Federal Unemployment Tax Act Taxes.....	54	10	44	8,585	126	8,459	7,865	133	7,732
Railroad Unemployment Taxes.....	1		1	35		35	111		111
<b>Total--Unemployment Insurance.....</b>	<b>5,590</b>	<b>10</b>	<b>5,580</b>	<b>54,716</b>	<b>126</b>	<b>54,591</b>	<b>56,657</b>	<b>133</b>	<b>56,524</b>
<b>Other Retirement:</b>									
Federal Employees Retirement - Employee Share.....	320		320	3,132		3,132	3,232		3,232
Non-Federal Employees Retirement.....	2		2	23		23	24		24
<b>Total--Other Retirement.....</b>	<b>321</b>		<b>321</b>	<b>3,155</b>		<b>3,155</b>	<b>3,256</b>		<b>3,256</b>
<b>Total--Social Insurance and Retirement Receipts.....</b>	<b>80,065</b>	<b>10</b>	<b>80,055</b>	<b>941,507</b>	<b>142</b>	<b>941,365</b>	<b>868,437</b>	<b>197</b>	<b>868,240</b>
<b>Excise Taxes:</b>									
Miscellaneous Excise Taxes.....	2,864	555	2,309	31,823	4,102	27,721	33,616	3,299	30,317
Airport and Airway Trust Fund.....	1,141	4	1,136	11,552	14	11,537	10,979	15	10,964
Highway Trust Fund.....	3,612		3,612	33,294		33,294	31,158		31,158
Black Lung Disability Trust Fund.....	53		53	499		499	456		456
<b>Total--Excise Taxes.....</b>	<b>7,670</b>	<b>560</b>	<b>7,110</b>	<b>77,167</b>	<b>4,117</b>	<b>73,051</b>	<b>76,209</b>	<b>3,315</b>	<b>72,894</b>
<b>Estate and Gift Taxes.....</b>	<b>1,651</b>	<b>112</b>	<b>1,539</b>	<b>18,504</b>	<b>802</b>	<b>17,702</b>	<b>18,646</b>	<b>863</b>	<b>17,783</b>
<b>Customs Duties.....</b>	<b>3,012</b>	<b>145</b>	<b>2,867</b>	<b>32,201</b>	<b>1,299</b>	<b>30,902</b>	<b>30,050</b>	<b>1,191</b>	<b>28,859</b>
<b>Miscellaneous Receipts:</b>									
Deposits of Earnings by Federal Reserve Banks.....	7,353		7,353	92,011		92,011	69,456		69,456
Universal Service Fund.....	794		794	9,005		9,005	9,023		9,023
All Other.....	832	2	830	18,950	33	18,916	14,423	30	14,393
<b>Total -- Miscellaneous Receipts.....</b>	<b>8,979</b>	<b>2</b>	<b>8,977</b>	<b>119,966</b>	<b>33</b>	<b>119,933</b>	<b>92,901</b>	<b>30</b>	<b>92,871</b>
<b>Total -- Receipts.....</b>	<b>199,339</b>	<b>5,091</b>	<b>194,248</b>	<b>2,928,887</b>	<b>265,461</b>	<b>2,663,426</b>	<b>2,741,368</b>	<b>268,826</b>	<b>2,472,542</b>
<b>Total -- On-Budget.....</b>	<b>142,382</b>	<b>5,091</b>	<b>137,291</b>	<b>2,254,549</b>	<b>265,461</b>	<b>1,989,088</b>	<b>2,127,358</b>	<b>268,826</b>	<b>1,858,532</b>
<b>Total -- Off-Budget.....</b>	<b>56,957</b>		<b>56,957</b>	<b>674,338</b>		<b>674,338</b>	<b>614,010</b>		<b>614,010</b>

... No Transactions  
 (\*\*) Less than \$500,000

Note: Details may not add to totals due to rounding.

**Table 5. Outlays of the U.S. Government, August 2014 and Other Periods —**

Classification	[\$ millions]								
	This Month			Current Fiscal Year to Date			Prior Fiscal Year to Date		
	Gross Outlays	Applicable Receipts	Outlays	Gross Outlays	Applicable Receipts	Outlays	Gross Outlays	Applicable Receipts	Outlays
<b>Legislative Branch:</b>									
Senate.....	70	(**)	70	740	2	738	783	3	781
House of Representatives.....	99	(**)	98	1,116	2	1,114	1,151	2	1,148
Joint Items .....	2	.....	2	16	.....	16	16	.....	16
Capitol Police.....	24	.....	24	285	.....	285	312	.....	312
Congressional Budget Office .....	3	.....	3	38	.....	38	38	.....	38
Architect of the Capitol.....	31	(**)	31	388	4	384	458	4	454
Library of Congress .....	50	1	49	511	9	502	565	8	556
Government Printing Office.....	2	.....	2	121	.....	121	116	.....	116
Government Accountability Office.....	39	.....	39	443	.....	443	441	.....	441
United States Tax Court.....	5	.....	5	52	.....	52	46	.....	46
Other Legislative Branch Agencies .....	7	.....	7	54	.....	54	56	.....	56
Proprietary Receipts from the Public.....	.....	-2	2	.....	12	-12	.....	9	-9
Intrabudgetary Transaction.....	(**)	.....	(**)	-10	.....	-10	-9	.....	-9
Offsetting Governmental Receipts.....	.....	(**)	(**)	.....	(**)	(**)	.....	(**)	(**)
<b>Total--Legislative Branch.....</b>	<b>332</b>	<b>(**)</b>	<b>332</b>	<b>3,755</b>	<b>30</b>	<b>3,725</b>	<b>3,973</b>	<b>27</b>	<b>3,946</b>
<b>Judicial Branch:</b>									
Supreme Court of the United States .....	10	.....	10	90	.....	90	77	.....	77
Courts of Appeals, District Courts, and Other Judicial Services.....	668	.....	668	6,431	.....	6,431	6,572	.....	6,572
Other .....	26	.....	26	399	.....	399	355	.....	355
Proprietary Receipts from the Public.....	.....	19	-19	.....	144	-144	.....	148	-148
Intrabudgetary Transactions .....	-42	.....	-42	-503	.....	-503	-348	.....	-348
<b>Total--Judicial Branch.....</b>	<b>662</b>	<b>19</b>	<b>643</b>	<b>6,416</b>	<b>144</b>	<b>6,272</b>	<b>6,655</b>	<b>148</b>	<b>6,508</b>
<b>Department of Agriculture:</b>									
Agricultural Research Service.....	91	.....	91	947	.....	947	994	.....	994
National Institute of Food and Agriculture: Research and Education Activities.....	79	.....	79	652	.....	652	579	.....	579
Extension Activities.....	71	.....	71	413	.....	413	365	.....	365
Other .....	13	.....	13	99	.....	99	117	.....	117
Animal and Plant Health Inspection Service .....	92	.....	92	921	.....	921	938	.....	938
Food Safety and Inspection Service .....	83	.....	83	870	.....	870	885	.....	885
Agricultural Marketing Service .....	38	.....	38	699	.....	699	960	.....	960
Risk Management Agency: Administrative and Operating Expenses .....	5	.....	5	58	.....	58	64	.....	64
Federal Crop Insurance Corporation Fund.....	1,215	785	431	11,654	1,016	10,638	18,889	2,797	16,091
Farm Service Agency: Salaries and Expenses.....	106	.....	106	936	.....	936	1,296	.....	1,296
USDA Supplemental Assistance.....	(**)	.....	(**)	2	.....	2	2	.....	2
Agricultural Disaster Relief Fund.....	(**)	.....	(**)	36	.....	36	1,730	.....	1,730
Commodity Credit Corporation .....	1,384	487	897	17,384	6,514	10,870	18,606	10,377	8,228
Tobacco Trust Fund.....	2	.....	2	849	.....	849	667	.....	667
Agricultural Credit Insurance Fund.....	6	4	2	582	115	467	272	163	109
Other .....	6	.....	6	58	.....	58	57	.....	57
<b>Total--Farm Service Agency.....</b>	<b>1,503</b>	<b>491</b>	<b>1,012</b>	<b>19,847</b>	<b>6,629</b>	<b>13,218</b>	<b>22,629</b>	<b>10,540</b>	<b>12,089</b>
Natural Resources Conservation Service: Conservation Operations .....	53	.....	53	693	.....	693	719	.....	719
Farm Security and Rural Investment Programs .....	93	.....	93	2,477	.....	2,477	2,584	.....	2,584
Other .....	14	.....	14	119	.....	119	146	.....	146
Rural Development .....	46	.....	46	81	.....	81	144	.....	144
Rural Housing Service: Rural Housing Insurance Fund .....	1,064	45	1,019	1,540	501	1,040	1,635	586	1,050
Rental Assistance Program .....	92	.....	92	1,061	.....	1,061	1,043	.....	1,043
Other .....	83	.....	83	186	.....	186	201	.....	201
Rural Utilities Service: Rural Electrification and Telecommunications Fund .....	880	85	795	2,359	2,870	-511	800	937	-137
Other .....	257	10	248	1,074	158	917	1,408	186	1,222
Foreign Agricultural Service.....	111	.....	111	1,221	.....	1,221	1,721	.....	1,721
Food and Nutrition Service: Supplemental Nutrition Assistance Program.....	6,155	.....	6,155	69,872	.....	69,872	75,694	.....	75,694
Child Nutrition Programs.....	708	.....	708	18,560	.....	18,560	18,413	.....	18,413
Special Supplemental Nutrition Program for Women, Infants, and Children (WIC) .....	517	.....	517	5,739	.....	5,739	5,983	.....	5,983
Other .....	31	.....	31	314	.....	314	386	.....	386
<b>Total--Food and Nutrition Service.....</b>	<b>7,411</b>	<b>.....</b>	<b>7,411</b>	<b>94,484</b>	<b>.....</b>	<b>94,484</b>	<b>100,476</b>	<b>.....</b>	<b>100,476</b>
Forest Service: National Forest System.....	138	.....	138	1,369	.....	1,369	1,376	.....	1,376
Capital Improvement and Maintenance .....	36	.....	36	311	.....	311	392	.....	392
Wildland Fire Management .....	402	.....	402	2,218	.....	2,218	2,235	.....	2,235
Forest Service Permanent Appropriations .....	14	.....	14	439	.....	439	429	.....	429
Other .....	98	.....	98	704	.....	704	959	.....	959
<b>Total--Forest Service.....</b>	<b>688</b>	<b>.....</b>	<b>688</b>	<b>5,042</b>	<b>.....</b>	<b>5,042</b>	<b>5,391</b>	<b>.....</b>	<b>5,391</b>
Other .....	121	4	117	816	53	763	838	40	798
Proprietary Receipts from the Public.....	.....	1,223	-1,223	.....	2,451	-2,451	.....	2,093	-2,093
Intrabudgetary Transactions .....	9	.....	9	73	.....	73	137	.....	137
<b>Total--Department of Agriculture.....</b>	<b>14,113</b>	<b>2,643</b>	<b>11,470</b>	<b>147,386</b>	<b>13,677</b>	<b>133,709</b>	<b>163,664</b>	<b>17,179</b>	<b>146,485</b>

**Table 5. Outlays of the U.S. Government, August 2014 and Other Periods —Continued**

Classification	[\$ millions]								
	This Month			Current Fiscal Year to Date			Prior Fiscal Year to Date		
	Gross Outlays	Applicable Receipts	Outlays	Gross Outlays	Applicable Receipts	Outlays	Gross Outlays	Applicable Receipts	Outlays
<b>Department of Commerce:</b>									
Economic Development Administration .....	23	(**)	23	318	(**)	317	412	1	412
Bureau of the Census .....	76	.....	76	903	.....	903	1,025	.....	1,025
International Trade Administration .....	41	.....	41	404	.....	404	393	.....	393
National Oceanic and Atmospheric Administration .....	470	1	469	4,819	149	4,670	4,804	109	4,695
National Institute of Standards and Technology .....	58	.....	58	719	.....	719	835	.....	835
National Telecommunication and Information Administration .....	17	.....	17	342	.....	342	968	.....	968
Other .....	2	10	-8	-172	94	-267	98	67	31
Proprietary Receipts from the Public .....	.....	8	-8	.....	20	-20	.....	33	-33
Intrabudgetary Transactions .....	-8	.....	-8	-15	.....	-15	1	.....	1
Offsetting Governmental Receipts .....	.....	1,221	-1,221	.....	1,223	-1,223	.....	2	-2
<b>Total--Department of Commerce .....</b>	<b>679</b>	<b>1,240</b>	<b>-561</b>	<b>7,317</b>	<b>1,487</b>	<b>5,830</b>	<b>8,535</b>	<b>212</b>	<b>8,324</b>
<b>Department of Defense--Military Programs:</b>									
<b>Military Personnel:</b>									
Department of the Army .....	7,262	.....	7,262	58,984	.....	58,984	61,488	.....	61,488
Department of the Navy .....	5,526	.....	5,526	43,762	.....	43,762	42,733	.....	42,733
Department of the Air Force .....	3,907	.....	3,907	33,420	.....	33,420	33,355	.....	33,355
Defense Agencies .....	.....	.....	.....	6,337	.....	6,337	6,791	.....	6,791
<b>Total--Military Personnel .....</b>	<b>16,695</b>	<b>.....</b>	<b>16,695</b>	<b>142,504</b>	<b>.....</b>	<b>142,504</b>	<b>144,366</b>	<b>.....</b>	<b>144,366</b>
<b>Operation and Maintenance:</b>									
Department of the Army .....	5,739	.....	5,739	64,062	.....	64,062	77,243	.....	77,243
Department of the Navy .....	5,282	.....	5,282	49,000	.....	49,000	49,745	.....	49,745
Department of the Air Force .....	5,215	.....	5,215	46,901	.....	46,901	48,343	.....	48,343
Defense Agencies .....	6,348	.....	6,348	61,885	.....	61,885	62,189	.....	62,189
<b>Total--Operation and Maintenance .....</b>	<b>22,584</b>	<b>.....</b>	<b>22,584</b>	<b>221,848</b>	<b>.....</b>	<b>221,848</b>	<b>237,520</b>	<b>.....</b>	<b>237,520</b>
<b>International Reconstruction and Other Assistance:</b>									
Department of the Army .....	.....	.....	.....	1	.....	1	4	.....	4
<b>Procurement:</b>									
Department of the Army .....	1,592	.....	1,592	20,316	.....	20,316	25,906	.....	25,906
Department of the Navy .....	3,390	.....	3,390	38,174	.....	38,174	37,192	.....	37,192
Department of the Air Force .....	2,597	.....	2,597	33,322	.....	33,322	35,424	.....	35,424
Defense Agencies .....	532	.....	532	6,458	.....	6,458	6,197	.....	6,197
<b>Total--Procurement .....</b>	<b>8,111</b>	<b>.....</b>	<b>8,111</b>	<b>98,270</b>	<b>.....</b>	<b>98,270</b>	<b>104,719</b>	<b>.....</b>	<b>104,719</b>
<b>Research, Development, Test, and Evaluation:</b>									
Department of the Army .....	511	.....	511	7,234	.....	7,234	7,553	.....	7,553
Department of the Navy .....	1,261	.....	1,261	14,007	.....	14,007	14,127	.....	14,127
Department of the Air Force .....	2,010	.....	2,010	20,526	.....	20,526	21,529	.....	21,529
Defense Agencies .....	1,505	.....	1,505	16,282	.....	16,282	16,332	.....	16,332
<b>Total--Research, Development, Test, and Evaluation .....</b>	<b>5,288</b>	<b>.....</b>	<b>5,288</b>	<b>58,048</b>	<b>.....</b>	<b>58,048</b>	<b>59,541</b>	<b>.....</b>	<b>59,541</b>
<b>Military Construction:</b>									
Department of the Army .....	237	.....	237	2,809	.....	2,809	3,797	.....	3,797
Department of the Navy .....	132	.....	132	1,782	.....	1,782	2,368	.....	2,368
Department of the Air Force .....	85	.....	85	1,043	.....	1,043	1,333	.....	1,333
Defense Agencies .....	371	.....	371	3,275	.....	3,275	3,676	.....	3,676
<b>Total--Military Construction .....</b>	<b>825</b>	<b>.....</b>	<b>825</b>	<b>8,909</b>	<b>.....</b>	<b>8,909</b>	<b>11,174</b>	<b>.....</b>	<b>11,174</b>
<b>Family Housing:</b>									
Department of the Army .....	30	.....	30	396	.....	396	403	.....	403
Department of the Navy .....	38	.....	38	321	.....	321	389	.....	389
Department of the Air Force .....	48	.....	48	390	.....	390	600	.....	600
Defense Agencies .....	14	1	13	124	23	102	349	81	268
<b>Revolving and Management Funds:</b>									
Department of the Navy .....	-23	.....	-23	804	.....	804	1,154	.....	1,154
<b>Defense Agencies:</b>									
Working Capital Fund .....	513	.....	513	1,513	.....	1,513	1,702	.....	1,702
Other .....	-63	.....	-63	75	.....	75	187	.....	187
<b>Allowances .....</b>	<b>-2</b>	<b>.....</b>	<b>-2</b>	<b>44</b>	<b>.....</b>	<b>44</b>	<b>-30</b>	<b>.....</b>	<b>-30</b>
<b>Trust Funds:</b>									
Department of the Army .....	1	.....	1	8	.....	8	8	.....	8
Department of the Navy .....	1	.....	1	20	.....	20	20	.....	20
Department of the Air Force .....	(**)	(**)	(**)	4	(**)	4	3	.....	3
Defense Agencies .....	25	.....	25	205	.....	205	310	.....	310
<b>Proprietary Receipts from the Public:</b>									
Department of the Army .....	.....	560	-560	.....	1,024	-1,024	.....	984	-984
Department of the Navy .....	.....	9	-9	.....	106	-106	.....	103	-103
Department of the Air Force .....	.....	-14	14	.....	91	-91	.....	67	-67
Defense Agencies .....	.....	324	-324	.....	1,502	-1,502	.....	925	-925
<b>Intrabudgetary Transactions:</b>									
Department of the Army .....	-57	.....	-57	-64	.....	-64	-441	.....	-441
Department of the Navy .....	-158	.....	-158	-216	.....	-216	78	.....	78
Department of the Air Force .....	-39	.....	-39	-79	.....	-79	20	.....	20
Defense Agencies .....	-20	.....	-20	471	.....	471	28	.....	28
<b>Offsetting Governmental Receipts:</b>									
Department of the Army .....	.....	(**)	(**)	.....	1	-1	.....	(**)	(**)
<b>Total--Department of Defense--Military Programs .....</b>	<b>53,810</b>	<b>879</b>	<b>52,930</b>	<b>533,597</b>	<b>2,747</b>	<b>530,850</b>	<b>562,101</b>	<b>2,159</b>	<b>559,942</b>



**Table 5. Outlays of the U.S. Government, August 2014 and Other Periods —Continued**

Classification	[\$ millions]								
	This Month			Current Fiscal Year to Date			Prior Fiscal Year to Date		
	Gross Outlays	Applicable Receipts	Outlays	Gross Outlays	Applicable Receipts	Outlays	Gross Outlays	Applicable Receipts	Outlays
<b>Department of Education:</b>									
Office of Elementary and Secondary Education:									
Accelerating Achievement and Ensuring Equity.....	1,389	.....	1,389	14,712	.....	14,712	15,873	.....	15,873
Impact Aid.....	22	.....	22	1,133	.....	1,133	1,340	.....	1,340
Education Improvement Programs.....	317	.....	317	4,021	.....	4,021	4,369	.....	4,369
State Fiscal Stabilization Fund, Recovery Act.....	93	.....	93	1,268	.....	1,268	1,167	.....	1,167
Other.....	26	.....	26	357	.....	357	633	.....	633
<b>Total—Office of Elementary and Secondary Education .....</b>	<b>1,846</b>	<b>.....</b>	<b>1,846</b>	<b>21,490</b>	<b>.....</b>	<b>21,490</b>	<b>23,382</b>	<b>.....</b>	<b>23,382</b>
Office of Innovation and Improvement .....	114	.....	114	1,107	.....	1,107	942	.....	942
Office of English Language Acquisition.....	42	.....	42	662	.....	662	660	.....	660
Office of Special Education and Rehabilitative Services:									
Special Education.....	720	.....	720	11,575	.....	11,575	11,404	.....	11,404
Rehabilitation Services and Disability Research .....	267	.....	267	3,029	.....	3,029	3,198	.....	3,198
Special Institutions for Persons with Disabilities .....	10	.....	10	192	.....	192	182	.....	182
Office of Vocational and Adult Education.....	157	.....	157	1,549	.....	1,549	1,642	.....	1,642
Office of Postsecondary Education:									
Higher Education.....	174	.....	174	1,980	.....	1,980	2,118	.....	2,118
Other.....	20	(**)	20	237	11	226	215	17	198
<b>Total—Office of Postsecondary Education .....</b>	<b>195</b>	<b>(**)</b>	<b>194</b>	<b>2,217</b>	<b>11</b>	<b>2,206</b>	<b>2,333</b>	<b>17</b>	<b>2,316</b>
Office of Federal Student Aid:									
Student Financial Assistance.....	3,329	.....	3,329	26,916	.....	26,916	27,797	.....	27,797
Student Aid Administration.....	93	.....	93	1,181	.....	1,181	1,213	.....	1,213
Federal Student Loan Reserve Fund.....	.....	.....	.....	166	.....	166	179	.....	179
Federal Direct Student Loans.....	.....	.....	.....	16,254	.....	16,254	3,274	.....	3,274
Federal Family Education Loans.....	-16	.....	-16	2,038	.....	2,038	2,751	.....	2,751
Other.....	5	1	4	17	2	15	10	.....	10
<b>Total—Office of Federal Student Aid.....</b>	<b>3,412</b>	<b>1</b>	<b>3,410</b>	<b>46,573</b>	<b>2</b>	<b>46,570</b>	<b>35,223</b>	<b>.....</b>	<b>35,223</b>
Institute of Education Sciences.....	64	.....	64	587	.....	587	706	.....	706
Departmental Management .....	47	.....	47	520	.....	520	533	.....	533
Other.....	(*)	.....	(**)	2	.....	2	6	.....	6
Proprietary Receipts from the Public.....	.....	-11	11	.....	31,266	-31,266	.....	41,326	-41,326
Intrabudgetary Transactions .....	-58	.....	-58	-26	.....	-26	-142	.....	-142
<b>Total—Department of Education .....</b>	<b>6,816</b>	<b>-10</b>	<b>6,825</b>	<b>89,477</b>	<b>31,280</b>	<b>58,197</b>	<b>80,067</b>	<b>41,342</b>	<b>38,725</b>
<b>Department of Energy:</b>									
National Nuclear Security Administration:									
Naval Reactors.....	66	.....	66	931	.....	931	944	.....	944
Weapons Activities.....	522	.....	522	6,667	.....	6,667	6,506	.....	6,506
Defense Nuclear Nonproliferation.....	146	.....	146	1,713	.....	1,713	2,034	.....	2,034
Other.....	24	.....	24	329	.....	329	370	.....	370
Environmental and Other Defense Activities:									
Defense Environmental Cleanup.....	352	.....	352	4,315	.....	4,315	4,373	.....	4,373
Other Defense Activities.....	53	.....	53	637	.....	637	645	.....	645
Defense Nuclear Waste Disposal.....	(*)	.....	(**)	3	.....	3	5	.....	5
Energy Programs:									
Science.....	447	.....	447	4,571	.....	4,571	4,724	.....	4,724
Energy Supply.....	103	.....	103	1,258	.....	1,258	1,658	.....	1,658
Energy Efficiency and Renewable Energy.....	162	.....	162	1,881	.....	1,881	2,776	.....	2,776
Fossil Energy Research and Development.....	83	.....	83	831	.....	831	821	.....	821
Uranium Enrichment Decontamination and Decommissioning Fund.....	41	.....	41	380	.....	380	391	.....	391
Advanced Technology Vehicles Manufacturing Loan Program.....	(**)	.....	(**)	18	.....	18	123	.....	123
Title 17 Innovative Technology Loan Guarantee Program.....	20	.....	20	201	.....	201	468	.....	468
Other.....	-107	1	-108	632	55	577	653	51	602
<b>Total—Energy Programs.....</b>	<b>750</b>	<b>1</b>	<b>749</b>	<b>9,771</b>	<b>55</b>	<b>9,716</b>	<b>11,612</b>	<b>51</b>	<b>11,561</b>
Power Marketing Administration.....	76	318	-241	3,371	3,590	-219	3,563	3,659	-97
Departmental Administration.....	35	.....	35	141	.....	141	159	.....	159
Proprietary Receipts from the Public.....	.....	-106	106	.....	1,829	-1,829	.....	2,516	-2,516
Intrabudgetary Transactions .....	-151	.....	-151	-1,414	.....	-1,414	-1,410	.....	-1,410
<b>Total—Department of Energy.....</b>	<b>1,873</b>	<b>212</b>	<b>1,661</b>	<b>26,464</b>	<b>5,474</b>	<b>20,990</b>	<b>28,803</b>	<b>6,226</b>	<b>22,576</b>

**Table 5. Outlays of the U.S. Government, August 2014 and Other Periods —Continued**

Classification	[\$ millions]								
	This Month			Current Fiscal Year to Date			Prior Fiscal Year to Date		
	Gross Outlays	Applicable Receipts	Outlays	Gross Outlays	Applicable Receipts	Outlays	Gross Outlays	Applicable Receipts	Outlays
<b>Department of Health and Human Services:</b>									
Food and Drug Administration .....	361	1	360	2,297	8	2,289	1,781	8	1,773
Health Resources and Services Administration .....	742	.....	742	8,169	6	8,163	7,867	8	7,860
Indian Health Service.....	242	.....	242	4,307	.....	4,307	4,052	.....	4,052
Centers for Disease Control and Prevention.....	530	.....	530	5,652	.....	5,652	5,945	.....	5,945
National Institutes of Health.....	2,558	.....	2,558	27,427	.....	27,427	28,140	.....	28,140
Substance Abuse and Mental Health Services Administration.....	289	.....	289	3,003	.....	3,003	3,038	.....	3,038
Agency for Healthcare Research and Quality.....	9	.....	9	52	.....	52	314	.....	314
Centers for Medicare and Medicaid Services:									
Grants to States for Medicaid .....	23,474	.....	23,474	273,019	.....	273,019	244,083	.....	244,083
Payments to Health Care Trust Funds.....	20,771	.....	20,771	241,360	.....	241,360	223,531	.....	223,531
Children's Health Insurance Fund.....	954	.....	954	8,931	.....	8,931	8,320	.....	8,320
State Grants and Demonstrations.....	41	.....	41	458	.....	458	491	.....	491
Federal Hospital Insurance Trust Fund:									
Benefit Payments.....	23,223	.....	23,223	239,862	.....	239,862	251,265	.....	251,265
Administrative Expenses.....	259	.....	259	6,687	.....	6,687	6,226	.....	6,226
Total--FHI Trust Fund .....	23,482	.....	23,482	246,550	.....	246,550	257,491	.....	257,491
Health Care Fraud and Abuse Control.....	91	.....	91	1,226	.....	1,226	1,419	.....	1,419
Federal Supplementary Medical Insurance Trust Fund:									
Benefit Payments.....	23,917	.....	23,917	233,746	.....	233,746	230,241	.....	230,241
Administrative Expenses.....	252	.....	252	5,618	.....	5,618	5,519	.....	5,519
Medicare Prescription Drugs:									
Benefit Payments.....	5,844	.....	5,844	59,268	.....	59,268	61,452	.....	61,452
Administrative Expenses.....	31	.....	31	364	.....	364	349	.....	349
Total--FSMI Trust Fund.....	30,045	.....	30,045	298,997	.....	298,997	297,560	.....	297,560
Other .....	375	.....	375	3,412	.....	3,412	3,665	.....	3,665
Total--Centers for Medicare and Medicaid Services .....	99,233	.....	99,233	1,073,952	.....	1,073,952	1,036,561	.....	1,036,561
Administration for Children and Families:									
Temporary Assistance for Needy Families.....	1,184	.....	1,184	14,636	.....	14,636	15,666	.....	15,666
Contingency Fund.....	15	.....	15	559	.....	559	658	.....	658
Payments to States for Child Support Enforcement and Family Support Programs .....	261	.....	261	3,087	.....	3,087	2,935	.....	2,935
Low Income Home Energy Assistance .....	133	.....	133	3,366	.....	3,366	3,327	.....	3,327
Refugee and Entrant Assistance.....	150	.....	150	1,151	.....	1,151	907	.....	907
Child Care Entitlement to States.....	217	.....	217	2,539	.....	2,539	2,676	.....	2,676
Payments to States for the Child Care and Development Block Grant.....	183	.....	183	1,999	.....	1,999	2,025	.....	2,025
Social Services Block Grant.....	140	.....	140	1,568	.....	1,568	1,766	.....	1,766
Children and Families Services Programs .....	751	.....	751	8,569	.....	8,569	8,865	.....	8,865
Payments to States for Foster Care and Adoption Assistance.....	569	.....	569	6,278	.....	6,278	6,287	.....	6,287
Other .....	50	.....	50	516	.....	516	553	.....	553
Total--Administration for Children and Families .....	3,654	.....	3,654	44,268	.....	44,268	45,665	.....	45,665
Administration on Aging.....	113	.....	113	1,314	.....	1,314	1,312	.....	1,312
Departmental Management .....	249	.....	249	2,654	.....	2,654	2,877	.....	2,877
Other .....	125	.....	125	714	.....	714	570	.....	570
Proprietary Receipts from the Public.....	.....	7,325	-7,325	.....	79,822	-79,822	.....	81,965	-81,965
Intrabudgetary Transactions:									
Payments for Health Insurance for the Aged:									
Federal Supplementary Medical Insurance Trust Fund.....	-20,769	.....	-20,769	-224,799	.....	-224,799	-211,473	.....	-211,473
Payments for Tax and Other Credits:									
Federal Hospital Insurance Trust Fund.....	-3	.....	-3	-16,560	.....	-16,560	-12,032	.....	-12,032
Other .....	-29	.....	-29	843	.....	843	258	.....	258
Total--Department of Health and Human Services.....	87,306	7,326	79,980	933,291	79,836	853,455	914,875	81,981	832,894
<b>Department of Homeland Security:</b>									
Departmental Management and Operations .....	114	.....	114	885	.....	885	1,127	.....	1,127
Citizenship and Immigration Services .....	245	.....	245	2,620	.....	2,620	2,544	.....	2,544
United States Secret Service.....	145	.....	145	1,615	.....	1,615	1,627	.....	1,627
Transportation Security Administration .....	313	.....	313	4,886	390	4,496	4,929	.....	4,929
Immigration and Customs Enforcement.....	501	.....	501	4,950	.....	4,950	5,093	.....	5,093
Customs and Border Protection.....	929	.....	929	10,500	.....	10,500	10,776	.....	10,776
United States Coast Guard.....	962	.....	962	9,616	.....	9,616	9,652	3	9,650
National Protection and Programs Directorate.....	85	.....	85	1,181	.....	1,181	1,251	.....	1,251
Federal Emergency Management Agency:									
State and Local Programs .....	278	.....	278	2,526	.....	2,526	3,412	.....	3,412
Firefighter Assistance Grants.....	57	.....	57	588	.....	588	670	.....	670
Disaster Relief .....	926	.....	926	5,627	.....	5,627	8,726	.....	8,726
National Flood Insurance Fund.....	66	211	-145	909	2,130	-1,221	8,545	1,584	6,960
Other .....	107	.....	107	1,169	.....	1,169	1,221	.....	1,221
Total--Federal Emergency Management Agency.....	1,434	211	1,222	10,820	2,130	8,690	22,573	1,584	20,989
Science and Technology.....	89	.....	89	681	.....	681	524	.....	524
Domestic Nuclear Detection Office .....	29	.....	29	280	.....	280	265	.....	265
Other .....	37	.....	37	339	.....	339	395	.....	395
Proprietary Receipts from the Public.....	.....	24	-24	.....	239	-239	.....	190	-190
Intrabudgetary Transactions .....	63	.....	63	47	.....	47	46	.....	46
Offsetting Governmental Receipts.....	.....	803	-803	.....	6,979	-6,979	.....	6,753	-6,753
Total--Department of Homeland Security .....	4,946	1,039	3,908	48,418	9,738	38,680	60,802	8,530	52,272

**Table 5. Outlays of the U.S. Government, August 2014 and Other Periods —Continued**

Classification	[\$ millions]								
	This Month			Current Fiscal Year to Date			Prior Fiscal Year to Date		
	Gross Outlays	Applicable Receipts	Outlays	Gross Outlays	Applicable Receipts	Outlays	Gross Outlays	Applicable Receipts	Outlays
<b>Department of Housing and Urban Development:</b>									
Public and Indian Housing Programs:									
Tenant Based Rental Assistance.....	1,580	.....	1,580	16,779	.....	16,779	16,549	.....	16,549
Housing Certificate Fund.....	28	.....	28	320	.....	320	446	.....	446
Project-Based Rental Assistance.....	834	.....	834	8,993	.....	8,993	8,629	.....	8,629
Public Housing Capital Fund.....	158	.....	158	1,973	.....	1,973	1,934	.....	1,934
Public Housing Operating Fund.....	370	.....	370	3,910	.....	3,910	3,728	.....	3,728
Revitalization of Severely Distressed Public Housing (Hope VI).....	7	.....	7	90	.....	90	140	.....	140
Native American Housing Block Grant.....	47	.....	47	662	.....	662	655	.....	655
Other.....	1	.....	1	152	.....	152	17	.....	17
<b>Total--Public and Indian Housing Programs.....</b>	<b>3,025</b>	<b>.....</b>	<b>3,025</b>	<b>32,879</b>	<b>.....</b>	<b>32,879</b>	<b>32,097</b>	<b>.....</b>	<b>32,097</b>
Community Planning and Development:									
Housing Opportunities for Persons with AIDS.....	26	.....	26	279	.....	279	286	.....	286
Community Development Fund.....	533	.....	533	5,866	.....	5,866	5,277	.....	5,277
Home Investment Partnership Program.....	94	.....	94	1,118	.....	1,118	1,316	.....	1,316
Neighborhood Stabilization Program.....	11	.....	11	293	.....	293	761	.....	761
Homeless Assistance Grants.....	155	.....	155	1,714	.....	1,714	1,585	.....	1,585
Other.....	11	.....	11	93	(**)	93	96	(**)	96
<b>Total--Community Planning and Development.....</b>	<b>829</b>	<b>.....</b>	<b>829</b>	<b>9,364</b>	<b>(**)</b>	<b>9,364</b>	<b>9,322</b>	<b>(**)</b>	<b>9,322</b>
Housing Programs:									
Credit Accounts:									
FHA-Mutual Mortgage Insurance Fund, Program Account.....	7	.....	7	5,861	.....	5,861	97	.....	97
FHA-Mutual Mortgage Insurance Capital Reserve Account.....	-877	.....	-877	-12,466	.....	-12,466	-16,071	.....	-16,071
FHA-Mutual Mortgage and Cooperative Housing Insurance Fund, Liquidating Account.....	2	1	1	20	16	4	33	18	15
FHA-General and Special Risk Fund, Program Account.....	.....	.....	.....	210	.....	210	5,682	.....	5,682
FHA-General and Special Risk Fund, Liquidating Account.....	3	7	-4	40	193	-153	78	202	-124
Housing for the Elderly or Handicapped Fund, Liquidating Account.....	(**)	41	-41	(**)	444	-444	1	545	-544
Home Ownership Preservation Equity Fund.....	.....	.....	.....	.....	.....	.....	-1	.....	-1
Housing for the Elderly.....	69	.....	69	812	.....	812	780	.....	780
Housing for Persons with Disabilities.....	16	.....	16	205	.....	205	195	.....	195
Other Assisted Housing Programs.....	27	.....	27	305	.....	305	360	.....	360
Other.....	1	4	-3	61	43	18	100	39	61
<b>Total--Housing Programs.....</b>	<b>-752</b>	<b>52</b>	<b>-804</b>	<b>-4,954</b>	<b>696</b>	<b>-5,649</b>	<b>-8,746</b>	<b>805</b>	<b>-9,550</b>
Government National Mortgage Association:									
Guarantees of Mortgage-Backed Securities.....	54	(**)	54	69	51	18	212	44	168
Management and Administration.....	135	.....	135	1,556	.....	1,556	1,602	.....	1,602
Other.....	15	.....	15	212	.....	212	222	.....	222
Proprietary Receipts from the Public:									
FHA-General and Special Risk Fund.....	.....	58	-58	.....	2,618	-2,618	.....	1,277	-1,277
Other.....	.....	3	-3	.....	25	-25	.....	16	-16
Intrabudgetary Transactions.....	-2	.....	-2	-13	.....	-13	-20	.....	-20
Offsetting Governmental Receipts.....	.....	(**)	(**)	.....	3	-3	.....	3	-3
<b>Total--Department of Housing and Urban Development.....</b>	<b>3,304</b>	<b>114</b>	<b>3,190</b>	<b>39,113</b>	<b>3,393</b>	<b>35,719</b>	<b>34,690</b>	<b>2,145</b>	<b>32,545</b>
<b>Department of the Interior:</b>									
Land and Minerals Management:									
Bureau of Land Management:									
Management of Lands and Resources.....	44	.....	44	820	.....	820	818	.....	818
Other.....	30	14	16	406	122	284	477	171	305
Bureau of Ocean Energy Management, Regulation and Enforcement.....									
Office of Surface Mining Reclamation and Enforcement.....	41	.....	41	527	.....	527	663	.....	663
<b>Total--Land and Minerals Management.....</b>	<b>122</b>	<b>14</b>	<b>108</b>	<b>1,783</b>	<b>122</b>	<b>1,661</b>	<b>1,936</b>	<b>171</b>	<b>1,764</b>
Water and Science:									
Bureau of Reclamation:									
Water and Related Resources.....	59	.....	59	698	.....	698	744	.....	744
Other.....	42	44	-1	898	304	593	599	315	284
United States Geological Survey.....	94	.....	94	965	.....	965	942	.....	942
Other.....	1	.....	1	13	.....	13	23	.....	23
<b>Total--Water and Science.....</b>	<b>196</b>	<b>44</b>	<b>153</b>	<b>2,573</b>	<b>304</b>	<b>2,269</b>	<b>2,308</b>	<b>315</b>	<b>1,993</b>
Fish and Wildlife and Parks:									
United States Fish and Wildlife Service.....	201	.....	201	2,394	.....	2,394	2,403	.....	2,403
National Park Service.....	260	.....	260	2,558	.....	2,558	2,654	.....	2,654
<b>Total--Fish and Wildlife and Parks.....</b>	<b>461</b>	<b>.....</b>	<b>461</b>	<b>4,952</b>	<b>.....</b>	<b>4,952</b>	<b>5,057</b>	<b>.....</b>	<b>5,057</b>
Bureau of Indian Affairs and Departmental Offices:									
Bureau of Indian Education.....	304	(**)	304	2,477	1	2,476	2,249	1	2,248
Mineral Leasing and Associated Payments.....									
Other.....	196	.....	196	1,980	.....	1,980	1,721	.....	1,721
Insular Affairs.....	29	.....	29	282	.....	282	276	.....	276
Office of the Special Trustee for American Indians.....	19	.....	19	344	.....	344	360	.....	360
Department-Wide Programs.....	9	.....	9	190	.....	190	543	.....	543
Other.....	93	.....	93	1,166	.....	1,166	1,389	.....	1,389
Proprietary Receipts from the Public.....	26	.....	26	163	.....	163	194	.....	194
Intrabudgetary Transactions.....	.....	544	-544	.....	5,233	-5,233	.....	4,992	-4,992
<b>Total--Department of the Interior.....</b>	<b>-42</b>	<b>.....</b>	<b>-42</b>	<b>-209</b>	<b>.....</b>	<b>-209</b>	<b>-2,099</b>	<b>.....</b>	<b>-2,099</b>
<b>Total--Department of the Interior.....</b>	<b>1,412</b>	<b>602</b>	<b>810</b>	<b>15,701</b>	<b>5,659</b>	<b>10,042</b>	<b>13,934</b>	<b>5,479</b>	<b>8,455</b>

**Table 5. Outlays of the U.S. Government, August 2014 and Other Periods —Continued**

Classification	[\$ millions]								
	This Month			Current Fiscal Year to Date			Prior Fiscal Year to Date		
	Gross Outlays	Applicable Receipts	Outlays	Gross Outlays	Applicable Receipts	Outlays	Gross Outlays	Applicable Receipts	Outlays
<b>Department of Justice:</b>									
General Administration .....	-186	.....	-186	205	.....	205	711	.....	711
Legal Activities and United States Marshals:									
General Legal Activities .....	82	.....	82	737	.....	737	722	.....	722
United States Attorneys .....	158	.....	158	1,651	.....	1,651	1,754	.....	1,754
United States Marshals Service .....	91	.....	91	989	.....	989	1,149	.....	1,149
Assets Forfeiture Fund .....	106	.....	106	1,196	.....	1,196	1,135	.....	1,135
Other .....	137	.....	137	1,722	.....	1,722	1,624	.....	1,624
Federal Bureau of Investigation .....	650	.....	650	6,870	.....	6,870	7,326	.....	7,326
Drug Enforcement Administration .....	196	.....	196	2,026	.....	2,026	2,107	.....	2,107
Bureau of Alcohol, Tobacco, Firearms, and Explosives .....	90	.....	90	991	.....	991	1,037	.....	1,037
Federal Prison System .....	603	31	572	6,362	344	6,018	6,447	345	6,102
Office of Justice Programs:									
State and Local Law Enforcement Assistance .....	62	.....	62	1,075	.....	1,075	1,219	.....	1,219
Community Oriented Policing Services .....	28	.....	28	280	.....	280	487	.....	487
Crime Victims Fund .....	54	.....	54	623	.....	623	660	.....	660
Other .....	86	.....	86	849	.....	849	883	.....	883
Other .....	65	.....	65	708	.....	708	778	.....	778
Proprietary Receipts from the Public .....	.....	40	-40	.....	6,123	-6,123	.....	227	-227
Intrabudgetary Transactions .....	350	.....	350	436	.....	436	173	.....	173
Offsetting Governmental Receipts .....	.....	51	-51	.....	497	-497	.....	513	-513
<b>Total--Department of Justice .....</b>	<b>2,572</b>	<b>122</b>	<b>2,450</b>	<b>26,720</b>	<b>6,964</b>	<b>19,757</b>	<b>28,211</b>	<b>1,085</b>	<b>27,125</b>
<b>Department of Labor:</b>									
Employment and Training Administration:									
Training and Employment Services .....	256	.....	256	2,846	.....	2,846	3,218	.....	3,218
Office of Job Corps .....	100	.....	100	1,420	.....	1,420	1,444	.....	1,444
Community Service Employment for Older Americans .....	33	.....	33	382	.....	382	405	.....	405
Federal Unemployment Benefits and Allowances .....	44	.....	44	490	.....	490	432	.....	432
Federal Additional Unemployment Compensation Program-Recovery Act .....	(**)	.....	(**)	-9	.....	-9	-16	.....	-16
State Unemployment Insurance and Employment Service Operations .....	15	.....	15	317	.....	317	-33	.....	-33
Payments to the Unemployment Trust Fund .....	.....	.....	.....	5,028	.....	5,028	31,479	.....	31,479
Advances to the Unemployment Trust Fund and Other Funds .....	.....	.....	.....	610	.....	610	.....	.....	.....
Program Administration .....	8	.....	8	82	.....	82	88	.....	88
Unemployment Trust Fund:									
Federal-State Unemployment Insurance:									
State Unemployment Benefits .....	2,556	.....	2,556	39,650	.....	39,650	63,164	.....	63,164
State Administrative Expenses .....	314	.....	314	3,437	.....	3,437	4,070	.....	4,070
Federal Administrative Expenses .....	16	.....	16	385	.....	385	372	.....	372
Other .....	38	.....	38	255	.....	255	205	.....	205
<b>Total--Unemployment Trust Fund .....</b>	<b>2,924</b>	<b>.....</b>	<b>2,924</b>	<b>43,728</b>	<b>.....</b>	<b>43,728</b>	<b>67,811</b>	<b>.....</b>	<b>67,811</b>
Other .....	41	.....	41	-107	.....	-107	309	.....	309
<b>Total--Employment and Training Administration .....</b>	<b>3,421</b>	<b>.....</b>	<b>3,421</b>	<b>54,787</b>	<b>.....</b>	<b>54,787</b>	<b>105,138</b>	<b>.....</b>	<b>105,138</b>

**Table 5. Outlays of the U.S. Government, August 2014 and Other Periods —Continued**

Classification	[\$ millions]								
	This Month			Current Fiscal Year to Date			Prior Fiscal Year to Date		
	Gross Outlays	Applicable Receipts	Outlays	Gross Outlays	Applicable Receipts	Outlays	Gross Outlays	Applicable Receipts	Outlays
<b>Department of Labor:—Continued</b>									
Pension Benefit Guaranty Corporation .....	505	649	-143	5,492	5,428	65	5,400	6,183	-783
Employment Standards Administration .....	(**)	.....	(**)	-2	.....	-2	3	.....	3
Office of Workers' Compensation Programs:									
Special Benefits .....	163	.....	163	-165	.....	-165	-155	.....	-155
Energy Employees Occupational									
Illness Compensation Fund .....	88	.....	88	974	.....	974	1,166	.....	1,166
Special Benefits for Disabled Coal Miners .....	11	.....	11	119	.....	119	136	.....	136
Black Lung Disability Trust Fund.....	17	.....	17	203	.....	203	213	.....	213
Other .....	29	.....	29	321	.....	321	337	.....	337
Wage and Hour Division .....	25	.....	25	241	.....	241	256	.....	256
Occupational Safety and Health Administration .....	45	.....	45	478	.....	478	502	.....	502
Mine Safety and Health Administration .....	33	.....	33	320	.....	320	329	.....	329
Bureau of Labor Statistics.....	46	.....	46	465	.....	465	483	.....	483
Departmental Management .....	37	.....	37	430	.....	430	459	.....	459
Other .....	29	.....	29	278	.....	278	293	.....	293
Proprietary Receipts from the Public.....	.....	(**)	(**)	.....	8	-8	.....	14	-14
Intrabudgetary Transactions .....	-57	.....	-57	-5,984	.....	-5,984	-32,433	.....	-32,433
<b>Total--Department of Labor.....</b>	<b>4,392</b>	<b>649</b>	<b>3,743</b>	<b>57,957</b>	<b>5,435</b>	<b>52,521</b>	<b>82,127</b>	<b>6,196</b>	<b>75,930</b>
<b>Department of State:</b>									
Administration of Foreign Affairs:									
Diplomatic and Consular Programs .....	145	.....	145	7,471	.....	7,471	7,265	.....	7,265
Educational and Cultural Exchange Programs.....	44	.....	44	537	.....	537	565	.....	565
Embassy Security, Construction, and Maintenance .....	171	.....	171	1,642	.....	1,642	1,843	.....	1,843
Payment to Foreign Service Retirement and	.....	.....	.....	159	.....	159	333	.....	333
Disability Fund .....	.....	.....	.....	159	.....	159	333	.....	333
Foreign Service Retirement and Disability Fund .....	75	.....	75	839	.....	839	819	.....	819
Other .....	15	.....	15	-490	.....	-490	76	.....	76
<b>Total--Administration of Foreign Affairs.....</b>	<b>449</b>	<b>.....</b>	<b>449</b>	<b>10,158</b>	<b>.....</b>	<b>10,158</b>	<b>10,901</b>	<b>.....</b>	<b>10,901</b>
International Organizations and Conferences .....	2	.....	2	1,664	.....	1,664	1,457	.....	1,457
Global Health and Child Survival .....	544	.....	544	6,712	.....	6,712	6,247	.....	6,247
Migration and Refugee Assistance .....	269	.....	269	2,677	.....	2,677	1,812	.....	1,812
International Narcotics Control and Law Enforcement .....	112	.....	112	1,166	.....	1,166	1,270	.....	1,270
Andean Counterdrug Programs .....	5	.....	5	33	.....	33	73	.....	73
Other .....	34	.....	34	388	.....	388	382	.....	382
Proprietary Receipts from the Public.....	.....	8	-8	.....	51	-51	.....	17	-17
Intrabudgetary Transactions .....	97	.....	97	-173	.....	-173	-352	.....	-352
<b>Total--Department of State.....</b>	<b>1,513</b>	<b>8</b>	<b>1,505</b>	<b>22,624</b>	<b>51</b>	<b>22,573</b>	<b>21,790</b>	<b>17</b>	<b>21,774</b>
<b>Department of Transportation:</b>									
Office of the Secretary .....	100	.....	100	724	.....	724	898	.....	898
Federal Aviation Administration:									
Operations .....	41	.....	41	2,060	.....	2,060	3,568	.....	3,568
Airport and Airway Trust Fund:									
Grants-In-Aid for Airports .....	266	.....	266	2,873	.....	2,873	3,307	.....	3,307
Facilities and Equipment .....	204	.....	204	2,430	.....	2,430	2,457	.....	2,457
Research, Engineering, and Development.....	17	.....	17	131	.....	131	132	.....	132
Trust Fund Share of FAA Operations .....	695	.....	695	6,495	.....	6,495	4,796	.....	4,796
<b>Total--Airport and Airway Trust Fund.....</b>	<b>1,182</b>	<b>.....</b>	<b>1,182</b>	<b>11,929</b>	<b>.....</b>	<b>11,929</b>	<b>10,692</b>	<b>.....</b>	<b>10,692</b>
Other .....	5	-25	30	-30	158	-188	7	189	-182
<b>Total--Federal Aviation Administration .....</b>	<b>1,228</b>	<b>-25</b>	<b>1,253</b>	<b>13,960</b>	<b>158</b>	<b>13,802</b>	<b>14,267</b>	<b>189</b>	<b>14,078</b>
Federal Highway Administration:									
Highway Trust Fund:									
Federal-Aid Highways.....	4,393	.....	4,393	37,543	.....	37,543	36,671	.....	36,671
Other.....	(**)	.....	(**)	8	3	5	18	16	2
Highway Infrastructure Investment, Recovery Act.....	10	.....	10	148	.....	148	953	.....	953
Other Programs .....	10,238	.....	10,238	22,699	.....	22,699	6,885	.....	6,885
<b>Total--Federal Highway Administration .....</b>	<b>14,641</b>	<b>.....</b>	<b>14,641</b>	<b>60,398</b>	<b>3</b>	<b>60,396</b>	<b>44,527</b>	<b>16</b>	<b>44,511</b>
Federal Motor Carrier Safety Administration .....	46	.....	46	490	.....	490	504	.....	504
National Highway Traffic Safety Administration .....	69	.....	69	777	.....	777	676	.....	676
Federal Railroad Administration:									
Operating Subsidy Grants to the National Railroad									
Passenger Corporation .....	.....	.....	.....	340	.....	340	442	.....	442
Capital and Debt Service Grants to the									
National Railroad Passenger Corporation.....	149	.....	149	831	.....	831	841	.....	841
Capital Assistance for High Speed Rail Corridors									
and Intercity Passenger Rail Service .....	78	.....	78	907	.....	907	464	.....	464
Other .....	41	.....	41	478	(**)	478	510	(**)	510
<b>Total--Federal Railroad Administration.....</b>	<b>268</b>	<b>.....</b>	<b>268</b>	<b>2,556</b>	<b>(**)</b>	<b>2,556</b>	<b>2,256</b>	<b>(**)</b>	<b>2,256</b>

**Table 5. Outlays of the U.S. Government, August 2014 and Other Periods —Continued**

Classification	This Month			Current Fiscal Year to Date			Prior Fiscal Year to Date		
	Gross Outlays	Applicable Receipts	Outlays	Gross Outlays	Applicable Receipts	Outlays	Gross Outlays	Applicable Receipts	Outlays
<b>Department of Transportation:—Continued</b>									
Federal Transit Administration:									
Formula Grants.....	3	.....	3	92	.....	92	118	.....	118
Capital Investment Grants.....	158	.....	158	1,821	.....	1,821	1,925	.....	1,925
Transit Formula Grants.....	966	.....	966	8,149	.....	8,149	7,010	.....	7,010
Transit Capital Assistance, Recovery Act.....	22	.....	22	162	.....	162	605	.....	605
Other.....	76	.....	76	713	.....	713	540	.....	540
Total—Federal Transit Administration.....	1,224	.....	1,224	10,938	.....	10,938	10,197	.....	10,197
Maritime Administration.....	69	(**)	69	331	7	324	332	14	317
Other.....	25	4	21	355	28	328	366	28	338
Proprietary Receipts from the Public.....	.....	204	-204	.....	271	-271	.....	200	-200
Intrabudgetary Transactions:									
Payment from the General Fund, Highway Trust Fund.....	-10,765	.....	-10,765	-22,458	.....	-22,458	-5,884	.....	-5,884
Other.....	(**)	.....	(**)	-2	.....	-2	-1	.....	-1
Offsetting Governmental Receipts.....	.....	(**)	(**)	.....	100	-100	.....	86	-86
<b>Total—Department of Transportation.....</b>	<b>6,904</b>	<b>183</b>	<b>6,722</b>	<b>68,071</b>	<b>567</b>	<b>67,504</b>	<b>68,138</b>	<b>533</b>	<b>67,605</b>
<b>Department of the Treasury:</b>									
Departmental Offices:									
Exchange Stabilization Fund.....	.....	-4	4	.....	106	-106	.....	132	-132
Grants for Specified Energy Property in Lieu of Tax Credit.....	40	.....	40	3,238	.....	3,238	5,313	.....	5,313
Housing and Economic Recovery Programs.....	1	.....	1	5	.....	5	543	.....	543
Troubled Asset Relief Programs.....	404	.....	404	4,058	.....	4,058	4,143	.....	4,143
Other.....	147	.....	147	1,860	.....	1,860	1,768	.....	1,768
Bureau of the Fiscal Service:									
Financial Management Service:									
Payment to the Resolution Funding Corporation.....	.....	.....	.....	2,628	.....	2,628	2,503	.....	2,503
Financial Agent Services.....	55	.....	55	542	.....	542	564	.....	564
Interest Paid to Credit Financing Accounts.....	.....	.....	.....	1	.....	1	(**)	.....	(**)
Claims, Judgments, and Relief Acts.....	527	.....	527	2,483	.....	2,483	5,246	.....	5,246
Other.....	16	1	14	1,700	6	1,694	857	(**)	857
Total—Financial Management Service.....	598	1	596	7,353	6	7,347	9,170	(**)	9,170
Bureau of the Public Debt.....	18	.....	18	456	.....	456	220	.....	220
Total—Bureau of the Fiscal Service.....	615	1	614	7,809	6	7,803	9,389	(**)	9,389
Federal Financing Bank.....	-44	.....	-44	-345	.....	-345	-538	.....	-538
Alcohol and Tobacco Tax and Trade Bureau:									
Salaries and Expenses.....	7	.....	7	82	.....	82	86	.....	86
Internal Revenue Collections for Puerto Rico.....	26	.....	26	288	.....	288	320	.....	320
Bureau of Engraving and Printing.....	-23	.....	-23	-71	.....	-71	17	.....	17
United States Mint.....	205	264	-59	2,799	3,169	-369	4,330	4,514	-184
Internal Revenue Service:									
Taxpayer Services.....	162	.....	162	2,092	.....	2,092	2,148	.....	2,148
Enforcement.....	383	.....	383	4,312	.....	4,312	4,608	.....	4,608
Operations Support.....	297	.....	297	3,616	.....	3,616	3,613	.....	3,613
Build America Bond Payments, Recovery Act.....	260	.....	260	3,448	.....	3,448	3,714	.....	3,714
Refundable Premium Tax Credits and Cost Sharing Reductions.....	2,080	.....	2,080	11,114	.....	11,114	.....	.....	.....
Payment Where Earned Income Credit Exceeds Liability for Tax.....	183	.....	183	59,948	.....	59,948	57,416	.....	57,416
Payment Where Child Tax Credit Exceeds Liability for Tax.....	68	.....	68	21,429	.....	21,429	21,545	.....	21,545
Payment Where Tax Credits to Aid First Time Homebuyers Exceeds Liability for Tax.....	.....	.....	.....	.....	.....	.....	16	.....	16
Payment Where Making Work Pay Credit Exceeds Liability for Tax, Recovery Act.....	.....	.....	.....	.....	.....	.....	-13	.....	-13
Refunding Internal Revenue Collections, Interest.....	96	.....	96	952	.....	952	2,726	.....	2,726
Other.....	109	(**)	108	5,476	1	5,475	5,814	3	5,811
Total—Internal Revenue Service.....	3,639	(**)	3,639	112,386	1	112,385	101,586	3	101,583
Comptroller of the Currency.....	72	7	65	891	530	361	964	516	448
Interest on the Public Debt:									
Interest on Treasury Debt Securities (Gross):									
Public Issues (Accrual Basis).....	22,216	.....	22,216	236,129	.....	236,129	226,453	.....	226,453
Special Issues (Cash Basis).....	4,878	.....	4,878	173,845	.....	173,845	169,373	.....	169,373
Total—Interest on Treasury Debt Securities (Gross).....	27,094	.....	27,094	409,974	.....	409,974	395,826	.....	395,826
Total—Interest on the Public Debt.....	27,094	.....	27,094	409,974	.....	409,974	395,826	.....	395,826
Other.....	8	.....	8	84	.....	84	95	.....	95
Proprietary Receipts from the Public.....	.....	129	-129	.....	77,323	-77,323	.....	96,521	-96,521
Intrabudgetary Transactions.....	-265	.....	-265	-3,235	.....	-3,235	-2,512	.....	-2,512
<b>Total—Department of the Treasury.....</b>	<b>31,925</b>	<b>397</b>	<b>31,529</b>	<b>539,823</b>	<b>81,134</b>	<b>458,689</b>	<b>521,331</b>	<b>101,686</b>	<b>419,645</b>

**Table 5. Outlays of the U.S. Government, August 2014 and Other Periods —Continued**

Classification	[\$ millions]								
	This Month			Current Fiscal Year to Date			Prior Fiscal Year to Date		
	Gross Outlays	Applicable Receipts	Outlays	Gross Outlays	Applicable Receipts	Outlays	Gross Outlays	Applicable Receipts	Outlays
<b>Department of Veterans Affairs:</b>									
Joint DOD-VA Medical Facility Demonstration Fund .....	39	.....	39	333	.....	333	320	.....	320
Veterans Health Administration:									
Veterans Choice Fund, Veterans Health Administration .....	.....	.....	.....	.....	.....	.....	.....	.....	.....
Medical Services .....	4,687	.....	4,687	41,983	.....	41,983	38,743	.....	38,743
Medical Support and Compliance .....	599	.....	599	5,224	.....	5,224	4,983	.....	4,983
Medical Facilities .....	454	.....	454	4,715	.....	4,715	5,008	.....	5,008
Other .....	107	38	69	999	382	616	902	357	544
<b>Benefit Programs:</b>									
Public Enterprise Funds:									
Housing Accounts .....	(**)	1	-1	4	18	-14	5	20	-16
Other .....	80	89	-8	873	848	25	1,061	1,064	-2
Compensation and Pensions .....	11,363	.....	11,363	69,163	.....	69,163	63,820	.....	63,820
Readjustment Benefits .....	1,340	.....	1,340	12,363	.....	12,363	11,875	.....	11,875
Veterans Housing Benefit Program Fund .....	1	.....	1	2,124	.....	2,124	1,496	.....	1,496
Insurance Funds:									
National Service Life .....	83	.....	83	881	.....	881	941	.....	941
Veterans Special Life .....	15	1	14	155	118	38	149	126	23
Other .....	15	.....	15	66	.....	66	104	.....	104
<b>Total--Benefit Programs .....</b>	<b>12,898</b>	<b>91</b>	<b>12,807</b>	<b>85,630</b>	<b>984</b>	<b>84,647</b>	<b>79,451</b>	<b>1,210</b>	<b>78,241</b>
Departmental Administration:									
Construction .....	82	.....	82	1,155	.....	1,155	1,061	.....	1,061
Information Technology Systems .....	302	.....	302	3,118	.....	3,118	3,005	.....	3,005
General Operating Expenses .....	288	.....	288	2,235	1	2,235	2,042	.....	2,042
Other .....	93	.....	93	1,055	.....	1,055	816	.....	816
Proprietary Receipts from the Public:									
National Service Life .....	.....	-3	3	.....	26	-26	.....	50	-50
Other .....	.....	302	-302	.....	3,110	-3,110	.....	3,158	-3,158
Intrabudgetary Transactions .....	-2	.....	-2	-17	.....	-17	-67	.....	-67
<b>Total--Department of Veterans Affairs .....</b>	<b>19,546</b>	<b>429</b>	<b>19,118</b>	<b>146,432</b>	<b>4,502</b>	<b>141,929</b>	<b>136,264</b>	<b>4,775</b>	<b>131,489</b>
<b>Corps of Engineers:</b>									
Construction .....	169	.....	169	1,820	.....	1,820	1,766	.....	1,766
Operation and Maintenance .....	205	.....	205	1,617	.....	1,617	1,963	.....	1,963
Flood Control and Coastal Emergencies .....	43	.....	43	742	.....	742	651	.....	651
Harbor Maintenance Trust Fund .....	82	.....	82	897	.....	897	674	.....	674
Rivers and Harbors Contributed Funds .....	20	.....	20	329	.....	329	356	.....	356
Other .....	94	.....	94	1,026	.....	1,026	1,063	.....	1,063
Proprietary Receipts from the Public .....	.....	53	-53	.....	458	-458	.....	730	-730
Intrabudgetary Transactions .....	(**)	.....	(**)	(**)	.....	(**)	1	.....	1
<b>Total--Corps of Engineers .....</b>	<b>614</b>	<b>53</b>	<b>561</b>	<b>6,431</b>	<b>458</b>	<b>5,973</b>	<b>6,474</b>	<b>730</b>	<b>5,744</b>
<b>Other Defense Civil Programs:</b>									
Military Retirement:									
Payment to Military Retirement Fund .....	(**)	.....	(**)	72,885	.....	72,885	67,733	.....	67,733
Military Retirement Fund .....	8,881	.....	8,881	54,967	.....	54,967	53,883	.....	53,883
Retiree Health Care:									
Payment to Department of Defense									
Medicare-Eligible Retiree Health Care Fund .....	.....	.....	.....	4,250	.....	4,250	6,142	.....	6,142
Department of Defense Medicare-Eligible Retiree Health Care Fund .....	633	.....	633	8,594	.....	8,594	7,623	.....	7,623
Educational Benefits .....	16	.....	16	336	.....	336	344	.....	344
Other .....	20	.....	20	198	.....	198	244	.....	244
Proprietary Receipts from the Public .....	.....	2	-2	.....	13	-13	.....	15	-15
Intrabudgetary Transactions .....	-863	.....	-863	-84,962	.....	-84,962	-80,052	.....	-80,052
<b>Total--Other Defense Civil Programs .....</b>	<b>8,687</b>	<b>2</b>	<b>8,685</b>	<b>56,267</b>	<b>13</b>	<b>56,253</b>	<b>55,918</b>	<b>15</b>	<b>55,903</b>
<b>Environmental Protection Agency:</b>									
Science and Technology .....	61	.....	61	693	.....	693	727	.....	727
Environmental Programs and Management .....	280	.....	280	2,427	.....	2,427	2,306	.....	2,306
State and Tribal Assistance Grants .....	317	.....	317	3,798	.....	3,798	4,176	.....	4,176
Payment to the Hazardous Substance Superfund .....	.....	.....	.....	938	.....	938	1,096	.....	1,096
Hazardous Substance Superfund .....	37	.....	37	710	.....	710	1,199	.....	1,199
Other .....	1,024	(**)	1,024	1,186	29	1,157	216	28	188
Proprietary Receipts from the Public .....	.....	7	-7	.....	92	-92	.....	51	-51
Intrabudgetary Transactions .....	37	.....	37	-899	.....	-899	-1,063	.....	-1,063
Offsetting Governmental Receipts .....	.....	1	-1	.....	22	-22	.....	32	-32
<b>Total--Environmental Protection Agency .....</b>	<b>1,756</b>	<b>8</b>	<b>1,748</b>	<b>8,853</b>	<b>142</b>	<b>8,710</b>	<b>8,657</b>	<b>111</b>	<b>8,546</b>
<b>Executive Office of the President:</b>									
The White House .....	6	.....	6	50	.....	50	50	.....	50
Office of Management and Budget .....	10	.....	10	78	.....	78	79	.....	79
Unanticipated Needs .....	1	.....	1	12	.....	12	10	.....	10
Other .....	23	.....	23	201	.....	201	208	.....	208
Proprietary Receipts from the Public .....	.....	(**)	(**)	.....	(**)	(**)	.....	(**)	(**)
Intrabudgetary Transactions .....	(**)	.....	(**)	(**)	.....	(**)	(**)	.....	(**)
<b>Total--Executive Office of the President .....</b>	<b>40</b>	<b>(**)</b>	<b>40</b>	<b>341</b>	<b>(**)</b>	<b>341</b>	<b>346</b>	<b>(**)</b>	<b>346</b>

**Table 5. Outlays of the U.S. Government, August 2014 and Other Periods —Continued**

Classification	[\$ millions]								
	This Month			Current Fiscal Year to Date			Prior Fiscal Year to Date		
	Gross Outlays	Applicable Receipts	Outlays	Gross Outlays	Applicable Receipts	Outlays	Gross Outlays	Applicable Receipts	Outlays
<b>General Services Administration:</b>									
Real Property Activities.....	-190	.....	-190	-867	.....	-867	-200	.....	-200
Supply and Technology Activities .....	-149	.....	-149	315	.....	315	-117	.....	-117
General Activities.....	26	.....	26	93	.....	93	225	.....	225
Proprietary Receipts from the Public.....	.....	5	-5	.....	146	-146	.....	82	-82
Intrabudgetary Transactions .....	-1	.....	-1	-10	.....	-10	-9	.....	-9
<b>Total--General Services Administration.....</b>	<b>-314</b>	<b>5</b>	<b>-319</b>	<b>-468</b>	<b>146</b>	<b>-614</b>	<b>-101</b>	<b>82</b>	<b>-183</b>
<b>International Assistance Programs:</b>									
Millennium Challenge Corporation.....	84	.....	84	995	.....	995	1,412	.....	1,412
<b>International Security Assistance:</b>									
Pakistan Counterinsurgency Capability Fund .....	.....	.....	.....	425	.....	425	.....	.....	.....
Foreign Military Financing Program .....	86	.....	86	5,312	.....	5,312	4,363	.....	4,363
Economic Support Fund .....	334	.....	334	3,779	.....	3,779	3,713	.....	3,713
Other .....	201	28	173	1,133	117	1,016	1,011	136	874
<b>Total--International Security Assistance.....</b>	<b>621</b>	<b>28</b>	<b>593</b>	<b>10,649</b>	<b>117</b>	<b>10,532</b>	<b>9,087</b>	<b>136</b>	<b>8,951</b>
<b>Multilateral Assistance:</b>									
<b>Contribution to the International Development Association .....</b>									
Other .....	28	.....	28	987	.....	987	1,398	.....	1,398
<b>Total--Multilateral Assistance.....</b>	<b>28</b>	.....	<b>28</b>	<b>2,347</b>	.....	<b>2,347</b>	<b>2,749</b>	.....	<b>2,749</b>
<b>Agency for International Development:</b>									
Development Assistance Program.....	165	.....	165	1,968	.....	1,968	2,110	.....	2,110
Assistance for Europe, Eurasia and Central Asia.....	22	.....	22	342	.....	342	495	.....	495
International Disaster Assistance.....	68	.....	68	1,470	.....	1,470	1,064	.....	1,064
Operating Expenses .....	213	.....	213	1,205	.....	1,205	1,453	.....	1,453
Other .....	12	(**)	12	146	(**)	146	586	308	279
Proprietary Receipts from the Public.....	.....	(**)	(**)	.....	2	-2	.....	233	-233
Intrabudgetary Transactions .....	-14	.....	-14	1	.....	1	15	.....	15
<b>Total--Agency for International Development.....</b>	<b>465</b>	<b>(**)</b>	<b>465</b>	<b>5,132</b>	<b>2</b>	<b>5,130</b>	<b>5,724</b>	<b>540</b>	<b>5,183</b>
<b>Overseas Private Investment Corporation:</b>									
Overseas Private Investment Corporation Accounts.....	10	42	-32	76	185	-109	76	198	-122
Proprietary Receipts from the Public.....	.....	18	-18	.....	154	-154	.....	188	-188
<b>Total--Overseas Private Investment Corporation.....</b>	<b>10</b>	<b>60</b>	<b>-50</b>	<b>76</b>	<b>339</b>	<b>-262</b>	<b>76</b>	<b>385</b>	<b>-309</b>
Peace Corps.....	21	(**)	21	315	(**)	315	309	1	308
International Monetary Programs.....	132	.....	132	151	1	150	428	25	403
<b>Military Sales Programs:</b>									
Foreign Military Sales Trust Fund .....	2,200	.....	2,200	24,092	.....	24,092	22,886	.....	22,886
Other .....	3	15	-11	44	57	-12	13	49	-36
Proprietary Receipts from the Public.....	.....	1,945	-1,945	.....	25,369	-25,369	.....	23,718	-23,718
Other .....	11	(**)	11	93	2	92	92	2	91
<b>Total--International Assistance Programs.....</b>	<b>3,575</b>	<b>2,048</b>	<b>1,527</b>	<b>43,895</b>	<b>25,886</b>	<b>18,009</b>	<b>42,777</b>	<b>24,857</b>	<b>17,920</b>
<b>National Aeronautics and Space Administration:</b>									
Science.....	441	.....	441	4,467	.....	4,467	4,257	.....	4,257
Aeronautics.....	45	.....	45	494	.....	494	515	.....	515
Exploration.....	295	.....	295	3,417	.....	3,417	3,658	.....	3,658
Cross Agency Support.....	304	.....	304	2,597	.....	2,597	2,545	.....	2,545
Space Operations .....	245	.....	245	3,476	.....	3,476	3,300	.....	3,300
Other .....	122	.....	122	1,075	.....	1,075	968	.....	968
Proprietary Receipts from the Public.....	.....	(**)	(**)	.....	3	-3	.....	8	-8
Intrabudgetary Transactions .....	.....	(**)	(**)	-1	.....	-1	-3	.....	-3
<b>Total--National Aeronautics and Space Administration.....</b>	<b>1,451</b>	<b>(**)</b>	<b>1,451</b>	<b>15,525</b>	<b>3</b>	<b>15,522</b>	<b>15,241</b>	<b>8</b>	<b>15,233</b>
<b>National Science Foundation:</b>									
Research and Related Activities .....	563	.....	563	4,885	.....	4,885	5,359	.....	5,359
Education and Human Resources .....	94	.....	94	804	.....	804	773	.....	773
Other .....	53	.....	53	539	.....	539	568	.....	568
Proprietary Receipts from the Public.....	.....	8	-8	.....	33	-33	.....	43	-43
<b>Total--National Science Foundation.....</b>	<b>710</b>	<b>8</b>	<b>702</b>	<b>6,228</b>	<b>33</b>	<b>6,196</b>	<b>6,700</b>	<b>43</b>	<b>6,657</b>
<b>Office of Personnel Management:</b>									
<b>Government Payment for Annuity, Employees</b>									
Health and Life Insurance Benefits .....	956	.....	956	10,381	.....	10,381	10,057	.....	10,057
Civil Service Retirement and Disability Fund .....	6,621	.....	6,621	73,006	.....	73,006	70,894	.....	70,894
Employees Life Insurance Fund .....	241	778	-536	2,703	4,122	-1,419	2,617	3,468	-851
Employees and Retired Employees Health Benefits Fund.....	3,934	4,372	-438	41,868	42,209	-341	40,186	42,106	-1,920
Other .....	39	.....	39	214	.....	214	339	.....	339
Proprietary Receipts from the Public.....	.....	1	-1	.....	10	-10	.....	16	-16
<b>Intrabudgetary Transactions:</b>									
Postal Service Contributions.....	.....	.....	.....	-1,543	.....	-1,543	-1,578	.....	-1,578
Civil Service Retirement and Disability Fund:									
Other.....	-4	.....	-4	-42	.....	-42	-45	.....	-45
<b>Total--Office of Personnel Management.....</b>	<b>11,787</b>	<b>5,150</b>	<b>6,637</b>	<b>126,588</b>	<b>46,341</b>	<b>80,246</b>	<b>122,469</b>	<b>45,590</b>	<b>76,878</b>



**Table 5. Outlays of the U.S. Government, August 2014 and Other Periods —Continued**

Classification	[\$ millions]								
	This Month			Current Fiscal Year to Date			Prior Fiscal Year to Date		
	Gross Outlays	Applicable Receipts	Outlays	Gross Outlays	Applicable Receipts	Outlays	Gross Outlays	Applicable Receipts	Outlays
<b>Small Business Administration:</b>									
Salaries and Expenses .....	46	.....	46	298	(**)	297	264	(**)	263
Business Loans Program .....	8	(**)	8	603	8	595	1,246	2	1,244
Disaster Loans Program .....	3	(**)	2	272	2	271	547	1	546
Other .....	15	2	13	81	18	63	30	15	14
Proprietary Receipts from the Public .....	.....	-2	2	.....	1,122	-1,122	.....	1,697	-1,697
Intrabudgetary Transactions .....	(**)	.....	(**)	(**)	.....	(**)	(**)	.....	(**)
<b>Total--Small Business Administration .....</b>	<b>72</b>	<b>(**)</b>	<b>72</b>	<b>1,254</b>	<b>1,149</b>	<b>105</b>	<b>2,086</b>	<b>1,715</b>	<b>371</b>
<b>Social Security Administration:</b>									
Payments to Social Security Trust Funds .....	16	.....	16	25,720	.....	25,720	56,125	.....	56,125
Supplemental Security Income Program .....	9,273	.....	9,273	57,135	.....	57,135	55,872	.....	55,872
<b>Federal Old-Age and Survivors Insurance Trust Fund</b>									
<b>(Off-Budget):</b>									
Benefit Payments .....	59,144	.....	59,144	639,071	.....	639,071	606,851	.....	606,851
Administrative Expenses .....	384	.....	384	3,149	.....	3,149	3,195	.....	3,195
Payment to Railroad Retirement Account .....	.....	.....	.....	4,257	.....	4,257	3,948	.....	3,948
<b>Total--FOASI Trust Fund .....</b>	<b>59,528</b>	<b>.....</b>	<b>59,528</b>	<b>646,477</b>	<b>.....</b>	<b>646,477</b>	<b>613,995</b>	<b>.....</b>	<b>613,995</b>
<b>Federal Disability Insurance Trust Fund</b>									
<b>(Off-Budget):</b>									
Benefit Payments .....	11,830	.....	11,830	129,586	.....	129,586	127,848	.....	127,848
Administrative Expenses .....	276	.....	276	2,502	.....	2,502	2,511	.....	2,511
Payment to Railroad Retirement Account .....	.....	.....	.....	444	.....	444	551	.....	551
<b>Total--FDI Trust Fund .....</b>	<b>12,106</b>	<b>.....</b>	<b>12,106</b>	<b>132,532</b>	<b>.....</b>	<b>132,532</b>	<b>130,909</b>	<b>.....</b>	<b>130,909</b>
Other .....	27	.....	27	311	.....	311	271	.....	271
<b>Proprietary Receipts from the Public:</b>									
On-Budget .....	.....	252	-252	.....	2,486	-2,486	.....	2,524	-2,524
Off-Budget .....	.....	4	-4	.....	119	-119	.....	106	-106
<b>Intrabudgetary Transactions:</b>									
Off-Budget? .....	-16	.....	-16	-25,718	.....	-25,718	-56,123	.....	-56,123
<b>Total--Social Security Administration .....</b>	<b>80,934</b>	<b>255</b>	<b>80,678</b>	<b>836,457</b>	<b>2,606</b>	<b>833,852</b>	<b>801,048</b>	<b>2,630</b>	<b>798,418</b>
<b>Other Independent Agencies:</b>									
Broadcasting Board of Governors .....	85	(**)	85	662	(**)	662	646	-1	647
Bureau of Consumer Financial Protection .....	46	(**)	46	386	(**)	386	316	(**)	316
Corporation for National and Community Service .....	83	(**)	83	887	2	885	891	(**)	891
Corporation for Public Broadcasting .....	.....	.....	.....	445	.....	445	422	.....	422
<b>District of Columbia:</b>									
<b>Courts:</b>									
General and Special Payments .....	26	(**)	26	529	(**)	528	509	(**)	509
Equal Employment Opportunity Commission .....	37	1	36	312	3	309	314	3	310
Export-Import Bank of the United States .....	-26	63	-89	813	1,040	-227	-52	465	-517
<b>Federal Communications Commission:</b>									
Universal Service Fund .....	732	.....	732	8,473	.....	8,473	8,381	.....	8,381
Spectrum Auction Program Account .....	(**)	.....	(**)	1	.....	1	(**)	.....	(**)
Other .....	33	2	32	278	26	252	291	33	258
<b>Federal Deposit Insurance Corporation:</b>									
Deposit Insurance Fund .....	-247	.....	-247	-9,534	.....	-9,534	3,831	-1,103	4,934
FSLIC Resolution Fund .....	(**)	(**)	(**)	3	5	-2	312	7	305
<b>Total--Federal Deposit Insurance Corporation .....</b>	<b>-247</b>	<b>(**)</b>	<b>-247</b>	<b>-9,531</b>	<b>5</b>	<b>-9,536</b>	<b>4,143</b>	<b>-1,097</b>	<b>5,240</b>
Federal Drug Control Programs .....	19	.....	19	213	.....	213	234	.....	234
Federal Housing Finance Agency .....	21	.....	21	222	.....	222	212	.....	212
Intelligence Community Management Account .....	22	.....	22	459	.....	459	443	.....	443
Legal Services Corporation .....	28	.....	28	290	.....	290	318	.....	318
National Archives and Records Administration .....	42	2	40	344	23	322	384	31	353
National Credit Union Administration .....	25	52	-27	-688	1,751	-2,439	5,962	2,776	3,187
National Endowment for the Arts .....	13	(**)	13	124	(**)	123	133	(**)	133
National Endowment for the Humanities .....	14	(**)	14	127	(**)	127	134	1	134
Institute of Museum and Library Services .....	21	.....	21	213	(**)	213	225	1	225
National Labor Relations Board .....	29	(**)	29	241	(**)	241	246	(**)	246
Nuclear Regulatory Commission .....	107	39	67	915	647	268	933	745	188
<b>Postal Service:</b>									
<b>Off-Budget:</b>									
Public Enterprise Funds .....	6,195	5,354	841	64,564	67,043	-2,479	65,713	67,974	-2,260
Other .....	(**)	.....	(**)	256	.....	256	255	.....	255
Other .....	.....	.....	.....	78	.....	78	74	.....	74

**Table 5. Outlays of the U.S. Government, August 2014 and Other Periods —Continued**

Classification	[\$ millions]								
	This Month			Current Fiscal Year to Date			Prior Fiscal Year to Date		
	Gross Outlays	Applicable Receipts	Outlays	Gross Outlays	Applicable Receipts	Outlays	Gross Outlays	Applicable Receipts	Outlays
<b>Other Independent Agencies:—Continued</b>									
Railroad Retirement Board:									
Federal Windfall Subsidy .....	3	.....	3	33	.....	33	39	.....	39
Federal Payments to the Railroad Retirement Accounts.....	(*)	.....	(*)	620	.....	620	647	.....	647
Railroad Unemployment Insurance Trust Fund:									
Benefit Payments.....	7	.....	7	80	.....	80	76	.....	76
Transfer to Administrative Funds .....	3	.....	3	14	.....	14	13	.....	13
Rail Industry Pension Fund:									
Benefit Payments.....	425	.....	425	4,618	.....	4,618	4,492	.....	4,492
Advances from FOASDI Fund.....	.....	.....	.....	-499	.....	-499	-1,314	.....	-1,314
OASDI Certifications.....	-1	.....	-1	493	.....	493	1,314	.....	1,314
Transfer to Administrative Funds .....	12	.....	12	58	.....	58	58	.....	58
Other.....	1	.....	1	2	.....	2	4	.....	4
National Railroad Retirement Investment Trust:									
Administrative Expenses.....	2	.....	2	69	.....	69	60	.....	60
Transfers to the Railroad Retirement Trust Funds from the National Railroad Retirement Investment Trust.....	89	.....	89	1,263	.....	1,263	1,414	.....	1,414
Railroad Social Security Equivalent Benefit Account:									
Benefit Payments.....	572	.....	572	6,350	.....	6,350	6,241	.....	6,241
Transfer to Administrative Funds .....	6	.....	6	27	.....	27	26	.....	26
Other .....	-6	.....	-6	2	.....	2	9	.....	9
Proprietary Receipts from the Public.....	.....	-200	200	.....	3,540	-3,540	.....	2,957	-2,957
Intrabudgetary Transactions:									
Payments from Other Funds to the Railroad Retirement Trust Funds .....									
Other .....	-89	.....	-89	-1,883	.....	-1,883	-2,061	.....	-2,061
<b>Total--Railroad Retirement Board .....</b>	<b>1,023</b>	<b>-200</b>	<b>1,223</b>	<b>6,546</b>	<b>3,540</b>	<b>3,006</b>	<b>6,520</b>	<b>2,957</b>	<b>3,563</b>
Securities and Exchange Commission.....	141	1	140	836	1	835	778	1	777
Smithsonian Institution.....	95	(**)	95	921	(**)	921	892	(**)	892
Tennessee Valley Authority .....	2,995	3,364	-369	43,045	44,563	-1,519	57,229	56,837	392
Other .....	203	6	197	2,508	442	2,066	2,410	302	2,108
<b>Total--Other Independent Agencies .....</b>	<b>11,787</b>	<b>8,682</b>	<b>3,105</b>	<b>124,733</b>	<b>119,087</b>	<b>5,646</b>	<b>159,252</b>	<b>131,029</b>	<b>28,223</b>
<b>Undistributed Offsetting Receipts:</b>									
Other Interest.....	.....	.....	.....	.....	(**)	(**)	.....	(**)	(**)
Employer Share, Employee Retirement:									
Department of Health and Human Services:									
Federal Hospital Insurance Trust Fund:									
Federal Employer Contributions.....	-294	.....	-294	-3,157	.....	-3,157	-3,279	.....	-3,279
Postal Service Employer Contributions.....	-52	.....	-52	-550	.....	-550	-544	.....	-544
Department of State:									
Foreign Service Retirement and Disability Fund .....	-25	.....	-25	-302	.....	-302	-296	.....	-296
Other Defense Civil Programs:									
Military Retirement Fund.....	-1,702	.....	-1,702	-25,149	.....	-25,149	-25,614	.....	-25,614
Department of Defense Medicare-Eligible Retiree Health Care Fund .....									
.....	.....	.....	.....	-7,650	.....	-7,650	-8,528	.....	-8,528
Office of Personnel Management:									
Postal Service Contributions for Benefits									
Civil Service Retirement and Disability Fund .....	-2,316	.....	-2,316	-22,356	.....	-22,356	-22,517	.....	-22,517
Social Security Administration (Off-Budget):									
Federal Old-Age and Survivors Insurance Trust Fund:									
Federal Employer Contributions.....	-1,171	.....	-1,171	-12,281	.....	-12,281	-12,629	.....	-12,629
Federal Disability Insurance Trust Fund:									
Federal Employer Contributions.....	-199	.....	-199	-2,086	.....	-2,086	-2,146	.....	-2,146
Other .....	-1	.....	-1	-6	.....	-6	-3	.....	-3
<b>Total--Employer Share, Employee Retirement.....</b>	<b>-5,760</b>	<b>.....</b>	<b>-5,760</b>	<b>-73,537</b>	<b>.....</b>	<b>-73,537</b>	<b>-75,555</b>	<b>.....</b>	<b>-75,555</b>

**Table 5. Outlays of the U.S. Government, August 2014 and Other Periods —Continued**

Classification	[\$ millions]								
	This Month			Current Fiscal Year to Date			Prior Fiscal Year to Date		
	Gross Outlays	Applicable Receipts	Outlays	Gross Outlays	Applicable Receipts	Outlays	Gross Outlays	Applicable Receipts	Outlays
<b>Undistributed Offsetting Receipts:—Continued</b>									
Interest Received by Trust Funds:									
Judicial Branch:									
Judicial Survivors Annuity Fund.....	-1	.....	-1	-12	.....	-12	-10	.....	-10
Department of Health and Human Services:									
Federal Hospital Insurance Trust Fund.....	-19	.....	-19	-8,946	.....	-8,946	-9,908	.....	-9,908
Federal Supplementary Medical Insurance Trust Fund.....	-9	.....	-9	-2,424	.....	-2,424	-2,502	.....	-2,502
Department of Homeland Security:									
Oil Spill Liability Trust Fund.....	-1	.....	-1	-27	.....	-27	3	.....	3
Other.....	(**)	.....	(**)	-5	.....	-5	-9	.....	-9
Department of Labor:									
Unemployment Trust Fund.....	-14	.....	-14	-699	.....	-699	-579	.....	-579
Department of State:									
Foreign Service Retirement and Disability Fund.....	(**)	.....	(**)	-654	.....	-654	-682	.....	-682
Department of Transportation:									
Airport and Airway Trust Fund.....	-3	.....	-3	-230	.....	-230	-231	.....	-231
Department of Veterans Affairs:									
National Service Life Insurance Fund.....	-1	.....	-1	-271	.....	-271	-316	.....	-316
United States Government Life Insurance Fund.....	(**)	.....	(**)	(**)	.....	(**)	-1	.....	-1
Corps of Engineers.....	-25	.....	-25	-105	.....	-105	-170	.....	-170
Other Defense Civil Programs:									
Military Retirement Fund.....	-2,053	.....	-2,053	-13,135	.....	-13,135	-3,942	.....	-3,942
Educational Benefits Fund.....	-16	.....	-16	-85	.....	-85	-83	.....	-83
Armed Forces Retirement Home.....	(**)	.....	(**)	-2	.....	-2	-2	.....	-2
Environmental Protection Agency.....	-27	.....	-27	-62	.....	-62	-42	.....	-42
Office of Personnel Management:									
Civil Service Retirement and Disability Fund.....	-15	.....	-15	-30,985	.....	-30,985	-32,083	.....	-32,083
Social Security Administration (Off-Budget):									
Federal Old-Age and Survivors Insurance Trust Fund.....	-48	.....	-48	-96,236	.....	-96,236	-100,019	.....	-100,019
Federal Disability Insurance Trust Fund.....	-19	.....	-19	-3,970	.....	-3,970	-5,498	.....	-5,498
Independent Agencies:									
Railroad Retirement Board.....	-4	.....	-4	-4	.....	-4	-8	.....	-8
Other.....	-6	.....	-6	-20	.....	-20	-16	.....	-16
Other.....	-6	.....	-6	-123	.....	-123	-133	.....	-133
Total--Interest Received by Trust Funds.....	-2,267	.....	-2,267	-157,996	.....	-157,996	-156,232	.....	-156,232
Rents and Royalties on the Outer Continental Shelf Lands.....	.....	157	-157	.....	6,537	-6,537	.....	8,046	-8,046
Sale of Major Assets.....	.....	.....	.....	.....	.....	.....	.....	2,588	-2,588
<b>Total--Undistributed Offsetting Receipts.....</b>	<b>-8,027</b>	<b>157</b>	<b>-8,184</b>	<b>-231,533</b>	<b>6,537</b>	<b>-238,070</b>	<b>-231,787</b>	<b>10,634</b>	<b>-242,421</b>
<b>Total Outlays.....</b>	<b>355,175</b>	<b>32,219</b>	<b>322,956</b>	<b>3,707,132</b>	<b>454,522</b>	<b>3,252,611</b>	<b>3,725,041</b>	<b>497,164</b>	<b>3,227,877</b>
<b>Total On-Budget.....</b>	<b>278,800</b>	<b>26,861</b>	<b>251,939</b>	<b>3,003,595</b>	<b>387,360</b>	<b>2,616,236</b>	<b>3,090,583</b>	<b>429,084</b>	<b>2,661,499</b>
<b>Total Off-Budget.....</b>	<b>76,375</b>	<b>5,357</b>	<b>71,017</b>	<b>703,537</b>	<b>67,162</b>	<b>636,375</b>	<b>634,458</b>	<b>68,080</b>	<b>566,378</b>
<b>Total Surplus (+) or Deficit (-).....</b>			<b>-128,708</b>			<b>-589,185</b>			<b>-755,334</b>
<b>Total On-Budget.....</b>			<b>-114,648</b>			<b>-627,148</b>			<b>-802,967</b>
<b>Total Off-Budget.....</b>			<b>-14,060</b>			<b>+37,963</b>			<b>+47,632</b>

**MEMORANDUM**

Receipts Offset Against Outlays (In Millions)

	Current Fiscal Year to Date	Comparable Period Prior Fiscal Year
Proprietary Receipts.....	254,462	280,374
Intrabudgetary Transactions.....	625,789	646,205
Governmental Receipts.....	9,862	8,135
<b>Total Receipts Offset Against Outlays.....</b>	<b>890,113</b>	<b>934,714</b>

<sup>1</sup>Outlays have been increased by \$27 million to reflect additional reporting for the Department of Treasury for the month of July 2014.

<sup>2</sup>Includes FICA and SECA tax credits, non-contributory military service credits, special benefits for the aged, and credit for the unnegotiated OASI benefit checks.

... No Transactions

(\*\*) Less than \$500,000

Note: Details may not add to totals due to rounding.

**Table 6. Means of Financing the Deficit or Disposition of Surplus by the U.S. Government, August 2014 and Other Periods**

Assets and Liabilities Directly Related to Budget Off-Budget Activity	[\$ millions]					
	Net Transactions (-) denotes net reduction of either liability or asset accounts			Account Balances Current Fiscal Year		
	This Month	Fiscal Year to Date		Beginning of		Close of This Month
This Year		Prior Year	This Year	This Month		
<b>Liability Accounts:</b>						
Borrowing from the Public:						
Treasury Securities, Issued Under General Financing Authorities:						
Debt Held by the Public .....	81,134	756,332	697,428	11,976,279	12,651,478	12,732,612
Intragovernmental Holdings .....	-19,098	254,656	-25,020	4,761,904	5,035,659	5,016,561
Total Treasury Securities Outstanding .....	62,036	1,010,989	672,408	16,738,184	17,687,137	17,749,172
Plus Premium on Treasury Securities .....	-64	-1,853	3,958	36,420	34,632	34,567
Less Discount on Treasury Securities .....	-273	6,217	6,126	82,916	89,405	89,133
Total Treasury Securities Net of Premium and Discount .....	62,244	1,002,919	670,241	16,691,687	17,632,362	17,694,606
Agency Securities, Issued Under Special Financing Authorities (See Schedule B; for Other Agency Borrowing, See Schedule C) .....						
Total Federal Securities .....	61,874	1,001,553	670,765	16,716,782	17,656,461	17,718,335
Deduct:						
Federal Securities Held as Investments of Government Accounts (See Schedule D) .....	-19,092	259,532	-25,131	4,757,211	5,035,835	5,016,743
Less Discount on Federal Securities Held as Investments of Government Accounts .....	-83	4,453	-1,278	22,292	26,827	26,745
Net Federal Securities Held as Investments of Government Accounts .....	-19,010	255,079	-23,852	4,734,919	5,009,008	4,989,998
Total Borrowing from the Public .....	80,884	746,474	694,617	11,981,863	12,647,453	12,728,337
Accrued Interest Payable to the Public .....	-16,976	-3,192	-11,736	51,231	65,015	48,039
Allocations of Special Drawing Rights .....	-457	-554	-950	54,177	54,079	53,623
Deposit Funds .....	-1,447	-118,517	119,716	131,385	14,315	12,867
Miscellaneous Liability Accounts (Includes Checks Outstanding Etc.) .....	52	-611	-2,599	8,934	8,272	8,323
Total Liability Accounts .....	62,056	623,598	799,048	12,227,591	12,789,134	12,851,189
<b>Asset Accounts (Deduct)</b>						
Cash and Monetary Assets:						
U.S. Treasury Operating Cash:						
Federal Reserve Account .....	-78,573	-39,722	-59,311	88,386	127,237	48,664
Balance .....	-78,573	-39,722	-59,311	88,386	127,237	48,664
Special Drawing Rights:						
Total Holdings .....	-457	-534	-940	54,966	54,889	54,432
SDR Certificates Issued to Federal Reserve Banks .....	.....	.....	.....	-5,200	-5,200	-5,200
Balance .....	-457	-534	-940	49,766	49,689	49,232
Reserve Position on the U.S. Quota in the IMF:						
U.S. Subscription to International Monetary Fund:						
Direct Quota Payments .....	.....	.....	.....	54,424	54,424	54,424
Maintenance of Value Adjustments .....	-544	-661	-1,134	10,298	10,181	9,637
Letter of Credit Issued to IMF .....	450	-4,215	-2,453	-43,827	-48,492	-48,042
Dollar Deposits with the IMF .....	(**)	84	21	-152	-67	-68
Receivable/payable (-) for Interim Maintenance of Value Adjustments .....	412	518	-409	-874	-768	-356
Balance .....	317	-4,274	-3,975	19,870	15,278	15,596
Loans to International Monetary Fund .....	-612	345	1,835	13,763	14,720	14,108
Other Cash and Monetary Assets .....	310	-187	-75	26,110	25,613	25,923
Total Cash and Monetary Assets .....	-79,014	-44,372	-62,466	197,895	232,536	153,523
Non-Federal Securities of the National Railroad Retirement Investment Trust .....						
Retirement Investment Trust .....	-356	1,855	1,583	23,347	25,557	25,201
Net Activity, Guaranteed Loan Financing (See Schedule E) .....	-169	11,070	21,096	-10,369	870	701
Net Activity, Direct Loan Financing (See Schedule E) .....	13,616	64,629	82,924	946,711	997,724	1,011,340
Miscellaneous Asset Accounts .....	-729	224	577	-409	545	-185
Total Asset Accounts .....	-66,653	33,406	43,714	1,157,175	1,257,233	1,190,580
Excess of Liabilities (+) or Assets (-) .....	128,708	590,193	755,334	11,070,416	11,531,901	11,660,609
Transactions Not Applied to Current Year's Surplus or Deficit (See Schedule A for Details) .....						
Total Budget and Off-Budget Federal Entities (Financing of Deficit (+) or Disposition of Surplus (-)) .....	128,708	589,185	755,334	11,070,416	11,530,892	11,659,601

Note: Major sources of information used to determine Treasury's operating cash balance include Federal Reserve Banks, Treasury Regional Finance Centers, Internal Revenue Service Centers, various electronic systems, and information on the Public Debt. Information is presented on a modified cash basis. Deposits are reflected as received and withdrawals are reflected as processed.

... No Transactions  
Note: Details may not add to totals due to rounding.

**Table 6. Schedule A-Analysis of Change in Excess of Liabilities of the U.S. Government, August 2014 and Other Periods**

Classification	[\$ millions]		
	This Month	Fiscal Year to Date	
		This Year	Prior Year
<b>Excess of Liabilities Beginning of Period:</b>			
Based on Composition of Unified Budget in Preceding Period .....	11,531,874	11,070,406	10,390,656
Adjustments During Current Fiscal Year for Changes in Composition of Unified Budget:			
Revisions by Federal Agencies to the Prior Budget Results .....	27	10	-151
<b>Excess of Liabilities Beginning of Period (Current Basis).....</b>	<b>11,531,901</b>	<b>11,070,416</b>	<b>10,390,505</b>
<b>Budget Surplus (-) or Deficit:</b>			
Based on Composition of Unified Budget in Prior Fiscal Year.....	128,708	589,185	755,334
<b>Total Surplus (-) or Deficit (Table 2).....</b>	<b>128,708</b>	<b>589,185</b>	<b>755,334</b>
<b>Total-On-Budget (Table 2).....</b>	<b>114,648</b>	<b>627,148</b>	<b>802,967</b>
<b>Total-Off-Budget (Table 2).....</b>	<b>14,060</b>	<b>-37,963</b>	<b>-47,632</b>
<b>Transactions Not Applied to Current Year's Surplus or Deficit:</b>			
Reclassification of Aged Unreconciled accounts .....	.....	1,008	.....
Total-Transactions Not Applied to Current Year's Surplus or Deficit .....	.....	1,008	(**)
<b>Excess of Liabilities Close of Period .....</b>	<b>11,660,609</b>	<b>11,660,609</b>	<b>11,145,840</b>

... No Transactions

Note: Details may not add to totals due to rounding.

**Table 6. Schedule B-Securities Issued by Federal Agencies Under Special Financing Authorities, August 2014 and Other Periods**

Classification	[\$ millions]					
	This Month	Net Transactions (-) denotes net reduction of liability accounts		Account Balances Current Fiscal Year		
		Fiscal Year to Date		Beginning of		Close of
		This Year	Prior Year	This Year	This Month	This Month
<b>Agency Securities, Issued Under Special Financing Authorities:</b>						
Obligations Guaranteed by the United States, Issued By:						
Department of Housing and Urban Development: Federal Housing Administration .....	.....	.....	.....	19	19	19
Obligations Not Guaranteed by the United States, Issued By:						
Legislative Branch:						
Architect of the Capitol.....	-8	-16	-7	121	113	105
Independent Agencies:						
Federal Communications Commission.....	.....	.....	.....	(**)	(**)	(**)
National Archives and Records Administration .....	-9	-18	-17	134	125	116
Tennessee Valley Authority .....	-353	-1,332	548	24,821	23,842	23,489
<b>Total Agency Securities .....</b>	<b>-370</b>	<b>-1,366</b>	<b>524</b>	<b>25,095</b>	<b>24,099</b>	<b>23,729</b>

... No Transactions

Note: Details may not add to totals due to rounding.

(\*\*) Less than \$500,000

**Table 6. Schedule C (Memorandum)-Federal Agency Borrowing Financed Through the Issue of Treasury Securities, August 2014 and Other Periods**

Classification	[\$ millions]					
	Transactions			Account Balances Current Fiscal Year		
	This Month	Fiscal Year to Date		Beginning of		Close of This Month
This Year		Prior Year	This Year	This Month		
<b>Borrowing from the Treasury:</b>						
Department of Agriculture:						
Farm Service Agency:						
Commodity Credit Corporation.....	973	4,812	1,596	3,729	7,568	8,541
Agricultural Credit Insurance Fund.....	354	824	105	7,433	7,903	8,257
Farm Storage Facility Loans.....	.....	172	139	970	1,142	1,142
Emergency Boll Weevil Loan Fund.....	.....	(**)	.....	3	3	3
Rural Housing Service:						
Rural Housing Insurance.....	244	-322	666	16,566	16,000	16,244
Rural Community Facility Loans Fund.....	228	200	807	5,291	5,263	5,491
Multifamily Housing Revitalization Loan Account.....	29	-15	66	255	211	240
Rural Business - Cooperative Service:						
Rural Business and Industry Loans.....	14	-4	-5	67	49	63
Rural Development Loan Fund.....	7	-4	15	320	309	316
Rural Economic Development Loan Fund.....	13	18	25	140	145	158
Renewable Energy Guaranteed Loan Account.....	.....	.....	-1	(**)	(**)	(**)
Rural Microenterprise Investment Loans.....	1	4	5	18	21	22
Biorefinery Assistance Loan Account.....	.....	.....	8	8	8	8
Rural Utilities Service:						
Rural Water and Waste Disposal Fund.....	560	63	879	12,193	11,696	12,256
Rural Electrification and Telecommunications Fund.....	698	43	9	12,232	11,578	12,275
Rural Telephone Bank.....	1	-61	-10	354	292	293
Distance Learning and Telemedicine Program.....	92	51	238	1,290	1,249	1,341
Foreign Agricultural Service.....	-160	-160	-94	908	908	748
Department of Commerce:						
Departmental Management:						
Emergency Steel Guaranteed Loan Fund.....	.....	1,961	17	39	2,000	2,000
National Oceanic and Atmospheric Administration:						
Fisheries Finance.....	.....	48	25	525	572	572
State and Local Implementation Fund.....	.....	10	7	12	22	22
Department of Defense - Military Programs:						
Arms Initiative Loans.....	.....	.....	.....	(**)	(**)	(**)
Family Housing Improvement Loans.....	118	205	193	1,173	1,260	1,378
Department of Education:						
College Housing and Academic Facilities Loans.....	.....	(**)	(**)	37	37	37
Federal Direct Student Loans.....	1,927	134,867	151,368	736,960	869,900	871,827
Teach Grant Loans.....	-8	81	108	485	574	566
Temporary Student Loan Purchase Authority.....	-625	-220	-4,772	70,559	70,964	70,339
Federal Family Education Loans.....	.....	.....	.....	43,254	43,254	43,254
Department of Energy:						
Bonneville Power Administration Fund.....	38	467	573	3,885	4,314	4,352
Western Area Power Administration - Recovery Act.....	.....	34	-133	58	92	92
Title 17 Innovative Technology Loans.....	.....	109	.....	8	117	117
Advanced Technology Vehicles Manufacturing Loans.....	.....	-4	13	16	12	12
Department of Health and Human Services:						
Consumer Operated and Oriented Plan Program Contingency Fund.....	.....	47	.....	4	51	51
Consumer Operated and Oriented Plan.....	60	309	516	535	784	844
Department of Homeland Security:						
National Flood Insurance Fund.....	.....	.....	6,250	24,000	24,000	24,000
Disaster Assistance Loan Fund.....	1	22	2	76	97	98
Department of Housing and Urban Development:						
Public and Indian Housing Programs:						
Low-Rent Public Housing - Loans and Other Expenses.....	.....	1	95	115	116	116
Native Hawaiian Housing Loans.....	.....	.....	6	6	6	6
Housing Programs:						
Emergency Homeowners' Relief Fund.....	.....	(**)	-2	3	3	3
Federal Housing Administration.....	.....	.....	.....	25,940	25,940	25,940
Green Retrofit Program for Multifamily Housing-Recovery Act.....	.....	.....	.....	15	15	15

**Table 6. Schedule C (Memorandum)-Federal Agency Borrowing Financed Through the Issue of Treasury Securities, August 2014 and Other Periods —Continued**

Classification	[\$ millions]					
	Transactions			Account Balances Current Fiscal Year		
	This Month	Fiscal Year to Date		Beginning of		Close of This Month
This Year		Prior Year	This Year	This Month		
<b>Borrowing from the Treasury:—Continued</b>						
Department of the Interior:						
Helium Fund .....		-44		44		
Bureau of Reclamation Loan Fund .....		(**)	(**)	35	35	35
Bureau of Indian Affairs .....	1	-4	4	9	4	5
Assistance to American Samoa Loan Fund .....		1		9	10	10
Department of Labor:						
Black Lung Disability Trust Fund.....				5,036	5,036	5,036
Department of State:						
Reparation Loans.....		1	1	3	4	4
Department of Transportation:						
Federal Aviation Administration:						
Federal Highway Administration:						
Transportation Infrastructure Finance and Innovation Fund.....	242	1,419	1,340	6,105	7,282	7,524
Federal Railroad Administration:						
Railroad Rehabilitation and Improvement Loan Fund .....	21	75	117	816	870	891
Other.....				(**)	(**)	(**)
Maritime Administration:						
Ocean Freight Differential .....			-24			
Maritime Guaranteed Loan (Title XI) Fund.....		-37		37		
Department of Treasury:						
Departmental Offices:						
Community Development Financial Institutions Fund .....	-2	16	4	38	55	54
Temporary Credit and Liquidity Program .....	-460	-794	-4,936	8,865	8,531	8,072
Troubled Assets Insurance Financing Fund.....			-760			
Troubled Asset Relief Program.....	-7,940	-10,645	-40,119	11,949	9,244	1,304
Small Business Lending Financing Fund .....	-500	-500	-400	3,712	3,712	3,212
Federal Financing Bank Revolving Fund .....	281	-6,025	5,792	63,061	56,755	57,036
Department of Veterans Affairs:						
Veterans Housing Benefit Program Fund.....	4	256	169	681	933	937
Native American Veteran Housing Fund.....		4	9	68	72	72
Vocational Rehabilitation Loan Fund .....		1	3	2	4	4
Corps of Engineers:						
Washington Aqueduct.....		(**)	-2	2	2	2
Environmental Protection Agency:						
Abatement, Control, and Compliance Loan Program.....			(**)	(**)	(**)	(**)
General Services Administration:						
International Assistance Program:						
International Security Assistance:						
Military Debt Reduction.....				36	36	36
Agency for International Development:						
International Debt Reduction .....				478	478	478
Development Credit Authority Loan Fund .....		(**)	2	3	3	3
Overseas Private Investment Corporation .....	28	365	100	2,293	2,630	2,658
International Monetary Programs.....		1	1,825	7,846	7,847	7,847
Small Business Administration:						
Business Loan Fund .....		428	-490	1,432	1,861	1,861
Disaster Loan Fund .....		340	1,111	6,656	6,996	6,996
Independent Agencies:						
Export-Import Bank of the United States.....	-327	3,014	7,393	18,102	21,443	21,116
Federal Communications Commission:						
Spectrum Auction Loan Fund .....		(**)	(**)	(**)		
National Credit Union Administration .....		-2,125	1,525	4,725	2,600	2,600
Presidio Trust Fund .....				50	50	50
Railroad Retirement Board:						
Social Security Equivalent Benefit Account.....	285	-403	-156	3,587	2,899	3,184
Smithsonian Institution:						
John F. Kennedy Center Parking Facilities .....				20	20	20
<b>Total Agency Borrowing from the Treasury</b>						
<b>Financed Through Treasury Securities Issued .....</b>	<b>-3,803</b>	<b>128,902</b>	<b>131,220</b>	<b>1,115,182</b>	<b>1,247,887</b>	<b>1,244,084</b>

**Table 6. Schedule C (Memorandum)-Federal Agency Borrowing Financed Through the Issue of Treasury Securities, August 2014 and Other Periods —Continued**

Classification	[\$ millions]					
	Transactions			Account Balances Current Fiscal Year		
	This Month	Fiscal Year to Date		Beginning of		Close of This Month
This Year		Prior Year	This Year	This Month		
<b>Borrowing from the Federal Financing Bank:</b>						
Department of Agriculture:						
Rural Utilities Service:						
Rural Electrification and Telecommunications Fund .....	252	2,196	3,021	40,638	42,582	42,834
Department of Education:						
Historically Black College and University Capital						
Financing Fund .....	21	119	183	1,129	1,227	1,248
Department of Energy:						
Title 17 Innovative Technology Loans.....	-6	1,334	2,643	7,894	9,235	9,229
Advanced Technology Vehicles Manufacturing .....	.....	-639	-816	5,962	5,323	5,323
Department of Health and Human Services:						
Health Maintenance Organization Loan and						
Loan Guarantee Fund.....	.....	.....	.....	(**)	(**)	(**)
Department of Transportation:						
Railroad Rehabilitation and Improvement Loan Fund .....	.....	(**)	(**)	1	(**)	(**)
Department of Treasury						
Community Development Financial Institutions Fund-Bond Guarantee .....	27	34	.....	.....	7	34
Department of Veterans Affairs:						
Guaranteed Transitional Housing for Homeless Veterans .....	.....	(**)	(**)	5	5	5
General Services Administration:						
Federal Buildings Fund.....	.....	-1,733	-82	1,733	.....	.....
International Assistance Program:						
Foreign Military Financing Program .....	-27	-80	-91	80	27	.....
Small Business Administration:						
Business Loan Fund.....	.....	.....	(**)	.....	.....	.....
Independent Agencies:						
Postal Service.....	.....	.....	.....	15,000	15,000	15,000
<b>Total Borrowing from the Federal Financing Bank .....</b>	<b>266</b>	<b>1,230</b>	<b>4,859</b>	<b>72,441</b>	<b>73,405</b>	<b>73,671</b>

Note: This table includes lending by the Federal Financing Bank accomplished by the purchase of agency financial assets, by the acquisition of agency debt securities, and by direct loans on behalf of an agency. The Federal Financing Bank borrows from Treasury and issues its own securities and in turn may loan these funds to agencies in lieu of agencies borrowing directly through Treasury or issuing their own securities.

... No Transactions  
(\*\*) Less than \$500,000  
Note: Details may not add to totals due to rounding.



This Page Left Blank Intentionally

---

**Table 6. Schedule D-Investments of Federal Government Accounts in Federal Securities, August 2014 and Other Periods**

Classification	[\$ millions]					
	Net Purchases or Sales (-)			Securities Held as Investments Current Fiscal Year		
	This Month	Fiscal Year to Date		Beginning of		Close of This Month
This Year		Prior Year	This Year	This Month		
<b>Federal Funds:</b>						
Department of Agriculture.....	-27	5	29	138	170	143
Department of Commerce.....	.....	2	2	.....	2	2
Department of Defense-Military Programs:						
Defense Cooperation Account.....	.....	(**)	(**)	8	8	8
Department of Energy.....	31	717	817	54,770	55,456	55,487
Department of Health and Human Services.....	.....	3	3	2,098	2,101	2,101
Department of Housing and Urban Development:						
Housing Programs:						
Federal Housing Administration Fund.....	950	5,497	14,906	3	4,550	5,500
Government National Mortgage Association:						
Guarantees of Mortgage-Backed Securities.....	(**)	-336	-281	1,812	1,476	1,476
Department of the Interior.....	-20	-364	640	7,513	7,170	7,149
Department of Labor.....	57	54	892	17,768	17,765	17,822
Department of Transportation.....	7	206	125	1,980	2,178	2,185
Department of the Treasury.....	-13	-777	1,265	26,049	25,284	25,271
Department of Veterans Affairs:						
Veterans Reopened Insurance Fund.....	-3	-23	-24	226	205	202
Servicemen's Group Life Insurance Fund.....	.....	(**)	(**)	1	1	1
Other Defense Civil Programs:						
Uniformed Services Retiree Health Care Fund.....	215	12,258	12,990	188,664	200,707	200,922
Office of Personnel Management:						
Postal Service Contributions.....	.....	6,144	-3,023	42,324	48,468	48,468
<b>Independent Agencies:</b>						
Federal Deposit Insurance Corporation:						
Deposit Insurance Fund.....	248	9,704	-4,289	36,864	46,321	46,568
FSLIC Resolution Fund.....	(**)	2	1	825	827	827
Federal Housing Finance Agency.....	-17	12	14	72	101	84
National Credit Union Administration.....	30	338	-1,645	11,200	11,508	11,538
Postal Service.....	-892	2,238	378	2,860	5,990	5,098
Tennessee Valley Authority.....	.....	(**)	(**)	25	25	25
Other.....	177	1,008	365	15,806	16,637	16,814
Other.....	10	2,573	1,022	10,908	13,471	13,481
Total Treasury Securities.....	754	39,259	24,187	421,914	460,419	461,173
<b>Total Federal Funds.....</b>	<b>754</b>	<b>39,259</b>	<b>24,187</b>	<b>421,914</b>	<b>460,419</b>	<b>461,173</b>
<b>Trust Funds:</b>						
Legislative Branch:						
Library of Congress.....	(**)	5	-17	26	31	31
United States Tax Court.....	(**)	(**)	(**)	11	11	11
Other.....	-1	(**)	(**)	31	32	31
Judicial Branch:						
Judicial Retirement Funds.....	-6	66	68	1,024	1,096	1,090
Department of Agriculture.....	.....	6	35	.....	6	6
Department of Defense-Military Programs:						
Voluntary Separation Incentive Fund.....	-21	-34	-20	269	256	235
Other.....	-7	-28	73	903	882	875
Department of Health and Human Services:						
Federal Hospital Insurance Trust Fund.....	-6,344	-7,130	-30,965	206,010	205,224	198,880
Federal Supplementary Medical Insurance Trust Fund.....	-2,391	3,527	-9,172	67,385	73,303	70,913
Other.....	19	77	25	3,272	3,331	3,349

**Table 6. Schedule D-Investments of Federal Government Accounts in Federal Securities, August 2014 and Other Periods —Continued**

Classification	[\$ millions]					
	Net Purchases or Sales (-)			Securities Held as Investments Current Fiscal Year		
	This Month	Fiscal Year to Date		Beginning of		Close of This Month
This Year		Prior Year	This Year	This Month		
<b>Trust Funds:—Continued</b>						
Department of Homeland Security.....	58	456	544	5,080	5,478	5,536
Department of the Interior.....	(**)	-1	-31	11	11	11
Department of Labor:						
Unemployment Trust Fund.....	3,030	7,800	9,356	29,478	34,249	37,278
Other.....	21	-18	-5	65	26	47
Department of State:						
Foreign Service Retirement and Disability Fund.....	-48	302	518	17,364	17,713	17,666
Other.....	(**)	(**)	9	44	43	43
Department of Transportation:						
Airport and Airway Trust Fund.....	34	431	1,125	11,808	12,205	12,238
Highway Trust Fund.....	8,269	11,025	-5,155	1,957	4,713	12,982
Department of Treasury.....	-65	-26	-118	1,685	1,724	1,659
Department of Veterans Affairs:						
General Post Fund, National Homes.....		-21	19	86	65	65
National Service Life Insurance.....	-85	-581	-576	6,256	5,760	5,675
United States Government Life Insurance Fund.....	(**)	-2	-3	10	8	8
Veterans Special Life Insurance Fund.....	-14	-38	-23	1,914	1,890	1,876
Corps of Engineers.....	88	598	772	7,866	8,376	8,464
Other Defense Civil Programs:						
Military Retirement Fund.....	-5,417	60,252	43,091	421,327	486,995	481,578
Other.....	4	-199	-152	1,844	1,641	1,645
Environmental Protection Agency.....	-1,004	-539	118	4,510	4,975	3,971
National Aeronautics and Space Administration.....	1	(**)	(**)	15	15	16
Office of Personnel Management:						
Civil Service Retirement and Disability Fund:						
Treasury Securities.....	-3,967	106,665	-107,099	719,456	830,088	826,121
Employees Life Insurance Fund.....	544	1,226	640	41,951	42,632	43,177
Employees and Retired Employees Health Benefits Fund.....	438	315	1,909	23,429	23,306	23,744
Social Security Administration:						
Federal Old-Age and Survivors Insurance Trust						
Fund.....	-9,485	63,102	73,816	2,655,599	2,728,185	2,718,700
Federal Disability Insurance Trust Fund.....	-3,628	-27,745	-28,523	100,791	76,674	73,046
Independent Agencies:						
Harry S. Truman Memorial Scholarship Trust Fund.....	(**)	(**)	(**)	54	54	54
Japan-United States Friendship Commission.....				38	38	38
Railroad Retirement Board:						
Treasury Securities.....	-91	403	-20	2,367	2,862	2,770
Agency Securities.....		-2	1	5	3	3
Other.....	221	381	439	1,355	1,514	1,735
Total Treasury Securities.....	-19,847	220,275	-49,319	4,335,291	4,575,413	4,555,566
Total Agency Securities.....		-2	1	5	3	3
<b>Total Trust Funds.....</b>	<b>-19,847</b>	<b>220,273</b>	<b>-49,318</b>	<b>4,335,297</b>	<b>4,575,416</b>	<b>4,555,569</b>
<b>Grand Total.....</b>	<b>-19,092</b>	<b>259,532</b>	<b>-25,131</b>	<b>4,757,211</b>	<b>5,035,835</b>	<b>5,016,743</b>

... No Transactions  
 (\*\*) Less than \$500,000

Note: Details may not add to totals due to rounding.  
 Note: Investments are in Treasury securities unless otherwise noted.

**Table 6. Schedule E-Net Activity, Guaranteed and Direct Loan Financing, August 2014 and Other Periods**

Classification	[\$ millions]					
	Net Transactions (-) denotes net reduction of assets accounts			Account Balances Current Fiscal Year		
	This Month	Fiscal Year to Date		Beginning of		Close of This Month
This Year		Prior Year	This Year	This Month		
<b>Guaranteed Loan Financing Activity:</b>						
Department of Agriculture:						
Farm Service Agency:						
Commodity Credit Corporation Export Fund .....	-79	-108	-44	332	303	224
Agricultural Credit Insurance Fund.....	1	-7	24	-168	-176	-175
Natural Resource Conservation Demonstration Program:						
Agricultural Resource Conservation Demonstration Program .....	.....	.....	.....	(**)	(**)	(**)
Rural Housing Service:						
Rural Community Facility Loans .....	6	3	3	-57	-59	-54
Rural Housing Insurance Fund .....	-588	-557	-630	-3,047	-3,016	-3,604
Rural Business-Cooperative Service:						
Rural Business and Industry Loans .....	36	5	70	-492	-523	-487
Renewable Energy Guaranteed Loan Account .....	27	20	-6	-40	-46	-20
Biorefinery Assistance Loan Account.....	23	23	-1	-44	-44	-21
Rural Utilities Service:						
Rural Water and Waste Disposal Fund.....	(**)	(**)	(**)	-25	-25	-25
Department of Commerce:						
General Administration:						
Emergency Oil, Gas, and Steel Account.....	.....	.....	.....	5	5	5
National Oceanic and Atmospheric Administration:						
Fishing Vessel Obligations.....	.....	(**)	(**)	(**)	.....	.....
Department of Defense-Military Programs .....	(**)	(**)	3	-47	-47	-47
Department of Education:						
Office of Student Financial Assistance:						
Federal Family Education Loans.....	-542	1,295	5,251	34,848	36,685	36,143
Department of Energy:						
Title 17 Innovative Technology Loans.....	-13	-54	(**)	-169	-210	-223
Department of Health and Human Services:						
Health Resources and Services Administration:						
Health Center Loans.....	.....	(**)	(**)	-3	-2	-2
Health Education Assistance Loans.....	.....	42	-54	-112	-70	-70
Department of Housing and Urban Development:						
Public and Indian Housing Programs:						
Indian Housing Loans .....	-1	-103	10	-48	-150	-151
Native Hawaiian Housing Loans .....	(**)	1	1	(**)	1	(**)
Community Planning and Development:						
Community Development Loans .....	.....	4	-7	-107	-104	-104
Housing Programs:						
FHA-Mutual Mortgage Insurance Loans .....	1,079	11,061	23,478	-26,306	-16,324	-15,245
FHA-General and Special Risk Fund .....	161	3,707	-3,166	-8,219	-4,673	-4,512
Home Ownership Preservation Entity Fund .....	1	2	1	-20	-18	-18
Government National Mortgage Association:						
Guarantees of Mortgaged-Backed Securities .....	-169	-1,976	-2,173	4,956	3,149	2,980

**Table 6. Schedule E-Net Activity, Guaranteed and Direct Loan Financing, August 2014 and Other Periods —Continued**

Classification	[\$ millions]					
	Net Transactions (-) denotes net reduction of assets accounts			Account Balances Current Fiscal Year		
	This Month	Fiscal Year to Date		Beginning of		Close of This Month
This Year		Prior Year	This Year	This Month		
<b>Guaranteed Loan Financing Activity:—Continued</b>						
Department of the Interior:						
Bureau of Indian Affairs .....	(**)	(**)	(**)	-56	-56	-56
Department of Transportation:						
Office of the Secretary:						
Minority Business Resource Center Fund .....	(**)	(**)	(**)	-1	(**)	(**)
Federal Highway Administration:						
Transportation Infrastructure Finance and Innovation Fund .....	.....	.....	.....	(**)	(**)	(**)
Maritime Administration:						
Maritime Guaranteed Loan (Title XI) Fund .....	.....	-10	(**)	-194	-204	-204
Department of the Treasury:						
Departmental Offices:						
Air Transportation Stabilization Fund .....	.....	.....	.....	(**)	(**)	(**)
Troubled Assets Insurance Financing Fund .....	.....	.....	-766	(**)	(**)	(**)
Troubled Asset Relief Program .....	.....	2	-4	-15	-13	-13
Department of Veterans Affairs:						
Veterans Benefits Administration:						
Veterans Housing Benefit Program Fund .....	-2	-2,197	-1,025	-5,356	-7,551	-7,553
International Assistance Program:						
Agency for International Development:						
Ukraine Export Credit Insurance Fund .....	.....	-194	.....	.....	-194	-194
Loan Guarantees to Israel .....	.....	.....	.....	-1,379	-1,379	-1,379
Urban and Environmental Credit Guaranteed Loans .....	-1	2	2	-56	-53	-54
Microenterprise and Small Enterprise Development .....	(**)	.....	.....	(**)	(**)	(**)
Development Credit Authority Loan Fund .....	(**)	-8	-6	-54	-62	-62
Loan Guarantees to Egypt .....	.....	.....	.....	-458	-458	-458
Tunisia Loan Fund .....	.....	-188	.....	-12	-200	-200
Overseas Private Investment Corporation .....	10	-6	24	125	109	119
Small Business Administration:						
Business Loan Fund .....	-109	28	675	-2,156	-2,019	-2,128
Independent Agencies:						
Export-Import Bank of the United States .....	-5	284	-562	-1,995	-1,706	-1,711
<b>Net Activity, Guaranteed Loan Financing .....</b>	<b>-169</b>	<b>11,070</b>	<b>21,096</b>	<b>-10,369</b>	<b>870</b>	<b>701</b>

**Table 6. Schedule E-Net Activity, Guaranteed and Direct Loan Financing, August 2014 and Other Periods —Continued**

Classification	[\$ millions]					
	Net Transactions (-) denotes net reduction of assets accounts			Account Balances Current Fiscal Year		
	This Month	Fiscal Year to Date		Beginning of		Close of This Month
This Year		Prior Year	This Year	This Month		
<b>Direct Loan Financing Activity:</b>						
Department of Agriculture:						
Farm Service Agency:						
Agricultural Credit Insurance Fund.....	59	232	-180	6,949	7,122	7,181
Farm Storage Facility Loans.....	1	32	2	742	772	774
Apple Loans Fund.....	.....	(**)	(**)	(**)	(**)	(**)
Emergency Boll Weevil Loan Fund.....	.....	(**)	-1	3	3	3
Rural Housing Service:						
Rural Community Facility Loans Fund.....	30	176	295	4,577	4,724	4,753
Rural Housing Insurance Fund.....	-289	-740	-820	15,356	14,904	14,615
Multifamily Housing Revitalization Loan Account.....	-1	4	20	197	203	202
Rural Business-Cooperative Service:						
Rural Business and Industry Loan Fund.....	-4	-5	-4	45	44	40
Rural Development Loan Fund.....	-2	-18	-17	298	283	280
Rural Economic Development Loan Fund.....	5	28	6	111	133	138
Rural Microenterprise Investment Loans.....	(**)	2	4	17	20	20
Rural Utilities Service:						
Rural Water and Waste Disposal Loans.....	293	143	-112	10,199	10,048	10,341
Rural Electrification and Telecommunications Fund.....	-207	1,436	2,625	48,457	50,100	49,893
Rural Telephone Bank.....	-8	-52	-64	293	250	242
Distance Learning and Telemedicine Program.....	-137	-125	82	1,145	1,157	1,020
Rural Development Insurance Fund.....	.....	.....	.....	1,065	1,065	1,065
Foreign Agricultural Service:						
P.L. 480 Direct Loan Fund.....	-6	-162	-106	783	627	621
International Debt Reduction.....	(**)	-7	-4	5	-2	-2
Department of Commerce:						
National Oceanic and Atmospheric Administration:						
Fisheries Finance.....	-5	-30	-31	525	499	494
Department of Defense-Military Programs.....	113	152	159	1,173	1,212	1,325
Department of Education:						
Office of Postsecondary Education:						
College Housing and Academic Facilities Loans.....	(**)	-1	-2	5	4	4
Historically Black College and University Capital Financing Fund.....	33	127	379	939	1,033	1,066
Office of Student Financial Assistance:						
Federal Direct Student Loans.....	14,921	78,881	108,000	674,580	738,540	753,461
Teach Grant Loans.....	1	55	88	453	507	508
Temporary Student Loan Purchase Authority.....	-961	-8,395	-10,483	107,415	99,980	99,020
Department of Energy:						
Advanced Technology Vehicles Manufacturing Loans.....	.....	-472	49	5,651	5,179	5,179
Title 17 Innovative Technology Loans.....	19	1,426	2,399	6,726	8,132	8,152
Department of Health and Human Services:						
Consumer Operated and Oriented Plan.....	73	317	322	417	661	734
Consumer Operated and Oriented Plan Prog. Contingency Fund.....	.....	21	.....	1	23	23
Department of Homeland Security:						
Disaster Assistance Loan Fund.....	(**)	13	-4	39	52	53
Department of Housing and Urban Development:						
Housing Programs:						
Emergency Homeowners' Relief Fund.....	(**)	-1	(**)	2	1	1
FHA-Mutual Mortgage Insurance Loans.....	.....	(**)	(**)	-5	-5	-5
FHA-General and Special Risk Fund.....	.....	.....	.....	(**)	(**)	(**)
Green Retrofit Program for Multifamily Housing Fund.....	(**)	-5	-6	6	1	(**)

**Table 6. Schedule E-Net Activity, Guaranteed and Direct Loan Financing, August 2014 and Other Periods —Continued**

Classification	[\$ millions]					
	Net Transactions (-) denotes net reduction of assets accounts			Account Balances Current Fiscal Year		
	This Month	Fiscal Year to Date		Beginning of		Close of This Month
This Year		Prior Year	This Year	This Month		
<b>Direct Loan Financing Activity:—Continued</b>						
Department of the Interior:						
Bureau of Reclamation .....	.....	-3	-3	36	33	33
Bureau of Indian Affairs .....	(**)	-1	-1	4	3	3
Assistance to American Samoa Loan Fund .....	1	(**)	-1	9	8	9
Department of State:						
Administration of Foreign Affairs:						
Repatriation Loans .....	(**)	-1	-1	1	(**)	(**)
Department of Transportation:						
Federal Highway Administration:						
Transportation Infrastructure Finance and Innovation Fund .....	-168	772	878	5,677	6,617	6,450
Tiger Tifia Loan Fund .....	7	34	392	401	428	435
Federal Railroad Administration:						
Railroad Rehabilitation and Improvement Loan Fund .....	21	25	82	810	815	836
Department of the Treasury:						
Departmental Offices:						
Community Development Financial Institutions Fund .....	26	48	2	38	60	86
GSE Mortgage-Backed Securities Purchase Program .....	.....	.....	705	4,613	4,613	4,613
Temporary Credit and Liquidity Program .....	-70	-833	-5,131	8,458	7,696	7,626
Troubled Asset Relief Program .....	-176	-9,080	-21,441	9,735	831	655
Small Business Lending Program .....	-71	-517	-436	3,639	3,193	3,122
Bureau of the Fiscal Service:						
Financial Management Service .....	.....	.....	.....	(**)	(**)	(**)
Department of Veterans Affairs:						
Veterans Benefits Administration:						
Veterans Housing Benefit Program Fund .....	-5	-57	-109	570	518	513
Native American Veteran Housing Fund .....	(**)	-1	1	62	61	61
Transitional Housing Loans .....	(**)	(**)	(**)	(**)	(**)	(**)
Vocational Rehabilitation Loan Fund .....	(**)	(**)	(**)	1	1	1
Environmental Protection Agency:						
Abatement, Control, and Compliance Loan Program .....	.....	(**)	(**)	(**)	(**)	(**)
International Assistance Program:						
International Security Assistance:						
Foreign Military Loan Program .....	.....	.....	.....	-27	-27	-27
Military Debt Reduction .....	.....	.....	.....	36	36	36
Agency for International Development:						
International Debt Reduction .....	(**)	-25	-25	116	91	91
Overseas Private Investment Corporation .....	-12	-54	-109	1,359	1,318	1,305
International Monetary Programs .....	-1	-12	-9	-60	-70	-71
Small Business Administration:						
Business Loan Fund .....	(**)	18	9	124	142	143
Disaster Loan Fund .....	-48	-461	-185	5,858	5,446	5,397
Independent Agencies:						
Export-Import Bank of the United States .....	182	1,740	5,708	17,086	18,645	18,827
Federal Communications Commission:						
Spectrum Auction Loan Fund .....	(**)	3	-2	-6	-3	-3
<b>Net Activity, Direct Loan Financing .....</b>	<b>13,616</b>	<b>64,629</b>	<b>82,924</b>	<b>946,711</b>	<b>997,724</b>	<b>1,011,340</b>

Note: Federal credit programs provide benefits to the public in the form of direct loans and loan guarantees. This table reflects cash transactions and balances of the nonbudgetary financing fund accounts that result from the disbursement of loans, collection of fees, repayment of principle, sale of collateral, interest, and subsidy received from the credit program accounts at net present value in accordance with the Credit Reform Act of 1990. Unreimbursed costs such as administrative expenses and subsidy payments are reported on a cash basis and included within each program's budgetary totals in Table 5.

... No Transactions  
(\*\*) Less than \$500,000  
Note: Details may not add to totals due to rounding.

**Table 7. Receipts and Outlays of the U.S. Government by Month, Fiscal Year 2014 —**

Classification	[\$ millions]												Fiscal Year to Date	Comparable Period Prior F.Y.
	Oct.	Nov.	Dec.	Jan.	Feb.	March	April	May	June	July	Aug.	Sept.		
<b>Receipts:</b>														
Individual Income Taxes.....	99,106	82,711	124,608	169,388	37,956	71,145	238,164	79,945	142,735	97,717	89,798		1,233,274	1,175,536
Corporation Income Taxes.....	6,475	498	62,287	8,147	8,015	32,133	39,253	8,031	70,178	8,280	3,902		247,200	216,360
Social Insurance and Retirement Receipts:														
Employment and General Retirement.....	67,580	72,817	75,820	90,888	73,864	89,569	102,538	75,668	88,551	72,171	74,154		883,619	808,460
Unemployment Insurance.....	3,340	4,590	472	5,497	3,694	473	9,574	15,591	1,382	4,398	5,580		54,591	56,524
Other Retirement.....	293	273	273	266	319	308	252	311	277	262	321		3,155	3,256
Excise Taxes.....	5,852	6,938	6,418	6,540	6,238	6,375	7,505	5,697	6,449	7,928	7,110		73,051	72,894
Estate and Gift Taxes.....	1,772	2,109	1,406	1,248	1,062	1,152	2,402	1,432	1,353	2,228	1,539		17,702	17,783
Customs Duties.....	3,166	2,848	2,833	3,000	2,484	2,475	2,886	2,434	2,600	3,310	2,867		30,902	28,859
Miscellaneous Receipts.....	11,344	9,668	9,105	11,024	10,718	12,216	11,662	10,781	10,120	14,319	8,977		119,933	92,871
<b>Total--Receipts This Year.....</b>	<b>198,927</b>	<b>182,453</b>	<b>283,221</b>	<b>295,997</b>	<b>144,349</b>	<b>215,846</b>	<b>414,237</b>	<b>199,889</b>	<b>323,646</b>	<b>210,613</b>	<b>194,248</b>		<b>2,663,426</b>	.....
(On-Budget).....	148,871	128,657	228,231	226,228	86,974	145,924	335,529	140,789	255,321	155,273	137,291		1,989,088	.....
(Off-Budget).....	50,056	53,796	54,990	69,769	57,375	69,922	78,708	59,100	68,325	55,340	56,957		674,338	.....
<i>Total--Receipts Prior Year.....</i>	<i>184,316</i>	<i>161,730</i>	<i>269,508</i>	<i>272,225</i>	<i>122,815</i>	<i>186,018</i>	<i>406,723</i>	<i>197,182</i>	<i>286,627</i>	<i>200,030</i>	<i>185,370</i>		.....	<i>2,472,542</i>
<i>(On Budget).....</i>	<i>144,166</i>	<i>118,561</i>	<i>230,049</i>	<i>207,810</i>	<i>67,807</i>	<i>120,570</i>	<i>332,553</i>	<i>139,762</i>	<i>220,392</i>	<i>146,265</i>	<i>130,599</i>		.....	<i>1,858,532</i>
<i>(Off Budget).....</i>	<i>40,150</i>	<i>43,169</i>	<i>39,459</i>	<i>64,415</i>	<i>55,008</i>	<i>65,448</i>	<i>74,170</i>	<i>57,420</i>	<i>66,235</i>	<i>53,765</i>	<i>54,771</i>		.....	<i>614,010</i>
<b>Outlays:</b>														
Legislative Branch.....	358	344	329	340	311	374	323	337	325	353	332		3,725	3,946
Judicial Branch.....	573	533	532	677	501	604	542	534	578	555	643		6,272	6,508
Department of Agriculture:														
Commodity Credit Corporation and Foreign Agricultural Service.....	5,623	2,493	1,219	882	497	-515	-88	115	383	473	1,008		12,092	9,949
Other.....	12,287	11,367	12,663	11,542	10,553	11,497	10,656	9,903	10,872	9,816	10,462		121,618	136,535
Department of Commerce.....	512	625	669	615	614	816	668	623	631	616	-561		5,830	8,324
Department of Defense:														
Military Programs:														
Military Personnel.....	24,883	16,043	11,041	10,843	11,017	6,764	10,763	16,299	6,492	11,664	16,695		142,504	144,366
Operation and Maintenance.....	19,727	18,718	19,947	18,949	20,098	20,518	20,847	21,030	20,021	19,408	22,584		221,848	237,520
International Reconstruction and Other Assistance.....	(**)	1	.....	.....	(**)	(**)	(**)	(**)	.....	(**)	.....		1	4
Procurement.....	7,111	7,301	10,524	14,086	7,279	10,071	9,785	7,029	8,618	8,354	8,111		98,270	104,719
Research, Development, Test, and Evaluation.....	4,437	4,569	6,587	4,030	5,470	6,112	5,943	4,678	5,830	5,106	5,288		58,048	59,541
Military Construction.....	842	868	807	899	633	744	836	732	845	878	825		8,909	11,174
Family Housing.....	104	118	113	69	118	-210	124	395	141	109	129		1,209	1,659
Revolving and Management Funds.....	203	197	885	1,780	-320	543	-712	-525	-470	384	427		2,392	3,043
Other.....	84	-605	-14	-185	66	346	-386	-748	282	-43	-1,129		-2,331	-2,083
<b>Total Military Programs.....</b>	<b>57,391</b>	<b>47,209</b>	<b>49,890</b>	<b>50,472</b>	<b>44,361</b>	<b>44,888</b>	<b>47,200</b>	<b>48,891</b>	<b>41,759</b>	<b>45,860</b>	<b>52,930</b>		<b>530,850</b>	<b>559,942</b>
Department of Education.....	2,857	5,503	5,620	760	4,760	6,161	5,175	5,164	10,969	4,403	6,825		58,197	38,725
Department of Energy.....	2,331	1,809	2,192	1,783	1,644	2,049	2,023	1,710	1,894	1,893	1,661		20,990	22,576
Department of Health and Human Services:														
National Institutes of Health.....	2,169	2,719	2,406	2,239	2,322	2,629	2,929	2,471	2,541	2,444	2,558		27,427	28,140
Centers for Medicare and Medicaid Services:														
Grants to States for Medicaid.....	24,594	20,620	23,002	24,000	24,274	23,847	24,904	25,709	27,165	31,430	23,474		273,019	244,083
Federal Hospital Ins. Trust Fund.....	21,717	26,638	16,432	28,326	22,512	15,619	22,470	29,555	15,213	24,586	23,482		246,550	257,491
Federal Supp. Med. Ins. Trust Fund.....	22,031	37,847	15,410	41,359	23,790	14,750	28,333	40,110	15,127	30,194	30,045		298,997	297,560
Other.....	24,908	27,478	17,645	28,403	19,113	18,924	29,857	25,028	20,796	21,003	22,232		255,387	237,426
Administration for Children and Families.....	3,647	3,955	4,287	4,322	3,805	4,181	4,277	3,981	4,047	4,113	3,654		44,268	45,665
Other.....	-22,434	-30,459	-20,473	-35,463	-23,585	-20,302	-33,417	-31,422	-24,668	-24,504	-25,466		-292,193	-277,472
Department of Homeland Security.....	3,592	3,598	3,674	3,573	3,045	4,022	3,218	3,074	3,626	3,348	3,908		38,680	52,272
Department of Housing and Urban Development.....	2,916	3,383	3,226	3,255	3,301	6,091	3,197	1,042	3,133	2,986	3,190		35,719	32,545
Department of the Interior.....	1,194	959	435	834	667	1,061	1,256	788	1,180	859	810		10,042	8,455
Department of Justice.....	2,830	2,503	69	2,316	1,551	3,305	2,610	1,975	1,946	-1,797	2,450		19,757	27,125
Department of Labor:														
Unemployment Trust Fund.....	5,122	4,627	5,154	4,794	4,057	3,755	3,876	3,235	2,822	3,363	2,924		43,728	67,811
Other.....	-1,235	1,125	1,735	1,269	1,061	746	8	1,141	1,051	1,074	819		8,794	8,120
Department of State.....	2,218	2,488	2,362	1,689	1,424	2,361	3,000	1,650	1,824	2,053	1,505		22,573	21,774
Department of Transportation:														
Highway Trust Fund.....	4,104	3,535	3,492	2,437	2,205	2,727	3,079	2,727	4,354	4,496	4,393		37,548	36,673
Other.....	2,799	3,007	2,933	2,248	2,656	2,426	3,143	2,249	3,183	2,983	2,328		29,956	30,932
Department of the Treasury:														
Interest on Treasury Debt Securities (Gross).....	15,799	22,327	87,712	19,499	21,266	26,270	31,100	32,081	97,566	29,261	27,094		409,974	395,826
Other.....	2,248	2,330	-36,745	2,995	63,438	-8,958	11,809	6,483	-5,403	6,083	4,435		48,715	23,819



**Table 7. Receipts and Outlays of the U.S. Government by Month, Fiscal Year 2014 —Continued**

Classification	[\$ millions]												Fiscal Year to Date	Comparable Period Prior F.Y.
	Oct.	Nov.	Dec.	Jan.	Feb.	March	April	May	June	July	Aug.	Sept.		
<b>Outlays:—Continued</b>														
<b>Department of Veterans Affairs:</b>														
Compensation and Pensions.....	5,719	10,576	5,697	5,613	5,982	740	5,850	11,083	610	5,929	11,363		69,163	63,820
National Service Life.....	83	64	65	76	73	89	94	79	66	81	86		855	891
Other.....	6,324	6,314	5,884	7,511	5,928	7,402	7,000	6,434	5,526	5,917	7,669		71,911	66,778
Corps of Engineers.....	725	529	513	474	455	545	524	622	488	537	561		5,973	5,744
Other Defense Civil Programs.....	5,403	9,112	5,986	5,347	4,844	460	3,152	8,398	495	4,372	8,685		56,253	55,903
Environmental Protection.....	790	730	613	823	601	626	774	624	797	584	1,748		8,710	8,546
Executive Office of the President.....	23	34	29	39	29	27	34	30	26	31	40		341	346
General Services Administration.....	76	-21	-158	64	-134	-140	127	80	-153	-35	-319		-614	-183
<b>International Assistance Program:</b>														
International Security Assistance.....	1,212	851	1,365	634	2,613	541	454	619	1,092	558	593		10,532	8,951
Multilateral Assistance.....	3	249	158	20	1	21	153	322	1,389	3	28		2,347	2,749
Agency for International Development.....	469	365	399	537	671	231	159	731	437	664	465		5,130	5,183
Other.....	-259	-691	539	-61	13	207	-27	15	-375	198	441		(**)	1,037
National Aeronautics and Space Administration.....	968	1,617	1,880	1,160	1,252	1,593	1,255	1,344	1,410	1,591	1,451		15,522	15,233
National Science Foundation.....	504	653	480	486	510	498	534	520	612	697	702		6,196	6,657
Office of Personnel Management.....	7,662	7,216	6,652	7,766	6,857	7,538	8,206	6,929	6,733	8,050	6,637		80,246	76,878
Small Business Administration.....	89	96	81	76	-709	84	77	86	79	74	72		105	371
<b>Social Security Administration:</b>														
Federal Old-Age and Survivors Ins. Trust Fund (Off-Budget).....	56,690	57,026	57,579	58,152	58,229	58,718	58,867	59,012	63,509	59,166	59,528		646,477	613,995
Federal Disability Ins. Trust Fund (Off-Budget).....	11,755	12,003	11,718	11,966	11,923	12,205	12,184	12,123	12,521	12,028	12,106		132,532	130,909
Other.....	4,475	8,799	4,761	4,631	4,607	98	4,644	9,156	81	4,546	9,045		54,843	53,514
<b>Independent Agencies:</b>														
<b>Fed. Deposit Ins. Corp.:</b>														
Deposit Insurance Fund.....	-58	-676	-3,032	375	-1,143	-1,904	182	-435	-2,812	217	-247		-9,534	4,934
FSLIC Resolution Fund.....	(**)	(**)	-2	1	(**)	(**)	(**)	(**)	-2	(**)	(**)		-2	305
<b>Postal Service:</b>														
<b>Off-Budget:</b>														
Public Enterprise Funds.....	429	-805	-1,105	436	-456	-51	-730	-269	-255	-514	841		-2,479	-2,260
Other.....	4	71	.....	10	171	(**)	.....	.....	.....	.....	(**)		256	255
Other.....	78	.....	(**)	(**)	(**)	(**)	(**)	(**)	.....	.....	.....		78	74
Tennessee Valley Authority.....	3	-459	-186	-250	-204	-89	-44	-126	164	42	-369		-1,519	392
Other Independent Agencies.....	994	1,955	960	2,698	2,831	1,807	2,150	2,643	-2,351	2,278	2,880		18,845	24,522
<b>Undistributed Offsetting Receipts:</b>														
Employer Share, Employee Retirement.....	-19,361	-5,246	-5,240	-5,636	-5,240	-5,580	-5,047	-5,758	-5,316	-5,353	-5,760		-73,537	-75,555
Interest Received by Trust Funds.....	5,134	-1,150	-70,528	-1,337	-1,487	-1,725	-4,762	-3,340	-72,867	-3,668	-2,267		-157,996	-156,232
Rents and Royalties on Outer Continental Shelf Lands.....	-571	-93	-980	-531	-481	-541	-575	-213	-1,693	-703	-157		-6,537	-8,046
Sale of Major Assets.....	.....	.....	.....	.....	.....	.....	.....	.....	.....	.....	.....		.....	-2,588
Other.....	(**)	(**)	(**)	.....	.....	.....	.....	.....	(**)	(**)	(**)		(**)	(**)
<b>Totals This Year:</b>														
Total Outlays.....	289,511	317,679	230,001	306,247	337,880	252,732	307,383	329,860	253,127	305,233	322,956		3,252,611	.....
(On-Budget).....	225,419	250,867	212,435	244,403	269,430	183,524	245,856	260,468	228,600	243,296	251,939		2,616,236	.....
(Off-Budget).....	64,093	66,813	17,566	61,844	68,450	69,208	61,527	69,392	24,527	61,937	71,017		636,375	.....
Total-Surplus (+) or Deficit (-).....	-90,584	-135,226	+53,220	-10,250	-193,532	-36,886	+106,853	-129,971	+70,519	-94,620	-128,708		-589,185	.....
(On-Budget).....	-76,547	-122,210	+15,796	-18,174	-182,457	-37,600	+89,673	-119,679	+26,721	-88,023	-114,648		-627,148	.....
(Off-Budget).....	-14,037	-13,017	+37,424	+7,925	-11,075	+713	+17,181	-10,292	+43,798	-6,597	-14,060		+37,963	.....
Total Borrowing from the Public.....	204,141	93,153	73,643	-48,518	183,562	126,952	-115,417	34,692	34,376	79,006	80,884		746,474	694,617
Total-Outlays Prior Year.....	304,311	333,841	270,699	269,340	326,354	292,548	293,834	335,914	170,126	297,627	333,284		.....	3,227,877
(On-Budget).....	255,939	278,998	267,740	212,015	260,700	226,200	236,743	269,499	150,562	237,755	265,347		.....	2,661,499
(Off-Budget).....	48,372	54,844	2,959	57,324	65,653	66,348	57,091	66,415	19,564	59,872	67,937		.....	566,378
Total-Surplus (+) or Deficit (-) Prior Year.....	-119,995	-172,112	-1,191	+2,886	-203,539	-106,530	+112,889	-138,732	+116,501	-97,597	-147,914		.....	-755,334
(On-Budget).....	-111,774	-160,437	-37,691	-4,205	-192,894	-105,630	+95,810	-129,737	+69,830	-91,491	-134,748		.....	-802,967
(Off-Budget).....	-8,222	-11,675	+36,500	+7,091	-10,645	-900	+17,079	-8,995	+46,672	-6,107	-13,166		.....	+47,632

... No Transactions  
 (\*\*) Less than \$500,000

Note: Details may not add to totals due to rounding.

**Table 8. Trust Fund Impact on Budget Results and Investment Holdings as of August 31, 2014**

[\$ millions]

Classification	This Month			Fiscal Year to Date			Securities Held as Investments Current Fiscal Year		
	Receipts	Outlays	Excess	Receipts	Outlays	Excess	Beginning of		Close of
							This Year	This Month	
<b>Trust Receipts, Outlays, and Investments Held:</b>									
Airport and Airway .....	1,140	1,197	-57	11,767	12,058	-291	11,808	12,205	12,238
Black Lung Disability.....	53	17	35	500	203	297	.....	.....	.....
Federal Disability Insurance.....	8,489	12,106	-3,617	105,061	132,532	-27,471	100,791	76,674	73,046
Federal Employees Life and Health.....	.....	-974	974	.....	-1,760	1,760	65,380	65,938	66,921
Federal Employees Retirement .....	2,683	6,703	-4,020	57,792	73,936	-16,144	737,855	848,908	844,888
Federal Hospital Insurance.....	17,637	23,573	-5,936	241,186	247,776	-6,590	206,010	205,224	198,880
Federal Old-Age and Survivors Insurance.....	49,925	59,528	-9,603	709,688	646,477	63,211	2,655,599	2,728,185	2,718,700
Federal Supplementary Medical Insurance.....	27,587	30,045	-2,458	300,050	298,994	1,057	67,385	73,303	70,913
Hazardous Substance Superfund.....	6	37	-31	1,040	710	330	3,187	3,574	3,531
Highways.....	14,378	5,466	8,912	55,755	46,848	8,907	1,957	4,713	12,982
Military Advances.....	1,945	2,200	-255	25,369	24,092	1,277	.....	.....	.....
Military Retirement.....	3,755	8,881	-5,126	111,169	54,967	56,202	421,327	486,995	481,578
Railroad Retirement.....	369	1,099	-730	14,993	12,383	2,611	2,372	2,865	2,774
Unemployment .....	5,650	2,934	2,716	61,273	43,821	17,452	29,478	34,249	37,278
Veterans Life Insurance.....	-2	97	-99	298	921	-623	8,180	7,659	7,559
All Other Trust .....	2,050	1,450	601	8,073	6,353	1,720	23,968	24,923	24,281
<b>Total Trust Fund Receipts and Outlays and Investments Held from Table 6-D.....</b>	<b>135,664</b>	<b>154,356</b>	<b>-18,692</b>	<b>1,704,015</b>	<b>1,600,312</b>	<b>103,703</b>	<b>4,335,297</b>	<b>4,575,416</b>	<b>4,555,569</b>
Less: Interfund Transactions.....	48,859	48,859	.....	710,668	710,668	.....	.....	.....	.....
<b>Trust Fund Receipts and Outlays on the Basis of Tables 4 &amp; 5 .....</b>	<b>86,805</b>	<b>105,497</b>	<b>-18,692</b>	<b>993,347</b>	<b>889,644</b>	<b>103,703</b>			
<b>Total Federal Fund Receipts and Outlays.....</b>	<b>107,511</b>	<b>217,527</b>	<b>-110,016</b>	<b>1,670,883</b>	<b>2,363,770</b>	<b>-692,888</b>			
Less: Interfund Transactions.....	69	69	.....	803	803	.....			
<b>Federal Fund Receipts and Outlays on the Basis of Table 4 &amp; 5.....</b>	<b>107,442</b>	<b>217,459</b>	<b>-110,016</b>	<b>1,670,080</b>	<b>2,362,968</b>	<b>-692,888</b>			
<b>Net Budget Receipts &amp; Outlays .....</b>	<b>194,248</b>	<b>322,956</b>	<b>-128,708</b>	<b>2,663,426</b>	<b>3,252,611</b>	<b>-589,185</b>			

Note: Interfund receipts and outlays are transactions between Federal funds and Trust funds such as Federal payments and contributions, and interest and profits on investments in federal securities. They have no net effect on overall budget receipts and outlays since the receipt side of such transactions is offset against budget outlays. In this table, Interfund receipts are shown as an adjustment to arrive at total receipts and outlays of trust funds respectively.

... No Transactions  
Note: Details may not add to totals due to rounding.

**Table 9. Summary of Receipts by Source, and Outlays by Function of the U.S. Government, August 2014 and Other Periods**

[\$ millions]

Classification	This Month	Fiscal Year to Date	Comparable Period Prior Fiscal Year
<b>Receipts</b>			
Individual Income Taxes.....	89,798	1,233,274	1,175,536
Corporation Income Taxes.....	3,902	247,200	216,360
<b>Social Insurance and Retirement Receipts:</b>			
Employment and General Retirement.....	74,154	883,619	808,460
Unemployment Insurance.....	5,580	54,591	56,524
Other Retirement .....	321	3,155	3,256
Excise Taxes .....	7,110	73,051	72,894
Estate and Gift Taxes .....	1,539	17,702	17,783
Customs Duties .....	2,867	30,902	28,859
Miscellaneous Receipts .....	8,977	119,933	92,871
<b>Total.....</b>	<b>194,248</b>	<b>2,663,426</b>	<b>2,472,542</b>
<b>Net Outlays</b>			
National Defense .....	54,993	555,382	585,276
International Affairs.....	3,032	41,122	40,416
General Science, Space, and Technology.....	2,556	25,800	26,112
Energy .....	285	4,247	10,018
Natural Resources and Environment .....	3,864	31,651	32,608
Agriculture .....	1,873	27,408	31,810
Commerce and Housing Credit.....	1,830	-85,520	-84,261
Transportation .....	8,025	81,618	82,302
Community and Regional Development.....	2,055	19,680	30,749
Education, Training, Employment and Social Services.....	8,861	85,676	66,599
Health.....	33,378	371,706	328,999
Medicare.....	46,360	467,386	474,886
Income Security.....	42,515	486,223	509,535
Social Security.....	71,638	779,016	744,883
Veterans Benefits and Services.....	19,160	142,422	132,039
Administration of Justice.....	4,084	46,414	48,852
General Government .....	1,655	13,921	22,427
Net Interest.....	23,931	239,753	230,815
Undistributed Offsetting Receipts .....	-7,137	-81,295	-86,189
<b>Total.....</b>	<b>322,956</b>	<b>3,252,611</b>	<b>3,227,877</b>

Note: Details may not add to totals due to rounding.

# Explanatory Notes

## 1. Flow of Data into Monthly Treasury Statement

The *Monthly Treasury Statement (MTS)* is assembled from data in the central accounting system. The major sources of data include monthly accounting reports by Federal entities and disbursing officers, and daily reports from the Federal Reserve banks. These reports detail accounting transactions affecting receipts and outlays of the Federal Government and off-budget Federal entities, and their related effect on the assets and liabilities of the U.S. Government. Information is presented in the *MTS* on a modified cash basis.

## 2. Notes on Receipts

Receipts included in the report are classified into the following major categories: (1) budget receipts and (2) offsetting collections (also called applicable receipts). Budget receipts are collections from the public that result from the exercise of the Government's sovereign or governmental powers, excluding receipts offset against outlays. These collections, also called governmental receipts, consist mainly of tax receipts (including social insurance taxes), receipts from court fines, certain licenses, and deposits of earnings by the Federal Reserve System. Refunds of receipts are treated as deductions from gross receipts.

Offsetting collections are from other Government accounts or the public that are of a business-type or market-oriented nature. They are classified into two major categories: (1) offsetting collections credited to appropriations or fund accounts, and (2) offsetting receipts (i.e., amounts deposited in receipt accounts). Collections credited to appropriation or fund accounts normally can be used without appropriation action by Congress. These occur in two instances: (1) when authorized by law, amounts collected for materials or services are treated as reimbursements to appropriations and (2) in the three types of revolving funds (public enterprise, intra governmental, and trust); collections are netted against spending, and outlays are reported as the net amount.

Offsetting receipts in receipt accounts cannot be used without being appropriated. They are subdivided into two categories: (1) proprietary receipts - these collections are from the public and they are offset against outlays by agency and by function, and (2) intra governmental funds - these are payments into receipt accounts from Governmental appropriation or fund accounts. The transactions may be intrabudgetary when the payment and receipt both occur within the budget or from receipts from off-budget Federal entities in those cases where payment is made by a Federal entity whose budget authority and outlays are excluded from the budget totals.

Intrabudgetary transactions are subdivided into three categories: (1) interfund transactions, where the payments are from one fund group (either Federal funds or trust funds) to a receipt account in the other fund group; (2) Federal intrafund transactions, where the payments and receipts both occur within the Federal fund group; and (3) trust intrafund transactions, where the payments and receipts both occur within the trust fund group.

Offsetting receipts are generally deducted from budget authority and outlays by function, by subfunction, or by agency. There are four types of receipts, however, that are deducted from budget totals as undistributed offsetting receipts. They are: (1) agencies' payments (including payments by off-budget Federal entities) as employers into employees retirement funds, (2) interest received by trust funds, (3) rents and royalties on the Outer Continental Shelf lands, and (4) other interest (i.e., interest collected on Outer Continental Shelf money in deposit funds when such money is transferred into the budget).

## 3. Notes on Outlays

Outlays are generally accounted for on the basis of checks issued, electronic funds transferred, or cash payments made. Certain outlays do not require issuance of cash or checks. An example is charges made against appropriations for that part of employees' salaries withheld for taxes or savings bond allotments - these are counted as payments to the employee and credits for whatever purpose the money was withheld. Outlays are stated net of offsetting collections (including receipts of revolving and management funds) and of refunds. Interest on the public debt (public issues) is recognized on the accrual basis. Federal credit programs subject to the Federal Credit Reform Act of 1990 use the cash

basis of accounting and are divided into two components. The portion of the credit activities that involve a cost to the Government (mainly subsidies) is included within the budget program accounts. The remaining portion of the credit activities are in non-budget financing accounts. Outlays of off-budget Federal entities are excluded by law from budget totals. However, they are shown separately and combined with the on-budget outlays to display total Federal outlays.

## 4. Processing

The data on payments and collections are reported by account symbol into the central accounting system. In turn, the data are extracted from this system for use in the preparation of the *MTS*.

There are two major checks which are conducted to assure consistency of the data reported:

1. Verification of payment data. The monthly payment activity reported by Federal entities on the Statements of Transactions is compared to the payment activity of Federal entities as reported by disbursing officers.

2. Verification of collection data. Reported collections appearing on Statements of Transactions are compared to deposits as reported by Federal Reserve Banks.

## 5. Other Sources of Information About Federal Government Financial Activities

- *A Glossary of Terms Used in the Federal Budget Process, 2005* (Available from the U.S. Government Accountability Office, at <http://www.gao.gov/new.items/do5734sp.pdf>/September, or by calling 202-512-6000. This glossary provides a basic reference document of standardized definitions of terms used by the Federal Government in the budget making process).
- *Daily Treasury Statement* (Available on the internet at <http://www.fms.treas.gov/dts/>). The *Daily Treasury Statement* is published each working day of the Federal Government and provides data on the cash and debt operations of the Treasury.
- *Monthly Statement of the Public Debt of the United States* (Available on the internet at <http://www.treasurydirect.gov/govt/reports/pd/mspd/mspd.htm>). This publication provides detailed information concerning the public debt.
- *Treasury Bulletin* (Available from GPO, Washington, D.C. 20401 on a subscription or single copy and on the internet at <http://fms.treas.gov/bulletin/index.html>). Quarterly, contains a mix of narrative, tables, and charts on Treasury issues, Federal financial operations, international statistics, and special reports.
- *Budget of the United States Government, Fiscal Year 20\_\_* (Available from GPO, Washington, D.C. 20401 on a subscription basis only and on the internet at <http://www.access.gpo.gov/usbudget>). This publication is a single volume which provides budget information and contains:
  - *Appendix, The Budget of the United States Government, FY 20\_\_*
  - *The United States Budget in Brief, FY 20\_\_*
  - *Analytical Perspectives*
  - *Historical Tables*
- *Combined Statement of Receipts, Outlays, and Balances of the United States Government* (Available from Bureau of the Fiscal Services, U.S. Department of Treasury, Washington, D.C. 20227 and on the internet at <http://fms.treas.gov/annualreport/index.html>). This report includes budgetary results at the summary level and presents individual receipt and appropriation accounts at the detail level.

**Scheduled Release**

**The release date for the September 2014 Statement is subject to completion of year-end reporting requirements.**

Internet service subscribers can access the current issue of the Monthly Treasury Statement through the Bureau of the Fiscal Service's website:

<http://www.fms.treas.gov/mts/index.html>