

# Final Monthly Treasury Statement

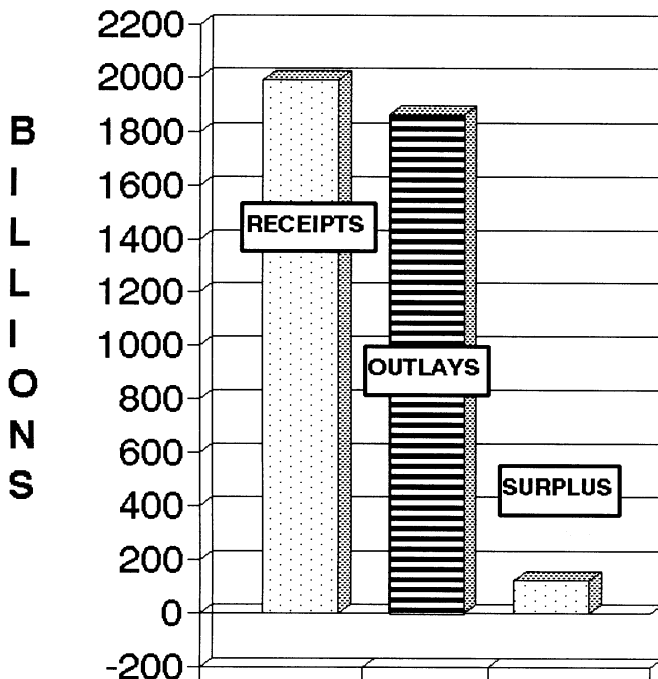
of Receipts and Outlays  
of the United States Government

For Fiscal Year 2001 Through **September 30, 2001**, and Other Periods

## Highlight

This issue includes the final budget results for Fiscal Year 2001 and details a surplus of \$127.2 billion, the second largest on record.

### RECEIPTS, OUTLAYS, AND SURPLUS/DEFICIT THROUGH SEPTEMBER 2001



### Contents

Summary, page 2

Receipts, page 6

Outlays, page 7

Means of financing, page 20

Receipts/outlays by month, page 28

Federal trust funds/securities, page 30

Receipts by source/outlays by  
function, page 30

Explanatory notes, page 31

Compiled and Published by

*Department of the Treasury*  
**Financial Management Service**

# Introduction

The *Monthly Treasury Statement of Receipts and Outlays of the United States Government (MTS)* is prepared by the Financial Management Service, Department of the Treasury, and after approval by the Fiscal Assistant Secretary of the Treasury, is normally released on the 14th workday of the month following the reporting month. The publication is based on data provided by Federal entities, disbursing officers, and Federal Reserve banks.

## Audience

The *MTS* is published to meet the needs of: Those responsible for or interested in the cash position of the Treasury; Those who are responsible for or interested in the Government's budget results; and individuals and businesses whose operations depend upon or are related to the Government's financial operations.

## Disclosure Statement

This statement summarizes the financial activities of the Federal Government and off-budget Federal entities conducted in accordance with the Budget of the U.S. Government, i.e., receipts and outlays of funds, the surplus or deficit, and the means of financing the deficit or disposing of the surplus. Information is presented on a modified cash basis: receipts are accounted for on the basis of collections;

refunds of receipts are treated as deductions from gross receipts; revolving and management fund receipts, reimbursements and refunds of monies previously expended are treated as deductions from gross outlays; and interest on the public debt (public issues) is recognized on the accrual basis. Major information sources include accounting data reported by Federal entities, disbursing officers, and Federal Reserve banks.

## Triad of Publications

The *MTS* is part of a triad of Treasury financial reports. The *Daily Treasury Statement* is published each working day of the Federal Government. It provides data on the cash and debt operations of the Treasury based upon reporting of the Treasury account balances by Federal Reserve banks. The *MTS* is a report of Government receipts and outlays, based on agency reporting. The *U.S. Government Annual Report* is the official publication of the detailed receipts and outlays of the Government. It is published annually in accordance with legislative mandates given to the Secretary of the Treasury.

## Data Sources and Information

The Explanatory Notes section of this publication provides information concerning the flow of data into the *MTS* and sources of information relevant to the *MTS*.

**Table 1. Summary of Receipts, Outlays, and the Deficit/Surplus of the U.S. Government, Fiscal Years 2000 and 2001, by Month**

[\$ millions]			
Period	Receipts	Outlays	Deficit/Surplus (-)
<b>FY 2000</b>			
October .....	121,035	147,361	26,326
November .....	121,375	148,406	27,031
December .....	201,196	168,114	-33,081
January .....	189,478	127,326	-62,152
February .....	108,675	150,409	41,734
March .....	135,582	170,962	35,380
April .....	295,151	135,653	-159,497
May .....	146,002	149,612	3,611
June .....	214,875	158,986	-55,888
July .....	134,074	129,013	-5,061
August .....	138,128	148,555	10,427
September .....	219,490	153,743	-65,747
<b>Year-to-Date .....</b>	<b><u>1,025,060</u></b>	<b><u>1,788,143</u></b>	<b><u>-236,917</u></b>
<b>FY 2001</b>			
October .....	135,111	146,431	11,321
November .....	125,666	149,356	23,690
December .....	200,489	167,823	-32,666
January .....	219,215	142,836	-76,379
February .....	110,481	158,649	48,168
March .....	130,074	180,736	50,662
April .....	331,796	141,999	-189,796
May .....	125,590	153,508	27,919
June .....	202,887	171,025	-31,862
July .....	127,842	125,022	-2,820
August .....	122,559	202,549	79,990
September .....	158,495	123,105	-35,390
<b>Year-to-Date .....</b>	<b><u>1,990,203</u></b>	<b><u>1,863,039</u></b>	<b><u>-127,165</u></b>

<sup>1</sup>The receipt, outlay and surplus/deficit figures differ from the *FY 2002 Budget*, released by the Office of Management and Budget on April 9, 2001, by -\$525 million due mainly to revisions in the data following the release of the Final Monthly Treasury Statement.

Note: Details may not add to totals due to rounding.

**Table 2. Summary of Budget and Off-Budget Results and Financing of the U.S. Government, September 2001 and Other Periods**

[\$ millions]

Classification	This Month	Current Fiscal Year to Date	Budget Estimates Full Fiscal Year <sup>1</sup>	Prior Fiscal Year to Date (2000)	Budget Estimates Next Fiscal Year (2002) <sup>1</sup>
<b>Total on-budget and off-budget results:</b>					
Total receipts .....	158,495	1,990,203	2,012,721	2,025,060	2,134,701
On-budget receipts .....	116,596	1,482,684	<sup>2</sup> 1,510,606	1,544,477	1,607,852
Off-budget receipts .....	41,899	507,519	<sup>2</sup> 502,115	480,583	526,849
Total outlays .....	123,105	1,863,039	1,854,945	1,788,143	1,962,073
On-budget outlays .....	111,108	1,516,201	1,508,717	1,457,378	1,603,915
Off-budget outlays .....	11,997	346,838	346,228	330,765	358,158
Total surplus (+) or deficit (-) .....	+35,390	+127,165	+157,776	+236,917	+172,628
On-budget surplus (+) or deficit (-) .....	+5,488	-33,517	<sup>2</sup> +1,889	+87,099	+3,937
Off-budget surplus (+) or deficit (-) .....	+29,902	+160,682	<sup>2</sup> +155,887	+149,818	+168,691
Total on-budget and off-budget financing .....	-35,390	-127,165	-157,776	-236,917	-172,628
<b>Means of financing:</b>					
Borrowing from the public .....	1,996	-90,121	-110,150	-222,807	-155,447
Reduction of operating cash, increase (-) .....	-37,890	8,440	-2,341	3,799	-5,000
By other means .....	504	-45,483	-45,285	-17,910	-12,181

<sup>1</sup>These figures are based on the *Mid-Session Review of the FY 2002 Budget*, released by the Office of Management and Budget on August 22, 2001.  
<sup>2</sup>The budget estimates have been adjusted to correct \$5.6 billion in prior year receipts. See the *Mid-Session Review* for details.

... No Transactions.  
 Note: Details may not add to totals due to rounding.

**Figure 1. Monthly Receipts, Outlays, and Budget Deficit/Surplus of the U.S. Government, Fiscal Years 2000 and 2001**

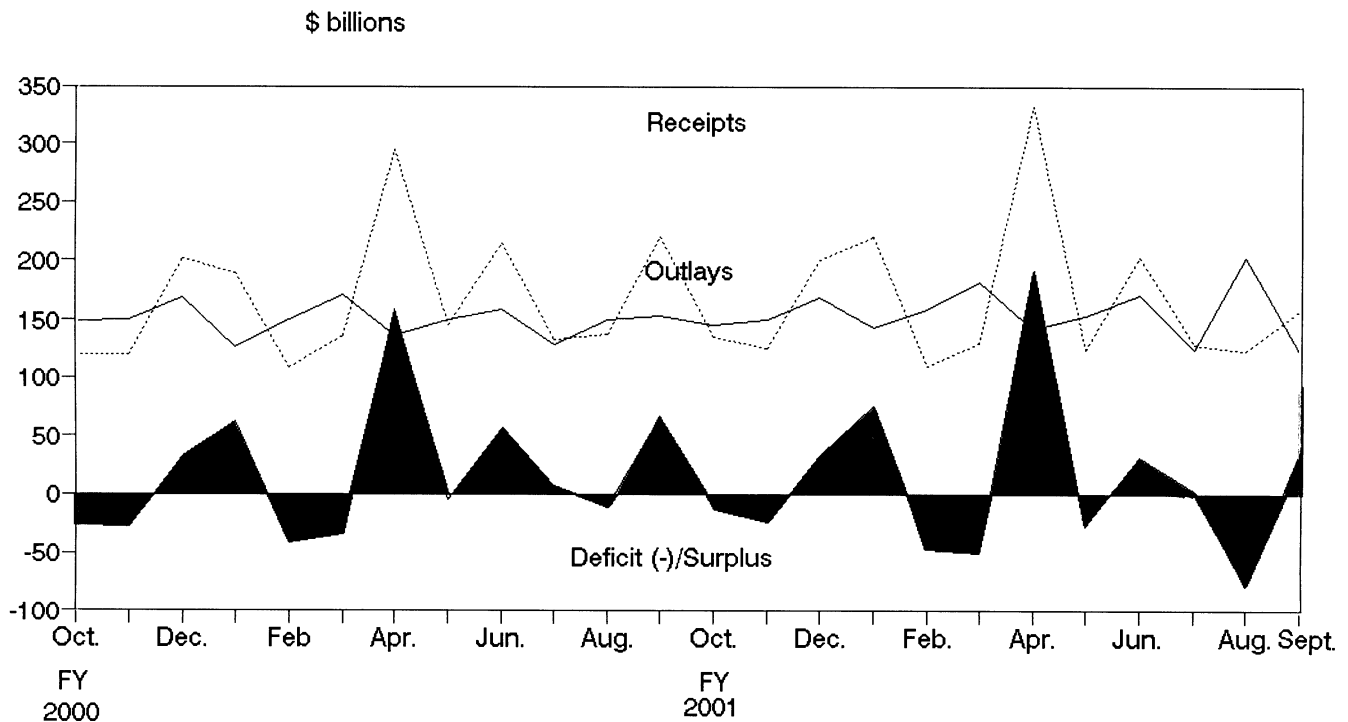


Figure 2. Monthly Receipts of the U.S. Government, by Source, Fiscal Years 2000 and 2001

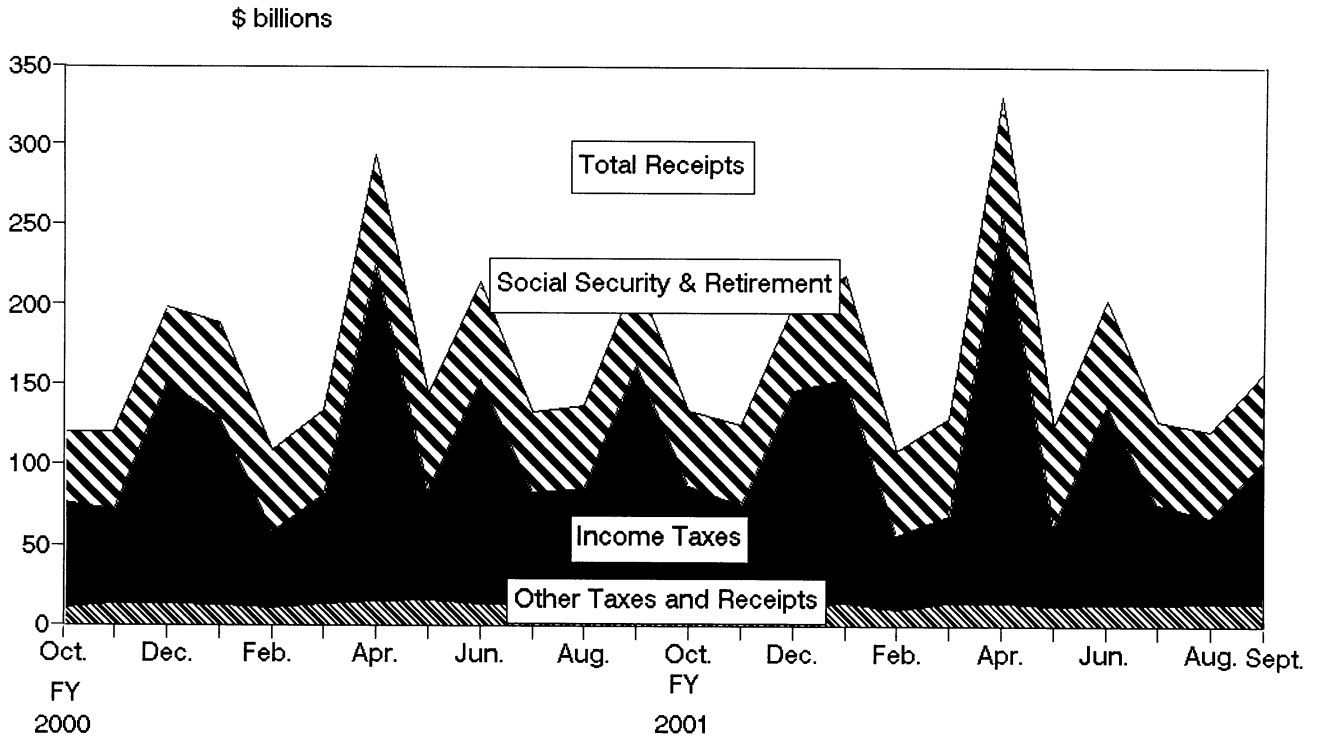
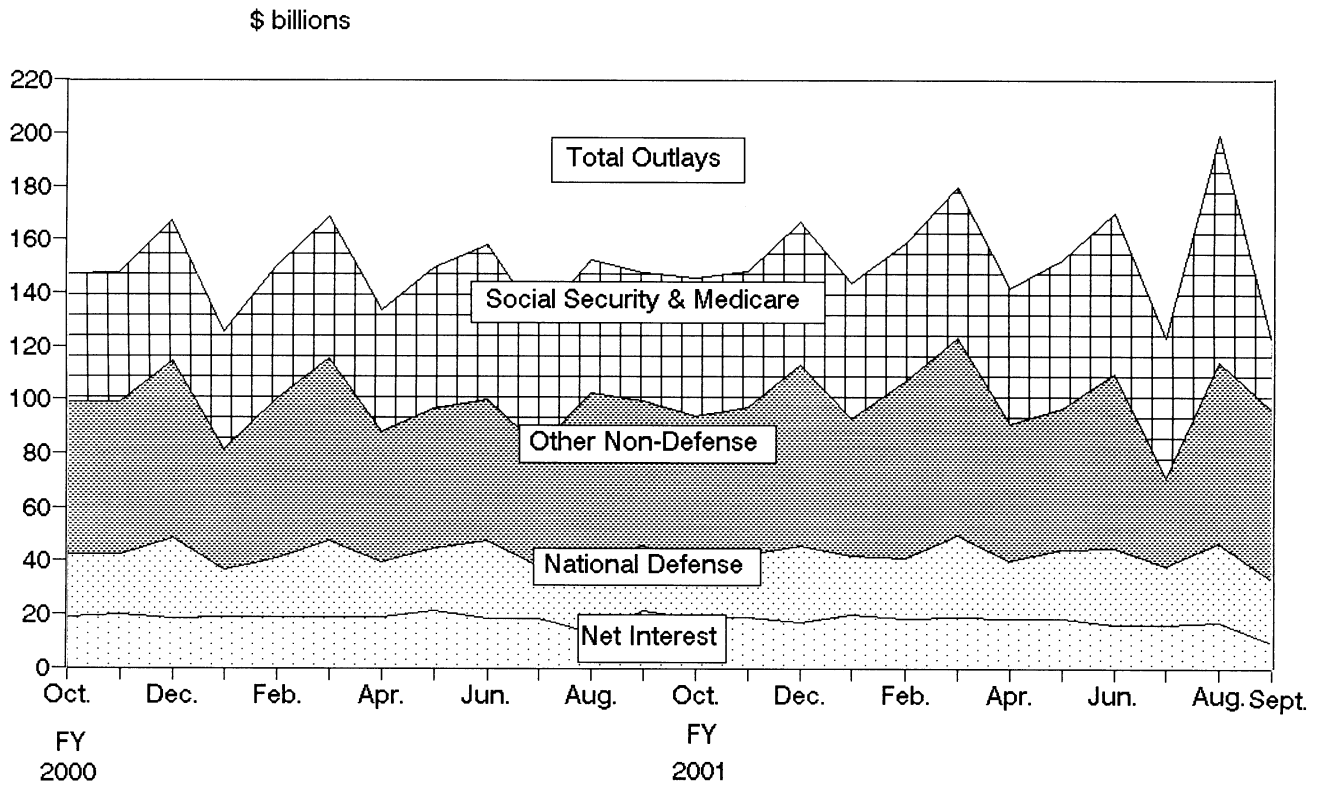


Figure 3. Monthly Outlays of the U.S. Government, by Function, Fiscal Years 2000 and 2001



**Table 3. Summary of Receipts and Outlays of the U.S. Government, September 2001 and Other Periods**

[\$ millions]

Classification	This Month	Current Fiscal Year to Date	Comparable Prior Period	Budget Estimates Full Fiscal Year <sup>1</sup>
<b>Budget Receipts</b>				
Individual income taxes .....	81,277	994,339	1,004,461	1,014,304
Corporation income taxes .....	7,476	151,075	207,288	155,369
Social insurance and retirement receipts:				
Employment and general retirement (off-budget) .....	41,899	507,519	480,583	502,115
Employment and general retirement (on-budget) .....	13,534	153,923	139,865	153,988
Unemployment insurance .....	349	27,812	27,641	28,745
Other retirement .....	365	4,712	4,763	4,591
Excise taxes .....	6,443	66,232	68,866	67,592
Estate and gift taxes .....	1,761	28,400	29,010	29,955
Customs duties .....	1,563	19,616	19,913	19,840
Miscellaneous receipts .....	3,828	36,576	42,669	36,222
<b>Total Receipts .....</b>	<b>158,495</b>	<b>1,990,203</b>	<b>2,025,060</b>	<b>2,012,721</b>
<b>(On-budget) .....</b>	<b>116,596</b>	<b>1,482,684</b>	<b>1,544,477</b>	<b><sup>2</sup>1,510,606</b>
<b>(Off-budget) .....</b>	<b>41,899</b>	<b>507,519</b>	<b>480,583</b>	<b><sup>2</sup>502,115</b>
<b>Budget Outlays</b>				
Legislative Branch .....	227	3,029	2,913	3,153
Judicial Branch .....	355	4,409	4,087	4,300
Department of Agriculture .....	2,161	68,165	75,658	72,107
Department of Commerce .....	400	5,019	7,929	5,434
Department of Defense—Military .....	22,890	290,978	281,234	288,304
Department of Education .....	2,876	35,960	33,309	36,895
Department of Energy .....	1,573	16,420	15,010	17,327
Department of Health and Human Services .....	35,338	426,444	382,627	428,297
Department of Housing and Urban Development .....	1,268	33,937	30,829	35,921
Department of the Interior .....	1,209	8,021	8,022	8,164
Department of Justice .....	1,667	20,810	19,561	20,908
Department of Labor .....	3,151	39,280	31,355	39,380
Department of State .....	647	7,446	6,849	8,311
Department of Transportation .....	7,371	54,075	45,966	50,510
Department of the Treasury:				
Interest on Treasury debt securities (gross) .....	15,176	359,508	361,998	356,675
Other .....	-4,618	30,291	29,238	30,321
Department of Veterans Affairs .....	2,171	45,043	47,087	44,959
Corps of Engineers .....	464	4,703	4,334	4,398
Other Defense Civil Programs .....	2,862	34,161	32,861	34,400
Environmental Protection Agency .....	802	7,390	7,240	7,346
Executive Office of the President .....	-4	280	281	289
Federal Emergency Management Agency .....	548	4,415	3,143	3,351
General Services Administration .....	-217	-8	25	603
International Assistance Program .....	452	11,767	12,084	11,281
National Aeronautics and Space Administration .....	1,146	14,094	13,443	13,777
National Science Foundation .....	302	3,691	3,487	3,963
Office of Personnel Management .....	4,319	50,898	48,660	50,978
Small Business Administration .....	-111	-569	-422	-971
Social Security Administration .....	7,772	461,748	441,810	462,647
Other independent agencies .....	17,832	12,581	10,371	1,380
Undistributed offsetting receipts:				
Interest .....	-212	-143,935	-128,911	-142,439
Other .....	-6,711	-47,011	-43,933	-47,024
<b>Total outlays .....</b>	<b>123,105</b>	<b>1,863,039</b>	<b>1,788,143</b>	<b>1,854,945</b>
<b>(On-budget) .....</b>	<b>111,108</b>	<b>1,516,201</b>	<b>1,457,378</b>	<b>1,508,717</b>
<b>(Off-budget) .....</b>	<b>11,997</b>	<b>346,838</b>	<b>330,765</b>	<b>346,228</b>
<b>Surplus (+) or deficit (-) .....</b>	<b>+35,390</b>	<b>+127,165</b>	<b>+236,917</b>	<b>+157,776</b>
<b>(On-budget) .....</b>	<b>+5,488</b>	<b>-33,517</b>	<b>+87,099</b>	<b><sup>2</sup>+1,889</b>
<b>(Off-budget) .....</b>	<b>+29,902</b>	<b>+160,682</b>	<b>+149,818</b>	<b><sup>2</sup>+155,887</b>

<sup>1</sup>These figures are based on the *Mid-Session Review of the FY 2002 Budget*, released by the Office of Management and Budget on August 22, 2001.

<sup>2</sup>The budget estimates have been adjusted to correct \$5.6 billion in prior year receipts. See the *Mid-Session Review* for details.

... No Transactions.

Note: Details may not add to totals due to rounding.

**Table 4. Receipts of the U.S. Government, September 2001 and Other Periods**

[\$ millions]

Classification	This Month			Current Fiscal Year to Date			Prior Fiscal Year to Date		
	Gross Receipts	Refunds (Deduct)	Receipts	Gross Receipts	Refunds (Deduct)	Receipts	Gross Receipts	Refunds (Deduct)	Receipts
<b>Individual income taxes:</b>									
Withheld	149,679			2793,386			3780,397		
Presidential Election Campaign Fund	(* *)			58			61		
Other	145,676			2383,146			3358,049		
<b>Total—Individual income taxes</b>	<b>95,355</b>	<b>14,078</b>	<b>81,277</b>	<b>1,176,590</b>	<b>182,251</b>	<b>994,339</b>	<b>1,138,507</b>	<b>134,046</b>	<b>1,004,461</b>
<b>Corporation income taxes</b>	<b>9,533</b>	<b>2,057</b>	<b>7,476</b>	<b>186,732</b>	<b>35,657</b>	<b>151,075</b>	<b>235,655</b>	<b>28,367</b>	<b>207,288</b>
<b>Social insurance and retirement receipts:</b>									
Employment and general retirement:									
Federal old-age and survivors ins. trust fund:									
Federal Insurance Contributions Act taxes	134,168	2,660	31,509	2407,924	2,660	405,264	3387,511	1,695	385,816
Self-Employment Contributions Act taxes	3,671		3,671	23,152		23,152	22,602		22,602
Deposits by States				(* *)		(* *)	5		5
Adjustments attributable to prior years	633		633	25,641		5,641	33,253		3,253
<b>Total—FOASI trust fund</b>	<b>38,472</b>	<b>2,660</b>	<b>35,812</b>	<b>436,717</b>	<b>2,660</b>	<b>434,057</b>	<b>413,371</b>	<b>1,695</b>	<b>411,676</b>
Federal disability insurance trust fund:									
Federal Insurance Contributions Act taxes	5,802	447	5,356	269,275	447	68,828	364,735	270	64,465
Self-Employment Contributions Act taxes	622		622	23,930		3,930	33,692		3,692
Deposits by States							4		4
Adjustments attributable to prior years	109		109	2704		704	3746		746
<b>Total—FDI trust fund</b>	<b>6,533</b>	<b>447</b>	<b>6,086</b>	<b>73,909</b>	<b>447</b>	<b>73,463</b>	<b>69,177</b>	<b>270</b>	<b>68,907</b>
Federal hospital insurance trust fund:									
Federal Insurance Contributions Act taxes	11,591		11,591	2139,507		139,507	3125,909		125,909
Self-Employment Contributions Act taxes	1,618		1,618	29,722		9,722	39,200		9,200
Receipts from Railroad Retirement Board				422		422	418		418
Deposits by States							2		2
<b>Total—FHI trust fund</b>	<b>13,209</b>		<b>13,209</b>	<b>149,650</b>		<b>149,650</b>	<b>135,528</b>		<b>135,528</b>
Railroad retirement:									
Rail pension and supplemental annuity	173	(* *)	173	2,663	5	2,658	2,692	5	2,687
Social Security equivalent account	152	(* *)	152	1,618	4	1,614	1,653	3	1,649
<b>Total—Employment and general retirement:</b>	<b>58,539</b>	<b>3,106</b>	<b>55,433</b>	<b>664,557</b>	<b>3,115</b>	<b>661,442</b>	<b>622,420</b>	<b>1,973</b>	<b>620,447</b>
Unemployment insurance:									
Deposits by States	317		317	20,824		20,824	20,701		20,701
Federal Unemployment Tax Act taxes	38	5	33	7,064	127	6,937	6,986	115	6,871
Railroad unemployment taxes	(* *)		(* *)	51		51	68		68
<b>Total—Unemployment insurance</b>	<b>355</b>	<b>5</b>	<b>349</b>	<b>27,939</b>	<b>127</b>	<b>27,812</b>	<b>27,755</b>	<b>115</b>	<b>27,641</b>
Other retirement:									
Federal employees retirement – employee share	359		359	4,647		4,647	4,693		4,693
Non-federal employees retirement	6		6	66		66	70		70
<b>Total—Other retirement</b>	<b>365</b>		<b>365</b>	<b>4,712</b>		<b>4,712</b>	<b>4,763</b>		<b>4,763</b>
<b>Total—Social insurance and retirement receipts</b>	<b>59,258</b>	<b>3,112</b>	<b>56,147</b>	<b>697,208</b>	<b>3,242</b>	<b>693,967</b>	<b>654,939</b>	<b>2,088</b>	<b>652,851</b>
<b>Excise taxes:</b>									
Miscellaneous excise taxes	1,074	190	884	25,935	1,020	24,916	24,357	721	23,636
Airport and airway trust fund	972	45	927	9,244	83	9,161	9,784	46	9,739
Highway trust fund	4,722	183	4,539	32,629	996	31,633	35,988	1,015	34,973
Black lung disability trust fund	93		93	522		522	518		518
<b>Total—Excise taxes</b>	<b>6,861</b>	<b>418</b>	<b>6,443</b>	<b>68,330</b>	<b>2,099</b>	<b>66,232</b>	<b>70,648</b>	<b>1,782</b>	<b>68,866</b>
<b>Estate and gift taxes</b>	<b>1,820</b>	<b>59</b>	<b>1,761</b>	<b>29,248</b>	<b>848</b>	<b>28,400</b>	<b>29,722</b>	<b>711</b>	<b>29,010</b>
<b>Customs duties</b>	<b>1,631</b>	<b>68</b>	<b>1,563</b>	<b>20,543</b>	<b>927</b>	<b>19,616</b>	<b>21,139</b>	<b>1,226</b>	<b>19,913</b>
<b>Miscellaneous receipts:</b>									
Deposits of earnings by Federal Reserve Banks	2,413		2,413	26,124		26,124	32,293		32,293
Universal service fund	471		471	5,181		5,181	4,547		4,547
All other	949	6	944	6,109	839	5,271	5,915	86	5,829
<b>Total — Miscellaneous receipts</b>	<b>3,833</b>	<b>6</b>	<b>3,828</b>	<b>37,414</b>	<b>839</b>	<b>36,576</b>	<b>42,755</b>	<b>86</b>	<b>42,669</b>
<b>Total — Receipts</b>	<b>178,291</b>	<b>19,796</b>	<b>158,495</b>	<b>2,216,065</b>	<b>225,862</b>	<b>1,990,203</b>	<b>2,193,365</b>	<b>168,306</b>	<b>2,025,060</b>
<b>Total — On-budget</b>	<b>133,286</b>	<b>16,690</b>	<b>116,596</b>	<b>1,705,440</b>	<b>222,756</b>	<b>1,482,684</b>	<b>1,710,817</b>	<b>166,340</b>	<b>1,544,477</b>
<b>Total — Off-budget</b>	<b>45,005</b>	<b>3,106</b>	<b>41,899</b>	<b>510,626</b>	<b>3,106</b>	<b>507,519</b>	<b>482,548</b>	<b>1,965</b>	<b>480,583</b>

<sup>1</sup>In accordance with the Social Security Act, as amended: "Individual income taxes, Withheld" have been decreased by \$650 million and "Federal Insurance Contribution Act taxes" (FICA) correspondingly increased by \$473 million, \$84 million and \$94 million for the Federal old-age and survivors insurance trust fund (FOASI), the Federal disability insurance trust fund (FDI), and the Federal hospital insurance trust fund (FHI); respectively; to correct estimates for the quarter ending September 30, 2000. "Individual income taxes, Withheld" have also been increased by \$95 million and FICA correspondingly decreased by \$82 million and \$14 million for the FOASI and the FDI; respectively; to correct estimates for calendar year 2000 and prior. "Individual income taxes, Other" have been decreased by \$235 million and "Self-Employment Contribution Act taxes" (SECA) correspondingly increased by \$160 million, \$25 million and \$50 million for the FOASI, the FDI, and the FHI; respectively; to correct estimates for calendar year 1998 and prior.

<sup>2</sup>In accordance with the Social Security Act, as amended: "Individual income taxes, Withheld" have been decreased by \$10,922 million and FICA correspondingly increased by \$5,921 million, \$966 million and \$4,035 million for the FOASI, the FDI, and the FHI; respectively; to correct estimates for the quarters ending December 31, 1999, March 31, 2000, June 30, 2000 and

September 30, 2000; respectively. "Individual income taxes, Other" have been increased by \$539 million and SECA correspondingly decreased by \$280 million and \$261 million, and increased by \$3 million for the FOASI, the FDI, and FHI; respectively; to correct estimates for calendar year 1998 and prior.

<sup>3</sup>In accordance with the Social Security Act, as amended: "Individual income taxes, Withheld" have been decreased by \$3,767 million and FICA correspondingly increased by \$4,220 million and \$666 million, and decreased by \$1,119 million for the FOASI, the FDI, and the FHI; respectively; to correct estimates for the quarters ending December 31, 1998, March 31, 1999, June 30, 1999 and September 30, 1999; respectively. "Individual income taxes, Other" have been increased by \$1,008 million and SECA correspondingly decreased by \$967 million, increased by \$80 million, and decreased by \$120 million for the FOASI, the FDI, and the FHI; respectively; to correct estimates for calendar year 1997 and prior.

... No Transactions.

(\* \*) Less than \$500,000.

Note: Details may not add to totals due to rounding.

**Table 5. Outlays of the U.S. Government, September 2001 and Other Periods**  
 [\$ millions]

Classification	This Month			Current Fiscal Year to Date			Prior Fiscal Year to Date		
	Gross Outlays	Applicable Receipts	Outlays	Gross Outlays	Applicable Receipts	Outlays	Gross Outlays	Applicable Receipts	Outlays
<b>Legislative Branch:</b>									
Senate .....	47	(**)	47	524	2	521	493	3	490
House of Representatives .....	72	(**)	72	858	1	857	837	1	835
Joint items .....	10	.....	10	133	.....	133	131	.....	131
Congressional Budget Office .....	2	.....	2	28	.....	28	26	.....	26
Architect of the Capitol .....	20	1	20	218	10	208	206	9	197
Library of Congress .....	31	(**)	31	745	2	743	787	2	785
Government Printing Office .....	10	.....	10	130	.....	130	54	.....	54
General Accounting Office .....	32	.....	32	383	.....	383	376	.....	376
United States Tax Court .....	2	.....	2	34	.....	34	33	.....	33
Other Legislative Branch agencies .....	3	.....	3	27	.....	27	26	.....	26
Proprietary receipts from the public .....	.....	1	-1	.....	13	-13	.....	10	-10
Intrabudgetary transactions .....	-1	.....	-1	-21	.....	-21	-31	.....	-31
<b>Total—Legislative Branch .....</b>	<b>228</b>	<b>2</b>	<b>227</b>	<b>3,057</b>	<b>28</b>	<b>3,029</b>	<b>2,937</b>	<b>25</b>	<b>2,913</b>
<b>Judicial Branch:</b>									
Supreme Court of the United States .....	3	.....	3	43	.....	43	37	.....	37
Courts of Appeals, District Courts, and other judicial services .....	370	.....	370	4,474	.....	4,474	3,916	.....	3,916
Other .....	3	.....	3	186	.....	186	363	.....	363
Proprietary receipts from the public .....	.....	(**)	(**)	.....	12	-12	.....	14	-14
Intrabudgetary transactions .....	-21	.....	-21	-282	.....	-282	-216	.....	-216
<b>Total—Judicial Branch .....</b>	<b>355</b>	<b>(**)</b>	<b>355</b>	<b>4,421</b>	<b>12</b>	<b>4,409</b>	<b>4,101</b>	<b>14</b>	<b>4,087</b>
<b>Department of Agriculture:</b>									
Agricultural Research Service .....	86	.....	86	969	.....	969	887	.....	887
Cooperative State Research, Education, and Extension Service:									
Research and education activities .....	47	.....	47	503	.....	503	448	.....	448
Extension activities .....	44	.....	44	432	.....	432	437	.....	437
Other .....	11	.....	11	59	.....	59	35	.....	35
Animal and Plant Health Inspection Service .....	58	.....	58	895	.....	895	662	.....	662
Food Safety and Inspection Service .....	54	.....	54	648	.....	648	645	.....	645
Agricultural Marketing Service .....	-13	.....	-13	1,115	7	1,107	722	23	699
Risk Management Agency:									
Administrative and operating expenses .....	5	.....	5	82	.....	82	64	.....	64
Federal crop insurance corporation fund .....	349	3	346	3,377	914	2,463	2,917	639	2,278
Farm Service Agency:									
Salaries and expenses .....	101	.....	101	885	.....	885	783	.....	783
Commodity Credit Corporation .....	-208	1,115	-1,324	32,530	10,434	22,096	42,807	10,544	32,263
Agricultural credit insurance fund .....	327	12	316	760	824	-64	1,134	920	214
Other .....	13	.....	13	57	.....	57	93	.....	93
<b>Total—Farm Service Agency .....</b>	<b>234</b>	<b>1,127</b>	<b>-893</b>	<b>34,232</b>	<b>11,258</b>	<b>22,974</b>	<b>44,817</b>	<b>11,464</b>	<b>33,353</b>
Natural Resources Conservation Service:									
Conservation operations .....	-3	.....	-3	682	.....	682	640	.....	640
Other .....	29	.....	29	264	.....	264	336	.....	336
Rural Development .....	115	.....	115	994	.....	994	706	.....	706
Rural Housing Service:									
Rural housing insurance fund .....	453	145	308	1,819	1,951	-132	1,302	1,914	-612
Rental assistance program .....	47	.....	47	603	.....	603	575	.....	575
Other .....	7	.....	7	123	.....	123	63	.....	63
Rural Utilities Service:									
Rural electrification and telecommunications fund .....	225	202	23	1,610	2,518	-908	1,364	3,305	-1,941
Rural development insurance fund .....	38	20	18	560	388	172	586	398	188
Other .....	1	69	-68	50	253	-203	40	189	-149
Foreign Agricultural Service .....	517	.....	517	873	.....	873	925	.....	925
Food and Nutrition Service:									
Food stamp program .....	1,513	.....	1,513	19,097	.....	19,097	18,295	.....	18,295
Child nutrition programs .....	388	.....	388	9,561	.....	9,561	9,203	.....	9,203
Special supplemental nutrition program for women, infants, and children .....	257	.....	257	4,077	.....	4,077	3,950	.....	3,950
Other .....	25	.....	25	385	.....	385	384	.....	384
<b>Total—Food and Nutrition Service .....</b>	<b>2,184</b>	<b>.....</b>	<b>2,184</b>	<b>33,120</b>	<b>.....</b>	<b>33,120</b>	<b>31,832</b>	<b>.....</b>	<b>31,832</b>
Forest Service:									
National forest system .....	97	.....	97	1,267	.....	1,267	1,281	.....	1,281
Wildland fire management .....	186	.....	186	1,094	.....	1,094	1,179	.....	1,179
Forest service permanent appropriations .....	56	.....	56	277	.....	277	248	.....	248
Other .....	194	.....	194	1,587	.....	1,587	1,270	.....	1,270
<b>Total—Forest Service .....</b>	<b>533</b>	<b>.....</b>	<b>533</b>	<b>4,225</b>	<b>.....</b>	<b>4,225</b>	<b>3,978</b>	<b>.....</b>	<b>3,978</b>
Other .....	63	3	60	744	36	708	717	39	678
Proprietary receipts from the public .....	.....	1,354	-1,354	.....	2,478	-2,478	.....	1,063	-1,063
Intrabudgetary transactions .....	(**)	.....	(**)	-11	.....	-11	-5	.....	-5
<b>Total—Department of Agriculture .....</b>	<b>5,085</b>	<b>2,925</b>	<b>2,161</b>	<b>87,967</b>	<b>19,803</b>	<b>68,165</b>	<b>94,693</b>	<b>19,035</b>	<b>75,658</b>

**Table 5. Outlays of the U.S. Government, September 2001 and Other Periods—Continued**  
 [\$ millions]

Classification	This Month			Current Fiscal Year to Date			Prior Fiscal Year to Date		
	Gross Outlays	Applicable Receipts	Outlays	Gross Outlays	Applicable Receipts	Outlays	Gross Outlays	Applicable Receipts	Outlays
<b>Department of Commerce:</b>									
Economic Development Administration .....	44	(* *)	44	367	8	359	388	9	379
Bureau of the Census .....	59	.....	59	1,025	.....	1,025	4,213	.....	4,213
Promotion of Industry and Commerce .....	39	.....	39	407	.....	407	424	.....	424
Science and Technology:									
National Oceanic and Atmospheric Administration .....	219	1	218	2,592	13	2,580	2,341	26	2,315
National Institute of Standards and Technology .....	74	.....	74	657	.....	657	620	.....	620
Other .....	-32	8	-40	-11	44	-55	-43	36	-80
Total—Science and Technology .....	261	9	252	3,238	56	3,182	2,918	62	2,856
Other .....	7	1	6	88	4	84	81	3	78
Proprietary receipts from the public .....	.....	(* *)	(* *)	.....	27	-27	.....	19	-19
Intrabudgetary transactions .....	.....	.....	.....	-10	.....	-10	-2	.....	-2
<b>Total—Department of Commerce .....</b>	<b>410</b>	<b>10</b>	<b>400</b>	<b>5,115</b>	<b>96</b>	<b>5,019</b>	<b>8,023</b>	<b>93</b>	<b>7,929</b>
<b>Department of Defense—Military:</b>									
Military Personnel:									
Department of the Army .....	1,679	.....	1,679	27,871	.....	27,871	28,706	.....	28,706
Department of the Navy .....	1,244	.....	1,244	26,198	.....	26,198	26,455	.....	26,455
Department of the Air Force .....	1,025	.....	1,025	19,908	.....	19,908	20,789	.....	20,789
Total—Military Personnel .....	3,948	.....	3,948	73,977	.....	73,977	75,950	.....	75,950
Operation and Maintenance:									
Department of the Army .....	2,750	.....	2,750	27,017	.....	27,017	25,719	.....	25,719
Department of the Navy .....	3,985	.....	3,985	29,013	.....	29,013	28,143	.....	28,143
Department of the Air Force .....	3,414	.....	3,414	29,325	.....	29,325	27,042	.....	27,042
Defense agencies .....	2,597	.....	2,597	26,664	.....	26,664	24,968	.....	24,968
Total—Operation and Maintenance .....	12,746	.....	12,746	112,019	.....	112,019	105,871	.....	105,871
Procurement:									
Department of the Army .....	994	.....	994	10,422	.....	10,422	8,924	.....	8,924
Department of the Navy .....	2,086	.....	2,086	22,603	.....	22,603	20,960	.....	20,960
Department of the Air Force .....	1,998	.....	1,998	19,235	.....	19,235	18,758	.....	18,758
Defense agencies .....	206	.....	206	2,732	.....	2,732	3,056	.....	3,056
Total—Procurement .....	5,284	.....	5,284	54,991	.....	54,991	51,697	.....	51,697
Research, Development, Test, and Evaluation:									
Department of the Army .....	496	.....	496	5,749	.....	5,749	4,777	.....	4,777
Department of the Navy .....	894	.....	894	9,462	.....	9,462	8,857	.....	8,857
Department of the Air Force .....	1,119	.....	1,119	14,276	.....	14,276	13,840	.....	13,840
Defense agencies .....	999	.....	999	10,975	.....	10,975	10,134	.....	10,134
Total—Research, Development, Test, and Evaluation .....	3,508	.....	3,508	40,462	.....	40,462	37,608	.....	37,608
Military Construction:									
Department of the Army .....	24	.....	24	1,053	.....	1,053	1,032	.....	1,032
Department of the Navy .....	78	.....	78	776	.....	776	855	.....	855
Department of the Air Force .....	110	.....	110	1,011	.....	1,011	894	.....	894
Defense agencies .....	148	.....	148	2,138	.....	2,138	2,330	.....	2,330
Total—Military Construction .....	360	.....	360	4,978	.....	4,978	5,111	.....	5,111
Family Housing:									
Department of the Army .....	100	.....	100	1,137	.....	1,137	1,169	.....	1,169
Department of the Navy .....	120	.....	120	1,194	.....	1,194	1,185	.....	1,185
Department of the Air Force .....	111	.....	111	1,096	.....	1,096	1,000	.....	1,000
Defense agencies .....	4	1	3	102	12	90	86	23	63
Revolving and Management Funds:									
Department of the Army .....	1	.....	1	18	.....	18	183	.....	183
Department of the Navy .....	-743	.....	-743	457	.....	457	1,407	.....	1,407
Defense agencies:									
Working capital fund .....	-1,194	.....	-1,194	1,826	.....	1,826	2,065	.....	2,065
Other .....	-34	(* *)	-34	-12	(* *)	-12	-427	1	-428
Trust funds:									
Department of the Army .....	(* *)	.....	(* *)	17	.....	17	15	.....	15
Department of the Navy .....	1	.....	1	26	.....	26	25	(* *)	26
Department of the Air Force .....	6	5	1	18	15	2	11	10	1
Defense agencies .....	70	.....	70	233	.....	233	288	.....	288
Proprietary receipts from the public:									
Department of the Army .....	.....	82	-82	.....	161	-161	.....	127	-127
Department of the Navy .....	.....	-73	73	.....	107	-107	.....	308	-308
Department of the Air Force .....	.....	68	-68	.....	101	-101	.....	455	-455
Defense agencies .....	.....	7	-7	.....	1,023	-1,023	.....	932	-932



**Table 5. Outlays of the U.S. Government, September 2001 and Other Periods—Continued**  
 [\$ millions]

Classification	This Month			Current Fiscal Year to Date			Prior Fiscal Year to Date		
	Gross Outlays	Applicable Receipts	Outlays	Gross Outlays	Applicable Receipts	Outlays	Gross Outlays	Applicable Receipts	Outlays
<b>Department of Defense—Military:—Continued</b>									
Intrabudgetary transactions:									
Department of the Army .....	-131	.....	-131	.....	.....	.....	.....	.....	.....
Department of the Navy .....	-678	.....	-678	-77	.....	-77	-54	.....	-54
Department of the Air Force .....	-395	.....	-395	.....	.....	.....	.....	.....	.....
Defense agencies .....	-103	.....	-103	-59	.....	-59	-96	.....	-96
Offsetting governmental receipts:									
Department of the Army .....	.....	.....	.....	.....	3	-3	.....	5	-5
<b>Total—Department of Defense—Military .....</b>	<b>22,980</b>	<b>91</b>	<b>22,890</b>	<b>292,400</b>	<b>1,422</b>	<b>290,978</b>	<b>283,094</b>	<b>1,860</b>	<b>281,234</b>
<b>Department of Education:</b>									
Office of Elementary and Secondary Education:									
Education for the disadvantaged .....	433	.....	433	8,647	.....	8,647	8,529	.....	8,529
Impact aid .....	31	.....	31	1,040	.....	1,040	877	.....	877
School improvement programs .....	135	.....	135	2,796	.....	2,796	2,521	.....	2,521
Education reform .....	150	.....	150	1,738	.....	1,738	1,243	.....	1,243
Other .....	15	.....	15	207	.....	207	94	.....	94
<b>Total—Office of Elementary and Secondary Education .....</b>	<b>764</b>	<b>.....</b>	<b>764</b>	<b>14,429</b>	<b>.....</b>	<b>14,429</b>	<b>13,265</b>	<b>.....</b>	<b>13,265</b>
Office of Bilingual Education and Minority Languages Affairs .....									
Affairs .....	28	.....	28	410	.....	410	363	.....	363
Office of Special Education and Rehabilitative Services:									
Special education .....	336	.....	336	5,809	.....	5,809	4,949	.....	4,949
Rehabilitation services and disability research .....	187	.....	187	2,730	.....	2,730	2,755	.....	2,755
Special institutions for persons with disabilities .....	5	.....	5	166	.....	166	135	.....	135
Office of Vocational and Adult Education .....	132	.....	132	1,679	.....	1,679	1,463	.....	1,463
Office of Postsecondary Education:									
College housing and academic facilities loans .....	-1	2	-3	4	38	-34	-5	37	-42
Higher education .....	147	.....	147	1,462	.....	1,462	1,090	.....	1,090
Howard University .....	12	.....	12	243	.....	243	210	.....	210
<b>Total—Office of Postsecondary Education .....</b>	<b>158</b>	<b>2</b>	<b>156</b>	<b>1,709</b>	<b>38</b>	<b>1,671</b>	<b>1,295</b>	<b>37</b>	<b>1,258</b>
Office of Student Financial Assistance:									
Student financial assistance .....	1,436	.....	1,436	10,161	.....	10,161	9,060	.....	9,060
Federal direct student loans .....	-49	.....	-49	255	.....	255	-2,862	.....	-2,862
Federal family education loans .....	-218	.....	-218	-2,405	.....	-2,405	1,977	.....	1,977
<b>Office of Student Financial Assistance .....</b>	<b>1,170</b>	<b>.....</b>	<b>1,170</b>	<b>8,011</b>	<b>.....</b>	<b>8,011</b>	<b>8,175</b>	<b>.....</b>	<b>8,175</b>
Office of Educational Research and Improvement .....									
Departmental Management .....	43	.....	43	565	.....	565	557	.....	557
Proprietary receipts from the public .....	58	.....	58	553	.....	553	458	.....	458
.....	.....	3	-3	.....	62	-62	.....	69	-69
<b>Total—Department of Education .....</b>	<b>2,880</b>	<b>5</b>	<b>2,876</b>	<b>36,061</b>	<b>101</b>	<b>35,960</b>	<b>33,415</b>	<b>106</b>	<b>33,309</b>
<b>Department of Energy:</b>									
National Nuclear Security Administration:									
Naval reactors .....	59	.....	59	683	.....	683	.....	.....	.....
Weapons activities .....	444	.....	444	4,659	.....	4,659	4,453	.....	4,453
Defense nuclear nonproliferation .....	76	.....	76	750	.....	750	26	.....	26
Other .....	9	.....	9	60	.....	60	51	.....	51
Environmental and Other Defense Activities:									
Defense environmental restoration and waste management .....	298	.....	298	4,695	.....	4,695	4,427	.....	4,427
Defense facilities closure projects .....	74	.....	74	1,038	.....	1,038	1,092	.....	1,092
Other defense activities .....	49	.....	49	541	.....	541	1,769	.....	1,769
Other .....	17	.....	17	373	.....	373	214	.....	214
Energy Programs:									
Science .....	220	.....	220	2,931	.....	2,931	2,778	.....	2,778
Energy supply .....	58	.....	58	642	.....	642	692	.....	692
Energy conservation .....	77	.....	77	759	.....	759	666	.....	666
Other .....	65	(* *)	65	1,612	20	1,592	1,554	26	1,529
<b>Total—Energy Programs .....</b>	<b>420</b>	<b>(* *)</b>	<b>419</b>	<b>5,943</b>	<b>20</b>	<b>5,924</b>	<b>5,690</b>	<b>26</b>	<b>5,664</b>
Power Marketing Administration .....									
Departmental Administration .....	436	183	253	4,329	3,829	501	2,319	2,362	-43
Proprietary receipts from the public .....	-95	.....	-95	136	.....	136	157	.....	157
.....	.....	-19	19	.....	1,154	-1,154	.....	1,355	-1,355
Intrabudgetary transactions .....	-49	.....	-49	-1,786	.....	-1,786	-1,427	.....	-1,427
Offsetting governmental receipts .....	.....	1	-1	.....	1	-1	.....	18	-18
<b>Total—Department of Energy .....</b>	<b>1,739</b>	<b>165</b>	<b>1,573</b>	<b>21,423</b>	<b>5,003</b>	<b>16,420</b>	<b>18,770</b>	<b>3,760</b>	<b>15,010</b>

**Table 5. Outlays of the U.S. Government, September 2001 and Other Periods—Continued**  
 [\$ millions]

Classification	This Month			Current Fiscal Year to Date			Prior Fiscal Year to Date		
	Gross Outlays	Applicable Receipts	Outlays	Gross Outlays	Applicable Receipts	Outlays	Gross Outlays	Applicable Receipts	Outlays
<b>Department of Health and Human Services:</b>									
Public Health Service:									
Food and Drug Administration .....	94	(* *)	94	1,092	17	1,075	1,027	4	1,023
Health Resources and Services Administration .....	665	2	663	5,729	26	5,703	4,412	25	4,387
Indian Health Services .....	119	.....	119	2,564	.....	2,564	2,375	.....	2,375
Centers for Disease Control and Prevention .....	282	.....	282	3,301	.....	3,301	2,531	.....	2,531
National Institutes of Health .....	1,497	.....	1,497	17,254	.....	17,254	15,415	.....	15,415
Substance Abuse and Mental Health Services Administration .....	277	.....	277	2,737	.....	2,737	2,499	.....	2,499
Agency for Healthcare Research and Quality .....	-4	.....	-4	33	.....	33	51	.....	51
<b>Total—Public Health Service .....</b>	<b>2,929</b>	<b>2</b>	<b>2,927</b>	<b>32,710</b>	<b>43</b>	<b>32,667</b>	<b>28,310</b>	<b>29</b>	<b>28,281</b>
Health Care Financing Administration:									
Grants to States for Medicaid .....	10,452	.....	10,452	129,374	.....	129,374	117,921	.....	117,921
Payments to health care trust funds .....	965	.....	965	75,447	.....	75,447	75,071	.....	75,071
State children's health insurance fund .....	290	.....	290	3,699	.....	3,699	1,220	.....	1,220
Federal hospital insurance trust fund:									
Benefit payments .....	11,473	.....	11,473	139,356	.....	139,356	127,934	.....	127,934
Administrative expenses .....	100	.....	100	1,442	.....	1,442	1,261	.....	1,261
Other .....	1,177	.....	1,177	1,177	.....	1,177	.....	.....	.....
<b>Total—FHI trust fund .....</b>	<b>12,749</b>	<b>.....</b>	<b>12,749</b>	<b>141,975</b>	<b>.....</b>	<b>141,975</b>	<b>129,195</b>	<b>.....</b>	<b>129,195</b>
Health care fraud and abuse control .....	82	.....	82	926	.....	926	836	.....	836
Federal supplementary medical insurance trust fund:									
Benefit payments .....	6,840	.....	6,840	97,466	.....	97,466	87,212	.....	87,212
Administrative expenses .....	160	.....	160	1,986	.....	1,986	1,780	.....	1,780
<b>Total—FSMI trust fund .....</b>	<b>7,000</b>	<b>.....</b>	<b>7,000</b>	<b>99,452</b>	<b>.....</b>	<b>99,452</b>	<b>88,992</b>	<b>.....</b>	<b>88,992</b>
Other .....	-35	.....	-35	-122	.....	-122	-113	.....	-113
<b>Total—Health Care Financing Administration .....</b>	<b>31,503</b>	<b>.....</b>	<b>31,503</b>	<b>450,751</b>	<b>.....</b>	<b>450,751</b>	<b>413,124</b>	<b>.....</b>	<b>413,124</b>
Administration for Children and Families:									
Temporary assistance for needy families .....	1,599	.....	1,599	18,583	.....	18,583	15,464	.....	15,464
Payments to States for child support enforcement and family support programs .....	408	.....	408	3,281	.....	3,281	2,906	.....	2,906
Low income home energy assistance .....	79	.....	79	2,161	.....	2,161	1,495	.....	1,495
Refugee and entrant assistance .....	47	.....	47	456	.....	456	383	.....	383
Child care entitlement to States .....	204	.....	204	2,342	.....	2,342	2,237	.....	2,237
Payments to States for the child care and development block grant .....	170	.....	170	1,376	.....	1,376	1,070	.....	1,070
Social services block grant .....	125	.....	125	1,852	.....	1,852	1,827	.....	1,827
Children and families services programs .....	587	.....	587	6,930	.....	6,930	6,153	.....	6,153
Payments to States for foster care and adoption assistance .....	363	.....	363	5,711	.....	5,711	5,453	.....	5,453
Other .....	34	.....	34	389	.....	389	432	.....	432
<b>Total—Administration for Children and Families .....</b>	<b>3,615</b>	<b>.....</b>	<b>3,615</b>	<b>43,080</b>	<b>.....</b>	<b>43,080</b>	<b>37,419</b>	<b>.....</b>	<b>37,419</b>
Administration on Aging .....	86	.....	86	952	.....	952	884	.....	884
Other .....	41	.....	41	855	.....	855	919	.....	919
Proprietary receipts from the public .....	.....	699	-699	.....	24,663	-24,663	.....	22,851	-22,851
Intrabudgetary transactions:									
Payments for health insurance for the aged:									
Federal supplementary medical insurance trust fund .....	.....	.....	.....	-69,838	.....	-69,838	-65,561	.....	-65,561
Payments for tax and other credits:									
Federal hospital insurance trust fund .....	-958	.....	-958	-5,603	.....	-5,603	-9,513	.....	-9,513
Quinquennial adjustment for military service credits from FHI .....	-1,177	.....	-1,177	-1,177	.....	-1,117	.....	.....	.....
Other .....	.....	.....	.....	-579	.....	-579	-75	.....	-75
<b>Total—Department of Health and Human Services .....</b>	<b>36,040</b>	<b>701</b>	<b>35,338</b>	<b>451,150</b>	<b>24,706</b>	<b>426,444</b>	<b>405,508</b>	<b>22,880</b>	<b>382,627</b>

**Table 5. Outlays of the U.S. Government, September 2001 and Other Periods—Continued**  
 [\$ millions]

Classification	This Month			Current Fiscal Year to Date			Prior Fiscal Year to Date		
	Gross Outlays	Applicable Receipts	Outlays	Gross Outlays	Applicable Receipts	Outlays	Gross Outlays	Applicable Receipts	Outlays
<b>Department of Housing and Urban Development:</b>									
Public and Indian Housing Programs:									
Housing certificate fund .....	488	.....	488	16,720	.....	16,720	15,972	.....	15,972
Public housing capital fund .....	246	.....	246	3,550	.....	3,550	3,690	.....	3,690
Public housing operating fund .....	248	.....	248	3,137	.....	3,137	2,836	.....	2,836
Drug elimination grants for low-income housing .....	31	.....	31	309	.....	309	288	.....	288
Revitalization of severely distressed public housing (Hope VI) .....	38	.....	38	487	.....	487	379	.....	379
Native American housing block grant .....	54	.....	54	684	.....	684	643	.....	643
Other .....	2	(* *)	2	189	166	23	198	172	26
<b>Total—Public and Indian Housing Programs .....</b>	<b>1,107</b>	<b>(* *)</b>	<b>1,107</b>	<b>25,076</b>	<b>166</b>	<b>24,910</b>	<b>24,007</b>	<b>172</b>	<b>23,834</b>
Community Planning and Development:									
Housing opportunities for persons with AIDS .....	18	.....	18	241	.....	241	215	.....	215
Community Development Block Grants .....	418	.....	418	4,939	.....	4,939	4,955	.....	4,955
Home investment partnership program .....	89	.....	89	1,424	.....	1,424	1,479	.....	1,479
Homeless assistance grants .....	70	.....	70	965	.....	965	885	.....	885
Other .....	13	-8	21	79	102	-23	78	60	19
<b>Total—Community Planning and Development .....</b>	<b>609</b>	<b>-8</b>	<b>616</b>	<b>7,648</b>	<b>102</b>	<b>7,546</b>	<b>7,612</b>	<b>60</b>	<b>7,553</b>
Housing Programs:									
Public enterprise funds .....	14	16	-2	28	37	-9	21	26	-4
Credit accounts:									
FHA-Mutual mortgage insurance fund, program account .....	54	.....	54	4,539	.....	4,539	341	.....	341
FHA-Mutual mortgage insurance fund, liquidating account .....	42	468	-426	4,471	4,621	-151	6,630	9,350	-2,720
FHA-General and special risk fund, program account .....	36	.....	36	671	.....	671	395	.....	395
FHA-General and special risk fund, liquidating account .....	167	36	131	1,050	977	73	852	409	443
Housing for the elderly or handicapped fund .....	1	59	-57	121	583	-462	365	793	-428
Housing for special populations .....	55	.....	55	774	.....	774	720	.....	720
Other assisted housing programs .....	53	.....	53	672	(* *)	672	682	(* *)	682
Other .....	4	.....	4	32	.....	32	41	.....	41
<b>Total—Housing Programs .....</b>	<b>426</b>	<b>579</b>	<b>-153</b>	<b>12,357</b>	<b>6,220</b>	<b>6,138</b>	<b>10,047</b>	<b>10,578</b>	<b>-531</b>
Government National Mortgage Association:									
Guarantees of mortgage-backed securities, program account .....	(* *)	.....	(* *)	9	.....	9	9	.....	9
Guarantees of mortgage-backed securities, liquidating account .....	4	4	-1	54	419	-365	61	450	-389
Management and Administration .....	40	.....	40	548	.....	548	575	.....	575
Other .....	17	.....	17	187	.....	187	170	.....	170
Proprietary receipts from the public:									
FHA-General and special risk fund .....	.....	11	-11	.....	620	-620	.....	62	-62
Other .....	.....	347	-347	.....	361	-361	.....	312	-312
Intrabudgetary transactions:									
FHA-Mutual mortgage insurance fund .....	.....	.....	.....	-4,026	.....	-4,026	.....	.....	.....
Offsetting governmental receipts .....	.....	1	-1	.....	28	-28	.....	19	-19
<b>Total—Department of Housing and Urban Development .....</b>	<b>2,202</b>	<b>934</b>	<b>1,268</b>	<b>41,853</b>	<b>7,916</b>	<b>33,937</b>	<b>42,482</b>	<b>11,653</b>	<b>30,829</b>
<b>Department of the Interior:</b>									
Land and Minerals Management:									
Bureau of Land Management:									
Management of lands and resources .....	55	.....	55	688	.....	688	658	.....	658
Wildland fire management .....	73	.....	73	365	.....	365	322	.....	322
Other .....	279	(* *)	279	732	18	714	673	19	654
Minerals Management Service .....	85	.....	85	1,190	.....	1,190	803	.....	803
Office of Surface Mining Reclamation and Enforcement .....	21	.....	21	437	.....	437	390	.....	390
<b>Total—Land and Minerals Management .....</b>	<b>513</b>	<b>(* *)</b>	<b>513</b>	<b>3,412</b>	<b>18</b>	<b>3,395</b>	<b>2,846</b>	<b>19</b>	<b>2,828</b>
Water and Science:									
Bureau of Reclamation:									
Water and related resources .....	68	.....	68	633	.....	633	634	.....	634
Other .....	44	24	20	407	171	235	395	206	188
United States Geological Survey .....	93	.....	93	855	.....	855	797	.....	797
Other .....	5	.....	5	45	.....	45	51	.....	51
<b>Total—Water and Science .....</b>	<b>211</b>	<b>24</b>	<b>187</b>	<b>1,940</b>	<b>171</b>	<b>1,768</b>	<b>1,876</b>	<b>206</b>	<b>1,670</b>
Fish and Wildlife and Parks:									
United States Fish and Wildlife Service .....	148	.....	148	1,610	.....	1,610	1,497	.....	1,497
National Park Service .....	179	.....	179	2,029	.....	2,029	1,941	.....	1,941
<b>Total—Fish and Wildlife and Parks .....</b>	<b>328</b>	<b>.....</b>	<b>328</b>	<b>3,639</b>	<b>.....</b>	<b>3,639</b>	<b>3,438</b>	<b>.....</b>	<b>3,438</b>

**Table 5. Outlays of the U.S. Government, September 2001 and Other Periods—Continued**  
 [\$ millions]

Classification	This Month			Current Fiscal Year to Date			Prior Fiscal Year to Date		
	Gross Outlays	Applicable Receipts	Outlays	Gross Outlays	Applicable Receipts	Outlays	Gross Outlays	Applicable Receipts	Outlays
<b>Department of the Interior:—Continued</b>									
Bureau of Indian Affairs .....	153	1	153	2,090	5	2,085	1,849	8	1,841
Departmental Offices:									
Insular affairs .....	115		115	351		351	384		384
Office of Special Trustee for American Indians .....	139		139	284		284	129		129
Other .....	1		1	11		11	230		230
Proprietary receipts from the public .....		223	-223		3,252	-3,252		2,312	-2,312
Intrabudgetary transactions .....	-3		-3	-259		-259	-186		-186
<b>Total—Department of the Interior .....</b>	<b>1,456</b>	<b>248</b>	<b>1,209</b>	<b>11,468</b>	<b>3,447</b>	<b>8,021</b>	<b>10,566</b>	<b>2,544</b>	<b>8,022</b>
<b>Department of Justice:</b>									
General Administration .....	-26		-26	676		676	469		469
Legal Activities and United States Marshals:									
United States Attorneys .....	51		51	1,224		1,224	1,173		1,173
United States Marshals Service .....	48		48	572		572	533		533
Other .....	128		128	1,812		1,812	1,597		1,597
Federal Bureau of Investigation .....	322		322	3,208		3,208	3,088		3,088
Drug Enforcement Administration .....	81		81	1,401		1,401	1,339		1,339
Immigration and Naturalization Service .....	466		466	4,558		4,558	4,163		4,163
Federal Prison System .....	354	14	340	4,411	207	4,205	3,935	227	3,708
Office of Justice Programs:									
Violent crime reduction programs, state and local law enforcement assistance .....	192		192	2,743		2,743	2,579		2,579
Community oriented policing services .....	53		53	1,353		1,353	1,390		1,390
Other .....	106		106	843		843	698		698
Other .....	116		116	507		507	377		377
Intrabudgetary transactions .....	-13		-13	-293		-293	-71		-71
Offsetting governmental receipts .....		198	-198		1,998	-1,998		1,483	-1,483
<b>Total—Department of Justice .....</b>	<b>1,879</b>	<b>212</b>	<b>1,667</b>	<b>23,015</b>	<b>2,205</b>	<b>20,810</b>	<b>21,271</b>	<b>1,710</b>	<b>19,561</b>
<b>Department of Labor:</b>									
Employment and Training Administration:									
Training and employment services .....	380		380	4,525		4,525	4,282		4,282
Welfare to work jobs .....	57		57	659		659	527		527
Community service employment for older Americans .....	34		34	443		443	400		400
Federal unemployment benefits and allowances .....	22		22	400		400	403		403
State unemployment insurance and employment service operations .....	-21		-21	95		95	225		225
Unemployment trust fund:									
Federal-State unemployment insurance:									
State unemployment benefits .....	2,375		2,375	27,896		27,896	20,657		20,657
State administrative expenses .....	270		270	3,213		3,213	3,117		3,117
Federal administrative expenses .....	58		58	396		396	193		193
Veterans employment and training .....	(* *)		(* *)	21		21	178		178
Other .....	(* *)		(* *)	4		4	3		3
Total—Unemployment trust fund .....	2,703		2,703	31,530		31,530	24,149		24,149
Other .....	9		9	110		110	101		101
<b>Total—Employment and Training Administration .....</b>	<b>3,183</b>		<b>3,183</b>	<b>37,762</b>		<b>37,762</b>	<b>30,087</b>		<b>30,087</b>
Pension Benefit Guaranty Corporation .....	127	88	39	1,365	2,426	-1,060	1,345	2,489	-1,144
Employment Standards Administration:									
Salaries and expenses .....	26		26	370		370	334		334
Special benefits .....	-749		-749	123		123	25		25
Black lung disability trust fund .....	607		607	1,013		1,013	1,008		1,008
Other .....	15		15	160		160	149		149
Occupational Safety and Health Administration .....	30		30	398		398	367		367
Bureau of Labor Statistics .....	24		24	361		361	353		353
Other .....	7		7	593		593	581		581
Proprietary receipts from the public .....		(* *)	(* *)		2	-2		3	-3
Intrabudgetary transactions .....	-29		-29	-437		-437	-402		-402
<b>Total—Department of Labor .....</b>	<b>3,239</b>	<b>88</b>	<b>3,151</b>	<b>41,708</b>	<b>2,428</b>	<b>39,280</b>	<b>33,847</b>	<b>2,492</b>	<b>31,355</b>

**Table 5. Outlays of the U.S. Government, September 2001 and Other Periods—Continued**  
 [\$ millions]

Classification	This Month			Current Fiscal Year to Date			Prior Fiscal Year to Date		
	Gross Outlays	Applicable Receipts	Outlays	Gross Outlays	Applicable Receipts	Outlays	Gross Outlays	Applicable Receipts	Outlays
<b>Department of State:</b>									
Administration of Foreign Affairs:									
Diplomatic and consular programs .....	385	.....	385	2,864	.....	2,864	2,707	.....	2,707
Embassy security, construction, and maintenance .....	41	.....	41	646	.....	646	502	.....	502
Payment to Foreign Service retirement and disability fund .....	35	.....	35	166	.....	166	162	.....	162
Foreign Service retirement and disability fund .....	50	.....	50	589	.....	589	559	.....	559
Other .....	2	.....	2	485	.....	485	491	.....	491
<b>Total—Administration of Foreign Affairs .....</b>	<b>513</b>	<b>.....</b>	<b>513</b>	<b>4,750</b>	<b>.....</b>	<b>4,750</b>	<b>4,421</b>	<b>.....</b>	<b>4,421</b>
International Organizations and Conferences .....	81	.....	81	1,299	.....	1,299	1,320	.....	1,320
Migration and refugee assistance .....	33	.....	33	771	.....	771	864	.....	864
Andean counterdrug initiative .....	6	.....	6	371	.....	371	.....	.....	.....
Other .....	48	.....	48	466	.....	466	476	.....	476
Proprietary receipts from the public .....	.....	.....	.....	.....	1	-1	.....	(* *)	(* *)
Intrabudgetary transactions .....	-35	.....	-35	-211	.....	-211	-232	.....	-232
<b>Total—Department of State .....</b>	<b>647</b>	<b>.....</b>	<b>647</b>	<b>7,447</b>	<b>1</b>	<b>7,446</b>	<b>6,849</b>	<b>(* *)</b>	<b>6,849</b>
<b>Department of Transportation:</b>									
Office of the Secretary:									
Compensation for air carriers .....	2,328	.....	2,328	2,328	.....	2,328	.....	.....	.....
Other .....	18	.....	18	171	.....	171	85	.....	85
<b>Total—Office of the Secretary .....</b>	<b>2,346</b>	<b>.....</b>	<b>2,346</b>	<b>2,499</b>	<b>.....</b>	<b>2,499</b>	<b>85</b>	<b>.....</b>	<b>85</b>
Coast Guard:									
Operating expenses .....	239	.....	239	3,107	.....	3,107	3,013	.....	3,013
Acquisition, construction, and improvements .....	76	.....	76	644	.....	644	464	.....	464
Retired pay .....	78	.....	78	771	.....	771	713	.....	713
Other .....	9	1	8	279	7	272	279	7	273
<b>Total—Coast Guard .....</b>	<b>402</b>	<b>1</b>	<b>401</b>	<b>4,801</b>	<b>7</b>	<b>4,794</b>	<b>4,470</b>	<b>7</b>	<b>4,463</b>
Federal Aviation Administration:									
Operations .....	164	.....	164	1,287	.....	1,287	524	.....	524
Airport and airway trust fund:									
Grants-in-aid for airports .....	250	.....	250	2,017	.....	2,017	1,578	.....	1,578
Facilities and equipment .....	287	.....	287	2,266	.....	2,266	2,077	.....	2,077
Research, engineering, and development .....	22	.....	22	167	.....	167	166	.....	166
Trust fund share of FAA operations .....	395	.....	395	5,069	.....	5,069	5,222	.....	5,222
<b>Total—Airport and airway trust fund .....</b>	<b>954</b>	<b>.....</b>	<b>954</b>	<b>9,519</b>	<b>.....</b>	<b>9,519</b>	<b>9,043</b>	<b>.....</b>	<b>9,043</b>
Other .....	-9	7	-15	-65	9	-75	-1	4	-5
<b>Total—Federal Aviation Administration .....</b>	<b>1,109</b>	<b>7</b>	<b>1,102</b>	<b>10,740</b>	<b>9</b>	<b>10,731</b>	<b>9,565</b>	<b>4</b>	<b>9,561</b>
Federal Highway Administration:									
Highway trust fund:									
Federal-aid highways .....	2,789	.....	2,789	27,245	.....	27,245	24,936	.....	24,936
Other .....	14	.....	14	90	24	67	48	55	-6
Other programs .....	18	.....	18	192	.....	192	278	.....	278
<b>Total—Federal Highway Administration .....</b>	<b>2,821</b>	<b>.....</b>	<b>2,821</b>	<b>27,527</b>	<b>24</b>	<b>27,503</b>	<b>25,262</b>	<b>55</b>	<b>25,208</b>
National Highway Traffic Safety Administration .....	22	.....	22	370	.....	370	328	.....	328
Federal Railroad Administration:									
Capital Grants to the National Railroad Passenger Corporation:									
Corporation .....	(* *)	.....	(* *)	553	.....	553	594	.....	594
Other .....	22	2	20	178	8	171	168	4	165
<b>Total—Federal Railroad Administration .....</b>	<b>22</b>	<b>2</b>	<b>20</b>	<b>731</b>	<b>8</b>	<b>723</b>	<b>762</b>	<b>4</b>	<b>759</b>
Federal Transit Administration:									
Formula grants .....	118	.....	118	178	.....	178	-1,279	.....	-1,279
Discretionary grants .....	55	.....	55	722	.....	722	1,200	.....	1,200
Trust fund share of expenses .....	252	.....	252	6,301	.....	6,301	6,278	.....	6,278
Other .....	170	.....	170	-153	.....	-153	-869	.....	-869
<b>Total—Federal Transit Administration .....</b>	<b>594</b>	<b>.....</b>	<b>594</b>	<b>7,046</b>	<b>.....</b>	<b>7,046</b>	<b>5,330</b>	<b>.....</b>	<b>5,330</b>
Maritime Administration .....	69	2	68	328	54	274	370	130	240
Other .....	52	3	49	387	15	372	285	13	272
Proprietary receipts from the public .....	.....	39	-39	.....	105	-105	.....	154	-154
Intrabudgetary transactions .....	-1	.....	-1	-2	.....	-2	-4	.....	-4
Offsetting governmental receipts .....	.....	13	-13	.....	132	-132	.....	121	-121
<b>Total—Department of Transportation .....</b>	<b>7,436</b>	<b>65</b>	<b>7,371</b>	<b>54,427</b>	<b>352</b>	<b>54,075</b>	<b>46,455</b>	<b>488</b>	<b>45,966</b>

**Table 5. Outlays of the U.S. Government, September 2001 and Other Periods—Continued**  
 [\$ millions]

Classification	This Month			Current Fiscal Year to Date			Prior Fiscal Year to Date		
	Gross Outlays	Applicable Receipts	Outlays	Gross Outlays	Applicable Receipts	Outlays	Gross Outlays	Applicable Receipts	Outlays
<b>Department of the Treasury:</b>									
Departmental Offices:									
Exchange stabilization fund .....	-25	24	-49	-156	839	-995	-355	806	-1,160
Other .....	72	.....	72	907	.....	907	1,075	.....	1,075
Financial Management Service:									
Salaries and expenses .....	31	.....	31	260	.....	260	229	.....	229
Payment to the Resolution Funding Corporation .....	.....	.....	.....	464	.....	464	1,164	.....	1,164
Interest paid to credit financing accounts .....	4,145	.....	4,145	4,562	.....	4,562	4,287	.....	4,287
Claims, judgements, and relief acts .....	93	.....	93	1,417	.....	1,417	1,815	.....	1,815
Other .....	29	.....	29	392	.....	392	102	.....	102
Total—Financial Management Service .....	4,299	.....	4,299	7,094	.....	7,094	7,597	.....	7,597
Federal Financing Bank .....	-65	.....	-65	37	.....	37	34	.....	34
Bureau of Alcohol, Tobacco, and Firearms:									
Salaries and expenses .....	77	.....	77	665	.....	665	546	.....	546
Laboratory facilities and headquarters .....	6	.....	6	13	.....	13	11	.....	11
Internal revenue collections for Puerto Rico .....	30	.....	30	334	.....	334	297	.....	297
United States Customs Service .....	194	.....	194	2,529	.....	2,529	2,370	.....	2,370
Bureau of Engraving and Printing .....	9	.....	9	3	.....	3	-60	.....	-60
United States Mint .....	74	-414	487	1,083	1,117	-34	1,274	1,430	-156
Bureau of the Public Debt .....	18	.....	18	316	.....	316	318	.....	318
Internal Revenue Service:									
Processing, assistance, and management .....	413	.....	413	3,558	.....	3,558	3,324	.....	3,324
Tax law enforcement .....	267	.....	267	3,429	.....	3,429	3,204	.....	3,204
Information systems .....	144	.....	144	1,500	.....	1,500	1,649	.....	1,649
Payment where earned income credit exceeds liability for tax .....	140	.....	140	26,123	.....	26,123	26,099	.....	26,099
Payment where child credit exceeds liability for tax .....	23	.....	23	982	.....	982	809	.....	809
Refunding internal revenue collections, interest .....	229	.....	229	2,726	.....	2,726	2,684	.....	2,684
Other .....	29	2	27	389	11	378	228	6	222
Total—Internal Revenue Service .....	1,244	2	1,243	38,706	11	38,695	37,998	6	37,992
United States Secret Service .....	79	.....	79	944	.....	944	851	.....	851
Comptroller of the Currency .....	35	-1	35	402	418	-16	385	409	-24
Office of Thrift Supervision .....	12	1	10	159	167	-7	159	144	15
Interest on the public debt:									
Restoration of lost interest, medicare trust funds .....	.....	.....	.....	.....	.....	.....	121	.....	121
Interest on Treasury debt securities (gross):									
Public issues (accrual basis) .....	14,913	.....	14,913	204,976	.....	204,976	222,693	.....	222,693
Special issues (cash basis) .....	263	.....	263	154,531	.....	154,531	139,304	.....	139,304
Total—Interest on Treasury debt securities (gross) .....	15,176	.....	15,176	359,508	.....	359,508	361,998	.....	361,998
Total—Interest on the public debt .....	15,176	.....	15,176	359,508	.....	359,508	362,118	.....	362,118
Other .....	20	.....	20	207	.....	207	169	.....	169
Proprietary receipts from the public .....	.....	9,573	-9,573	.....	14,174	-14,174	.....	14,104	-14,104
Intrabudgetary transactions .....	-1,439	.....	-1,439	-4,958	.....	-4,958	-5,374	.....	-5,374
Offsetting governmental receipts .....	.....	73	-73	.....	1,269	-1,269	.....	1,279	-1,279
<b>Total—Department of the Treasury .....</b>	<b>19,816</b>	<b>9,258</b>	<b>10,558</b>	<b>407,794</b>	<b>17,995</b>	<b>389,799</b>	<b>409,413</b>	<b>18,177</b>	<b>391,236</b>
<b>Department of Veterans Affairs:</b>									
Veterans Health Administration:									
Medical care .....	1,702	.....	1,702	20,927	.....	20,927	19,250	.....	19,250
Other .....	57	20	37	699	258	441	673	258	414
Veterans Benefits Administration:									
Public enterprise funds:									
Veterans housing benefit program fund .....	148	5	143	554	61	494	1,544	139	1,405
Other .....	66	68	-2	600	580	20	508	491	17
Compensation and pensions .....	126	.....	126	21,420	.....	21,420	23,820	.....	23,820
Readjustment benefits .....	80	.....	80	1,608	.....	1,608	1,497	.....	1,497
Insurance funds:									
National service life .....	118	.....	118	1,221	.....	1,221	1,242	.....	1,242
United States Government Life .....	1	.....	1	11	.....	11	11	.....	11
Veterans special life .....	14	3	11	128	175	-47	132	174	-43
Other .....	10	.....	10	37	.....	37	39	.....	39
Total—Veterans Benefits Administration .....	562	76	487	25,580	815	24,765	28,793	804	27,989
Construction .....	36	(* *)	36	421	(* *)	421	466	(* *)	466
Departmental Administration .....	-2	.....	-2	1,166	.....	1,166	913	.....	913
Proprietary receipts from the public:									
National service life .....	.....	14	-14	.....	194	-194	.....	201	-201
Other .....	.....	76	-76	.....	2,479	-2,479	.....	1,740	-1,740
Intrabudgetary transactions .....	(* *)	.....	(* *)	-3	.....	-3	-3	.....	-3
<b>Total—Department of Veterans Affairs .....</b>	<b>2,356</b>	<b>186</b>	<b>2,171</b>	<b>48,789</b>	<b>3,747</b>	<b>45,043</b>	<b>50,091</b>	<b>3,004</b>	<b>47,087</b>

**Table 5. Outlays of the U.S. Government, September 2001 and Other Periods—Continued**  
 [\$ millions]

Classification	This Month			Current Fiscal Year to Date			Prior Fiscal Year to Date		
	Gross Outlays	Applicable Receipts	Outlays	Gross Outlays	Applicable Receipts	Outlays	Gross Outlays	Applicable Receipts	Outlays
<b>Corps of Engineers:</b>									
Construction, general .....	182	.....	182	1,592	.....	1,592	1,407	.....	1,407
Operation and maintenance, general .....	273	.....	273	1,344	.....	1,344	1,284	.....	1,284
Flood control .....	70	.....	70	419	.....	419	316	.....	316
Rivers and harbors contributed funds .....	24	.....	24	326	.....	326	313	.....	313
Harbor maintenance trust fund .....	-26	.....	-26	644	.....	644	687	.....	687
Other .....	2	.....	2	786	.....	786	689	.....	689
Proprietary receipts from the public .....	.....	38	-38	.....	376	-376	.....	352	-352
Intrabudgetary transactions .....	-23	.....	-23	-33	.....	-33	-10	.....	-10
<b>Total—Corps of Engineers .....</b>	<b>502</b>	<b>38</b>	<b>464</b>	<b>5,078</b>	<b>376</b>	<b>4,703</b>	<b>4,685</b>	<b>352</b>	<b>4,334</b>
<b>Other Defense Civil Programs:</b>									
Military Retirement:									
Payment to military retirement fund .....	.....	.....	.....	16,089	.....	16,089	15,302	.....	15,302
Military retirement fund .....	2,869	.....	2,869	34,096	.....	34,096	32,808	.....	32,808
Educational Benefits .....	17	.....	17	205	.....	205	183	.....	183
Other .....	12	.....	12	144	.....	144	136	.....	136
Proprietary receipts from the public .....	.....	1	-1	.....	13	-13	.....	18	-18
Intrabudgetary transactions .....	-35	.....	-35	-16,361	.....	-16,361	-15,550	.....	-15,550
<b>Total—Other Defense Civil Programs .....</b>	<b>2,863</b>	<b>1</b>	<b>2,862</b>	<b>34,174</b>	<b>13</b>	<b>34,161</b>	<b>32,879</b>	<b>18</b>	<b>32,861</b>
<b>Environmental Protection Agency:</b>									
Science and technology .....	55	.....	55	676	.....	676	629	.....	629
Environmental programs and management .....	163	.....	163	1,990	.....	1,990	1,866	.....	1,866
State and tribal assistance grants .....	422	.....	422	3,518	.....	3,518	3,192	.....	3,192
Hazardous substance superfund .....	148	.....	148	1,242	.....	1,242	1,603	.....	1,603
Other .....	27	(* *)	27	828	16	812	912	19	893
Proprietary receipts from the public .....	.....	12	-12	.....	202	-202	.....	231	-231
Intrabudgetary transactions .....	.....	.....	.....	-634	.....	-634	-700	.....	-700
Offsetting governmental receipts .....	.....	1	-1	.....	12	-12	.....	13	-13
<b>Total—Environmental Protection Agency .....</b>	<b>815</b>	<b>13</b>	<b>802</b>	<b>7,620</b>	<b>230</b>	<b>7,390</b>	<b>7,502</b>	<b>262</b>	<b>7,240</b>
<b>Executive Office of the President:</b>									
Compensation of the President and the White House									
Office .....	5	.....	5	52	.....	52	53	.....	53
Office of Management and Budget .....	6	.....	6	64	.....	64	64	.....	64
Office of National Drug Control Policy .....	121	.....	-21	58	.....	58	55	.....	55
Other .....	6	.....	6	107	.....	107	108	.....	108
<b>Total—Executive Office of the President .....</b>	<b>-4</b>	.....	<b>-4</b>	<b>280</b>	.....	<b>280</b>	<b>281</b>	.....	<b>281</b>
<b>Federal Emergency Management Agency:</b>									
Public enterprise funds .....	202	44	158	1,051	787	264	729	778	-49
Disaster relief .....	319	.....	319	3,217	.....	3,217	2,628	.....	2,628
Emergency management planning and assistance .....	27	.....	27	313	.....	313	208	.....	208
Other .....	54	.....	54	631	.....	631	357	.....	357
Proprietary receipts from the public .....	.....	10	-10	.....	10	-10	.....	.....	.....
Offsetting governmental receipts .....	.....	.....	.....	.....	.....	.....	.....	1	-1
<b>Total—Federal Emergency Management Agency .....</b>	<b>602</b>	<b>54</b>	<b>548</b>	<b>5,212</b>	<b>797</b>	<b>4,415</b>	<b>3,921</b>	<b>779</b>	<b>3,143</b>
<b>General Services Administration:</b>									
Real Property Activities .....	-94	.....	-94	-206	.....	-206	-80	.....	-80
Supply and Technology Activities .....	-145	.....	-145	33	.....	33	-69	.....	-69
General Activities .....	34	.....	34	183	.....	183	195	.....	195
Proprietary receipts from the public .....	.....	13	-13	.....	18	-18	.....	22	-22
<b>Total—General Services Administration .....</b>	<b>-205</b>	<b>13</b>	<b>-217</b>	<b>10</b>	<b>18</b>	<b>-8</b>	<b>46</b>	<b>22</b>	<b>25</b>
<b>International Assistance Program:</b>									
International Security Assistance:									
Foreign military loan program .....	72	40	32	304	763	-459	485	937	-452
Foreign military financing program .....	112	.....	112	4,250	.....	4,250	3,895	.....	3,895
Economic support fund .....	252	.....	252	2,392	.....	2,392	2,463	.....	2,463
Other .....	59	.....	59	809	.....	809	639	.....	639
Proprietary receipts from the public .....	.....	.....	.....	.....	209	-209	.....	.....	.....
<b>Total—International Security Assistance .....</b>	<b>495</b>	<b>40</b>	<b>454</b>	<b>7,755</b>	<b>972</b>	<b>6,783</b>	<b>7,483</b>	<b>937</b>	<b>6,546</b>
Multilateral Assistance:									
Contribution to the International Development									
Association .....	.....	.....	.....	1,251	.....	1,251	992	.....	992
International organizations and programs .....	32	.....	32	310	.....	310	294	.....	294
Other .....	3	4	-1	610	4	606	474	(* *)	474
<b>Total—Multilateral Assistance .....</b>	<b>35</b>	<b>4</b>	<b>31</b>	<b>2,170</b>	<b>4</b>	<b>2,166</b>	<b>1,760</b>	<b>(* *)</b>	<b>1,759</b>

**Table 5. Outlays of the U.S. Government, September 2001 and Other Periods—Continued**  
 [\$ millions]

Classification	This Month			Current Fiscal Year to Date			Prior Fiscal Year to Date		
	Gross Outlays	Applicable Receipts	Outlays	Gross Outlays	Applicable Receipts	Outlays	Gross Outlays	Applicable Receipts	Outlays
<b>International Assistance Program:—Continued</b>									
International Development Assistance:									
Agency for International Development:									
Economic assistance loans .....		34	-34		837	-837	8	902	-894
Sustainable development assistance program .....	119		119	1,201		1,201	880		880
Child survival and disease programs .....	72		72	686		686	499		499
Assistance for the independent States of the Former Soviet Union .....	54		54	484		484	677		677
Operating expenses .....	52		52	542		542	538		538
Payment to the Foreign Service retirement and disability fund .....				44		44	44		44
Other .....	92	67	25	791	106	684	1,042	81	960
Proprietary receipts from the public .....		40	-40		40	-40		80	-80
Intrabudgetary transactions .....	-2		-2	-2		-2	-1		-1
<b>Total—Agency for International Development .....</b>	<b>388</b>	<b>141</b>	<b>247</b>	<b>3,747</b>	<b>983</b>	<b>2,764</b>	<b>3,686</b>	<b>1,063</b>	<b>2,623</b>
Overseas Private Investment Corporation .....	10	11	-2	100	306	-206	292	303	-11
Peace Corps .....	21		21	251	(**)	251	246	(**)	246
Other .....	9		9	86		86	96		96
<b>Total—International Development Assistance .....</b>	<b>427</b>	<b>153</b>	<b>274</b>	<b>4,184</b>	<b>1,289</b>	<b>2,895</b>	<b>4,320</b>	<b>1,367</b>	<b>2,953</b>
International Monetary Programs .....	-35		-35	56		56	1,120		1,120
Military Sales Programs:									
Foreign military sales trust fund .....	956		956	10,171		10,171	11,085		11,085
Other .....	(**)	(**)	(**)	3	7	-4	2	7	-5
Proprietary receipts from the public .....		1,228	-1,228		10,229	-10,229		11,362	-11,362
Other .....				(**)	71	-71	1	12	-11
<b>Total—International Assistance Program .....</b>	<b>1,877</b>	<b>1,425</b>	<b>452</b>	<b>24,338</b>	<b>12,571</b>	<b>11,767</b>	<b>25,769</b>	<b>13,685</b>	<b>12,084</b>
<b>National Aeronautics and Space Administration:</b>									
Human space flight .....	450		450	5,784		5,784	5,498		5,498
Science, aeronautics, and technology .....	465		465	5,694		5,694	5,478		5,478
Mission support .....	228		228	2,584		2,584	2,416		2,416
Other .....	3		3	32		32	51		51
<b>Total—National Aeronautics and Space Administration .....</b>	<b>1,146</b>		<b>1,146</b>	<b>14,094</b>		<b>14,094</b>	<b>13,443</b>		<b>13,443</b>
<b>National Science Foundation:</b>									
Research and related activities .....	97		97	2,830		2,830	2,662		2,662
Education and human resources .....	164		164	609		609	584		584
Other .....	40		40	253		253	241		241
<b>Total—National Science Foundation .....</b>	<b>302</b>		<b>302</b>	<b>3,691</b>		<b>3,691</b>	<b>3,487</b>		<b>3,487</b>
<b>Office of Personnel Management:</b>									
Government payment for annuitants, employees health and life insurance benefits .....	399		399	5,448		5,448	5,030		5,030
Payment to civil service retirement and disability fund .....	21,639		21,639	21,639		21,639	21,557		21,557
Civil service retirement and disability fund .....	3,965		3,965	47,356		47,356	45,194		45,194
Employees life insurance fund .....	176	163	13	2,081	3,384	-1,303	1,778	3,254	-1,476
Employees and retired employees health benefits fund .....	1,710	1,786	-75	20,779	21,455	-676	19,690	19,855	-165
Other .....	20		20	97		97	115		115
Intrabudgetary transactions:									
Civil service retirement and disability fund:									
General fund contributions .....	-21,639		-21,639	-21,639		-21,639	-21,557		-21,557
Other .....	-2		-2	-26		-26	-39		-39
<b>Total—Office of Personnel Management .....</b>	<b>6,267</b>	<b>1,948</b>	<b>4,319</b>	<b>75,736</b>	<b>24,838</b>	<b>50,898</b>	<b>71,769</b>	<b>23,109</b>	<b>48,660</b>



**Table 5. Outlays of the U.S. Government, September 2001 and Other Periods—Continued**  
 [\$ millions]

Classification	This Month			Current Fiscal Year to Date			Prior Fiscal Year to Date		
	Gross Outlays	Applicable Receipts	Outlays	Gross Outlays	Applicable Receipts	Outlays	Gross Outlays	Applicable Receipts	Outlays
<b>Small Business Administration:</b>									
Public enterprise funds:									
Business loan fund .....	-54	21	-75	409	150	259	380	344	35
Disaster loan fund .....	-89	6	-95	190	239	-49	358	290	68
Other .....	2	1	1	14	6	7	15	6	9
Other .....	59	.....	59	321	(* *)	321	266	(* *)	266
Proprietary receipts from the public .....	.....	(* *)	(* *)	.....	1,107	-1,107	.....	800	-800
<b>Total—Small Business Administration .....</b>	<b>-83</b>	<b>28</b>	<b>-111</b>	<b>933</b>	<b>1,502</b>	<b>-569</b>	<b>1,019</b>	<b>1,441</b>	<b>-422</b>
<b>Social Security Administration:</b>									
Payments to social security trust funds .....	3	.....	3	12,531	.....	12,531	13,254	.....	13,254
Special benefits for disabled coal miners .....	3	.....	3	486	.....	486	521	.....	521
Supplemental security income program .....	233	.....	233	29,892	.....	29,892	33,408	.....	33,408
Federal old-age and survivors insurance trust fund (off-budget):									
Benefit payments .....	7,437	.....	7,437	367,680	.....	367,680	347,890	.....	347,890
Administrative expenses .....	382	.....	382	2,084	.....	2,084	1,998	.....	1,998
Payment to railroad retirement account .....	.....	.....	.....	3,273	.....	3,273	3,538	.....	3,538
<b>Total—FOASI trust fund .....</b>	<b>7,819</b>	<b>.....</b>	<b>7,819</b>	<b>373,037</b>	<b>.....</b>	<b>373,037</b>	<b>353,427</b>	<b>.....</b>	<b>353,427</b>
Federal disability insurance trust fund (off-budget):									
Benefit payments .....	-146	.....	-146	58,219	.....	58,219	54,276	.....	54,276
Administrative expenses .....	111	.....	111	1,766	.....	1,766	1,611	.....	1,611
Payment to railroad retirement account .....	.....	.....	.....	10	.....	10	159	.....	159
Quinquennial military service credit adjustment .....	.....	.....	.....	836	.....	836	(* *)	.....	(* *)
<b>Total—FDI trust fund .....</b>	<b>-35</b>	<b>.....</b>	<b>-35</b>	<b>60,831</b>	<b>.....</b>	<b>60,831</b>	<b>56,046</b>	<b>.....</b>	<b>56,046</b>
Other .....	18	.....	18	27	.....	27	15	.....	15
Proprietary receipts from the public:									
On-budget .....	.....	259	-259	.....	1,609	-1,609	.....	1,557	-1,557
Off-budget .....	.....	7	-7	.....	82	-82	.....	52	-52
Intrabudgetary transactions:									
On-budget:									
Quinquennial adjustment for military service credits from FOASI and FDI .....	.....	.....	.....	-836	.....	-836	.....	.....	.....
Off-budget <sup>2</sup> .....	-2	.....	-2	-12,528	.....	-12,528	-13,252	.....	-13,252
<b>Total—Social Security Administration .....</b>	<b>8,039</b>	<b>266</b>	<b>7,772</b>	<b>463,439</b>	<b>1,691</b>	<b>461,748</b>	<b>443,419</b>	<b>1,609</b>	<b>441,810</b>
<b>Other independent agencies:</b>									
Appalachian Regional Commission .....	14	(* *)	13	97	3	93	136	3	133
Broadcasting board of governors .....	26	.....	26	429	.....	429	390	.....	390
Corporation for National and Community Service .....	60	.....	60	757	.....	757	688	.....	688
Corporation for Public Broadcasting .....	.....	.....	.....	360	.....	360	316	.....	316
District of Columbia:									
Courts .....	12	.....	12	129	(* *)	129	116	(* *)	116
Corrections .....	-26	.....	-26	144	.....	144	158	.....	158
General and special payments .....	89	-1	90	496	230	266	487	181	307
Financing .....	.....	.....	.....	.....	.....	.....	.....	.....	.....
Equal Employment Opportunity Commission .....	25	1	24	291	3	289	293	3	290
Export-Import Bank of the United States .....	63	31	31	1,720	3,469	-1,749	2,584	3,326	-743
Federal Communications Commission:									
Pioneer's preference settlement .....	.....	.....	.....	.....	.....	.....	125	.....	125
Universal service fund .....	364	.....	364	4,860	.....	4,860	4,073	.....	4,073
Spectrum auction program account .....	11,578	.....	11,578	-834	.....	-834	-1,822	.....	-1,822
Other .....	-181	2	-183	11	25	-15	24	28	-4
Federal Deposit Insurance Corporation:									
Bank insurance fund .....	76	-4	80	1,088	2,458	-1,371	1,692	2,601	-909
Savings association insurance fund .....	160	29	131	906	807	99	136	699	-563
FSLIC resolution fund:									
Resolution Trust Corporation closeout .....	6	220	-214	1,733	1,568	165	1,270	2,462	-1,193
Other .....	(* *)	73	-73	102	244	-142	109	312	-203
Office of Inspector General .....	15	.....	15	30	.....	30	30	.....	30
<b>Total—Federal Deposit Insurance Corporation .....</b>	<b>258</b>	<b>319</b>	<b>-61</b>	<b>3,858</b>	<b>5,077</b>	<b>-1,220</b>	<b>3,236</b>	<b>6,074</b>	<b>-2,837</b>
Federal drug control programs .....	37	.....	37	340	.....	340	346	.....	346
Legal Services Corporation .....	27	.....	27	320	.....	320	301	.....	301
National Archives and Records Administration .....	24	(* *)	24	217	1	217	202	1	201
National Credit Union Administration .....	12	24	-13	283	485	-202	3,421	3,624	-203

**Table 5. Outlays of the U.S. Government, September 2001 and Other Periods—Continued**  
 [\$ millions]

Classification	This Month			Current Fiscal Year to Date			Prior Fiscal Year to Date		
	Gross Outlays	Applicable Receipts	Outlays	Gross Outlays	Applicable Receipts	Outlays	Gross Outlays	Applicable Receipts	Outlays
<b>Other independent agencies:—Continued</b>									
National Endowment for the Arts .....	9	.....	9	104	.....	104	105	.....	105
National Endowment for the Humanities .....	10	.....	10	119	.....	119	113	.....	113
Institute of Museum and Library Services .....	17	.....	17	196	.....	196	188	.....	188
National Labor Relations Board .....	18	.....	18	220	.....	220	198	.....	198
Nuclear Regulatory Commission .....	41	58	-17	484	453	31	480	447	33
Panama Canal Commission .....	3	(* *)	3	8	-1	9	538	220	318
Postal Service:									
Public enterprise funds (off-budget) .....	9,508	4,568	4,940	67,834	65,532	2,302	66,877	64,848	2,029
Payments to the Postal Service fund .....	.....	.....	.....	93	.....	93	100	.....	100
Railroad Retirement Board:									
Federal windfall subsidy .....	12	.....	12	156	.....	156	171	.....	171
Federal payments to the railroad retirement accounts ..	(* *)	.....	(* *)	327	.....	327	459	.....	459
Railroad unemployment insurance trust fund:									
Benefit payments .....	7	.....	7	93	.....	93	78	.....	78
Administrative expenses .....	.....	.....	.....	(* *)	.....	(* *)	(* *)	.....	(* *)
Rail industry pension fund:									
Benefit payments .....	250	.....	250	2,970	.....	2,970	2,957	.....	2,957
Advances from FOASDI fund .....	-96	.....	-96	-1,337	.....	-1,337	-1,128	.....	-1,128
OASDI certifications .....	96	.....	96	1,337	.....	1,337	1,128	.....	1,128
Administrative expenses .....	8	.....	8	91	.....	91	94	.....	94
Interest on refunds of taxes .....	(* *)	.....	(* *)	2	.....	2	(* *)	.....	(* *)
Other .....	1	.....	1	6	.....	6	5	.....	5
Supplemental annuity pension fund:									
Benefit payments .....	6	.....	6	69	.....	69	73	.....	73
Interest on refund of taxes .....	(* *)	.....	(* *)	(* *)	.....	(* *)	(* *)	.....	(* *)
Railroad Social Security equivalent benefit account:									
Benefit payments .....	433	.....	433	5,436	.....	5,436	5,310	.....	5,310
Interest on refund of taxes .....	(* *)	.....	(* *)	2	.....	2	(* *)	.....	(* *)
Intrabudgetary transactions:									
Payments from other funds to the railroad retirement trust funds .....	.....	.....	.....	-3,283	.....	-3,283	-3,698	.....	-3,698
Other .....	.....	.....	.....	-327	.....	-327	-459	.....	-459
Total—Railroad Retirement Board .....	717	.....	717	5,541	.....	5,541	4,992	.....	4,992
Securities and Exchange Commission .....	-249	.....	-249	-330	.....	-330	-506	.....	-506
Smithsonian Institution .....	59	.....	59	561	.....	561	517	.....	517
Tennessee Valley Authority .....	1,113	788	325	11,275	11,937	-662	8,264	8,571	-307
Other .....	35	37	-2	628	414	214	1,148	389	759
<b>Total—Other independent agencies .....</b>	<b>23,660</b>	<b>5,828</b>	<b>17,832</b>	<b>100,209</b>	<b>87,629</b>	<b>12,581</b>	<b>98,085</b>	<b>87,713</b>	<b>10,371</b>
<b>Undistributed offsetting receipts:</b>									
Other interest .....	.....	(* *)	(* *)	.....	1	-1	.....	1,352	-1,352
Employer share, employee retirement:									
Department of Health and Human Services:									
Federal hospital insurance trust fund:									
Federal employer contributions .....	-169	.....	-169	-2,029	.....	-2,029	-1,989	.....	-1,989
Postal Service employer contributions .....	-63	.....	-63	-673	.....	-673	-639	.....	-639
Payments for military service credits .....	.....	.....	.....	-2	.....	-2	-2	.....	-2
Department of State:									
Foreign Service retirement and disability fund .....	-11	.....	-11	-135	.....	-135	-125	.....	-125
Other Defense Civil Programs:									
Military retirement fund .....	-920	.....	-920	-11,371	.....	-11,371	-11,402	.....	-11,402
Office of Personnel Management:									
Civil service retirement and disability fund .....	-4,816	.....	-4,816	-16,672	.....	-16,672	-16,056	.....	-16,056
Social Security Administration (off-budget):									
Federal old-age and survivors insurance trust fund:									
Federal employer contributions .....	-589	.....	-589	-6,754	.....	-6,754	-6,535	.....	-6,535
Payments for military service credits .....	.....	.....	.....	-7	.....	-7	-7	.....	-7
Federal disability insurance trust fund:									
Federal employer contributions .....	-100	.....	-100	-1,147	.....	-1,147	-1,093	.....	-1,093
Payments for military service credits .....	.....	.....	.....	-2	.....	-2	-2	.....	-2
Other .....	.....	.....	.....	-1	.....	-1	-1	.....	-1
Total—Employer share, employee retirement .....	-6,668	.....	-6,668	-38,792	.....	-38,792	-37,851	.....	-37,851

**Table 5. Outlays of the U.S. Government, September 2001 and Other Periods—Continued**  
 [\$ millions]

Classification	This Month			Current Fiscal Year to Date			Prior Fiscal Year to Date		
	Gross Outlays	Applicable Receipts	Outlays	Gross Outlays	Applicable Receipts	Outlays	Gross Outlays	Applicable Receipts	Outlays
<b>Undistributed offsetting receipts:—Continued</b>									
Interest received by trust funds:									
Judicial Branch:									
Judicial survivors annuity fund .....	(* *)	.....	(* *)	-29	.....	-29	-29	.....	-29
Department of Health and Human Services:									
Federal hospital insurance trust fund .....	-8	.....	-8	-12,338	.....	-12,338	-10,469	.....	-10,469
Federal supplementary medical insurance trust fund .....	-35	.....	-35	-3,188	.....	-3,188	-3,161	.....	-3,161
Department of Labor:									
Unemployment trust fund .....	-25	.....	-25	-5,749	.....	-5,749	-5,221	.....	-5,221
Department of State:									
Foreign Service retirement and disability fund .....	(* *)	.....	(* *)	-752	.....	-752	-728	.....	-728
Department of Transportation:									
Oil spill liability trust fund .....	(* *)	.....	(* *)	-69	.....	-69	-59	.....	-59
Airport and airway trust fund .....	-11	.....	-11	-882	.....	-882	-805	.....	-805
Department of Veterans Affairs:									
National service life insurance fund .....	-2	.....	-2	-855	.....	-855	-887	.....	-887
United States government life insurance fund .....	(* *)	.....	(* *)	-5	.....	-5	-5	.....	-5
Corps of Engineers .....	-1	.....	-1	-118	.....	-118	-109	.....	-109
Other Defense Civil Programs:									
Military retirement fund .....	101	.....	101	-13,366	.....	-13,366	-12,251	.....	-12,251
Educational benefits fund .....	(* *)	.....	(* *)	-51	.....	-51	-46	.....	-46
Armed Forces Retirement Home .....	.....	.....	.....	-6	.....	-6	-5	.....	-5
Environmental Protection Agency .....	-1	.....	-1	-114	.....	-114	-303	.....	-303
National Aeronautics and Space Administration .....	(* *)	.....	(* *)	-1	.....	-1	-1	.....	-1
Office of Personnel Management:									
Civil service retirement and disability fund .....	-29	.....	-29	-34,953	.....	-34,953	-33,608	.....	-33,608
Social Security Administration (off-budget):									
Federal old-age and survivors insurance trust fund ...	-26	.....	-26	-61,239	.....	-61,239	-53,531	.....	-53,531
Federal disability insurance trust fund .....	-3	.....	-3	-7,572	.....	-7,572	-6,265	.....	-6,265
Independent agencies:									
Railroad Retirement Board .....	-166	.....	-166	-2,347	.....	-2,347	-1,161	.....	-1,161
Other .....	-2	.....	-2	-50	.....	-50	-51	.....	-51
Other .....	-4	.....	-4	-251	.....	-251	-216	.....	-216
Total—Interest received by trust funds .....	-212	.....	-212	-143,935	.....	-143,935	-128,911	.....	-128,911
Rents and royalties on the outer continental shelf lands ..	.....	43	-43	.....	7,194	-7,194	.....	4,580	-4,580
Spectrum auction proceeds .....	.....	.....	.....	.....	1,024	-1,024	.....	150	-150
<b>Total—Undistributed offsetting receipts .....</b>	<b>-6,880</b>	<b>43</b>	<b>-6,924</b>	<b>-182,727</b>	<b>8,220</b>	<b>-190,946</b>	<b>-166,762</b>	<b>6,082</b>	<b>-172,844</b>
<b>Total outlays .....</b>	<b>147,651</b>	<b>24,547</b>	<b>123,105</b>	<b>2,090,184</b>	<b>227,145</b>	<b>1,863,039</b>	<b>2,011,056</b>	<b>222,914</b>	<b>1,788,143</b>
<b>Total on-budget .....</b>	<b>131,079</b>	<b>19,971</b>	<b>111,108</b>	<b>1,677,732</b>	<b>161,531</b>	<b>1,516,201</b>	<b>1,615,391</b>	<b>158,014</b>	<b>1,457,378</b>
<b>Total off-budget .....</b>	<b>16,572</b>	<b>4,575</b>	<b>11,997</b>	<b>412,452</b>	<b>65,615</b>	<b>346,838</b>	<b>395,665</b>	<b>64,900</b>	<b>330,765</b>
<b>Total surplus (+) or deficit .....</b>			<b>+35,390</b>			<b>+127,165</b>			<b>+236,917</b>
<b>Total on-budget .....</b>			<b>+5,488</b>			<b>-33,517</b>			<b>+87,099</b>
<b>Total off-budget .....</b>			<b>+29,902</b>			<b>+160,682</b>			<b>+149,818</b>

**MEMORANDUM**

Receipts offset against outlays

[\$ millions]

	Current Fiscal Year to Date	Comparable Period Prior Fiscal Year
Proprietary receipts .....	75,275	68,966
Intrabudgetary transactions .....	328,107	305,361
Governmental receipts .....	4,921	3,536
Total receipts offset against outlays .....	<u>408,302</u>	<u>377,862</u>

<sup>1</sup>Includes a prior period adjustment.

<sup>2</sup>Includes FICA and SECA tax credits, non-contributory military service credits, special benefits for the aged, and credit for the unnegotiated OASI benefit checks.

... No Transactions.

(\* \*) Less than \$500,000.

Note: Details may not add to totals due to rounding.

**Table 6. Means of Financing the Deficit or Disposition of Surplus by the U.S. Government, September 2001 and Other Periods**

[\$ millions]

Assets and Liabilities Directly Related to Budget Off-budget Activity	Net Transactions (-) denotes net reduction of either liability or asset accounts			Account Balances Current Fiscal Year		
	This Month	Fiscal Year to Date		Beginning of		Close of This month
		This Year	Prior Year	This Year	This Month	
<b>Liability accounts:</b>						
Borrowing from the public:						
Treasury securities, issued under general Financing authorities:						
Debt held by the public .....	-1,508	-110,688	-218,382	3,449,998	3,340,818	3,339,310
Intragovernmental holdings .....	39,096	243,973	236,289	2,224,180	2,429,058	2,468,153
Total Treasury securities outstanding .....	37,588	133,285	17,907	5,674,178	5,769,876	5,807,463
Plus premium on Treasury securities .....	-32	62	697	2,699	2,793	2,761
Less discount on Treasury securities .....	-4,176	-8,555	-5,157	75,541	71,162	66,986
Total Treasury securities net of Premium and discount .....	41,731	141,902	23,761	5,601,336	5,701,507	5,743,238
Agency securities, issued under special financing authorities (see Schedule B. for other Agency borrowing, see Schedule C) .....	394	-661	-832	27,672	26,617	27,011
Total federal securities .....	42,125	141,240	22,929	5,629,009	5,728,124	5,770,249
Deduct:						
Federal securities held as investments of government accounts (see Schedule D) .....	39,122	232,995	246,455	2,235,763	2,429,635	2,468,757
Less discount on federal securities held as investments of government accounts .....	-1,007	1,633	719	16,867	19,508	18,500
Net federal securities held as investments of government accounts .....	40,130	231,361	245,736	2,218,896	2,410,128	2,450,257
Total borrowing from the public .....	1,996	-90,121	-222,807	3,410,113	3,317,996	3,319,992
Accrued interest payable to the public .....	11,677	-4,728	1,608	44,211	27,806	39,483
Allocations of special drawing rights .....	4	-44	-440	6,359	6,312	6,316
Deposit funds <sup>1</sup> .....	-127	4,160	-1,248	2,625	6,912	6,785
Miscellaneous liability accounts (includes checks outstanding etc.) .....	-3,966	4,160	-404	4,140	12,266	8,301
<b>Total liability accounts .....</b>	<b>9,584</b>	<b>-86,571</b>	<b>-223,291</b>	<b>3,467,448</b>	<b>3,371,293</b>	<b>3,380,877</b>
<b>Asset accounts (deduct)</b>						
Cash and monetary assets:						
U.S. Treasury operating cash: <sup>2</sup>						
Federal Reserve account .....	4,263	1,337	1,818	8,459	5,533	9,796
Tax and loan note accounts .....	33,627	-9,776	-5,618	44,199	795	34,423
Balance .....	37,890	-8,440	-3,799	52,659	6,329	44,219
Special drawing rights:						
Total holdings .....	7	603	33	10,316	10,913	10,919
SDR certificates issued to Federal Reserve Banks .....	.....	1,000	4,000	-3,200	-2,200	-2,200
Balance .....	7	1,603	4,033	7,116	8,713	8,719
Reserve position on the U.S. quota in the IMF:						
U.S. subscription to International Monetary Fund:						
Direct quota payments .....	.....	.....	.....	46,525	46,525	46,525
Maintenance of value adjustments .....	29	-330	-3,336	1,691	1,332	1,361
Letter of credit issued to IMF .....	3,089	7,017	-5,194	-35,827	-31,899	-28,810
Dollar deposits with the IMF .....	-18	-4	4	-117	-103	-121
Receivable/Payable (-) for interim maintenance of value adjustments .....	6	-1,966	2,234	1,418	-554	-548
Balance .....	3,106	4,717	-6,292	13,690	15,301	18,407
Other cash and monetary assets .....	656	8,309	954	24,937	32,590	33,246
Total cash and monetary assets .....	41,659	6,190	-5,105	98,401	62,932	104,591
Net Activity, Guaranteed Loan Financing .....	2,145	4,319	-4,438	<sup>3</sup> -22,013	-19,839	-17,694
Net Activity, Direct Loan Financing .....	-2,852	19,090	21,566	105,459	127,402	124,549
Miscellaneous asset accounts .....	4,582	1,564	-1,603	<sup>4</sup> -119	-3,137	1,445
<b>Total asset accounts .....</b>	<b>45,534</b>	<b>31,163</b>	<b>10,419</b>	<b>181,729</b>	<b>167,357</b>	<b>212,891</b>
<b>Excess of liabilities (+) or assets (-) .....</b>	<b>-35,950</b>	<b>-117,734</b>	<b>-233,710</b>	<b>+3,285,720</b>	<b>+3,203,935</b>	<b>+3,167,986</b>
Transactions not applied to current year's surplus or deficit (see Schedule A for Details) .....	560	-9,430	-3,207	.....	-9,990	-9,430
<b>Total budget and off-budget federal entities (financing of deficit (+) or disposition of surplus (-)) .....</b>	<b>-35,390</b>	<b>-127,165</b>	<b>-236,917</b>	<b>+3,285,720</b>	<b>+3,193,945</b>	<b>+3,158,555</b>

<sup>1</sup>Includes the cash balances only and does not include any investments held by funds.

<sup>2</sup>Major sources of information used to determine Treasury's operating cash income include Federal Reserve Banks, the Treasury Regional Finance Centers, the Internal Revenue Service Centers, the Bureau of the Public Debt and various electronic systems. Deposits are reflected as received and withdrawals are reflected as processed.

<sup>3</sup>Includes an adjustment of \$943 million in September 1999 to reflect additional reporting by the Department of Education.

<sup>4</sup>Includes an adjustment of \$11 million in September 1997 to reflect additional reporting by the Department of Treasury.

... No Transactions.

Note: Details may not add to totals due to rounding.

**Table 6. Schedule A—Analysis of Change in Excess of Liabilities of the U.S. Government, September 2001 and Other Periods**

Classification	[\$ millions]		
	This Month	Fiscal Year to Date	
		This Year	Prior Year
<b>Excess of liabilities beginning of period:</b>			
Based on composition of unified budget in preceding period .....	3,204,867	3,286,581	3,519,805
Adjustments during current fiscal year for changes in composition of unified budget:			
Revisions by federal agencies to the prior budget results .....	-931	-862	-375
Excess of liabilities beginning of period (current basis) .....	3,203,935	3,285,720	3,519,430
<b>Budget surplus (-) or deficit:</b>			
Based on composition of unified budget in prior fiscal years .....	-35,390	-127,165	-236,917
Changes in composition of unified budget .....			
Total surplus (-) or deficit (Table 2) .....	-35,390	-127,165	-236,917
Total-on-budget (Table 2) .....	-5,488	33,517	-87,099
Total-off-budget (Table 2) .....	-29,902	-160,682	-149,818
<b>Transactions not applied to current year's surplus or deficit:</b>			
Seigniorage .....	-560	-1,283	-2,281
Premium/Discount on buyback of U.S. Treasury securities .....		10,715	5,519
Profit on sale of gold .....	-1	-3	-3
Reclassification of aged unreconciled accounts .....	1	1	-28
Total-transactions not applied to current year's surplus or deficit .....	-560	9,430	3,207
<b>Excess of liabilities close of period .....</b>	<b>3,167,986</b>	<b>3,167,986</b>	<b>3,285,720</b>

**Table 6. Schedule B—Securities Issued by Federal Agencies Under Special Financing Authorities, September 2001 and Other Periods**

Classification	[\$ millions]					
	This Month	Net Transactions (-) denotes net reduction of liability accounts		Account Balances Current Fiscal Year		
		Fiscal Year to Date		Beginning of		Close of This month
This Year	Prior Year	This Year	This Month			
<b>Agency securities, issued under special financing authorities:</b>						
Obligations of the United States, issued by:						
Federal Deposit Insurance Corporation:						
FSLIC resolution fund .....				63	63	63
Obligations guaranteed by the United States, issued by:						
Department of Housing and Urban Development:						
Federal Housing Administration .....	8	5	112	227	224	231
Obligations not guaranteed by the United States, issued by:						
Legislative Branch:						
Architect of the Capitol .....	1	-2	-2	173	170	171
Independent agencies:						
Farm Credit System Financial Assistance Corporation .....			-89	775	775	775
Federal Communications Commission .....			125	125	125	125
National Archives and Records Administration .....			-6	271	265	265
Postal Service .....			-51	51		
Tennessee Valley Authority .....	385	-607	-390	25,987	24,995	25,381
<b>Total agency securities .....</b>	<b>394</b>	<b>-661</b>	<b>-832</b>	<b>27,672</b>	<b>26,617</b>	<b>27,011</b>

... No Transactions.

Note: Details may not add to totals due to rounding.

**Table 6. Schedule C (Memorandum)—Federal Agency Borrowing Financed Through the Issue of Treasury Securities, September 2001 and Other Periods**

[\$ millions]

Classification	Transactions			Account Balances Current Fiscal Year		
	This Month	Fiscal Year to Date		Beginning of		Close of This month
		This Year	Prior Year	This Year	This Month	
<b>Borrowing from the Treasury:</b>						
Department of Agriculture:						
Farm Service Agency:						
Commodity Credit Corporation .....	-2,531	97	-5,763	23,800	26,428	23,897
Agricultural credit insurance fund .....	-279	1,515	111	3,170	4,963	4,684
Farm storage facility loans .....		-167	349	349	182	182
Apple loans fund .....	-50	45	.....	.....	95	45
Emergency boll weevil loan fund .....	-3	5	.....	.....	8	5
Natural Resources Conservation Service .....	.....	.....	1	4	4	4
Rural Housing Service:						
Rural community facility loans fund .....	-56	96	102	806	958	901
Rural housing insurance .....	-283	660	805	8,607	9,551	9,267
Rural Business – Cooperative Service:						
Rural business and industry loans .....	-23	7	32	80	110	87
Rural development loan fund .....	3	19	12	163	179	181
Rural economic development loan fund .....	-4	6	(* *)	62	72	68
Rural Utilities Service:						
Rural water and waste disposal fund .....	-97	492	478	3,395	3,984	3,888
Rural communication development fund .....	.....	.....	.....	25	25	25
Rural electrification and telecommunications fund .....	-13	216	492	10,077	10,306	10,293
Rural telephone bank .....	-21	-22	-13	295	294	273
Distance learning and telemedicine program .....	8	16	(* *)	2	10	18
Rural development insurance fund .....	.....	-265	-105	896	631	631
Foreign Agricultural Service .....	35	242	-32	729	935	970
Department of Commerce:						
National Oceanic and Atmospheric Administration:						
Fisheries finance .....	-4	37	4	145	186	182
Fishing vessel obligations .....	-1	3	.....	10	15	14
Department of Education:						
College housing and academic facilities loans .....	-37	-110	-1	369	296	259
Federal direct student loans .....	-5,442	11,842	13,277	65,347	82,632	77,189
Department of Energy:						
Bonneville Power Administration fund .....	-85	175	-2	2,513	2,773	2,689
Department of Housing and Urban Development:						
Public and Indian Housing Programs:						
Low-rent public housing – loans and other expenses .....	-25	.....	.....	.....	25	.....
Housing Programs:						
Federal Housing Administration .....	-2,611	-2,611	-841	7,155	7,155	4,544
Housing for the elderly and handicapped .....	-550	-550	-975	3,653	3,653	3,103
Department of Interior:						
Bureau of Reclamation loan fund .....	-4	-18	22	103	90	85
Helium fund .....	.....	.....	.....	252	252	252
Bureau of Indian Affairs .....	1	1	(* *)	26	26	26
Assistance to American Samoa loan fund .....	(* *)	13	.....	.....	13	13
Department of Justice:						
Federal Prison Industries, Incorporated .....	.....	.....	.....	20	20	20
Department of State:						
Repatriation loans .....	.....	(* *)	(* *)	(* *)	(* *)	(* *)
Department of Transportation:						
Minority business resource center fund .....	-6	-6	-3	11	11	5
Federal Aviation Administration:						
Aircraft purchase loan guarantee program .....	.....	.....	(* *)	(* *)	(* *)	(* *)
Federal Highway Administration:						
Transportation infrastructure finance and innovation fund .....	9	9	295	295	295	303
Federal Railroad Administration:						
Alameda corridor project .....	.....	.....	88	454	454	454
Other .....	.....	.....	.....	(* *)	(* *)	(* *)
Maritime Administration .....	.....	7	.....	.....	7	7
Department of Treasury:						
Community development financial institutions fund .....	(* *)	3	6	15	18	18
Federal Financing Bank revolving fund .....	5,074	26	-279	27,836	22,788	27,862
Department of Veterans Affairs:						
Veterans housing benefit program fund .....	-1,559	101	-724	1,799	3,459	1,900
Native American veteran housing fund .....	-3	(* *)	1	17	20	17
Vocational rehabilitation loan fund .....	-2	(* *)	(* *)	1	3	1
Corps of Engineers:						
Washington aqueduct .....	1	12	-5	18	29	30
Environmental Protection Agency:						
Abatement, control, and compliance loan program .....	.....	-7	.....	38	31	31
Federal Emergency Management Agency:						
National flood insurance fund .....	190	255	-199	345	410	600
Disaster assistance loan fund .....	-49	-49	.....	59	59	10

**Table 6. Schedule C (Memorandum)—Federal Agency Borrowing Financed Through the Issue of Treasury Securities, September 2001 and Other Periods—Continued**

[\$ millions]

Classification	Transactions			Account Balances Current Fiscal Year		
	This Month	Fiscal Year to Date		Beginning of		Close of This month
		This Year	Prior Year	This Year	This Month	
<b>Borrowing from the Treasury:—Continued</b>						
General Services Administration:						
Columbia Hospital for Women .....	-1	-1	8	8	8	7
Land acquisition and development fund .....	.....	.....	.....	(* *)	(* *)	(* *)
International Assistance Program:						
International Security Assistance:						
Foreign military loan program .....	-390	312	-129	1,379	2,081	1,691
Military debt reduction .....	-1	-1	-5	2	2	1
Agency for International Development:						
International debt reduction .....	-52	-52	-33	115	115	63
Housing and other credit guaranty programs .....	.....	.....	-48	.....	.....	.....
Microenterprise and small enterprise development .....	.....	.....	.....	2	2	2
Overseas Private Investment Corporation .....	5	-5	(* *)	63	53	58
Small Business Administration:						
Business loan fund .....	4	6	9	430	433	437
Disaster loan fund .....	.....	68	177	9,582	9,650	9,650
Independent agencies:						
Export-Import Bank of the United States .....	-22	362	80	6,683	7,067	7,045
Federal Communications Commission:						
Spectrum auction loan fund .....	-11,861	802	1,369	5,307	17,971	6,110
Presidio trust fund .....	10	10	20	40	40	50
Railroad Retirement Board:						
Rail industry pension fund .....	.....	.....	.....	2,128	2,128	2,128
Social Security equivalent benefit account .....	279	138	26	2,746	2,605	2,884
Smithsonian Institution:						
John F. Kennedy Center parking facilities .....	.....	.....	.....	20	20	20
Tennessee Valley Authority .....	.....	.....	.....	150	150	150
<b>Total agency borrowing from the Treasury financed through Treasury securities issued .....</b>	<b>-20,449</b>	<b>13,732</b>	<b>8,608</b>	<b>191,596</b>	<b>225,777</b>	<b>205,328</b>
<b>Borrowing from the Federal Financing Bank:</b>						
Department of Agriculture:						
Rural Housing Service:						
Rural housing insurance fund .....	-780	-1,165	-1,585	5,540	5,155	4,375
Rural Utilities Service:						
Rural electrification and telecommunications fund .....	-2	553	-1,167	17,317	17,873	17,870
Rural development insurance fund .....	-135	-975	.....	3,410	2,570	2,435
Department of Defense:						
Department of Navy .....	.....	.....	.....	1,624	1,624	1,624
Defense agencies .....	.....	-106	-91	-577	-683	-683
Department of Education:						
Historically Black college and university capital financing fund .....	5	11	10	21	27	31
Department of Health and Human Services:						
Medical facilities guarantee and loan fund .....	.....	-1	-3	1	.....	.....
Health maintenance organization loan and loan guarantee fund .....	.....	.....	-2	(* *)	(* *)	(* *)
Department of Housing and Urban Development:						
Low-rent housing – loans and other expenses .....	.....	-70	-71	1,348	1,279	1,279
Community development grants .....	(* *)	-3	-3	10	8	8
Department of Interior:						
Assistance to territories .....	.....	-2	-1	15	13	13
Department of Transportation:						
Railroad rehabilitation and improvement loan fund .....	(* *)	(* *)	(* *)	4	3	3
General Services Administration:						
Federal buildings fund .....	-4	-45	-92	2,313	2,272	2,268
International Assistance Program:						
Foreign military financing program .....	-18	-234	-220	2,390	2,174	2,157
Small Business Administration:						
Business loan fund .....	-1	-27	-35	159	133	132
Independent agencies:						
Postal Service .....	5,971	2,051	2,983	9,262	5,342	11,313
<b>Total borrowing from the Federal Financing Bank .....</b>	<b>5,035</b>	<b>-12</b>	<b>-279</b>	<b>42,837</b>	<b>37,790</b>	<b>42,825</b>

Note: This table includes lending by the Federal Financing Bank accomplished by the purchase of agency financial assets, by the acquisition of agency debt securities, and by direct loans on behalf of an agency. The Federal Financing Bank borrows from Treasury and issues its own securities and in turn may loan these funds to agencies in lieu of agencies borrowing directly through Treasury or issuing their own securities.

... No Transactions.

(\* \*) Less than \$500,000.

Note: Details may not add to totals due to rounding.

**Table 6. Schedule D—Investments of Federal Government Accounts in Federal Securities, September 2001 and Other Periods**

[\$ millions]

Classification	Net Purchases or Sales (-)			Securities Held as Investments Current Fiscal Year		
	This Month	Fiscal Year to Date		Beginning of		Close of This month
		This Year	Prior Year	This Year	This Month	
<b>Federal funds:</b>						
Department of Agriculture .....	4	6	4	22	24	28
Department of Commerce .....	(* *)	-2	-7	4	2	2
Department of Defense—Military:						
Defense cooperation account .....	(* *)	(* *)	(* *)	1	1	1
Department of Energy .....	23	3,902	2,865	19,713	23,593	23,616
Department of Housing and Urban Development:						
Housing Programs:						
Federal Housing Administration fund .....	1	23	2,319	17,266	17,289	17,290
Government National Mortgage Association:						
Guarantees of mortgage-backed securities .....	1	385	409	6,190	6,574	6,575
Other .....	-98	.....	-205	.....	98	.....
Department of the Interior .....	-2	252	1,031	3,477	3,731	3,729
Department of Labor .....	-972	1,377	1,203	10,578	12,927	11,955
Department of Transportation .....	-81	-76	4	107	112	31
Department of the Treasury .....	49	-1,080	-4,259	11,417	10,288	10,337
Department of Veterans Affairs:						
Canteen service revolving fund .....	-3	-7	1	39	35	32
Veterans reopened insurance fund .....	-4	-12	-9	500	492	488
Servicemen's group life insurance fund .....	.....	1	(* *)	5	6	6
Independent agencies:						
Export-Import Bank of the United States .....	.....	-1,064	47	1,064	.....	.....
Federal Deposit Insurance Corporation:						
Bank insurance fund .....	-93	1,352	967	29,326	30,770	30,677
Savings association insurance fund .....	-115	-93	603	10,747	10,768	10,654
FSLIC resolution fund .....	73	142	204	2,508	2,577	2,650
National Credit Union Administration .....	13	201	213	4,372	4,560	4,573
Postal Service .....	1,258	172	277	1,086	.....	1,258
Other .....	178	1,138	881	3,619	4,578	4,756
Other .....	2	140	-114	4,512	4,651	4,652
Total Treasury securities .....	235	6,760	6,433	126,551	133,076	133,310
<b>Total Federal funds .....</b>	<b>235</b>	<b>6,760</b>	<b>6,433</b>	<b>126,551</b>	<b>133,076</b>	<b>133,310</b>
<b>Trust funds:</b>						
Legislative Branch:						
Library of Congress .....	1	14	(* *)	33	47	48
United States Tax Court .....	.....	(* *)	(* *)	7	7	7
Other .....	(* *)	7	2	39	46	46
Judicial Branch:						
Judicial retirement funds .....	-2	42	53	497	541	539
Department of Agriculture .....	.....	-1	2	2	1	1
Department of Defense—Military:						
Voluntary separation incentive fund .....	-42	-63	-3	886	865	823
Other .....	3	-4	1	62	55	57



**Table 6. Schedule D—Investments of Federal Government Accounts in Federal Securities, September 2001 and Other Periods—Continued**

Classification	[\$ millions]					
	Net Purchases or Sales (-)			Securities Held as Investments Current Fiscal Year		
	This Month	Fiscal Year to Date		Beginning of		Close of This month
		This Year	Prior Year	This Year	This Month	
<b>Trust Funds—Continued</b>						
Department of Health and Human Services:						
Federal hospital insurance trust fund .....	2,176	28,278	15,092	168,859	194,961	197,137
Federal supplementary medical insurance trust fund .....	-6,939	-3,097	18,547	45,075	48,917	41,978
Other .....	-7	186	152	1,598	1,790	1,783
Department of the Interior .....	.....	.....	-387	(* *)	(* *)	(* *)
Department of Justice .....	(* *)	-9	80	101	92	92
Department of Labor:						
Unemployment trust fund .....	-2,469	2,239	9,042	86,399	91,107	88,638
Other .....	-4	1	7	64	69	65
Department of State:						
Foreign Service retirement and disability fund .....	-2	534	527	10,658	11,194	11,192
Other .....	(* *)	3	.....	4	8	8
Department of Transportation:						
Airport and airway trust fund .....	-736	563	683	13,097	14,396	13,660
Highway trust fund .....	-2,040	-6,908	2,940	31,023	26,155	24,115
Other .....	7	42	180	2,392	2,427	2,434
Department of Treasury .....	-34	24	27	338	396	362
Department of Veterans Affairs:						
General post fund, national homes .....	.....	-1	7	57	57	57
National service life insurance .....	-96	-166	-149	11,804	11,735	11,639
United States government life insurance fund .....	-1	-6	-6	73	68	67
Veterans special life insurance fund .....	-11	47	43	1,709	1,767	1,756
Corps of Engineers .....	45	156	109	2,085	2,196	2,241
Other Defense Civil Programs:						
Military retirement fund .....	-2,141	7,630	8,074	149,348	159,119	156,978
Other .....	22	142	161	937	1,057	1,079
Environmental Protection Agency .....	-56	-461	-256	5,795	5,390	5,334
Federal Emergency Management Agency .....	2	(* *)	(* *)	1	.....	2
National Aeronautics and Space Administration .....	(* *)	(* *)	(* *)	14	14	14
Office of Personnel Management:						
Civil service retirement and disability fund:						
Treasury securities .....	22,870	30,622	31,347	511,986	519,739	542,608
Agency securities .....	.....	-51	-583	51	.....	.....
Employees life insurance fund .....	-14	1,317	1,617	22,372	23,704	23,690
Employees and retired employees health benefits fund .....	-5	662	154	5,989	6,656	6,651
Social Security Administration:						
Federal old-age and survivors insurance trust fund .....	24,706	140,594	131,293	893,519	1,009,408	1,034,114
Federal disability insurance trust fund .....	3,687	22,134	21,041	113,707	132,154	135,842
Independent agencies:						
Harry S. Truman Memorial Scholarship trust fund .....	.....	-2	1	58	56	56
Japan-United States Friendship Commission .....	.....	(* *)	(* *)	42	42	42
Railroad Retirement Board .....	-6	2,042	478	24,823	26,871	26,865
Other .....	-25	-277	-253	3,707	3,455	3,430
Total Treasury securities .....	38,888	226,286	240,605	2,109,161	2,296,560	2,335,447
Total agency securities .....	.....	-51	-583	51	.....	.....
<b>Total trust funds .....</b>	<b>38,888</b>	<b>226,235</b>	<b>240,022</b>	<b>2,109,212</b>	<b>2,296,560</b>	<b>2,335,447</b>
<b>Grand total .....</b>	<b>39,122</b>	<b>232,995</b>	<b>246,455</b>	<b>2,235,763</b>	<b>2,429,635</b>	<b>2,468,757</b>

... No Transactions.  
 (\* \*) Less than \$500,000.

Note: Investments are in Treasury securities unless otherwise noted.  
 Note: Details may not add to totals due to rounding.

**Table 6. Schedule E—Net Activity, Guaranteed and Direct Loan Financing, September 2001 and Other Periods**

[\$ millions]

Classification	Net Transactions (-) denotes net reduction of asset accounts			Account Balances Current Fiscal Year		
	This Month	Fiscal Year to Date		Beginning of		Close of This month
		This Year	Prior Year	This Year	This Month	
<b>Guaranteed Loan Financing Activity:</b>						
Department of Agriculture:						
Farm Service Agency:						
Commodity Credit Corporation export fund .....	2,055	1,743	-290	-774	-1,086	969
Agricultural credit insurance fund .....	-260	-238	10	-265	-243	-503
Rural Housing Service:						
Rural community facility loans .....	(**)	2	(**)	1	3	3
Rural housing insurance fund .....	-16	-171	15	-195	-351	-366
Rural Business-Cooperative Service:						
Rural business and industry loans .....	8	4	28	-59	-63	-55
Rural Utilities Service:						
Rural water and waste disposal fund .....	(**)	(**)	(**)	-24	-24	-24
Department of Commerce:						
General Administration:						
Emergency oil, gas, and steel account .....	(**)	-1	.....	.....	-1	-1
National Oceanic and Atmospheric Administration:						
Fishing vessel obligations .....	(**)	3	(**)	7	11	11
Department of Defense—Military .....	1	-1	-1	-5	-7	-6
Department of Education:						
Office of Student Financial Assistance:						
Federal family education loans .....	227	3,177	-1,588	1,952	-6,571	-6,344
Department of Health and Human Services:						
Health Resources and Services Administration:						
Health center loans .....	(**)	(**)	(**)	(**)	(**)	(**)
Health education assistance loans .....	-30	-19	-6	-305	-295	-325
Department of Housing and Urban Development:						
Public and Indian Housing Programs:						
Indian housing loans .....	-1	3	-2	-8	-4	-5
Community Planning and Development:						
Community development loans .....	-5	-8	-7	-22	-25	-30
Housing Programs:						
FHA-Mutual mortgage insurance loans .....	409	-2,272	-269	3,211	530	939
FHA-General and special risk fund .....	-133	-35	-467	-832	-734	-867
Government National Mortgage Association:						
Guarantees of mortgage-backed securities .....	264	-80	-108	-615	-960	-696
Department of the Interior:						
Bureau of Indian Affairs .....	16	-5	-14	-43	-63	-47
Department of Transportation:						
Office of the Secretary:						
Minority business resource center fund .....	(**)	(**)	.....	.....	.....	(**)
Maritime Administration .....	-10	9	-80	-270	-251	-261
Department of Veterans Affairs:						
Veterans Benefits Administration:						
Veterans housing benefit program fund .....	-330	455	-583	-5,129	-4,344	-4,675
International Assistance Program:						
Agency for International Development:						
Ukraine export credit insurance fund .....	-2	-2	-2	-32	-32	-34
Loan guarantees to Israel .....	-39	-39	-37	-587	-587	-626
Urban and environmental credit guaranteed loans .....	-5	-2	-9	-77	-74	-79
Microenterprise and small enterprise development .....	(**)	(**)	(**)	-2	-2	-2
Development credit authority loan fund .....	-1	-1	(**)	(**)	(**)	-1
Overseas Private Investment Corporation .....	-32	-112	-81	-452	-531	-564
Small Business Administration:						
Business loan fund .....	363	778	-84	-906	-491	-128
Independent agencies:						
Export-Import Bank of the United States .....	-332	1,134	-864	-5,109	-3,643	-3,975
<b>Net Activity, Guaranteed Loan Financing .....</b>	<b>2,145</b>	<b>4,319</b>	<b>-4,438</b>	<b>-22,013</b>	<b>-19,839</b>	<b>-17,694</b>
<b>Direct Loan Financing Activity:</b>						
Department of Agriculture:						
Farm Service Agency:						
Agricultural credit insurance fund .....	1,068	1,205	126	2,822	2,959	4,027
Farm storage facility loans .....	5	71	10	10	76	81
Apple loans fund .....	5	15	.....	.....	9	15
Emergency boll weevil loan fund .....	-10	-2	.....	.....	8	-2
Natural Resources Conservation Service:						
Agricultural resource conservation demonstration program .....	(**)	1	1	-1	(**)	(**)
Rural Housing Service:						
Rural community facility loans fund .....	63	99	108	567	603	666
Rural housing insurance fund .....	711	616	799	8,406	8,311	9,022
Rural Business-Cooperative Service:						
Rural business and industry loan fund .....	5	-8	25	68	55	60
Rural development loan fund .....	10	19	20	151	160	170
Rural economic development loan fund .....	3	3	3	57	57	60
Rural Utilities Service:						
Rural water and waste disposal loans .....	293	548	541	2,481	2,736	3,029
Rural electrification and telecommunications fund .....	621	1,983	1,171	6,572	7,935	8,556

**Table 6. Schedule E—Net Activity, Guaranteed and Direct Loan Financing, September 2001 and Other Periods—Continued**

[\$ millions]

Classification	Net Transactions (-) denotes net reduction of asset accounts			Account Balances Current Fiscal Year		
	This Month	Fiscal Year to Date		Beginning of		Close of This month
		This Year	Prior Year	This Year	This Month	
<b>Direct Loan Financing Activity:—Continued</b>						
Department of Agriculture:—Continued						
Rural telephone bank .....	19	42	15	221	244	263
Distance learning and telemedicine program .....	6	13	(* *)	1	8	14
Rural development insurance fund .....				1,065	1,065	1,065
Foreign Agricultural Service:						
P.L. 480 direct loan fund .....	78	60	88	505	487	565
International debt reduction .....	2	-5	-19	15	9	10
P.L. 480, title 1, Food for progress credits .....	12	-45	-5	175	118	130
Department of Commerce:						
National Oceanic and Atmospheric Administration:						
Fisheries finance .....	9	38	5	128	157	166
Department of Education:						
Office of Postsecondary Education:						
College housing and academic facilities loans .....	1	(* *)	4	22	20	22
Historically Black college and university capital financing fund .....	5	11	10	21	27	31
Office of Student Financial Assistance:						
Federal direct student loans .....	5,269	13,408	16,229	63,081	71,220	76,489
Department of Housing and Urban Development:						
Housing Programs:						
FHA-Mutual mortgage insurance loans .....	(* *)	(* *)	-5	-6	-6	-7
FHA-General and special risk fund .....	(* *)	(* *)	(* *)	(* *)	(* *)	(* *)
Department of the Interior:						
Bureau of Reclamation .....	8	-22	10	91	62	70
Bureau of Indian Affairs .....	1	(* *)	-7	17	15	17
Assistance to American Samoa loan fund .....	1	11			10	11
Department of State:						
Administration of Foreign Affairs:						
Repatriation loans .....	(* *)	-1	(* *)	-2	-3	-3
Department of Transportation:						
Office of the Secretary:						
Minority business resource center .....	-3	-2	(* *)	7	7	4
Federal Highway Administration:						
Transportation infrastructure finance and innovation fund .....	19	10	295	295	286	305
Federal Railroad Administration:						
Alameda corridor project .....			88	454	454	454
Railroad rehabilitation and improvement loan fund .....	(* *)	(* *)	(* *)	2	1	1
Amtrak corridor improvement loans .....				-1	-1	-1
Department of the Treasury:						
Departmental Offices:						
Community development financial institutions fund .....	1	5	2	9	13	14
Financial Management Service .....				(* *)	(* *)	(* *)
Department of Veterans Affairs:						
Veterans Benefits Administration:						
Veterans housing benefit program fund .....	86	292	-70	1,490	1,696	1,782
Native American veteran housing fund .....	1	1	1	16	16	17
Vocational rehabilitation loan fund .....	(* *)	(* *)	(* *)	1	1	1
Environmental Protection Agency:						
Abatement, control, and compliance loan program .....	2	-6	-3	31	23	25
Federal Emergency Management Agency:						
Disaster assistance loan fund .....	-37	4	-67	-9	32	-5
General Services Administration:						
Columbia Hospital for Women .....	(* *)	-1	7	7	7	7
International Assistance Program:						
International Security Assistance:						
Foreign military loan program .....	506	306	-119	1,310	1,110	1,616
Military debt reduction .....	4	-1	-5	2	-3	1
Agency for International Development:						
International debt reduction .....	-1	-8	-79	4	-3	-5
Microenterprise and small enterprise development .....	(* *)	(* *)	-1	1	1	(* *)
Overseas Private Investment Corporation .....	3	10	-10	29	35	39
Small Business Administration:						
Business loan fund .....	1	113	-117	-32	79	80
Disaster loan fund .....	-720	-872	527	4,509	4,357	3,637
Independent agencies:						
Export-Import Bank of the United States .....	305	386	585	5,572	5,653	5,958
Federal Communications Commission:						
Spectrum auction loan fund .....	-11,205	794	1,399	5,297	17,296	6,091
<b>Net Activity, Direct Loan Financing .....</b>	<b>-2,852</b>	<b>19,090</b>	<b>21,566</b>	<b>105,459</b>	<b>127,402</b>	<b>124,549</b>

<sup>1</sup>Includes an adjustment of \$943 million in September 1999 to reflect additional reporting by the Department of Education.

Note: Federal credit programs provide benefits to the public in the form of direct loans and loan guarantees. This table reflects cash transactions and balances of the nonbudgetary financing fund accounts that result from the disbursement of loans, collection of fees, repayment of principle, sale of collateral, interest, and subsidy received from the credit program accounts at net

present value in accordance with the *Credit Reform Act of 1990*. Unreimbursed costs such as administrative expenses and subsidy payments are reported on a cash basis and included within each program's budgetary totals in Table 5.

... No Transactions.

(\* \*) Less than \$500,000.

Note: Details may not add to totals due to rounding.

**Table 7. Receipts and Outlays of the U.S. Government by Month, Fiscal Year 2001**  
 [\$ millions]

Classification	Oct.	Nov.	Dec.	Jan.	Feb.	March	April	May	June	July	Aug.	Sept.	Fiscal Year To Date	Comparable Period Prior F.Y.
<b>Receipts:</b>														
Individual income taxes .....	75,969	60,489	83,485	135,702	48,030	35,051	220,386	47,787	93,676	60,466	52,020	81,277	994,339	1,004,461
Corporation income taxes .....	1,709	2,047	51,307	5,712	-1,499	20,688	23,385	4,452	29,946	2,709	3,143	7,476	151,075	207,288
Social insurance and retirement receipts:														
Employment and general retirement .....	45,247	48,536	52,932	62,259	50,868	59,499	68,773	52,210	66,039	49,672	49,974	55,433	661,442	620,447
Unemployment insurance .....	1,509	2,431	260	1,596	2,147	209	4,760	8,786	344	2,128	3,294	349	27,812	27,641
Other retirement .....	399	416	367	359	457	427	354	441	349	355	424	365	4,712	4,763
Excise taxes .....	4,235	6,030	5,865	5,307	4,074	7,063	5,690	4,388	5,965	5,733	5,438	6,443	66,232	68,866
Estate and gift taxes .....	2,868	2,141	1,863	2,403	1,879	2,206	4,460	2,466	2,058	2,099	2,196	1,761	28,400	29,010
Customs duties .....	1,900	1,640	1,461	1,694	1,474	1,653	1,477	1,501	1,571	1,755	1,926	1,563	19,616	19,913
Miscellaneous receipts .....	1,275	1,935	2,949	4,183	3,050	3,279	2,510	3,559	2,939	2,926	4,142	3,828	36,576	42,669
<b>Total—Receipts this year .....</b>	<b>135,111</b>	<b>125,666</b>	<b>200,489</b>	<b>219,215</b>	<b>110,481</b>	<b>130,074</b>	<b>331,796</b>	<b>125,590</b>	<b>202,887</b>	<b>127,842</b>	<b>122,559</b>	<b>158,495</b>	<b>1,990,203</b>	<b>.....</b>
<b>(On-budget) .....</b>	<b>101,120</b>	<b>89,215</b>	<b>161,737</b>	<b>171,001</b>	<b>70,555</b>	<b>84,123</b>	<b>278,611</b>	<b>84,759</b>	<b>151,483</b>	<b>89,473</b>	<b>84,011</b>	<b>116,596</b>	<b>1,482,684</b>	<b>.....</b>
<b>(Off-budget) .....</b>	<b>33,990</b>	<b>36,450</b>	<b>38,752</b>	<b>48,214</b>	<b>39,926</b>	<b>45,951</b>	<b>53,185</b>	<b>40,831</b>	<b>51,404</b>	<b>38,369</b>	<b>38,548</b>	<b>41,899</b>	<b>507,519</b>	<b>.....</b>
<i>Total—Receipts prior year .....</i>	<i>121,035</i>	<i>121,375</i>	<i>201,196</i>	<i>189,478</i>	<i>108,675</i>	<i>135,582</i>	<i>295,151</i>	<i>146,002</i>	<i>214,875</i>	<i>134,074</i>	<i>138,128</i>	<i>219,490</i>	<i>.....</i>	<i>2,025,060</i>
<i>(On budget) .....</i>	<i>89,009</i>	<i>86,909</i>	<i>162,772</i>	<i>143,838</i>	<i>71,090</i>	<i>94,587</i>	<i>244,665</i>	<i>107,469</i>	<i>168,318</i>	<i>97,681</i>	<i>101,429</i>	<i>176,711</i>	<i>.....</i>	<i>1,544,477</i>
<i>(Off budget) .....</i>	<i>32,026</i>	<i>34,466</i>	<i>38,424</i>	<i>45,640</i>	<i>37,585</i>	<i>40,996</i>	<i>50,486</i>	<i>38,533</i>	<i>46,556</i>	<i>36,393</i>	<i>36,699</i>	<i>42,779</i>	<i>.....</i>	<i>480,583</i>
<b>Outlays</b>														
Legislative Branch .....	521	229	229	228	207	247	234	226	225	219	238	227	3,029	2,913
Judicial Branch .....	283	401	338	350	353	459	346	349	359	349	466	355	4,409	4,087
Department of Agriculture:														
Commodity Credit Corporation and Foreign Agricultural Service .....	4,491	3,584	2,972	3,290	1,191	1,543	680	367	608	-302	5,352	-806	22,969	33,188
Other .....	3,888	3,172	4,276	3,832	4,054	4,349	3,489	3,808	3,665	3,860	3,835	2,967	45,196	42,470
Department of Commerce .....	511	490	442	358	376	415	367	389	421	379	471	400	5,019	7,929
Department of Defense:														
Military:														
Military Personnel .....	3,438	6,253	8,635	3,774	6,153	8,934	3,623	6,426	9,186	4,048	9,559	3,948	73,977	75,950
Operation and Maintenance .....	6,183	8,966	8,462	9,480	8,813	10,299	8,962	9,512	9,311	8,507	10,778	12,746	112,019	105,871
Procurement .....	4,210	4,441	5,362	3,990	3,580	5,211	4,254	4,710	5,207	3,949	4,795	5,284	54,991	51,697
Research, Development, Test, and Evaluation .....	3,149	2,899	4,022	2,980	2,491	4,462	3,166	3,308	3,777	3,240	3,459	3,508	40,462	37,608
Military Construction .....	420	495	437	278	375	399	388	474	489	308	555	360	4,978	5,111
Family Housing .....	235	244	284	310	263	319	269	304	285	288	380	334	3,516	3,417
Revolving and Management funds .....	173	792	631	467	-22	577	322	5	431	593	290	-1,971	2,288	3,227
Other .....	2,285	-755	208	-533	-111	-199	111	202	-406	-53	-682	-1,319	-1,253	-1,648
<b>Total Military .....</b>	<b>20,093</b>	<b>23,335</b>	<b>28,040</b>	<b>20,746</b>	<b>21,541</b>	<b>30,002</b>	<b>21,095</b>	<b>24,942</b>	<b>28,281</b>	<b>20,880</b>	<b>29,134</b>	<b>22,890</b>	<b>290,978</b>	<b>281,234</b>
Department of Education .....	2,558	2,756	4,032	3,272	3,898	4,562	2,610	3,628	4,214	2,114	-560	2,876	35,960	33,309
Department of Energy .....	1,245	1,261	1,447	1,367	1,128	1,593	1,470	1,405	1,503	985	1,442	1,573	16,420	15,010
Department of Health and Human Services:														
Public Health Service .....	2,541	2,615	2,542	2,471	2,458	3,380	2,523	2,732	2,863	2,613	3,002	2,927	32,667	28,281
Health Care Financing Administration:														
Grants to States for Medicaid .....	11,393	9,781	9,840	10,800	10,007	11,020	11,390	10,472	11,866	10,583	11,771	10,452	129,374	117,921
Federal hospital ins. trust fund .....	10,975	10,913	11,938	9,656	10,824	15,584	9,749	12,418	13,221	10,029	13,918	12,749	141,975	129,195
Federal supp. med. ins. trust fund .....	8,031	8,147	9,004	6,933	7,417	7,975	6,870	9,158	10,308	7,431	11,176	7,000	99,452	88,992
Other .....	5,626	5,631	5,670	7,728	6,043	6,821	7,302	6,157	7,326	6,237	10,695	1,013	76,251	75,795
Administration for Children and Families .....	2,889	3,666	3,623	4,179	3,649	3,596	3,440	3,797	3,734	3,099	3,793	3,615	43,080	37,419
Other .....	-7,102	-7,131	-7,239	-9,660	-7,844	-8,615	-8,879	-6,618	-8,789	-7,878	-14,183	-2,417	-96,355	-94,976
Department of Housing and Urban Development .....	2,932	2,860	3,748	1,206	2,155	3,660	1,725	2,345	3,762	1,293	6,984	1,268	33,937	30,829
Department of the Interior .....	858	786	670	596	581	582	442	720	593	426	559	1,209	8,021	8,022
Department of Justice .....	1,878	2,057	1,728	1,912	1,509	1,710	1,776	1,702	1,638	1,530	1,703	1,667	20,810	19,561
Department of Labor:														
Unemployment trust fund .....	1,833	1,724	1,988	3,172	2,784	3,062	2,820	2,742	2,753	2,892	3,057	2,703	31,530	24,149
Other .....	768	872	904	730	-719	545	899	854	841	683	924	448	7,750	7,205
Department of State .....	1,010	671	862	611	524	641	595	562	439	360	524	647	7,446	6,849
Department of Transportation:														
Highway trust fund .....	2,410	2,220	2,157	1,888	1,694	1,837	1,743	2,378	2,596	2,467	3,116	2,803	27,311	24,930
Other .....	2,321	1,996	1,886	1,508	1,806	2,079	1,859	2,472	2,049	1,883	2,338	4,568	26,763	21,037
Department of the Treasury:														
Interest on Treasury debt securities (gross) .....	19,755	25,690	19,506	79,731	19,810	18,724	18,634	24,009	80,607	18,014	19,852	15,176	359,508	361,998
Other .....	479	571	648	643	16,368	7,983	3,393	1,908	2,759	400	-244	-4,618	30,291	29,238
Department of Veterans Affairs:														
Compensation and pensions .....	121	1,813	3,669	108	1,941	3,760	169	1,969	3,766	140	3,838	126	21,420	23,820
National service life .....	75	78	83	78	87	106	86	84	85	78	82	104	1,027	1,041
United States Government Life .....	1	1	1	1	1	1	1	1	1	1	1	1	11	11

**Table 7. Receipts and Outlays of the U.S. Government by Month, Fiscal Year 2001—Continued**  
 [\$ millions]

Classification	Oct.	Nov.	Dec.	Jan.	Feb.	March	April	May	June	July	Aug.	Sept.	Fiscal Year To Date	Comparable Period Prior F.Y.
<b>Outlays—Continued</b>														
Other .....	2,050	1,731	1,740	1,909	2,020	2,403	1,991	780	1,805	1,936	2,280	1,939	22,585	22,215
Corps of Engineers .....	397	440	413	289	364	337	323	499	384	386	406	464	4,703	4,334
Other Defense Civil Programs .....	2,742	2,796	2,791	2,874	2,882	2,900	2,879	2,884	2,850	2,848	2,853	2,862	34,161	32,861
Environmental protection .....	670	565	607	562	625	595	545	608	652	577	582	802	7,390	7,240
Executive Office of the President .....	20	22	17	20	22	46	17	29	21	21	49	-4	280	281
Federal Emergency Management Agency .....	248	248	258	215	236	388	242	238	432	654	707	548	4,415	3,143
General Services Administration .....	426	-396	167	38	-63	24	180	-2	-41	-8	-117	-217	-8	25
International Assistance Program:														
International Security Assistance .....	217	523	4,541	72	118	247	234	190	165	102	-81	454	6,783	6,546
Multilateral Assistance .....	425	2	2	353	131	99	471	167	50	374	61	31	2,166	1,759
International Development Assistance .....	201	247	236	209	97	238	290	206	373	235	287	274	2,895	2,953
Other .....	-95	-103	-515	374	191	624	-230	391	265	-388	-285	-307	-77	826
National Aeronautics and Space Administration .....	1,153	1,217	1,316	889	1,103	1,273	1,106	1,275	1,230	1,071	1,316	1,146	14,094	13,443
National Science Foundation .....	262	304	295	281	279	282	234	356	331	337	429	302	3,691	3,487
Office of Personnel Management .....	4,288	3,872	4,308	4,426	4,098	4,173	4,511	3,782	4,588	4,611	3,923	4,319	50,898	48,660
Small Business Administration .....	64	160	-74	-50	56	54	-807	-50	5	79	105	-111	-569	-422
Social Security Administration:														
Federal old-age and survivors ins. trust fund (off-budget) .....	29,880	29,450	30,292	30,963	30,927	30,814	31,079	31,233	34,279	31,929	54,372	7,819	373,037	353,427
Federal disability ins. trust fund (off-budget) .....	4,668	4,748	5,619	4,914	4,935	5,084	5,061	5,063	5,230	5,195	10,348	-35	60,831	56,046
Other .....	115	2,401	4,135	30	2,611	5,250	72	2,556	5,201	215	5,306	-12	27,880	32,337
Independent agencies:														
Fed. Deposit Ins. Corp.:														
Bank insurance fund .....	-14	-333	113	-257	-193	-135	-26	-248	32	-169	-220	80	-1,371	-909
Savings association insurance fund .....	-34	-118	3	-77	-88	-6	-42	-83	-6	34	384	131	99	-563
FSLIC resolution fund:														
RTC closeout .....	22	-103	-66	326	-60	-21	305	-76	-126	225	-47	-214	165	-1,193
Other .....	79	-12	-15	-12	-10	-10	-26	-8	-25	-23	-9	-73	-142	-203
Office of Inspector General .....							15					15	30	30
Postal Service:														
Public enterprise funds (off-budget) .....	-112	-862	-130	-749	-13	417	-93	-463	-441	-657	465	4,940	2,302	2,029
Payments to the Postal Service fund .....	93								(*)				93	100
Tennessee Valley Authority .....	-338	22	-31	-214	-278	-98	-26	50	411	-166	-320	325	-662	-307
Other independent agencies .....	1,255	1,668	1,665	1,490	1,411	1,492	1,610	-1,406	-562	-10,983	1,800	12,629	12,067	11,387
Undistributed offsetting receipts:														
Employer share, employee retirement .....	-2,837	-2,932	-2,733	-2,810	-2,836	-3,081	-2,876	-3,175	-2,849	-2,902	-3,094	-6,668	-38,792	-37,851
Interest received by trust funds .....	-859	-5,778	-1,979	-60,009	-1,797	-206	-772	-5,558	-64,476	-413	-1,875	-212	-143,935	-128,911
Rents and royalties on outer continental shelf lands .....	-938	-616	-156	-957	-942	-69	-1,093	-707	-444	-863	-365	-43	-7,194	-4,580
Sale of major assets .....								(*)		(*)				
Other .....	(*)	(*)			-1,024			(*)	(*)	(*)			(*)	-1,025
<b>Totals this year:</b>														
<b>Total outlays .....</b>	<b>146,431</b>	<b>149,356</b>	<b>167,823</b>	<b>142,836</b>	<b>158,649</b>	<b>180,736</b>	<b>141,999</b>	<b>153,508</b>	<b>171,025</b>	<b>125,022</b>	<b>202,549</b>	<b>123,105</b>	<b>1,863,039</b>	<b>.....</b>
(On-budget) .....	<b>115,839</b>	<b>116,736</b>	<b>132,747</b>	<b>144,448</b>	<b>123,573</b>	<b>145,185</b>	<b>109,938</b>	<b>118,517</b>	<b>167,797</b>	<b>92,145</b>	<b>138,167</b>	<b>111,108</b>	<b>1,516,201</b>	<b>.....</b>
(Off-budget) .....	<b>30,592</b>	<b>32,620</b>	<b>35,075</b>	<b>-1,612</b>	<b>35,076</b>	<b>35,551</b>	<b>32,061</b>	<b>34,992</b>	<b>3,228</b>	<b>32,876</b>	<b>64,382</b>	<b>11,997</b>	<b>346,838</b>	<b>.....</b>
<b>Total-surplus (+) or deficit (-) .....</b>	<b>-11,321</b>	<b>-23,690</b>	<b>+32,666</b>	<b>+76,379</b>	<b>-48,168</b>	<b>-50,662</b>	<b>+189,796</b>	<b>-27,919</b>	<b>+31,862</b>	<b>+2,820</b>	<b>-79,990</b>	<b>+35,390</b>	<b>+127,165</b>	<b>.....</b>
(On-budget) .....	<b>-14,719</b>	<b>-27,521</b>	<b>+28,990</b>	<b>+26,553</b>	<b>-53,018</b>	<b>-61,062</b>	<b>+168,673</b>	<b>-33,758</b>	<b>-16,314</b>	<b>-2,672</b>	<b>-54,156</b>	<b>+5,488</b>	<b>-33,517</b>	<b>.....</b>
(Off-budget) .....	<b>+3,398</b>	<b>+3,831</b>	<b>+3,677</b>	<b>+49,827</b>	<b>+4,850</b>	<b>+10,401</b>	<b>+21,123</b>	<b>+5,839</b>	<b>+48,176</b>	<b>+5,492</b>	<b>-25,834</b>	<b>+29,902</b>	<b>+160,682</b>	<b>.....</b>
<b>Total borrowing from the public .....</b>	<b>-29,666</b>	<b>41,325</b>	<b>-36,689</b>	<b>-23,990</b>	<b>15,100</b>	<b>32,557</b>	<b>-135,572</b>	<b>-20,608</b>	<b>-1,212</b>	<b>-7,463</b>	<b>74,101</b>	<b>1,996</b>	<b>-90,121</b>	<b>-222,807</b>
<i>Total-outlays prior year .....</i>	<i>147,361</i>	<i>148,406</i>	<i>168,114</i>	<i>127,326</i>	<i>150,409</i>	<i>170,962</i>	<i>135,653</i>	<i>149,612</i>	<i>158,986</i>	<i>129,013</i>	<i>148,555</i>	<i>153,743</i>	<i>.....</i>	<i>1,788,143</i>
(On-budget) .....	<i>119,165</i>	<i>116,386</i>	<i>165,503</i>	<i>97,451</i>	<i>118,340</i>	<i>137,864</i>	<i>105,745</i>	<i>114,829</i>	<i>152,307</i>	<i>99,404</i>	<i>115,540</i>	<i>114,842</i>	<i>.....</i>	<i>1,457,378</i>
(Off-budget) .....	<i>28,196</i>	<i>32,020</i>	<i>2,611</i>	<i>29,874</i>	<i>32,069</i>	<i>33,098</i>	<i>29,909</i>	<i>34,783</i>	<i>6,679</i>	<i>29,609</i>	<i>33,016</i>	<i>38,901</i>	<i>.....</i>	<i>330,765</i>
<i>Total-surplus (+) or deficit (-) prior year .....</i>	<i>-26,326</i>	<i>-27,031</i>	<i>+33,081</i>	<i>+62,152</i>	<i>-41,734</i>	<i>-35,380</i>	<i>+159,497</i>	<i>-3,611</i>	<i>+55,888</i>	<i>+5,061</i>	<i>-10,427</i>	<i>+65,747</i>	<i>.....</i>	<i>+236,917</i>
(On-budget) .....	<i>-30,157</i>	<i>-29,477</i>	<i>-2,732</i>	<i>+46,387</i>	<i>-47,250</i>	<i>-43,278</i>	<i>+138,920</i>	<i>-7,360</i>	<i>+16,012</i>	<i>-1,723</i>	<i>-14,110</i>	<i>+61,869</i>	<i>.....</i>	<i>+87,099</i>
(Off-budget) .....	<i>+3,830</i>	<i>+2,446</i>	<i>+35,813</i>	<i>+15,765</i>	<i>+5,516</i>	<i>+7,897</i>	<i>+20,577</i>	<i>+3,750</i>	<i>+39,877</i>	<i>+6,784</i>	<i>+3,683</i>	<i>+3,878</i>	<i>.....</i>	<i>+149,818</i>

... No transactions.  
 (\*) Less than \$500,000.  
 Note: Details may not add to totals due to rounding.

**Table 8. Trust Fund Impact on Budget Results and Investment Holdings as of September 30, 2001**

[\$ millions]

Classification	This Month			Fiscal Year to Date			Securities held as Investments Current Fiscal Year		
	Receipts	Outlays	Excess	Receipts	Outlays	Excess	Beginning of		Close of This Month
							This Year	This Month	
<b>Trust receipts, outlays, and investments held:</b>									
Airport and airway .....	939	959	-21	10,044	9,524	519	13,097	14,396	13,660
Black lung disability .....	93	607	-514	524	1,013	-489	.....	.....	.....
Federal disability insurance .....	6,196	-35	6,231	82,980	60,831	22,149	113,707	132,154	135,842
Federal employees life and health .....	.....	-62	62	.....	-1,978	1,978	28,362	30,360	30,341
Federal employees retirement .....	26,897	4,018	22,878	79,146	47,980	31,166	523,200	531,481	554,346
Federal hospital insurance .....	14,794	12,831	1,963	172,189	142,901	29,288	168,859	194,961	197,137
Federal old-age and survivors insurance ...	36,430	7,819	28,611	513,871	373,037	140,834	893,519	1,009,408	1,034,114
Federal supplementary medical insurance ..	337	7,000	-6,662	95,336	99,452	-4,116	45,075	48,917	41,978
Hazardous substance superfund .....	13	148	-135	940	1,242	-302	4,126	3,692	3,630
Highways .....	4,539	3,172	1,366	31,633	34,827	-3,194	31,023	26,155	24,115
Military advances .....	1,228	956	272	10,229	10,171	58	.....	.....	.....
Military retirement .....	818	2,869	-2,050	40,826	34,096	6,730	149,348	159,119	156,978
Railroad retirement .....	491	697	-206	10,229	8,574	1,655	24,823	26,871	26,865
Unemployment .....	404	2,710	-2,307	33,993	31,623	2,370	86,399	91,107	88,638
Veterans life insurance .....	16	130	-114	1,055	1,186	-131	13,587	13,569	13,462
All other trust .....	361	464	-104	4,755	9,234	-4,480	14,088	14,369	14,341
<b>Total trust fund receipts and outlays and investments held from Table 6-D .....</b>	<b>93,554</b>	<b>44,284</b>	<b>49,271</b>	<b>1,087,748</b>	<b>863,712</b>	<b>224,036</b>	<b>2,109,212</b>	<b>2,296,560</b>	<b>2,335,447</b>
Less: Interfund transactions .....	31,364	31,364	.....	349,940	349,940	.....	.....	.....	.....
Trust fund receipts and outlays on the basis of Tables 4 & 5 .....	62,190	12,919	49,271	737,809	513,773	224,036	.....	.....	.....
<b>Total Federal fund receipts and outlays .....</b>	<b>96,899</b>	<b>110,780</b>	<b>-13,881</b>	<b>1,253,518</b>	<b>1,350,390</b>	<b>-96,871</b>	.....	.....	.....
Less: Interfund transactions .....	594	594	.....	1,124	1,124	.....	.....	.....	.....
Federal fund receipts and outlays on the basis of Table 4 & 5 .....	96,305	110,185	-13,881	1,252,394	1,349,266	-96,871	.....	.....	.....
<b>Net budget receipts &amp; outlays .....</b>	<b>158,495</b>	<b>123,105</b>	<b>35,390</b>	<b>1,990,203</b>	<b>1,863,039</b>	<b>127,165</b>	.....	.....	.....

Note: Interfund receipts and outlays are transactions between Federal funds and trust funds such as Federal payments and contributions, and interest and profits on investments in Federal securities. They have no net effect on overall budget receipts and outlays since the receipts side

of such transactions is offset against budget outlays. In this table, Interfund receipts are shown as an adjustment to arrive at total receipts and outlays of trust funds respectively.

**Table 9. Summary of Receipts by Source, and Outlays by Function of the U.S. Government, September 2001 and Other Periods**

[\$ millions]

Classification	This Month	Fiscal Year To Date	Comparable Period Prior Fiscal Year
<b>NET RECEIPTS</b>			
Individual income taxes .....	81,277	994,339	1,004,461
Corporation income taxes .....	7,476	151,075	207,288
Social insurance and retirement receipts:			
Employment and general retirement .....	55,433	661,442	620,447
Unemployment insurance .....	349	27,812	27,641
Other retirement .....	365	4,712	4,763
Excise taxes .....	6,443	66,232	68,866
Estate and gift taxes .....	1,761	28,400	29,010
Customs duties .....	1,563	19,616	19,913
Miscellaneous receipts .....	3,828	36,576	42,669
<b>Total .....</b>	<b>158,495</b>	<b>1,990,203</b>	<b>2,025,060</b>
<b>NET OUTLAYS</b>			
National defense .....	23,987	304,486	294,505
International affairs .....	1,350	16,522	17,216
General science, space, and technology .....	1,668	20,715	18,637
Energy .....	697	-677	-1,060
Natural resources and environment .....	2,521	23,738	25,031
Agriculture .....	-1,149	28,339	36,575
Commerce and housing credit .....	15,844	5,801	3,332
Transportation .....	7,358	53,882	46,854
Community and regional development .....	1,347	12,827	10,629
Education, training, employment and social services .....	4,927	62,869	58,611
Health .....	14,088	171,912	154,379
Medicare .....	18,245	217,434	197,113
Income security .....	15,738	263,274	247,914
Social security .....	7,799	432,973	409,436
Veterans benefits and services .....	2,123	45,029	47,083
Administration of justice .....	2,428	29,754	27,820
General government .....	1,733	15,084	13,429
Net interest .....	9,113	206,088	223,218
Undistributed offsetting receipts .....	-6,711	-47,011	-42,581
<b>Total .....</b>	<b>123,105</b>	<b>1,863,039</b>	<b>1,788,143</b>

... No transactions.

Note: Details may not add to totals due to rounding.

# Explanatory Notes

## 1. Flow of Data Into Monthly Treasury Statement

The *Monthly Treasury Statement (MTS)* is assembled from data in the central accounting system. The major sources of data include monthly accounting reports by Federal entities and disbursing officers, and daily reports from the Federal Reserve banks. These reports detail accounting transactions affecting receipts and outlays of the Federal Government and off-budget Federal entities, and their related effect on the assets and liabilities of the U.S. Government. Information is presented in the *MTS* on a modified cash basis.

## 2. Notes on Receipts

Receipts included in the report are classified into the following major categories: (1) budget receipts and (2) offsetting collections (also called applicable receipts). Budget receipts are collections from the public that result from the exercise of the Government's sovereign or governmental powers, excluding receipts offset against outlays. These collections, also called governmental receipts, consist mainly of tax receipts (including social insurance taxes), receipts from court fines, certain licenses, and deposits of earnings by the Federal Reserve System. Refunds of receipts are treated as deductions from gross receipts.

Offsetting collections are from other Government accounts or the public that are of a business-type or market-oriented nature. They are classified into two major categories: (1) offsetting collections credited to appropriations or fund accounts, and (2) offsetting receipts (i.e., amounts deposited in receipt accounts). Collections credited to appropriation or fund accounts normally can be used without appropriation action by Congress. These occur in two instances: (1) when authorized by law, amounts collected for materials or services are treated as reimbursements to appropriations and (2) in the three types of revolving funds (public enterprise, intragovernmental, and trust); collections are netted against spending, and outlays are reported as the net amount.

Offsetting receipts in receipt accounts cannot be used without being appropriated. They are subdivided into two categories: (1) proprietary receipts—these collections are from the public and they are offset against outlays by agency and by function, and (2) intragovernmental funds—these are payments into receipt accounts from Governmental appropriation or funds accounts. They finance operations within and between Government agencies and are credited with collections from other Government accounts. The transactions may be intrabudgetary when the payment and receipt both occur within the budget or from receipts from off-budget Federal entities in those cases where payment is made by a Federal entity whose budget authority and outlays are excluded from the budget totals.

Intrabudgetary transactions are subdivided into three categories: (1) interfund transactions, where the payments are from one fund group (either Federal funds or trust funds) to a receipt account in the other fund group; (2) Federal intrafund transactions, where the payments and receipts both occur within the Federal fund group; and (3) trust intrafund transactions, where the payments and receipts both occur within the trust fund group.

Offsetting receipts are generally deducted from budget authority and outlays by function, by subfunction, or by agency. There are four types of receipts, however, that are deducted from budget totals as undistributed offsetting receipts. They are: (1) agencies' payments (including payments by off-budget Federal entities) as employers into employees retirement funds, (2) interest received by trust funds, (3) rents and royalties on the Outer Continental Shelf lands, and (4) other interest (i.e., interest collected on Outer Continental Shelf money in deposit funds when such money is transferred into the budget).

## 3. Notes on Outlays

Outlays are generally accounted for on the basis of checks issued, electronic funds transferred, or cash payments made. Certain outlays do not require issuance of cash or checks. An example is charges made against appropriations for that part of employees' salaries withheld for taxes or savings bond allotments — these are counted as payments to the employee and credits for whatever purpose the money was withheld.

Outlays are stated net of offsetting collections (including receipts of revolving and management funds) and of refunds. Interest on the public debt (public issues) is recognized on the accrual basis. Federal credit programs subject to the Federal Credit Reform Act of 1990 use the cash basis of accounting and are divided into two components. The portion of the credit activities that involve a cost to the Government (mainly subsidies) is included within the budget program accounts. The remaining portion of the credit activities are in non-budget financing accounts. Outlays of off-budget Federal entities are excluded by law from budget totals. However, they are shown separately and combined with the on-budget outlays to display total Federal outlays.

## 4. Processing

The data on payments and collections are reported by account symbol into the central accounting system. In turn, the data are extracted from this system for use in the preparation of the *MTS*.

There are two major checks which are conducted to assure the consistency of the data reported:

1. Verification of payment data. The monthly payment activity reported by Federal entities on their Statements of Transactions is compared to the payment activity of Federal entities as reported by disbursing officers.
2. Verification of collection data. Reported collections appearing on Statements of Transactions are compared to deposits as reported by Federal Reserve banks.

## 5. Other Sources of Information About Federal Government Financial Activities

- *A Glossary of Terms Used in the Federal Budget Process, January 1993* (Available from the U.S. General Accounting Office, P.O. Box 6015, Gaithersburg, Md. 20877). This glossary provides a basic reference document of standardized definitions of terms used by the Federal Government in the budgetmaking process.

- *Daily Treasury Statement* (Available from GPO, Washington, D.C. 20402, on a subscription basis only and on the Internet at <http://www.fms.treas.gov/>). The *Daily Treasury Statement* is published each working day of the Federal Government and provides data on the cash and debt operations of the Treasury.

- *Monthly Statement of the Public Debt of the United States* (Available from GPO, Washington, D.C. 20402 on a subscription basis only and on the Internet at <http://www.publicdebt.treas.gov/opd/opd.htm>). This publication provides detailed information concerning the public debt.

- *Treasury Bulletin* (Available from GPO, Washington, D.C. 20402, by subscription or single copy and on the Internet at <http://www.fms.treas.gov/>). Quarterly. Contains a mix of narrative, tables, and charts on Treasury issues, Federal financial operations, international statistics, and special reports.

- *Budget of the United States Government, Fiscal Year 20* — (Available from GPO, Washington, D.C. 20402 and on the Internet at <http://access.gpo.gov/>). This publication is a single volume which provides budget information and contains:

- Budget of the United States Government, FY 20* —
- Appendix, The Budget of the United States Government, FY 20* —
- Analytical Perspectives*
- Historical Tables*
- Citizens Guide to the Federal Budget*

- *United States Government Annual Report and Appendix* (Available from Financial Management Service, U.S. Department of the Treasury, Washington, D.C. 20227). This annual report represents budgetary results at the summary level. The appendix presents the individual receipt and appropriation accounts at the detail level.

**Scheduled Release**

**The release date for the October 2001 Statement  
will be 2:00 pm EST November 21, 2001.**

For sale by the Superintendent of Documents, U.S. Government Printing  
Office, Washington, D.C. 20402 (202) 512-1800. The subscription price is  
\$38.00 per year (domestic), \$47.00 per year (foreign).  
No single copies are sold.

The Monthly Treasury Statement is now available on the Department of Commerce's Economic Bulletin Board.  
For information call (202) 482-1986.

Internet service subscribers can access the current issue of the Monthly Treasury Statement through the  
Financial Management Service's home page:

<http://www.fms.treas.gov/>