

# Final Monthly Treasury Statement

## Receipts and Outlays of the United States Government

For Fiscal Year 2024 Through September 30, 2024, and Other Periods





### Highlight

This issue includes the final budget results and details a deficit of \$1.833 trillion for Fiscal Year 2024.

Outlays for military active duty and retirement, veterans' benefits, Supplemental Security Income, and Medicare payments to health maintenance organizations and prescription drug plans accelerated into August, because September 1, 2024, the normal payment date, fell on a non-business day.

## Contents

Summary.....	Page 5
Receipts.....	Page 10
Outlays.....	Page 11
Means of Financing.....	Page 25
Receipts/Outlays by Month.....	Page 35
Federal Trust Funds/ Securities.....	Page 37
Receipts by Source/Outlays by Function.....	Page 38
Explanatory Notes.....	Page 39

## Introduction

The *Monthly Treasury Statement of Receipts and Outlays of the United States Government (MTS)* is prepared by the Bureau of the Fiscal Service, Department of the Treasury and, after approval by the Fiscal Assistant Secretary of the Treasury, is normally released on the 8th workday of the month following the reporting month. The publication is based on data provided by Federal entities, disbursing officers, and Federal Reserve banks.

### AUDIENCE

The *MTS* is published to meet the needs of those responsible for or interested in the cash position of the Treasury, those who are responsible or interested in the Government's budget results; and individuals and businesses whose operations depend upon or are related to the Government's financial operations.

### DISCLOSURE STATEMENT

This statement summarizes the financial activities of the Federal Government and off-budget Federal entities conducted in accordance with the Budget of the U.S. Government, i.e., receipts and outlays of funds, the surplus or deficit, and the means of financing the deficit or disposing of the surplus. Information is presented on a modified cash basis; receipts are accounted for on the basis of collections; refunds of receipts are treated as deductions from gross receipts; revolving and management fund receipts, reimbursements and refunds of monies previously expended are treated as deductions from gross outlays; and interest on the public debt (public issues) is recognized on the accrual basis. Major information sources include accounting data reported by Federal entities, disbursing officers, and Federal Reserve banks.

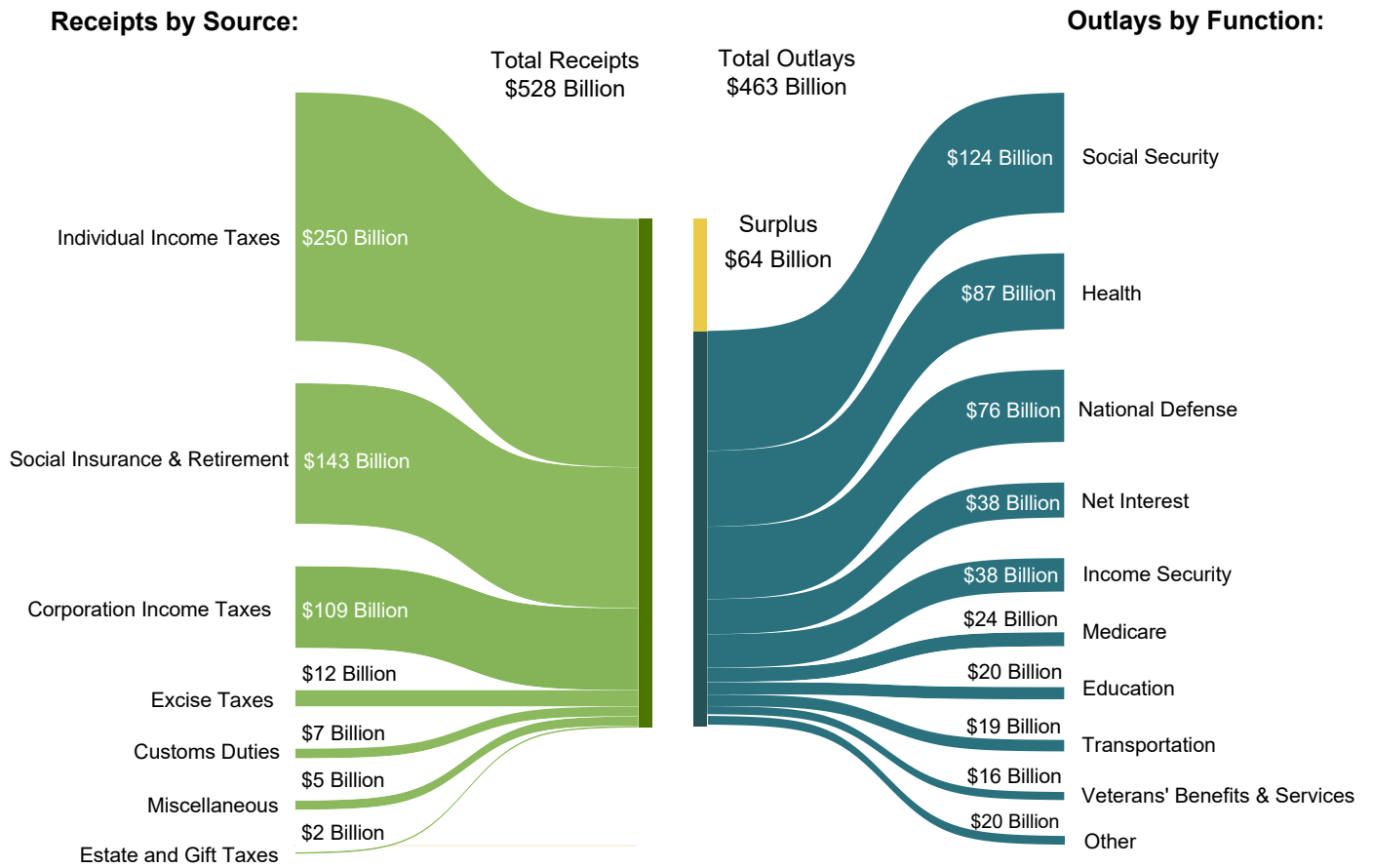
### TRIAD OF PUBLICATIONS

The *MTS* is part of a triad of Treasury financial reports. The *Daily Treasury Statement* is published each working day of the Federal Government. It provides data on the cash and debt operations of the Treasury based upon reporting of the Treasury account balances by Federal Reserve banks. The *MTS* is a report of Government receipts and outlays, based on agency reporting. The *Combined Statement of Receipts, Outlays, and Balances of the United States Government* is the official publication of the detailed receipts and outlays of the Government. It is published annually in accordance with legislative mandates given to the Secretary of the Treasury.

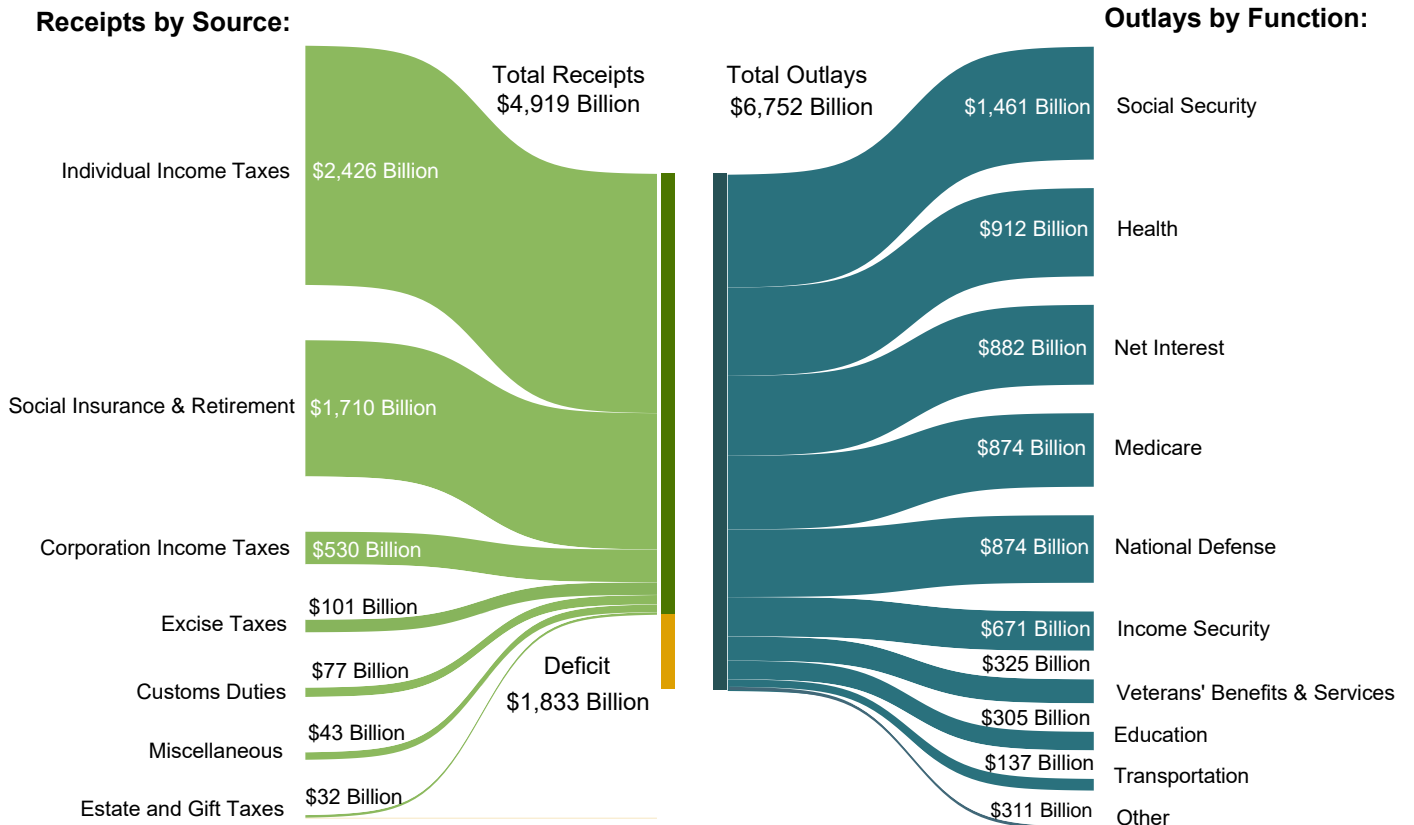
### DATA SOURCES AND INFORMATION

The Explanatory Notes section of this publication provides information concerning the flow of data into the *MTS* and sources of information relevant to the *MTS*.

**Figure 1. Receipts, Outlays, and Surplus/Deficit for September 2024**



**Figure 2. Cumulative Receipts, Outlays, and Surplus/Deficit through Fiscal Year 2024**



**Table 1. Summary of Receipts, Outlays, and the Deficit/Surplus of the U.S. Government, Fiscal Years 2023 and 2024, by Month**

Period	[\$ millions]		
	Receipts	Outlays	Deficit/Surplus (-)
<b>FY 2023</b>			
October	318,500	406,374	87,874
November	252,111	500,646	248,535
December	454,942	539,943	85,001
January	447,288	486,072	38,784
February	262,114	524,548	262,434
March	313,240	691,675	378,435
April	638,520	462,340	-176,181
May	307,487	547,835	240,348
June	418,317	646,085	227,768
July	276,161	496,943	220,782
August	283,130	193,875	-89,256
September	467,475	638,190	170,715
<b>Year-to-Date</b>	<b>4,439,286</b>	<b>6,134,526</b>	<b>1,695,240</b>
<b>FY 2024</b>			
October	403,434	469,997	66,564
November	274,830	588,842	314,012
December	429,311	558,665	129,354
January	477,320	499,250	21,930
February	271,126	567,401	296,275
March	332,079	568,635	236,556
April	776,198	566,669	-209,529
May	323,647	670,778	347,131
June	466,255	537,220	70,965
July	330,377	574,119	243,741
August	306,540	686,620	380,080
September	527,620	463,357	-64,263
<b>Year-to-Date</b>	<b>4,918,736</b>	<b>6,751,552</b>	<b>1,832,816</b>

Note: Details may not add to totals due to rounding.

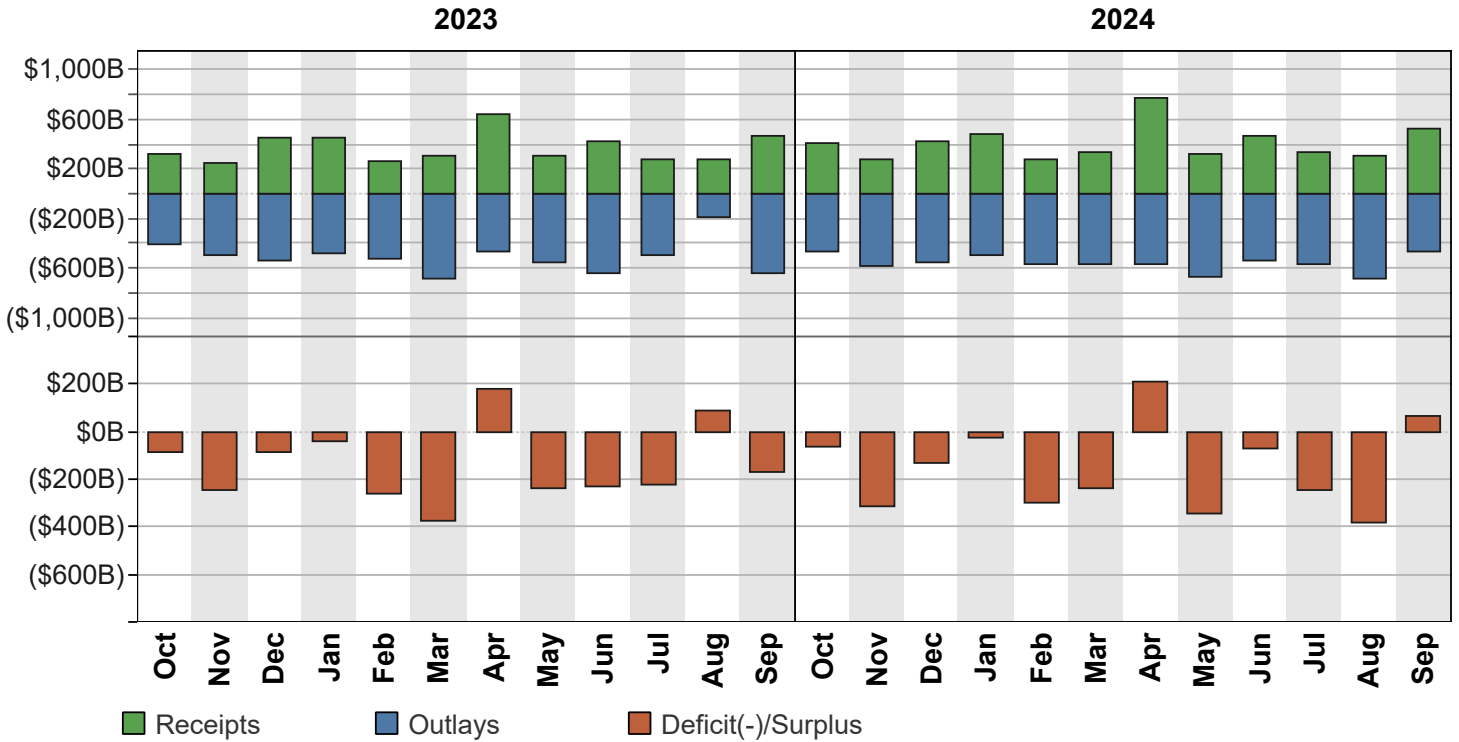
**Table 2. Summary of Budget and Off-Budget Results and Financing of the U.S. Government, September 2024 and Other Periods**

Classification	[\$ millions]				
	This Month	Current Fiscal Year to Date	Budget Estimates Full Fiscal Year <sup>1</sup>	Comparable Prior Period Year to Date (2023)	Budget Estimates Next Fiscal Year (2025) <sup>1</sup>
<b>Total On-Budget and Off-Budget Results:</b>					
Total Receipts	527,620	4,918,736	5,001,091	4,439,286	5,561,646
On-Budget Receipts	421,422	3,658,853	3,742,033	3,245,531	4,255,251
Off-Budget Receipts	106,197	1,259,883	1,259,058	1,193,755	1,306,395
Total Outlays	463,357	6,751,552	6,874,608	6,134,526	7,439,295
On-Budget Outlays	340,361	5,431,240	5,559,018	4,913,425	6,035,465
Off-Budget Outlays	122,995	1,320,311	1,315,590	1,221,100	1,403,830
Total Surplus (+) or Deficit (-)	+64,263	-1,832,816	-1,873,517	-1,695,240	-1,877,649
On-Budget Surplus (+) or Deficit (-)	+81,061	-1,772,387	-1,816,985	-1,667,895	-1,780,214
Off-Budget Surplus (+) or Deficit (-)	-16,798	-60,429	-56,532	-27,345	-97,435
Total On-Budget and Off-Budget Financing	-64,263	1,832,816	1,873,517	1,695,240	1,877,649
<b>Means of Financing:</b>					
Borrowing from the Public	143,708	1,959,809	1,965,673	1,982,669	1,901,128
Reduction of Operating Cash, Increase (-)	-176,213	-228,836	-193,111	-20,896	.....
By Other Means	-31,758	101,843	100,955	-266,534	-23,479

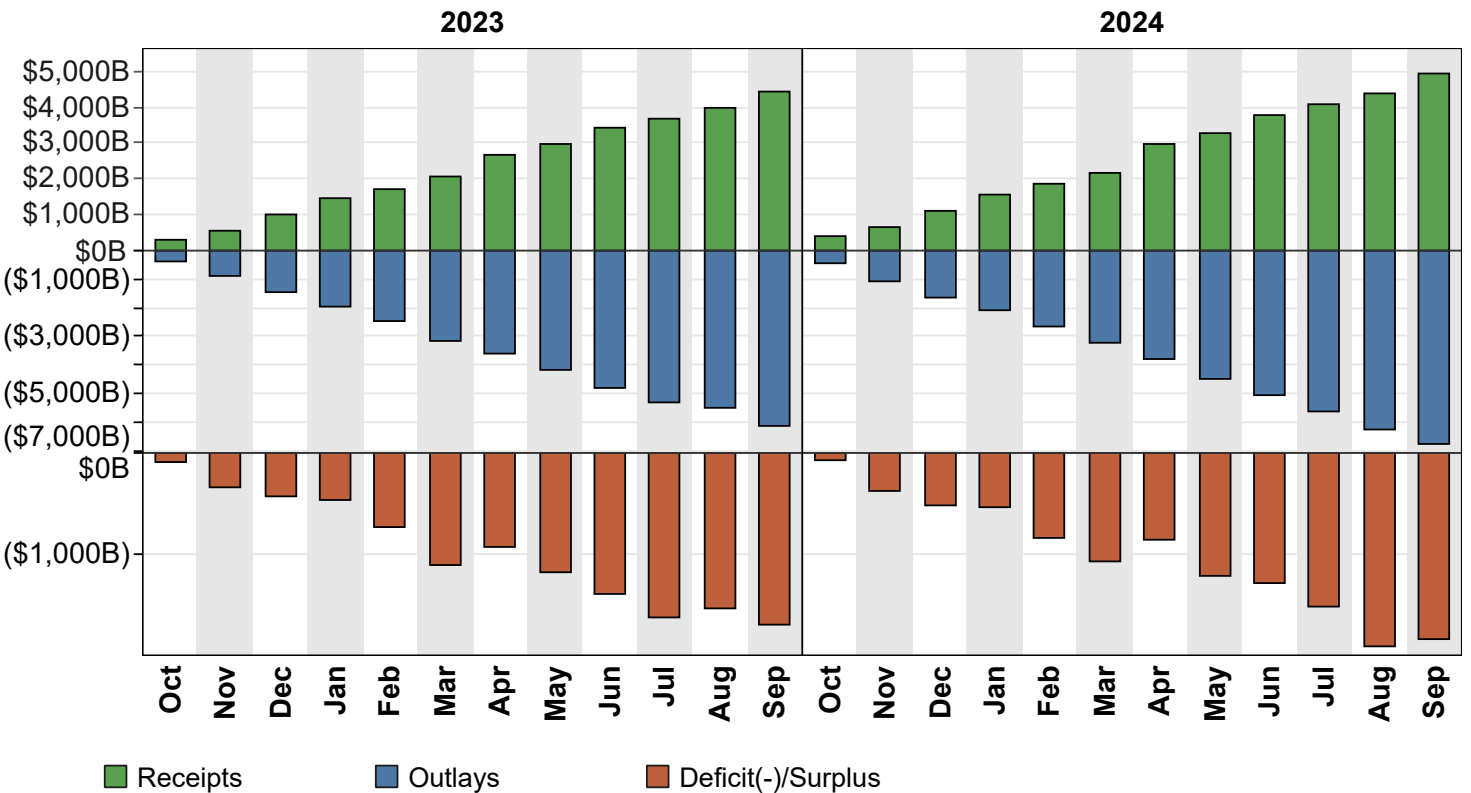
<sup>1</sup> These estimates are based on the FY 2025 Mid-Session Review, released by the Office of Management and Budget on July 19, 2024.

Note: Details may not add to totals due to rounding.  
... No Transactions

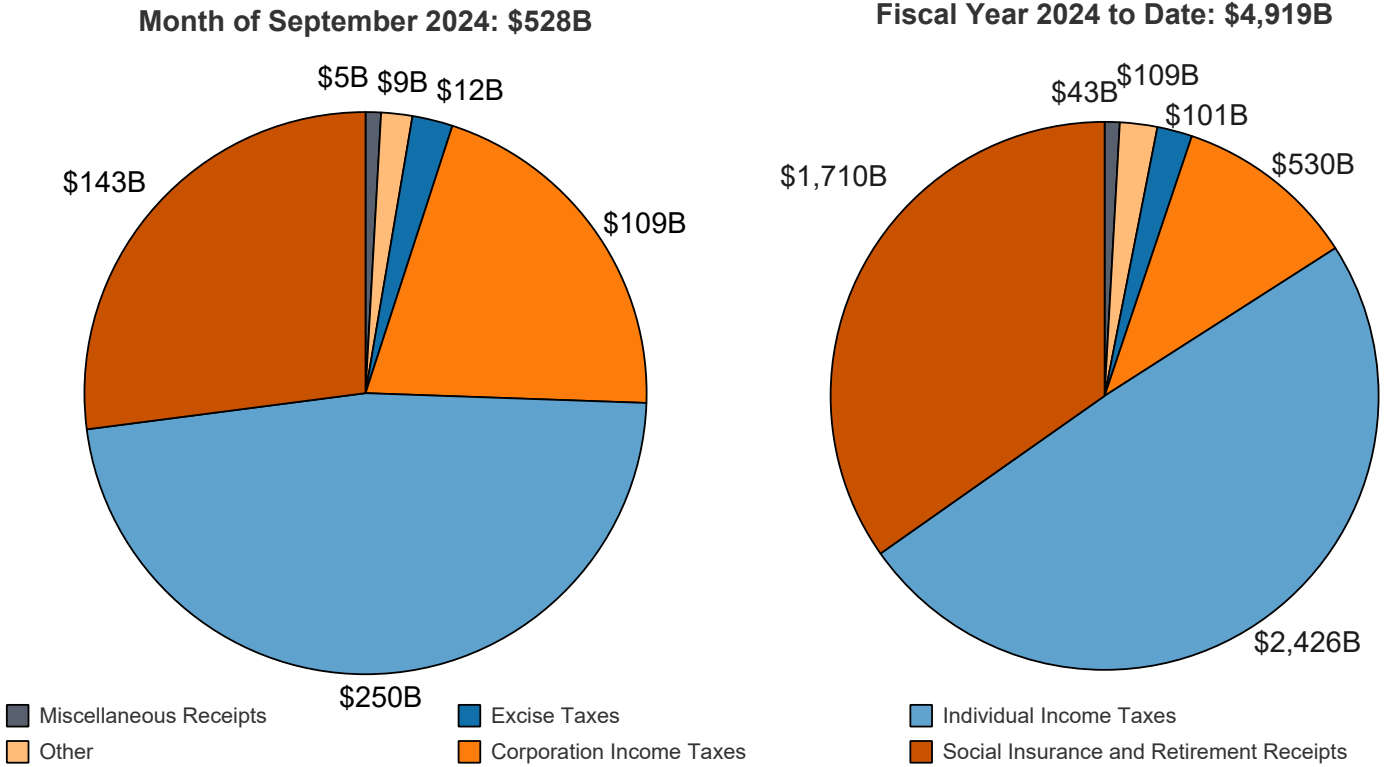
**Figure 3. Monthly Receipts, Outlays, and Budget Deficit/Surplus of the U.S. Government, Fiscal Years 2023 and 2024**



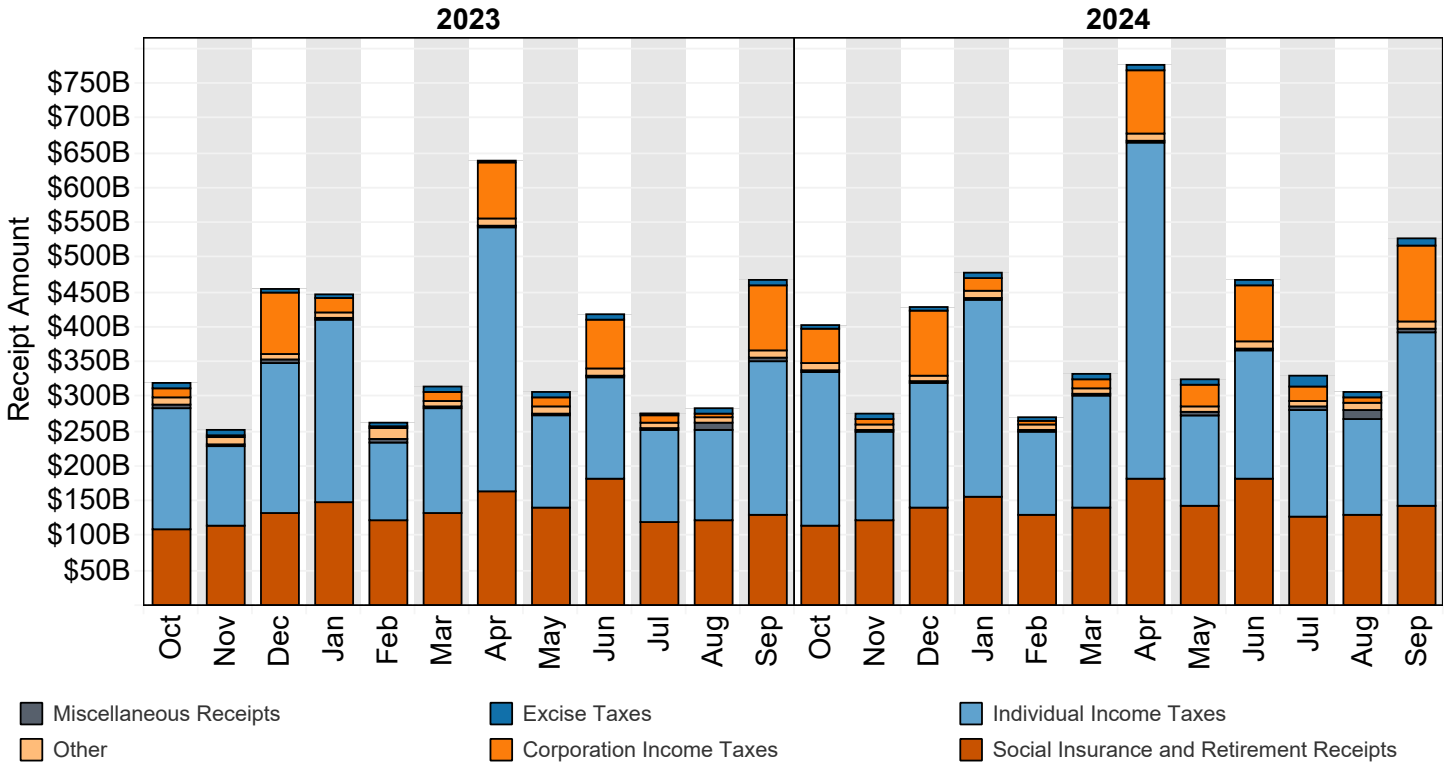
**Figure 4. Monthly Receipts, Outlays, and Budget Deficit/Surplus of the U.S. Government, Cumulative, Fiscal Years 2023 and 2024**



**Figure 5. Receipts of the U.S. Government, by Source, Fiscal Year 2024**



**Figure 6. Monthly Receipts of the U.S. Government, by Source, Fiscal Years 2023 and 2024**

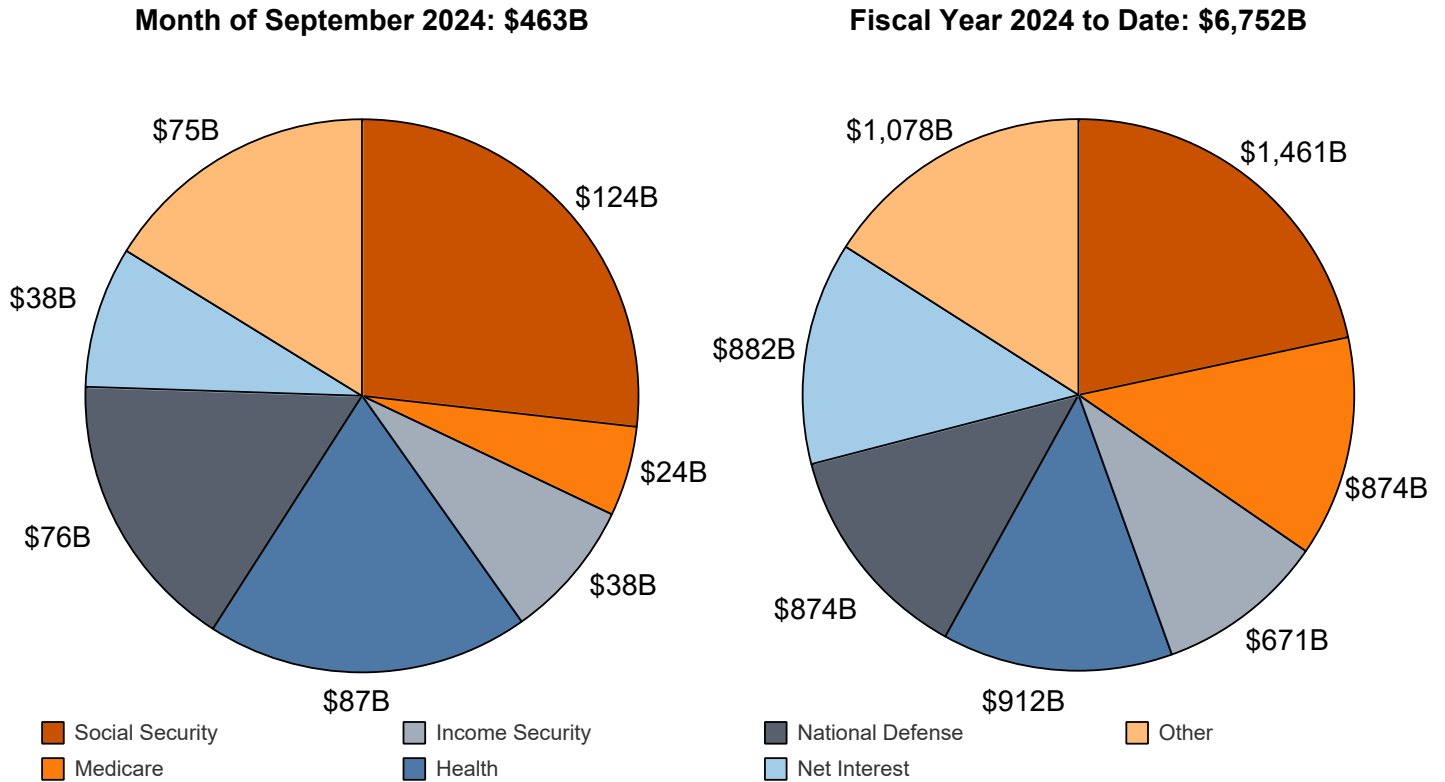


"Other" Includes: Customs Duties and Estate and Gift Taxes

\*Disclaimer: Other category is subject to change due to negative balances held.

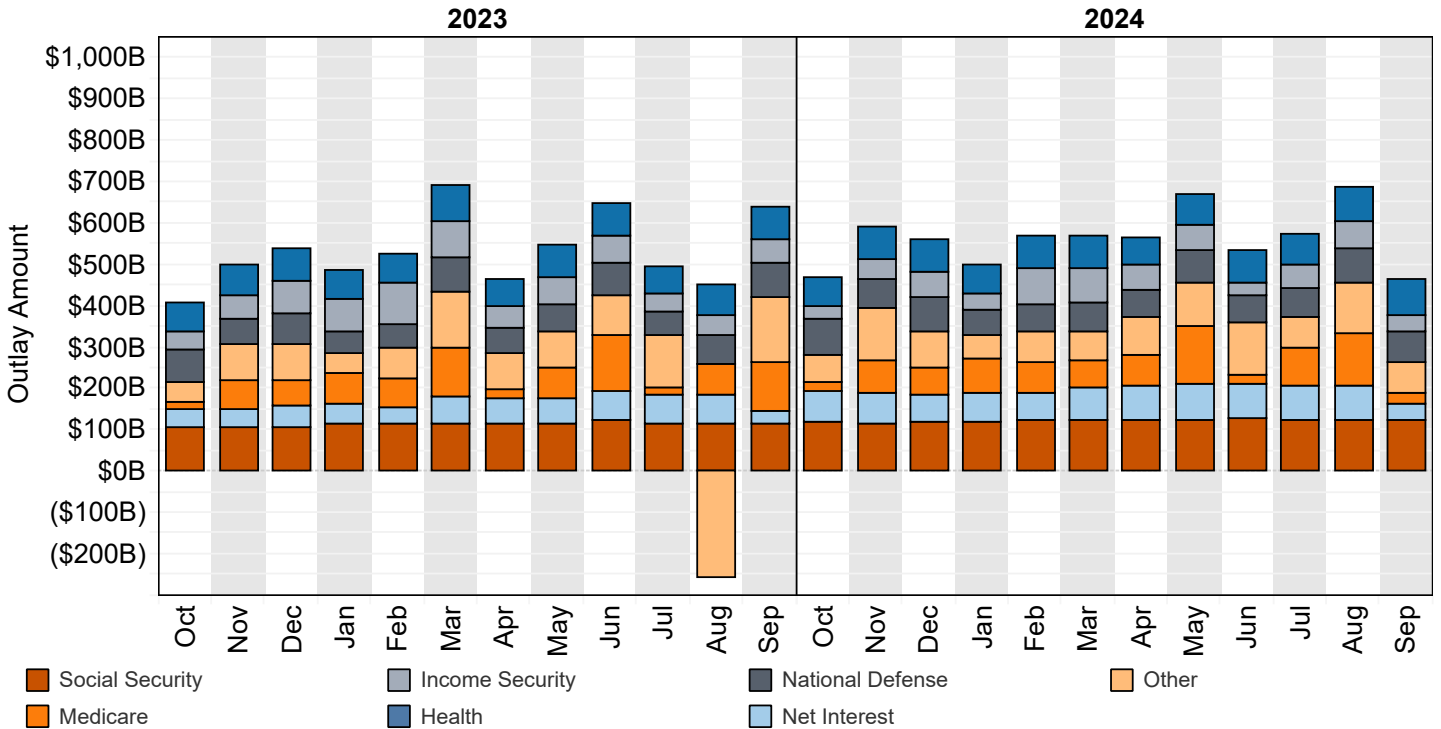
Note: Details may not add to totals due to rounding

**Figure 7. Outlays of the U.S. Government, by Source, Fiscal Year 2024**



\*Disclaimer: Other category is subject to change due to negative balances held.

**Figure 8. Monthly Outlays of the U.S. Government, by Source, Fiscal Years 2023 and 2024**



"Other" Includes: Administration of Justice, Agriculture, Community and Regional Development, Education, Training, Employment, and Social Services, Energy, General Government, General Science, Space, and Technology, International Affairs, Natural Resources and Environment, Transportation, Undistributed Offsetting Receipts, Veterans' Benefits and Services.

Note: Details may not add to totals due to rounding



**Table 3. Summary of Receipts and Outlays of the U.S. Government, September 2024 and Other Periods**

[\$ millions]				
Classification	This Month	Current Fiscal Year to Date	Comparable Prior Period Year to Date	Budget Estimates Full Fiscal Year <sup>1</sup>
<b>Budget Receipts</b>				
Individual Income Taxes	250,057	2,426,067	2,176,481	2,417,353
Corporation Income Taxes	108,555	529,867	419,584	609,500
Social Insurance and Retirement Receipts:				
Employment and General Retirement (Off-Budget)	106,197	1,259,883	1,193,755	1,259,058
Employment and General Retirement (On-Budget)	34,880	393,115	364,392	420,595
Unemployment Insurance	865	48,607	49,402	49,428
Other Retirement	710	7,954	6,904	7,619
Excise Taxes	12,296	101,435	75,804	89,233
Estate and Gift Taxes	2,204	31,616	33,668	32,478
Customs Duties	7,249	77,037	80,337	76,805
Miscellaneous Receipts	4,606	43,155	38,959	39,022
<b>Total Receipts</b>	<b>527,620</b>	<b>4,918,736</b>	<b>4,439,286</b>	<b>5,001,091</b>
<b>(On-Budget)</b>	<b>421,422</b>	<b>3,658,853</b>	<b>3,245,531</b>	<b>3,742,033</b>
<b>(Off-Budget)</b>	<b>106,197</b>	<b>1,259,883</b>	<b>1,193,755</b>	<b>1,259,058</b>
<b>Budget Outlays</b>				
Legislative Branch	682	6,835	6,512	7,553
Judicial Branch	879	9,480	8,995	9,783
Department of Agriculture	11,304	203,402	228,887	237,078
Department of Commerce	2,019	14,831	12,045	20,174
Department of Defense--Military Programs	72,312	826,277	775,872	817,778
Department of Education	17,814	268,353	-41,108	
Department of Energy	4,097	49,315	34,423	47,564
Department of Health and Human Services	102,758	1,720,621	1,708,521	1,727,400
Department of Homeland Security	9,248	89,290	89,032	121,943
Department of Housing and Urban Development	4,491	51,976	55,194	52,142
Department of the Interior	2,632	17,088	15,865	18,115
Department of Justice	4,457	43,995	44,327	44,075
Department of Labor	3,835	65,672	87,531	63,974
Department of State	5,824	37,017	32,997	37,704
Department of Transportation	16,954	117,389	109,523	117,238
Department of the Treasury:				
Interest on Treasury Debt Securities (Gross)	84,448	1,133,037	879,307	1,157,762
Other	-23,881	183,816	227,644	257,676
Department of Veterans Affairs	15,767	325,004	301,026	341,112
Corps of Engineers	1,110	11,345	7,806	
Other Defense Civil Programs	755	66,220	68,928	69,262
Environmental Protection Agency	1,848	13,699	12,586	11,888
Executive Office of the President	33	607	543	727
General Services Administration	-350	-244	-700	8
International Assistance Programs	5,545	35,794	36,050	42,195
National Aeronautics and Space Administration	2,093	25,015	25,319	25,826
National Science Foundation	1,015	9,392	8,951	9,987
Office of Personnel Management	10,378	126,173	122,508	128,803
Small Business Administration	205	33,197	26,072	33,157
Social Security Administration	124,465	1,519,734	1,416,328	1,520,079
Independent Agencies	-3,106	77,793	134,620	91,387
Allowances	.....	.....	.....	-1,901
Undistributed Offsetting Receipts:				
Interest	-4,682	-183,823	-169,144	-187,500
Other	-11,591	-146,749	-131,934	-145,890
<b>Total Outlays</b>	<b>463,357</b>	<b>6,751,552</b>	<b>6,134,526</b>	<b>6,874,608</b>
<b>(On-Budget)</b>	<b>340,361</b>	<b>5,431,240</b>	<b>4,913,425</b>	<b>5,559,018</b>
<b>(Off-Budget)</b>	<b>122,995</b>	<b>1,320,311</b>	<b>1,221,100</b>	<b>1,315,590</b>
<b>Surplus (+) or Deficit (-)</b>	<b>+64,263</b>	<b>-1,832,816</b>	<b>-1,695,240</b>	<b>-1,873,517</b>
<b>(On-Budget)</b>	<b>+81,061</b>	<b>-1,772,387</b>	<b>-1,667,895</b>	<b>-1,816,985</b>
<b>(Off-Budget)</b>	<b>-16,798</b>	<b>-60,429</b>	<b>-27,345</b>	<b>-56,532</b>

<sup>1</sup> These estimates are based on the FY 2025 Mid-Session Review, released by the Office of Management and Budget on July 19, 2024.

Note: Details may not add to totals due to rounding.  
... No Transactions

**Table 4. Receipts of the U.S. Government, September 2024 and Other Periods**

[\$ millions]

Classification	This Month			Current Fiscal Year to Date			Prior Fiscal Year to Date		
	Gross Receipts	Refunds (Deduct)	Receipts	Gross Receipts	Refunds (Deduct)	Receipts	Gross Receipts	Refunds (Deduct)	Receipts
<b>Individual Income Taxes</b>									
Withheld	1,138,923			1,766,401			1,694,520		
Presidential Election Campaign Fund	(**)			21			23		
Other	1,118,719			959,071			855,259		
<b>Total -- Individual Income Taxes</b>	<b>257,642</b>	<b>7,585</b>	<b>250,057</b>	<b>2,725,493</b>	<b>299,426</b>	<b>2,426,067</b>	<b>2,549,801</b>	<b>373,321</b>	<b>2,176,481</b>
<b>Corporation Income Taxes</b>									
	<b>110,022</b>	<b>1,467</b>	<b>108,555</b>	<b>565,036</b>	<b>35,169</b>	<b>529,867</b>	<b>457,368</b>	<b>37,784</b>	<b>419,584</b>
<b>Social Insurance and Retirement Receipts:</b>									
Employment and General Retirement:									
Federal Old-Age and Survivors Insurance Trust Fund:									
Federal Insurance Contributions Act Taxes	1,86,725	4,506	82,219	1,001,227	4,506	996,721	939,816	5,396	934,420
Self-Employment Contributions Act Taxes	1,8,824	.....	8,824	54,478	.....	54,478	48,201	.....	48,201
Adjustments Attributable to Prior Years-FICA	1,-259	.....	-259	22,854	.....	22,854	39,378	.....	39,378
Adjustments Attributable to Prior Years-SECA	1,-3	.....	-3	2,931	.....	2,931	-1,557	.....	-1,557
<b>Total -- Federal Old-Age and Survivors Insurance Trust Fund</b>	<b>95,287</b>	<b>4,506</b>	<b>90,782</b>	<b>1,081,490</b>	<b>4,506</b>	<b>1,076,984</b>	<b>1,025,838</b>	<b>5,396</b>	<b>1,020,442</b>
Federal Disability Insurance Trust Fund:									
Federal Insurance Contributions Act Taxes	1,14,727	765	13,962	170,020	765	169,255	159,591	916	158,675
Self-Employment Contributions Act Taxes	1,1,498	.....	1,498	9,250	.....	9,250	8,186	.....	8,186
Adjustments Attributable to Prior Years-FICA	1,-44	.....	-44	3,886	.....	3,886	6,687	.....	6,687
Adjustments Attributable to Prior Years-SECA	1,(**)	.....	(**)	507	.....	507	-235	.....	-235
<b>Total -- Federal Disability Insurance Trust Fund</b>	<b>16,181</b>	<b>765</b>	<b>15,416</b>	<b>183,664</b>	<b>765</b>	<b>182,899</b>	<b>174,229</b>	<b>916</b>	<b>173,313</b>
Federal Hospital Insurance Trust Fund:									
Federal Insurance Contributions Act Taxes	1,29,914	.....	29,914	349,848	.....	349,848	331,000	(**)	331,000
Self-Employment Contributions Act Taxes	1,4,340	.....	4,340	26,497	.....	26,497	22,750	.....	22,750
Receipts from Railroad Retirement Board	.....	.....	.....	645	.....	645	573	.....	573
Adjustments Attributable to Prior Years-FICA	1,(**)	.....	(**)	7,204	.....	7,204	3,673	.....	3,673
Adjustments Attributable to Prior Years-SECA	1,(**)	.....	(**)	2,663	.....	2,663	-234	.....	-234
<b>Total -- Federal Hospital Insurance Trust Fund</b>	<b>34,254</b>	<b>.....</b>	<b>34,254</b>	<b>386,858</b>	<b>.....</b>	<b>386,858</b>	<b>357,763</b>	<b>(**)</b>	<b>357,763</b>
Railroad Retirement:									
Rail Pension and Supplemental Annuity	340	(**)	339	3,697	14	3,683	3,729	11	3,718
Social Security Equivalent Account	287	(**)	287	2,587	13	2,575	2,916	5	2,912
<b>Total -- Employment and General Retirement</b>	<b>146,349</b>	<b>5,271</b>	<b>141,078</b>	<b>1,658,295</b>	<b>5,297</b>	<b>1,652,998</b>	<b>1,564,475</b>	<b>6,327</b>	<b>1,558,148</b>
Unemployment Insurance:									
Deposits by States	847	.....	847	40,443	.....	40,443	41,276	.....	41,276
Federal Unemployment Taxes	31	13	17	8,129	124	8,005	7,945	150	7,795
Railroad Unemployment Taxes	(**)	.....	(**)	159	.....	159	331	.....	331
<b>Total -- Unemployment Insurance</b>	<b>878</b>	<b>13</b>	<b>865</b>	<b>48,731</b>	<b>124</b>	<b>48,607</b>	<b>49,552</b>	<b>150</b>	<b>49,402</b>
Other Retirement:									
Federal Employees' Retirement--Employee Share	706	.....	706	7,931	.....	7,931	6,882	.....	6,882
Non-Federal Employees Retirement	3	.....	3	23	.....	23	22	.....	22
<b>Total -- Other Retirement</b>	<b>710</b>	<b>.....</b>	<b>710</b>	<b>7,954</b>	<b>.....</b>	<b>7,954</b>	<b>6,904</b>	<b>.....</b>	<b>6,904</b>
<b>Total -- Social Insurance and Retirement Receipts</b>	<b>147,937</b>	<b>5,285</b>	<b>142,652</b>	<b>1,714,980</b>	<b>5,421</b>	<b>1,709,558</b>	<b>1,620,931</b>	<b>6,477</b>	<b>1,614,454</b>
<b>Excise Taxes:</b>									
Miscellaneous Excise Taxes	6,786	500	6,285	39,596	-1,933	41,529	32,037	21,021	11,016
Airport and Airway Trust Fund	1,880	19	1,861	17,383	-167	17,550	22,533	256	22,277
Highway Trust Fund	4,191	65	4,127	42,530	445	42,086	42,664	448	42,216
Black Lung Disability Trust Fund	23	.....	23	271	.....	271	295	.....	295
<b>Total -- Excise Taxes</b>	<b>12,879</b>	<b>584</b>	<b>12,296</b>	<b>99,781</b>	<b>-1,655</b>	<b>101,435</b>	<b>97,529</b>	<b>21,725</b>	<b>75,804</b>
<b>Estate and Gift Taxes</b>									
	<b>2,450</b>	<b>246</b>	<b>2,204</b>	<b>32,868</b>	<b>1,252</b>	<b>31,616</b>	<b>35,434</b>	<b>1,766</b>	<b>33,668</b>
<b>Customs Duties</b>									
	<b>7,729</b>	<b>480</b>	<b>7,249</b>	<b>83,772</b>	<b>6,735</b>	<b>77,037</b>	<b>86,639</b>	<b>6,302</b>	<b>80,337</b>
<b>Miscellaneous Receipts:</b>									
Deposit of Earnings, Federal Reserve System	255	.....	255	3,131	.....	3,131	581	.....	581
Universal Service Fund	697	.....	697	8,376	.....	8,376	7,906	.....	7,906
All Other	3,656	2	3,654	31,665	16	31,648	30,497	25	30,472
<b>Total -- Miscellaneous Receipts</b>	<b>4,608</b>	<b>2</b>	<b>4,606</b>	<b>43,172</b>	<b>16</b>	<b>43,155</b>	<b>38,984</b>	<b>25</b>	<b>38,959</b>
<b>Total -- Receipts</b>	<b>543,268</b>	<b>15,648</b>	<b>527,620</b>	<b>5,265,100</b>	<b>346,365</b>	<b>4,918,736</b>	<b>4,886,687</b>	<b>447,401</b>	<b>4,439,286</b>
<b>Total -- On-Budget</b>	<b>431,800</b>	<b>10,377</b>	<b>421,422</b>	<b>3,999,947</b>	<b>341,094</b>	<b>3,658,853</b>	<b>3,686,619</b>	<b>441,089</b>	<b>3,245,531</b>
<b>Total -- Off-Budget</b>	<b>111,468</b>	<b>5,271</b>	<b>106,197</b>	<b>1,265,153</b>	<b>5,271</b>	<b>1,259,883</b>	<b>1,200,067</b>	<b>6,312</b>	<b>1,193,755</b>

1 In accordance with the Social Security Act as amended: Individual Income Taxes, Withheld have been decreased and Federal Insurance Contribution Act Taxes increased by \$5.9 million to correct estimates for the calendar year 2023. Individual Income Taxes, Other have been increased and Self-Employment Contribution Act Taxes decreased by \$3.2 million to correct estimates for

calendar year 2021 and prior.  
 Note: Details may not add to totals due to rounding.  
 ... No Transactions  
 (\*\*) Less than absolute value of \$500,000

**Table 5. Outlays of the U.S. Government, September 2024 and Other Periods**

[\$ millions]

Classification	This Month			Current Fiscal Year to Date			Prior Fiscal Year to Date		
	Gross Outlays	Applicable Receipts	Outlays	Gross Outlays	Applicable Receipts	Outlays	Gross Outlays	Applicable Receipts	Outlays
<b>Legislative Branch:</b>									
Senate	121	(**)	121	1,228	2	1,225	1,178	2	1,176
House of Representatives	172	(**)	171	1,963	5	1,958	1,852	4	1,848
Joint Items	3	.....	3	22	.....	22	21	.....	21
Capitol Police	84	.....	84	778	.....	778	664	.....	664
Congressional Budget Office	8	.....	8	68	.....	68	64	.....	64
Architect of the Capitol	81	1	81	832	8	823	967	7	959
Library of Congress	107	1	105	915	12	904	852	11	841
Government Publishing Office	-2	.....	-2	93	.....	93	56	.....	56
Government Accountability Office	99	.....	99	867	.....	867	789	.....	789
United States Tax Court	6	.....	6	62	.....	62	59	.....	59
Other Legislative Branch Agencies	12	.....	12	81	.....	81	81	.....	81
Proprietary Receipts from the Public	.....	4	-4	.....	38	-38	.....	39	-39
Intrabudgetary Transactions	-1	.....	-1	-8	.....	-8	-7	.....	-7
<b>Total--Legislative Branch</b>	<b>688</b>	<b>7</b>	<b>682</b>	<b>6,901</b>	<b>66</b>	<b>6,835</b>	<b>6,575</b>	<b>63</b>	<b>6,512</b>
<b>Judicial Branch:</b>									
Supreme Court of the United States	19	.....	19	152	.....	152	129	.....	129
Courts of Appeals, District Courts, and Other Judicial Services	836	.....	836	9,666	.....	9,666	9,314	.....	9,314
Other	9	.....	9	677	.....	677	641	.....	641
Proprietary Receipts from the Public	.....	7	-7	.....	118	-118	.....	150	-150
Intrabudgetary Transactions	22	.....	22	-897	.....	-897	-939	.....	-939
<b>Total--Judicial Branch</b>	<b>885</b>	<b>7</b>	<b>879</b>	<b>9,598</b>	<b>118</b>	<b>9,480</b>	<b>9,145</b>	<b>150</b>	<b>8,995</b>
<b>Department of Agriculture:</b>									
Agricultural Research Service	204	.....	204	1,921	.....	1,921	1,775	.....	1,775
National Institute of Food and Agriculture:									
Research and Education Activities	115	.....	115	1,082	.....	1,082	977	.....	977
Extension Activities	54	.....	54	638	.....	638	621	.....	621
Other	17	.....	17	172	.....	172	156	.....	156
Animal and Plant Health Inspection Service	222	.....	222	2,393	.....	2,393	1,840	.....	1,840
Food Safety and Inspection Service	126	.....	126	1,246	.....	1,246	1,209	.....	1,209
Agricultural Marketing Service	322	5	317	3,389	38	3,351	2,356	34	2,322
Risk Management Agency:									
Administrative and Operating Expenses	9	.....	9	77	.....	77	70	.....	70
Federal Crop Insurance Corporation Fund	1,408	4,766	-3,358	21,492	11,724	9,768	23,706	7,214	16,492
Farm Service Agency:									
Salaries and Expenses	174	.....	174	1,263	.....	1,263	1,157	.....	1,157
USDA Supplemental Assistance	(**)	.....	(**)	4	.....	4	3	.....	3
Agricultural Disaster Relief Fund	(**)	.....	(**)	(**)	.....	(**)	(**)	.....	(**)
Commodity Credit Corporation	341	511	-169	11,168	5,644	5,524	12,939	5,621	7,318
Tobacco Trust Fund	(**)	.....	(**)	9	.....	9	11	.....	11
Agricultural Credit Insurance Fund	43	-1	43	1,551	18	1,533	2,328	153	2,175
Other	12	.....	12	242	.....	242	427	.....	427
<b>Total--Farm Service Agency</b>	<b>570</b>	<b>510</b>	<b>60</b>	<b>14,236</b>	<b>5,662</b>	<b>8,574</b>	<b>16,865</b>	<b>5,774</b>	<b>11,091</b>
Natural Resources Conservation Service:									
Conservation Operations	142	.....	142	1,142	.....	1,142	863	.....	863
Farm Security and Rural Investment Programs	366	.....	366	3,911	.....	3,911	3,344	.....	3,344
Other	53	.....	53	438	.....	438	479	.....	479
Rural Development	98	.....	98	362	.....	362	361	.....	361
Rural Housing Service:									
Rural Housing Insurance Fund	10	21	-11	1,021	376	644	717	372	345
Rental Assistance Program	131	.....	131	1,580	.....	1,580	1,418	.....	1,418
Other	27	.....	27	-35	.....	-35	464	.....	464
Rural Utilities Service:									
Rural Electrification and Telecommunications Fund	10	(**)	10	489	150	339	1,531	42	1,490
Other	80	3	78	1,188	23	1,165	1,060	26	1,034
Foreign Agricultural Service	120	.....	120	1,419	.....	1,419	2,225	.....	2,225
Food and Nutrition Service:									
Supplemental Nutrition Assistance Program	8,929	.....	8,929	106,754	.....	106,754	134,634	.....	134,634
Child Nutrition Programs	1,923	.....	1,923	32,733	.....	32,733	29,235	.....	29,235
Special Supplemental Nutrition Program for Women, Infants, and Children (WIC)	624	.....	624	7,257	.....	7,257	6,819	.....	6,819
Other	71	.....	71	703	.....	703	704	.....	704
<b>Total--Food and Nutrition Service</b>	<b>11,546</b>	<b>.....</b>	<b>11,546</b>	<b>147,447</b>	<b>.....</b>	<b>147,447</b>	<b>171,392</b>	<b>.....</b>	<b>171,392</b>

**Table 5. Outlays of the U.S. Government, September 2024 and Other Periods - Continued**

[\$ millions]

Classification	This Month			Current Fiscal Year to Date			Prior Fiscal Year to Date		
	Gross Outlays	Applicable Receipts	Outlays	Gross Outlays	Applicable Receipts	Outlays	Gross Outlays	Applicable Receipts	Outlays
<b>Department of Agriculture: - Continued</b>									
Forest Service:									
National Forest System	251	.....	251	2,560	.....	2,560	2,338	.....	2,338
Capital Improvement and Maintenance	48	.....	48	299	.....	299	211	.....	211
Wildland Fire Management	1,040	.....	1,040	5,238	.....	5,238	3,729	.....	3,729
Forest Service Permanent Appropriations	26	.....	26	578	.....	578	539	.....	539
Other	272	.....	272	2,598	.....	2,598	2,151	.....	2,151
<b>Total--Forest Service</b>	<b>1,638</b>	<b>.....</b>	<b>1,638</b>	<b>11,272</b>	<b>.....</b>	<b>11,272</b>	<b>8,968</b>	<b>.....</b>	<b>8,968</b>
Other	606	.....	606	10,433	31	10,403	3,509	25	3,484
Proprietary Receipts from the Public	(**)	177	-177	(**)	4,868	-4,868	(**)	3,536	-3,536
Intrabudgetary Transactions	-1,089	.....	-1,089	-1,038	.....	-1,038	2	.....	2
<b>Total--Department of Agriculture</b>	<b>16,785</b>	<b>5,481</b>	<b>11,304</b>	<b>226,274</b>	<b>22,872</b>	<b>203,402</b>	<b>245,910</b>	<b>17,023</b>	<b>228,887</b>
<b>Department of Commerce:</b>									
Economic Development Administration	150	.....	150	1,137	.....	1,137	983	.....	983
Bureau of the Census	85	.....	85	1,493	.....	1,493	1,569	.....	1,569
International Trade Administration	69	.....	69	625	.....	625	533	.....	533
National Oceanic and Atmospheric Administration	918	2	916	7,670	20	7,650	6,748	43	6,706
National Institute of Standards and Technology	854	.....	854	2,313	.....	2,313	1,388	.....	1,388
National Telecommunications and Information Administration	76	278	-202	1,223	561	662	623	195	428
Other	194	6	189	908	71	837	492	67	425
Proprietary Receipts from the Public	.....	42	-42	.....	-122	122	.....	-7	7
Intrabudgetary Transactions	(**)	.....	(**)	-6	.....	-6	10	.....	10
Offsetting Governmental Receipts	.....	(**)	(**)	.....	2	-2	.....	3	-3
<b>Total--Department of Commerce</b>	<b>2,347</b>	<b>328</b>	<b>2,019</b>	<b>15,363</b>	<b>532</b>	<b>14,831</b>	<b>12,346</b>	<b>301</b>	<b>12,045</b>
<b>Department of Defense--Military Programs:</b>									
Military Personnel:									
Department of the Army	4,275	.....	4,275	69,342	.....	69,342	68,651	.....	68,651
Department of the Navy	3,052	.....	3,052	57,473	.....	57,473	58,464	.....	58,464
Department of the Air Force	2,208	.....	2,208	45,256	.....	45,256	46,171	.....	46,171
Defense Agencies	.....	.....	.....	19,874	.....	19,874	10,612	.....	10,612
<b>Total--Military Personnel</b>	<b>9,535</b>	<b>.....</b>	<b>9,535</b>	<b>191,945</b>	<b>.....</b>	<b>191,945</b>	<b>183,898</b>	<b>.....</b>	<b>183,898</b>
Operation and Maintenance:									
Department of the Army	6,471	.....	6,471	73,666	.....	73,666	70,416	.....	70,416
Department of the Navy	7,535	.....	7,535	81,593	.....	81,593	76,723	.....	76,723
Department of the Air Force	7,758	.....	7,758	76,682	.....	76,682	72,056	.....	72,056
Defense Agencies	9,304	(**)	9,304	100,106	(**)	100,106	98,371	4	98,367
<b>Total--Operation and Maintenance</b>	<b>31,068</b>	<b>(**)</b>	<b>31,068</b>	<b>332,047</b>	<b>(**)</b>	<b>332,047</b>	<b>317,567</b>	<b>4</b>	<b>317,563</b>
International Reconstruction and Other Assistance:									
Department of the Army	.....	.....	.....	2	.....	2	.....	.....	.....
Procurement:									
Department of the Army	2,611	.....	2,611	25,500	.....	25,500	23,822	.....	23,822
Department of the Navy	6,926	.....	6,926	63,346	.....	63,346	60,383	.....	60,383
Department of the Air Force	5,823	.....	5,823	55,032	.....	55,032	49,878	.....	49,878
Defense Agencies	810	.....	810	8,382	.....	8,382	7,667	.....	7,667
<b>Total--Procurement</b>	<b>16,171</b>	<b>.....</b>	<b>16,171</b>	<b>152,259</b>	<b>.....</b>	<b>152,259</b>	<b>141,749</b>	<b>.....</b>	<b>141,749</b>
Research, Development, Test, and Evaluation:									
Department of the Army	1,379	.....	1,379	14,579	.....	14,579	12,830	.....	12,830
Department of the Navy	2,514	.....	2,514	26,548	.....	26,548	22,997	.....	22,997
Department of the Air Force	8,178	.....	8,178	61,932	.....	61,932	55,062	.....	55,062
Defense Agencies	3,850	.....	3,850	34,901	.....	34,901	31,064	.....	31,064
<b>Total--Research, Development, Test, and Evaluation</b>	<b>15,920</b>	<b>.....</b>	<b>15,920</b>	<b>137,960</b>	<b>.....</b>	<b>137,960</b>	<b>121,954</b>	<b>.....</b>	<b>121,954</b>
Military Construction:									
Department of the Army	-233	.....	-233	1,682	.....	1,682	1,369	.....	1,369
Department of the Navy	237	.....	237	3,785	.....	3,785	3,737	.....	3,737
Department of the Air Force	483	.....	483	3,666	.....	3,666	2,665	.....	2,665
Defense Agencies	347	.....	347	2,935	.....	2,935	2,573	.....	2,573
<b>Total--Military Construction</b>	<b>835</b>	<b>.....</b>	<b>835</b>	<b>12,068</b>	<b>.....</b>	<b>12,068</b>	<b>10,344</b>	<b>.....</b>	<b>10,344</b>
Family Housing:									
Department of the Army	52	.....	52	610	.....	610	471	.....	471
Department of the Navy	49	.....	49	463	.....	463	446	.....	446
Department of the Air Force	37	.....	37	387	.....	387	465	.....	465
Defense Agencies	5	.....	5	88	.....	88	86	.....	86
Revolving and Management Funds:									

**Table 5. Outlays of the U.S. Government, September 2024 and Other Periods - Continued**

[\$ millions]

Classification	This Month			Current Fiscal Year to Date			Prior Fiscal Year to Date		
	Gross Outlays	Applicable Receipts	Outlays	Gross Outlays	Applicable Receipts	Outlays	Gross Outlays	Applicable Receipts	Outlays
<b>Department of Defense--Military Programs: - Continued</b>									
Department of the Navy	8	.....	8	24	.....	24	92	.....	92
Defense Agencies:									
Working Capital Fund	-1,013	.....	-1,013	573	.....	573	-59	.....	-59
Other	(**)	.....	(**)	30	.....	30	-24	.....	-24
Trust Funds:									
Department of the Army	1	.....	1	29	.....	29	33	.....	33
Department of the Navy	6	.....	6	30	.....	30	31	.....	31
Department of the Air Force	(**)	.....	(**)	4	.....	4	8	.....	8
Defense Agencies	93	.....	93	580	.....	580	452	.....	452
Proprietary Receipts from the Public:									
Department of the Army	.....	301	-301	.....	319	-319	.....	253	-253
Department of the Navy	.....	8	-8	.....	162	-162	.....	146	-146
Department of the Air Force	.....	38	-38	.....	174	-174	.....	127	-127
Defense Agencies	.....	130	-130	.....	1,971	-1,971	.....	1,135	-1,135
Intrabudgetary Transactions:									
Department of the Army	7	.....	7	-82	.....	-82	-45	.....	-45
Department of the Navy	12	.....	12	-76	.....	-76	-77	.....	-77
Department of the Air Force	-5	.....	-5	-28	.....	-28	184	.....	184
Defense Agencies	7	.....	7	-8	.....	-8	-37	.....	-37
Offsetting Governmental Receipts:									
Department of the Army	.....	(**)	(**)	.....	1	-1	.....	1	-1
Defense Agencies	.....	.....	.....	.....	.....	.....	.....	1	-1
<b>Total--Department of Defense--Military Programs</b>	<b>72,789</b>	<b>477</b>	<b>72,312</b>	<b>828,905</b>	<b>2,627</b>	<b>826,277</b>	<b>777,539</b>	<b>1,667</b>	<b>775,872</b>
<b>Department of Education:</b>									
Office of Elementary and Secondary Education:									
Accelerating Achievement and Ensuring Equity	1,392	.....	1,392	18,912	.....	18,912	17,916	.....	17,916
Impact Aid	11	.....	11	1,891	.....	1,891	1,734	.....	1,734
Education Improvement Programs	448	.....	448	5,973	.....	5,973	5,663	.....	5,663
Other	4,661	.....	4,661	56,216	.....	56,216	64,968	.....	64,968
<b>Total--Office of Elementary and Secondary Education</b>	<b>6,512</b>	<b>.....</b>	<b>6,512</b>	<b>82,991</b>	<b>.....</b>	<b>82,991</b>	<b>90,280</b>	<b>.....</b>	<b>90,280</b>
Office of Innovation and Improvement	118	.....	118	1,107	.....	1,107	999	.....	999
Office of English Language Acquisition	87	.....	87	912	.....	912	832	.....	832
Office of Special Education and Rehabilitative Services:									
Special Education	1,064	.....	1,064	16,274	.....	16,274	15,346	.....	15,346
Rehabilitation Services and Disability Research	394	.....	394	4,094	.....	4,094	3,583	.....	3,583
Special Institutions for Persons with Disabilities	20	.....	20	294	.....	294	299	.....	299
Office of Vocational and Adult Education	154	.....	154	2,172	.....	2,172	2,034	.....	2,034
Office of Postsecondary Education:									
Higher Education	311	.....	311	3,192	.....	3,192	2,992	.....	2,992
Other	13	.....	13	317	(**)	317	334	(**)	334
<b>Total--Office of Postsecondary Education</b>	<b>325</b>	<b>.....</b>	<b>325</b>	<b>3,509</b>	<b>(**)</b>	<b>3,509</b>	<b>3,326</b>	<b>(**)</b>	<b>3,326</b>
Office of Federal Student Aid:									
Student Financial Assistance	7,131	.....	7,131	34,721	.....	34,721	30,734	.....	30,734
Student Aid Administration	164	.....	164	2,107	.....	2,107	2,085	.....	2,085
Federal Student Loan Reserve Fund	362	.....	362	362	.....	362	118	.....	118
Federal Direct Student Loans	.....	.....	.....	110,176	.....	110,176	143,333	.....	143,333
Federal Family Education Loans	1,294	.....	1,294	13,271	.....	13,271	12,023	.....	12,023
Other	(**)	(**)	(**)	61	3	57	77	1	76
<b>Total--Office of Federal Student Aid</b>	<b>8,951</b>	<b>(**)</b>	<b>8,951</b>	<b>160,697</b>	<b>3</b>	<b>160,693</b>	<b>188,370</b>	<b>1</b>	<b>188,369</b>
Institute of Education Sciences	71	.....	71	786	.....	786	732	.....	732
Departmental Management	53	.....	53	691	.....	691	672	.....	672
Other	15	.....	15	58	.....	58	35	.....	35
Proprietary Receipts from the Public	.....	-141	141	.....	5,156	-5,156	.....	347,676	-347,676
Intrabudgetary Transactions	-90	.....	-90	-71	.....	-71	62	.....	62
<b>Total--Department of Education</b>	<b>17,674</b>	<b>-140</b>	<b>17,814</b>	<b>273,513</b>	<b>5,159</b>	<b>268,353</b>	<b>306,569</b>	<b>347,677</b>	<b>-41,108</b>
<b>Department of Energy:</b>									
National Nuclear Security Administration:									
Naval Reactors	154	.....	154	1,870	.....	1,870	1,569	.....	1,569
Weapons Activities	1,336	.....	1,336	17,954	.....	17,954	16,792	.....	16,792
Defense Nuclear Nonproliferation	304	.....	304	2,752	.....	2,752	2,578	.....	2,578
Other	42	.....	42	501	.....	501	496	.....	496
Environmental and Other Defense Activities:									

**Table 5. Outlays of the U.S. Government, September 2024 and Other Periods - Continued**

[\$ millions]

Classification	This Month			Current Fiscal Year to Date			Prior Fiscal Year to Date		
	Gross Outlays	Applicable Receipts	Outlays	Gross Outlays	Applicable Receipts	Outlays	Gross Outlays	Applicable Receipts	Outlays
<b>Department of Energy: - Continued</b>									
Defense Environmental Cleanup	575	.....	575	7,320	.....	7,320	7,302	.....	7,302
Other Defense Activities	87	.....	87	1,017	.....	1,017	1,065	.....	1,065
Defense Nuclear Waste Disposal	(**)	.....	(**)	(**)	.....	(**)	(**)	.....	(**)
<b>Energy Programs:</b>									
Science	608	.....	608	8,083	.....	8,083	7,958	.....	7,958
Energy Supply	217	.....	217	2,408	.....	2,408	2,430	.....	2,430
Energy Efficiency and Renewable Energy	336	.....	336	3,704	.....	3,704	2,826	.....	2,826
Fossil Energy Research and Development	40	.....	40	763	.....	763	-495	.....	-495
Uranium Enrichment Decontamination and Decommissioning Fund	84	.....	84	815	.....	815	917	.....	917
Advanced Technology Vehicles Manufacturing Loan Program	2	.....	2	68	.....	68	71	.....	71
Title 17 Innovative Technology Loan Guarantee Program	10	.....	10	96	.....	96	44	.....	44
Other	431	3	429	3,995	459	3,535	-4,446	496	-4,942
<b>Total--Energy Programs</b>	<b>1,727</b>	<b>3</b>	<b>1,724</b>	<b>19,933</b>	<b>459</b>	<b>19,474</b>	<b>9,305</b>	<b>496</b>	<b>8,809</b>
Power Marketing Administration	-126	333	-459	5,433	4,397	1,036	4,715	4,319	396
Departmental Administration	42	.....	42	395	.....	395	292	.....	292
Proprietary Receipts from the Public	.....	-551	551	.....	766	-766	.....	2,572	-2,572
Intrabudgetary Transactions	-239	.....	-239	-2,217	.....	-2,217	-2,300	.....	-2,300
Offsetting Governmental Receipts	.....	21	-21	.....	21	-21	.....	3	-3
<b>Total--Department of Energy</b>	<b>3,902</b>	<b>-194</b>	<b>4,097</b>	<b>54,958</b>	<b>5,643</b>	<b>49,315</b>	<b>41,814</b>	<b>7,391</b>	<b>34,423</b>
<b>Department of Health and Human Services:</b>									
Food and Drug Administration	-566	1	-566	3,874	7	3,867	2,892	8	2,884
Health Resources and Services Administration	1,363	.....	1,363	14,580	.....	14,580	15,885	.....	15,885
Indian Health Service	394	.....	394	8,524	.....	8,524	7,292	.....	7,292
Centers for Disease Control and Prevention	1,093	.....	1,093	12,168	.....	12,168	12,275	.....	12,275
National Institutes of Health	4,258	.....	4,258	48,210	.....	48,210	46,506	.....	46,506
Substance Abuse and Mental Health Services Administration	772	.....	772	8,888	.....	8,888	8,261	.....	8,261
Agency for Healthcare Research and Quality	33	.....	33	369	.....	369	348	.....	348
<b>Centers for Medicare and Medicaid Services:</b>									
Grants to States for Medicaid	57,106	.....	57,106	617,517	.....	617,517	615,772	.....	615,772
Payments to Health Care Trust Funds	45,869	.....	45,869	519,483	.....	519,483	480,201	.....	480,201
Children's Health Insurance Fund	1,590	.....	1,590	19,449	.....	19,449	17,588	.....	17,588
State Grants and Demonstrations	106	.....	106	647	.....	647	482	.....	482
<b>Federal Hospital Insurance Trust Fund:</b>									
Benefit Payments	19,277	.....	19,277	403,423	.....	403,423	403,262	.....	403,262
Administrative Expenses	247	.....	247	3,955	.....	3,955	3,849	.....	3,849
<b>Total--Federal Hospital Insurance Trust Fund</b>	<b>19,524</b>	<b>.....</b>	<b>19,524</b>	<b>407,378</b>	<b>.....</b>	<b>407,378</b>	<b>407,111</b>	<b>.....</b>	<b>407,111</b>
Health Care Fraud and Abuse Control	218	.....	218	2,647	.....	2,647	2,412	.....	2,412
<b>Federal Supplementary Medical Insurance Trust Fund:</b>									
Benefit Payments	20,452	.....	20,452	519,968	.....	519,968	492,390	.....	492,390
Administrative Expenses	1,525	.....	1,525	5,736	.....	5,736	5,559	.....	5,559
<b>Medicare Prescription Drugs:</b>									
Benefit Payments	52	.....	52	116,946	.....	116,946	116,815	.....	116,815
<b>Total--Federal Supplementary Medical Insurance Trust Fund</b>	<b>22,029</b>	<b>.....</b>	<b>22,029</b>	<b>642,650</b>	<b>.....</b>	<b>642,650</b>	<b>614,765</b>	<b>.....</b>	<b>614,765</b>
Other	5,307	.....	5,307	12,389	.....	12,389	8,947	.....	8,947
<b>Total--Centers for Medicare and Medicaid Services</b>	<b>151,748</b>	<b>.....</b>	<b>151,748</b>	<b>2,222,161</b>	<b>.....</b>	<b>2,222,161</b>	<b>2,147,278</b>	<b>.....</b>	<b>2,147,278</b>
<b>Administration for Children and Families:</b>									
Temporary Assistance for Needy Families	1,307	.....	1,307	17,640	.....	17,640	16,462	.....	16,462
Contingency Fund	34	.....	34	584	.....	584	603	.....	603
Payments to States for Child Support Enforcement and Family Support Programs	789	.....	789	4,875	.....	4,875	4,617	.....	4,617
Low Income Home Energy Assistance	209	.....	209	4,980	.....	4,980	5,875	.....	5,875
Refugee and Entrant Assistance	660	.....	660	7,101	.....	7,101	7,646	.....	7,646
Child Care Entitlement to States	291	.....	291	3,566	.....	3,566	3,628	.....	3,628
Payments to States for the Child Care and Development Block Grant	1,614	.....	1,614	16,298	.....	16,298	22,888	.....	22,888
Social Services Block Grant	90	.....	90	1,604	.....	1,604	1,599	.....	1,599
Children and Families Services Programs	1,180	.....	1,180	14,805	.....	14,805	14,953	.....	14,953
Payments to States for Foster Care and Adoption Assistance	738	.....	738	10,135	.....	10,135	9,799	.....	9,799
Other	62	.....	62	649	.....	649	673	.....	673
<b>Total--Administration for Children and Families</b>	<b>6,975</b>	<b>.....</b>	<b>6,975</b>	<b>82,238</b>	<b>.....</b>	<b>82,238</b>	<b>88,744</b>	<b>.....</b>	<b>88,744</b>

**Table 5. Outlays of the U.S. Government, September 2024 and Other Periods - Continued**

[\$ millions]

Classification	This Month			Current Fiscal Year to Date			Prior Fiscal Year to Date		
	Gross Outlays	Applicable Receipts	Outlays	Gross Outlays	Applicable Receipts	Outlays	Gross Outlays	Applicable Receipts	Outlays
<b>Department of Health and Human Services: - Continued</b>									
Administration for Community Living	249	.....	249	2,792	.....	2,792	3,012	.....	3,012
Departmental Management	771	.....	771	16,399	.....	16,399	34,839	.....	34,839
Other	-91	.....	-91	1,587	.....	1,587	1,031	.....	1,031
Proprietary Receipts from the Public	.....	17,826	-17,826	.....	180,196	-180,196	.....	177,792	-177,792
Intrabudgetary Transactions:									
Payments for Health Insurance for the Aged:									
Federal Supplementary Medical Insurance Trust Fund	-37,870	.....	-37,870	-478,323	.....	-478,323	-443,875	.....	-443,875
Payments for Tax and Other Credits:									
Federal Hospital Insurance Trust Fund	-8,000	.....	-8,000	-41,189	.....	-41,189	-36,337	.....	-36,337
Other	-546	.....	-546	-1,455	.....	-1,455	-1,829	.....	-1,829
<b>Total--Department of Health and Human Services</b>	<b>120,584</b>	<b>17,826</b>	<b>102,758</b>	<b>1,900,824</b>	<b>180,203</b>	<b>1,720,621</b>	<b>1,886,322</b>	<b>177,800</b>	<b>1,708,521</b>
<b>Department of Homeland Security:</b>									
Departmental Management and Operations	253	.....	253	2,666	.....	2,666	2,314	.....	2,314
Citizenship and Immigration Services	728	.....	728	5,859	.....	5,859	5,098	.....	5,098
United States Secret Service	408	.....	408	2,957	.....	2,957	2,892	.....	2,892
Transportation Security Administration	781	.....	781	6,974	.....	6,974	6,342	.....	6,342
Immigration and Customs Enforcement	954	.....	954	9,992	.....	9,992	9,160	.....	9,160
U.S. Customs and Border Protection	2,578	7	2,572	22,476	50	22,426	20,032	40	19,992
United States Coast Guard	1,161	.....	1,161	13,252	.....	13,252	12,316	.....	12,316
National Protection and Programs Directorate	293	.....	293	2,889	.....	2,889	2,576	.....	2,576
Federal Emergency Management Agency:									
Disaster Relief	2,536	.....	2,536	33,275	.....	33,275	34,836	.....	34,836
National Flood Insurance Fund	461	152	309	2,051	2,168	-117	5,645	1,597	4,049
Other	439	.....	439	3,057	.....	3,057	1,425	.....	1,425
<b>Total--Federal Emergency Management Agency</b>	<b>3,436</b>	<b>152</b>	<b>3,284</b>	<b>38,383</b>	<b>2,168</b>	<b>36,215</b>	<b>41,907</b>	<b>1,597</b>	<b>40,310</b>
Science and Technology	87	.....	87	913	.....	913	797	.....	797
Domestic Nuclear Detection Office	45	.....	45	420	.....	420	455	.....	455
Other	68	.....	68	667	.....	667	555	.....	555
Proprietary Receipts from the Public	.....	103	-103	.....	1,348	-1,348	.....	1,083	-1,083
Intrabudgetary Transactions	-123	.....	-123	-482	.....	-482	357	.....	357
Offsetting Governmental Receipts	.....	1,159	-1,159	.....	14,110	-14,110	.....	13,050	-13,050
<b>Total--Department of Homeland Security</b>	<b>10,669</b>	<b>1,421</b>	<b>9,248</b>	<b>106,966</b>	<b>17,676</b>	<b>89,290</b>	<b>104,802</b>	<b>15,770</b>	<b>89,032</b>
<b>Department of Housing and Urban Development:</b>									
Public and Indian Housing Programs:									
Tenant Based Rental Assistance	2,941	.....	2,941	33,976	.....	33,976	29,559	.....	29,559
Housing Certificate Fund	(**)	.....	(**)	58	.....	58	24	.....	24
Public Housing Capital Fund	28	.....	28	624	.....	624	1,086	.....	1,086
Public Housing Operating Fund	722	.....	722	7,878	.....	7,878	7,108	.....	7,108
Revitalization of Severely Distressed Public Housing (Hope VI)	.....	.....	.....	3	.....	3	3	.....	3
Native American Housing Block Grant	120	.....	120	1,213	.....	1,213	1,042	.....	1,042
Other	41	.....	41	334	.....	334	254	.....	254
<b>Total--Public and Indian Housing Programs</b>	<b>3,852</b>	<b>.....</b>	<b>3,852</b>	<b>44,085</b>	<b>.....</b>	<b>44,085</b>	<b>39,076</b>	<b>.....</b>	<b>39,076</b>
Community Planning and Development:									
Housing Opportunities for Persons with AIDS	42	.....	42	489	.....	489	417	.....	417
Community Development Fund	712	.....	712	9,373	.....	9,373	8,774	.....	8,774
Home Investment Partnership Program	138	.....	138	1,465	.....	1,465	1,017	.....	1,017
Neighborhood Stabilization Program	(**)	.....	(**)	2	.....	2	8	.....	8
Homeless Assistance Grants	251	.....	251	3,220	.....	3,220	3,642	.....	3,642
Other	56	(**)	56	532	(**)	532	391	.....	391
<b>Total--Community Planning and Development</b>	<b>1,200</b>	<b>(**)</b>	<b>1,200</b>	<b>15,081</b>	<b>(**)</b>	<b>15,081</b>	<b>14,250</b>	<b>.....</b>	<b>14,250</b>
Housing Programs:									
Credit Accounts:									
FHA-Mutual Mortgage Insurance Fund, Program Account	14	.....	14	4,322	.....	4,322	1,963	.....	1,963
FHA-Mutual Mortgage Insurance Capital Reserve Account	-741	.....	-741	-27,415	.....	-27,415	-13,526	.....	-13,526
FHA-Mutual Mortgage and Cooperative Housing Insurance Fund, Liquidating Account	(**)	(**)	(**)	3	3	-1	2	3	-1
FHA-General and Special Risk Fund, Program Account	.....	.....	.....	546	.....	546	694	.....	694
FHA-General and Special Risk Fund, Liquidating Account	3	7	-5	84	133	-50	82	153	-71
Housing for the Elderly or Handicapped Fund, Liquidating Account	(**)	5	-5	2	71	-69	2	102	-100
HUD Project-Based Rental Assistance	1,364	.....	1,364	15,634	.....	15,634	14,535	.....	14,535

**Table 5. Outlays of the U.S. Government, September 2024 and Other Periods - Continued**

[\$ millions]

Classification	This Month			Current Fiscal Year to Date			Prior Fiscal Year to Date		
	Gross Outlays	Applicable Receipts	Outlays	Gross Outlays	Applicable Receipts	Outlays	Gross Outlays	Applicable Receipts	Outlays
<b>Department of Housing and Urban Development: - Continued</b>									
Home Ownership Preservation Equity Fund	.....	.....	.....	1	.....	1	.....	.....	.....
Housing for the Elderly	74	.....	74	896	.....	896	880	.....	880
Housing for Persons with Disabilities	22	.....	22	237	.....	237	224	.....	224
Other Assisted Housing Programs	3	.....	3	35	.....	35	42	.....	42
Other	8	1	8	64	22	41	58	23	35
<b>Total--Housing Programs</b>	<b>746</b>	<b>13</b>	<b>733</b>	<b>-5,592</b>	<b>230</b>	<b>-5,822</b>	<b>4,955</b>	<b>282</b>	<b>4,673</b>
Government National Mortgage Association:									
Guarantees of Mortgage-Backed Securities	-1,562	1	-1,563	-1,658	7	-1,665	-2,893	6	-2,899
Management and Administration	258	.....	258	2,355	.....	2,355	2,115	.....	2,115
Other	47	.....	47	396	.....	396	370	.....	370
Proprietary Receipts from the Public:									
FHA-General and Special Risk Fund	.....	30	-30	.....	2,207	-2,207	.....	1,929	-1,929
Other	.....	-1	1	.....	227	-227	.....	443	-443
Intrabudgetary Transactions	-5	.....	-5	-4	.....	-4	-5	.....	-5
Offsetting Governmental Receipts	.....	1	-1	.....	16	-16	.....	14	-14
<b>Total--Department of Housing and Urban Development</b>	<b>4,536</b>	<b>44</b>	<b>4,491</b>	<b>54,663</b>	<b>2,687</b>	<b>51,976</b>	<b>57,868</b>	<b>2,674</b>	<b>55,194</b>
<b>Department of the Interior:</b>									
Land and Minerals Management:									
Bureau of Land Management:									
Management of Lands and Resources	184	.....	184	1,406	.....	1,406	1,333	.....	1,333
Other	19	4	15	464	480	-16	387	72	315
Bureau of Ocean Energy Management	23	.....	23	169	.....	169	175	.....	175
Office of Surface Mining Reclamation and Enforcement	766	.....	766	1,925	.....	1,925	1,466	.....	1,466
<b>Total--Land and Minerals Management</b>	<b>992</b>	<b>4</b>	<b>988</b>	<b>3,964</b>	<b>480</b>	<b>3,484</b>	<b>3,361</b>	<b>72</b>	<b>3,289</b>
Water and Science:									
Bureau of Reclamation:									
Water and Related Resources	396	.....	396	2,445	.....	2,445	1,850	.....	1,850
Other	40	5	35	445	212	233	547	220	327
Central Utah Project	1	.....	1	27	.....	27	29	.....	29
United States Geological Survey	136	.....	136	1,560	.....	1,560	1,467	.....	1,467
<b>Total--Water and Science</b>	<b>574</b>	<b>5</b>	<b>569</b>	<b>4,477</b>	<b>212</b>	<b>4,265</b>	<b>3,893</b>	<b>220</b>	<b>3,673</b>
Fish and Wildlife and Parks:									
United States Fish and Wildlife Service	321	.....	321	3,717	.....	3,717	3,520	.....	3,520
National Park Service	421	(**)	421	4,451	1	4,450	4,133	1	4,131
<b>Total--Fish and Wildlife and Parks</b>	<b>742</b>	<b>(**)</b>	<b>741</b>	<b>8,169</b>	<b>1</b>	<b>8,168</b>	<b>7,653</b>	<b>1</b>	<b>7,652</b>
Indian Affairs:									
Bureau of Indian Affairs and Bureau of Indian Education	366	(**)	366	2,781	(**)	2,781	3,019	(**)	3,019
<b>Total--Indian Affairs</b>	<b>366</b>	<b>(**)</b>	<b>366</b>	<b>2,781</b>	<b>(**)</b>	<b>2,781</b>	<b>3,019</b>	<b>(**)</b>	<b>3,019</b>
Departmental Offices:									
Mineral Leasing and Associated Payments	280	.....	280	3,842	.....	3,842	4,266	.....	4,266
Other	33	.....	33	793	.....	793	825	.....	825
Insular Affairs	303	.....	303	1,260	.....	1,260	600	.....	600
Office of the Special Trustee for American Indians	10	.....	10	116	.....	116	114	.....	114
Department-Wide Programs	583	.....	583	2,895	.....	2,895	2,586	.....	2,586
<b>Total--Departmental Offices</b>	<b>1,210</b>	<b>.....</b>	<b>1,210</b>	<b>8,905</b>	<b>.....</b>	<b>8,905</b>	<b>8,391</b>	<b>.....</b>	<b>8,391</b>
Other	178	.....	178	2,029	.....	2,029	3,908	.....	3,908
Proprietary Receipts from the Public	.....	1,362	-1,362	.....	11,018	-11,018	.....	13,044	-13,044
Intrabudgetary Transactions	-57	.....	-57	-1,517	8	-1,525	-1,020	4	-1,023
<b>Total--Department of the Interior</b>	<b>4,003</b>	<b>1,371</b>	<b>2,632</b>	<b>28,808</b>	<b>11,719</b>	<b>17,088</b>	<b>29,206</b>	<b>13,342</b>	<b>15,865</b>
<b>Department of Justice:</b>									
General Administration	83	.....	83	1,436	.....	1,436	1,227	.....	1,227
Legal Activities and U.S. Marshals:									
General Legal Activities	374	.....	374	3,593	.....	3,593	5,560	.....	5,560
United States Attorneys	297	.....	297	2,669	.....	2,669	2,551	.....	2,551
United States Marshals Service	192	.....	192	1,831	.....	1,831	1,640	.....	1,640
Assets Forfeiture Fund	233	.....	233	1,660	.....	1,660	1,467	.....	1,467
Other	271	.....	271	2,751	.....	2,751	2,876	.....	2,876
Federal Bureau of Investigation	1,283	.....	1,283	11,414	.....	11,414	10,737	.....	10,737
Drug Enforcement Administration	354	.....	354	3,240	.....	3,240	3,061	.....	3,061
Bureau of Alcohol, Tobacco, Firearms, and Explosives	188	.....	188	1,751	.....	1,751	1,587	.....	1,587
Federal Prison System	932	38	894	9,506	450	9,056	8,830	453	8,376
Office of Justice Programs:									



**Table 5. Outlays of the U.S. Government, September 2024 and Other Periods - Continued**

[\$ millions]

Classification	This Month			Current Fiscal Year to Date			Prior Fiscal Year to Date		
	Gross Outlays	Applicable Receipts	Outlays	Gross Outlays	Applicable Receipts	Outlays	Gross Outlays	Applicable Receipts	Outlays
<b>Department of Justice: - Continued</b>									
State and Local Law Enforcement Assistance	114	.....	114	1,923	.....	1,923	1,973	.....	1,973
Community Oriented Policing Services	29	.....	29	425	.....	425	339	.....	339
Crime Victims Fund	128	.....	128	2,113	.....	2,113	2,232	.....	2,232
Other	174	.....	174	1,492	.....	1,492	1,130	.....	1,130
Other	63	.....	63	819	.....	819	779	.....	779
Proprietary Receipts from the Public	.....	21	-21	.....	412	-412	.....	280	-280
Intrabudgetary Transactions	-133	.....	-133	-904	.....	-904	-130	.....	-130
Offsetting Governmental Receipts	.....	67	-67	.....	860	-860	.....	796	-796
<b>Total--Department of Justice</b>	<b>4,583</b>	<b>126</b>	<b>4,457</b>	<b>45,718</b>	<b>1,722</b>	<b>43,995</b>	<b>45,856</b>	<b>1,529</b>	<b>44,327</b>
<b>Department of Labor:</b>									
Employment and Training Administration:									
Training and Employment Services	349	.....	349	3,952	.....	3,952	3,658	.....	3,658
Office of Job Corps	157	.....	157	1,863	.....	1,863	1,772	.....	1,772
Community Service Employment for Older Americans	32	.....	32	402	.....	402	390	.....	390
Federal Unemployment Benefits and Allowances	6	.....	6	104	.....	104	184	.....	184
Federal Additional Unemployment Compensation Program-Recovery Act	-599	.....	-599	-2,164	.....	-2,164	-459	.....	-459
State Unemployment Insurance and Employment Service Operations	-721	.....	-721	-522	.....	-522	370	.....	370
Payments to the Unemployment Trust Fund	-2,623	.....	-2,623	-2,345	.....	-2,345	-410	.....	-410
Program Administration	16	.....	16	130	.....	130	124	.....	124
Unemployment Trust Fund:									
Federal-State Unemployment Insurance:									
State Unemployment Benefits	3,296	.....	3,296	36,611	.....	36,611	30,181	.....	30,181
State Administrative Expenses	994	.....	994	4,717	.....	4,717	4,054	.....	4,054
Federal Administrative Expenses	76	.....	76	503	.....	503	534	.....	534
Other	503	.....	503	543	.....	543	632	.....	632
<b>Total--Unemployment Trust Fund</b>	<b>4,870</b>	<b>.....</b>	<b>4,870</b>	<b>42,373</b>	<b>.....</b>	<b>42,373</b>	<b>35,401</b>	<b>.....</b>	<b>35,401</b>
Other	2,620	.....	2,620	2,620	.....	2,620	507	.....	507
<b>Total--Employment and Training Administration</b>	<b>4,106</b>	<b>.....</b>	<b>4,106</b>	<b>46,413</b>	<b>.....</b>	<b>46,413</b>	<b>41,538</b>	<b>.....</b>	<b>41,538</b>
Pension Benefit Guaranty Corporation	658	2,067	-1,409	21,717	9,767	11,950	52,611	12,448	40,163
Office of Workers' Compensation Programs:									
Special Benefits	314	.....	314	1,145	.....	1,145	780	.....	780
Energy Employees Occupational Illness Compensation Fund	201	.....	201	2,693	.....	2,693	2,173	.....	2,173
Special Benefits for Disabled Coal Miners	3	.....	3	41	.....	41	43	.....	43
Black Lung Disability Trust Fund	295	.....	295	440	.....	440	335	.....	335
Other	41	.....	41	355	.....	355	355	.....	355
Wage and Hour Division	33	.....	33	318	.....	318	311	.....	311
Occupational Safety and Health Administration	52	.....	52	664	.....	664	664	.....	664
Mine Safety and Health Administration	46	.....	46	395	.....	395	397	.....	397
Bureau of Labor Statistics	79	.....	79	678	.....	678	603	.....	603
Departmental Management	47	.....	47	732	.....	732	622	.....	622
Other	41	.....	41	414	.....	414	406	.....	406
Proprietary Receipts from the Public	.....	7	-7	.....	29	-29	.....	461	-461
Intrabudgetary Transactions	-8	.....	-8	-535	.....	-535	-398	.....	-398
<b>Total--Department of Labor</b>	<b>5,908</b>	<b>2,074</b>	<b>3,835</b>	<b>75,468</b>	<b>9,797</b>	<b>65,672</b>	<b>100,440</b>	<b>12,909</b>	<b>87,531</b>
<b>Department of State:</b>									
Administration of Foreign Affairs:									
Diplomatic and Consular Programs	1,280	.....	1,280	10,453	.....	10,453	10,271	.....	10,271
Educational and Cultural Exchange Programs	87	.....	87	811	.....	811	872	.....	872
Embassy Security, Construction, and Maintenance	347	.....	347	1,811	.....	1,811	1,864	.....	1,864
Payment to Foreign Service Retirement and Disability Fund	450	.....	450	609	.....	609	541	.....	541
Foreign Service Retirement and Disability Fund	100	.....	100	1,189	.....	1,189	1,145	.....	1,145
Other	129	.....	129	5,306	.....	5,306	4,954	.....	4,954
<b>Total--Administration of Foreign Affairs</b>	<b>2,393</b>	<b>.....</b>	<b>2,393</b>	<b>20,179</b>	<b>.....</b>	<b>20,179</b>	<b>19,647</b>	<b>.....</b>	<b>19,647</b>
International Organizations and Conferences	751	.....	751	3,366	.....	3,366	2,926	.....	2,926
Global Health and Child Survival	2,598	.....	2,598	10,848	.....	10,848	8,603	.....	8,603
Migration and Refugee Assistance	836	.....	836	6,455	.....	6,455	5,496	.....	5,496
International Narcotics Control and Law Enforcement	328	.....	328	1,851	.....	1,851	1,388	.....	1,388
Andean Counterdrug Programs	.....	.....	.....	(**)	.....	(**)	(**)	.....	(**)
Other	-204	.....	-204	632	.....	632	911	.....	911
Proprietary Receipts from the Public	.....	380	-380	.....	5,590	-5,590	.....	5,517	-5,517
Intrabudgetary Transactions	-498	.....	-498	-723	.....	-723	-458	.....	-458
<b>Total--Department of State</b>	<b>6,204</b>	<b>380</b>	<b>5,824</b>	<b>42,607</b>	<b>5,590</b>	<b>37,017</b>	<b>38,513</b>	<b>5,517</b>	<b>32,997</b>

**Table 5. Outlays of the U.S. Government, September 2024 and Other Periods - Continued**

[\$ millions]

Classification	This Month			Current Fiscal Year to Date			Prior Fiscal Year to Date		
	Gross Outlays	Applicable Receipts	Outlays	Gross Outlays	Applicable Receipts	Outlays	Gross Outlays	Applicable Receipts	Outlays
<b>Department of Transportation:</b>									
Office of the Secretary	1,566	.....	1,566	3,125	.....	3,125	1,967	.....	1,967
Federal Aviation Administration:									
Operations	632	.....	632	947	.....	947	1,921	.....	1,921
Airport and Airway Trust Fund:									
Grants-In-Aid for Airports	455	.....	455	4,069	.....	4,069	4,496	.....	4,496
Facilities and Equipment	334	.....	334	3,086	.....	3,086	3,082	.....	3,082
Research, Engineering, and Development	25	.....	25	235	.....	235	222	.....	222
Trust Fund Share of FAA Operations	500	.....	500	11,673	.....	11,673	9,994	.....	9,994
Total--Airport and Airway Trust Fund	1,313	.....	1,313	19,062	.....	19,062	17,794	.....	17,794
Other	409	1	407	3,180	93	3,087	4,178	69	4,109
Total--Federal Aviation Administration	2,354	1	2,353	23,190	93	23,096	23,893	69	23,824
Federal Highway Administration:									
Highway Trust Fund:									
Federal-Aid Highways	6,957	.....	6,957	53,666	.....	53,666	48,088	.....	48,088
Other	(**)	.....	(**)	3	.....	3	7	.....	7
Other Programs	836	.....	836	7,454	.....	7,454	5,922	.....	5,922
Total--Federal Highway Administration	7,793	.....	7,793	61,123	.....	61,123	54,018	.....	54,018
Federal Motor Carrier Safety Administration	65	.....	65	892	.....	892	862	.....	862
National Highway Traffic Safety Administration	131	.....	131	1,378	.....	1,378	1,250	.....	1,250
Federal Railroad Administration:									
Capital and Debt Service Grants to the National Railroad Passenger Corporation									
	.....	.....	.....	(**)	.....	(**)	(**)	.....	(**)
Other	490	.....	490	3,875	.....	3,875	3,751	.....	3,751
Total--Federal Railroad Administration	490	.....	490	3,875	.....	3,875	3,751	.....	3,751
Federal Transit Administration:									
Formula Grants	(**)	.....	(**)	(**)	.....	(**)	(**)	.....	(**)
Capital Investment Grants	213	.....	213	2,553	.....	2,553	2,337	.....	2,337
Transit Formula Grants	3,406	.....	3,406	13,686	.....	13,686	9,965	.....	9,965
Other	1,246	.....	1,246	7,176	.....	7,176	11,295	.....	11,295
Total--Federal Transit Administration	4,866	.....	4,866	23,415	.....	23,415	23,598	.....	23,598
Maritime Administration	-120	1	-120	1,029	7	1,022	1,056	7	1,049
Other	-4	(**)	-4	505	42	463	413	40	373
Proprietary Receipts from the Public	.....	184	-184	.....	809	-809	.....	1,012	-1,012
Intrabudgetary Transactions:									
Other	(**)	.....	(**)	-2	.....	-2	-3	.....	-3
Offsetting Governmental Receipts	.....	1	-1	.....	190	-190	.....	153	-153
<b>Total--Department of Transportation</b>	<b>17,141</b>	<b>187</b>	<b>16,954</b>	<b>118,531</b>	<b>1,141</b>	<b>117,389</b>	<b>110,805</b>	<b>1,282</b>	<b>109,523</b>
<b>Department of the Treasury:</b>									
Departmental Offices:									
Exchange Stabilization Fund	.....	118	-118	112	1,619	-1,506	5	1,206	-1,201
Housing and Economic Recovery Programs	(**)	.....	(**)	1	.....	1	1	.....	1
Troubled Asset Relief Program	.....	.....	.....	.....	.....	.....	115	.....	115
ESF - Economic Stabilization Program	(**)	.....	(**)	10	.....	10	12	.....	12
Air Carrier Worker Support	(**)	.....	(**)	1	.....	1	2	.....	2
Coronavirus Relief Fund	98	.....	98	602	.....	602	2,965	.....	2,965
Emergency Capital Investment Program	7	.....	7	321	.....	321	1,585	.....	1,585
Emergency Rental Assistance	5	.....	5	-385	.....	-385	2,873	.....	2,873
Transportation Services	1	.....	1	23	.....	23	-10	.....	-10
Other	219	.....	219	3,253	.....	3,253	4,206	.....	4,206
Bureau of the Fiscal Service:									
Payment to the Resolution Funding Corporation	.....	.....	.....	920	.....	920	920	.....	920
Financial Agent Services	110	.....	110	1,337	.....	1,337	1,151	.....	1,151
Interest Paid to Credit Financing Accounts	10,247	.....	10,247	10,247	.....	10,247	11,883	.....	11,883
Claims, Judgements, and Relief Acts	243	.....	243	1,911	.....	1,911	2,011	.....	2,011
Other	328	.....	328	1,722	(**)	1,722	4,801	2	4,799
Total--Bureau of the Fiscal Service	10,928	.....	10,928	16,136	(**)	16,136	20,765	2	20,764
Federal Financing Bank	1,738	.....	1,738	-155	.....	-155	-233	.....	-233
Alcohol and Tobacco Tax and Trade Bureau:									
Salaries and Expenses	18	.....	18	151	.....	151	138	.....	138
Internal Revenue Collections for Puerto Rico	30	.....	30	394	.....	394	362	.....	362
Bureau of Engraving and Printing	-61	.....	-61	-165	.....	-165	61	.....	61

**Table 5. Outlays of the U.S. Government, September 2024 and Other Periods - Continued**

[\$ millions]

Classification	This Month			Current Fiscal Year to Date			Prior Fiscal Year to Date		
	Gross Outlays	Applicable Receipts	Outlays	Gross Outlays	Applicable Receipts	Outlays	Gross Outlays	Applicable Receipts	Outlays
<b>Department of the Treasury: - Continued</b>									
United States Mint	318	236	82	3,663	3,714	-51	5,193	5,123	70
Internal Revenue Service:									
Taxpayer Services	493	.....	493	4,193	.....	4,193	3,809	.....	3,809
Enforcement	764	.....	764	6,501	.....	6,501	5,322	.....	5,322
Operations Support	695	.....	695	6,228	.....	6,228	5,234	.....	5,234
Build America Bond Payments, Recovery Act	315	.....	315	2,138	.....	2,138	2,470	.....	2,470
Refundable Premium Tax Credits and Cost Sharing Reductions	11,873	.....	11,873	110,195	.....	110,195	82,597	.....	82,597
Payment Where Earned Income Credit Exceeds Liability for Tax	292	.....	292	60,011	.....	60,011	55,468	.....	55,468
Payment Where Child Tax Credit Exceeds Liability for Tax	156	.....	156	26,247	.....	26,247	28,768	.....	28,768
Payment Where American Opportunity Tax Credit Exceeds Liability for Tax	32	.....	32	2,474	.....	2,474	2,612	.....	2,612
Refunding Internal Revenue Collections, Interest	611	.....	611	5,308	.....	5,308	10,229	.....	10,229
Other	1,037	.....	1,037	6,692	2	6,690	58,457	2	58,455
Total--Internal Revenue Service	16,269	.....	16,269	229,987	2	229,985	254,966	2	254,964
Comptroller of the Currency	127	584	-458	1,296	1,225	71	1,146	1,172	-26
Interest on the Public Debt:									
Interest on Treasury Debt Securities (Gross):									
Public Issues (Accrual Basis)	75,913	.....	75,913	896,007	.....	896,007	666,170	.....	666,170
Special Issues (Cash Basis)	8,535	.....	8,535	237,030	.....	237,030	213,137	.....	213,137
Total--Interest on Treasury Debt Securities (Gross)	84,448	.....	84,448	1,133,037	.....	1,133,037	879,307	.....	879,307
Total--Interest on the Public Debt	84,448	.....	84,448	1,133,037	.....	1,133,037	879,307	.....	879,307
Other	16	9	8	178	163	15	167	(**)	166
Proprietary Receipts from the Public	.....	49,514	-49,514	.....	57,143	-57,143	.....	52,652	-52,652
Intrabudgetary Transactions	-3,131	.....	-3,131	-7,742	.....	-7,742	-6,517	.....	-6,517
<b>Total--Department of the Treasury</b>	<b>111,029</b>	<b>50,462</b>	<b>60,568</b>	<b>1,380,719</b>	<b>63,866</b>	<b>1,316,852</b>	<b>1,167,106</b>	<b>60,156</b>	<b>1,106,950</b>
<b>Department of Veterans Affairs:</b>									
Joint DOD-VA Medical Facility Demonstration Fund	68	.....	68	680	.....	680	588	.....	588
Veterans Health Administration:									
Veterans Choice Fund, Veterans Health Administration	(**)	.....	(**)	(**)	.....	(**)	-32	.....	-32
Medical Services	9,968	.....	9,968	101,874	.....	101,874	101,368	.....	101,368
Medical Support and Compliance	939	.....	939	10,372	.....	10,372	9,162	.....	9,162
Medical Facilities	761	.....	761	8,885	.....	8,885	7,201	.....	7,201
Other	187	41	146	2,464	429	2,035	6,956	382	6,574
Benefits Programs:									
Public Enterprise Funds:									
Housing Accounts	(**)	(**)	(**)	(**)	3	-3	(**)	5	-4
Other	84	108	-24	1,006	1,534	-528	827	1,460	-633
Compensation and Pensions	2,302	.....	2,302	161,232	.....	161,232	151,207	.....	151,207
Readjustment Benefits	1,079	.....	1,079	13,400	.....	13,400	12,446	.....	12,446
Veterans Housing Benefit Program Fund	13	.....	13	1,714	.....	1,714	998	.....	998
Insurance Funds:									
National Service Life	22	.....	22	278	.....	278	305	.....	305
Veterans Special Life	12	(**)	11	174	29	145	142	35	107
Other	81	6	75	24,361	60	24,301	4,435	22	4,414
Total--Benefits Programs	3,594	115	3,479	202,165	1,627	200,538	170,361	1,521	168,840
Departmental Administration:									
Construction	-22	.....	-22	883	.....	883	2,350	.....	2,350
Information Technology Systems	480	.....	480	6,111	.....	6,111	5,394	.....	5,394
General Operating Expenses	(**)	.....	(**)	(**)	.....	(**)	8	.....	8
Other	253	.....	253	2,786	.....	2,786	4,459	.....	4,459
Proprietary Receipts from the Public:									
National Service Life	.....	(**)	(**)	.....	9	-9	.....	18	-18
Other	.....	578	-578	.....	9,400	-9,400	.....	4,858	-4,858
Intrabudgetary Transactions	274	.....	274	250	.....	250	-10	.....	-10
<b>Total--Department of Veterans Affairs</b>	<b>16,502</b>	<b>735</b>	<b>15,767</b>	<b>336,469</b>	<b>11,465</b>	<b>325,004</b>	<b>307,805</b>	<b>6,779</b>	<b>301,026</b>
<b>Corps of Engineers:</b>									
Construction	540	.....	540	3,999	.....	3,999	1,824	.....	1,824
Operation and Maintenance	-407	.....	-407	2,815	.....	2,815	3,333	.....	3,333
Flood Control and Coastal Emergencies	-67	.....	-67	478	.....	478	405	.....	405
Harbor Maintenance Trust Fund	1,083	.....	1,083	2,697	.....	2,697	1,297	.....	1,297

**Table 5. Outlays of the U.S. Government, September 2024 and Other Periods - Continued**

[\$ millions]

Classification	This Month			Current Fiscal Year to Date			Prior Fiscal Year to Date		
	Gross Outlays	Applicable Receipts	Outlays	Gross Outlays	Applicable Receipts	Outlays	Gross Outlays	Applicable Receipts	Outlays
<b>Corps of Engineers: - Continued</b>									
Rivers and Harbors Contributed Funds	61	.....	61	649	.....	649	427	.....	427
Other	-60	.....	-60	1,635	.....	1,635	1,579	.....	1,579
Proprietary Receipts from the Public	.....	41	-41	.....	929	-929	.....	1,060	-1,060
Intrabudgetary Transactions	(**)	.....	(**)	(**)	.....	(**)	(**)	.....	(**)
<b>Total--Corps of Engineers</b>	<b>1,151</b>	<b>41</b>	<b>1,110</b>	<b>12,274</b>	<b>929</b>	<b>11,345</b>	<b>8,866</b>	<b>1,060</b>	<b>7,806</b>
<b>Other Defense Civil Programs:</b>									
Military Retirement:									
Payment to Military Retirement Fund	.....	.....	.....	151,521	.....	151,521	120,438	.....	120,438
Military Retirement Fund	556	.....	556	72,160	.....	72,160	74,680	.....	74,680
Retiree Health Care:									
Payment to Department of Defense Medicare-Eligible Retiree Health Care Fund	.....	.....	.....	9,584	.....	9,584	9,981	.....	9,981
Department of Defense Medicare-Eligible Retiree Health Care Fund	781	.....	781	12,286	.....	12,286	11,568	.....	11,568
Educational Benefits	9	.....	9	160	.....	160	159	.....	159
Other	35	.....	35	346	.....	346	408	.....	408
Proprietary Receipts from the Public	.....	2	-2	.....	23	-23	.....	26	-26
Intrabudgetary Transactions	-624	.....	-624	-179,813	.....	-179,813	-148,279	.....	-148,279
<b>Total--Other Defense Civil Programs</b>	<b>757</b>	<b>2</b>	<b>755</b>	<b>66,243</b>	<b>23</b>	<b>66,220</b>	<b>68,954</b>	<b>26</b>	<b>68,928</b>
<b>Environmental Protection Agency:</b>									
Science and Technology	76	.....	76	808	.....	808	748	.....	748
Environmental Programs and Management	321	.....	321	3,211	.....	3,211	2,948	.....	2,948
State and Tribal Assistance Grants	736	.....	736	7,315	.....	7,315	7,069	.....	7,069
Payment to the Hazardous Substance Superfund	.....	.....	.....	283	.....	283	1,218	.....	1,218
Hazardous Substance Superfund	194	.....	194	2,006	.....	2,006	1,657	.....	1,657
Other	591	3	588	846	69	777	581	66	515
Proprietary Receipts from the Public	.....	22	-22	.....	407	-407	.....	309	-309
Intrabudgetary Transactions	-42	.....	-42	-261	.....	-261	-1,229	.....	-1,229
Offsetting Governmental Receipts	.....	2	-2	.....	33	-33	.....	32	-32
<b>Total--Environmental Protection Agency</b>	<b>1,875</b>	<b>26</b>	<b>1,848</b>	<b>14,208</b>	<b>509</b>	<b>13,699</b>	<b>12,992</b>	<b>406</b>	<b>12,586</b>
<b>Executive Office of the President:</b>									
The White House	6	.....	6	80	.....	80	71	.....	71
Office of Management and Budget	16	.....	16	143	.....	143	125	.....	125
Unanticipated Needs	-16	.....	-16	52	.....	52	53	.....	53
Other	42	.....	42	347	.....	347	311	.....	311
Proprietary Receipts from the Public	.....	(**)	(**)	.....	(**)	(**)	.....	(**)	(**)
Intrabudgetary Transactions	-15	.....	-15	-14	.....	-14	-16	.....	-16
<b>Total--Executive Office of the President</b>	<b>33</b>	<b>(**)</b>	<b>33</b>	<b>607</b>	<b>(**)</b>	<b>607</b>	<b>543</b>	<b>(**)</b>	<b>543</b>
<b>General Services Administration:</b>									
Real Property Activities	-126	.....	-126	-633	.....	-633	-831	.....	-831
Supply and Technology Activities	-217	.....	-217	126	.....	126	-68	.....	-68
General Activities	-29	.....	-29	307	.....	307	307	.....	307
Proprietary Receipts from the Public	.....	-21	21	.....	25	-25	.....	93	-93
Intrabudgetary Transactions	(**)	.....	(**)	-19	.....	-19	-16	.....	-16
<b>Total--General Services Administration</b>	<b>-371</b>	<b>-21</b>	<b>-350</b>	<b>-219</b>	<b>25</b>	<b>-244</b>	<b>-607</b>	<b>93</b>	<b>-700</b>
<b>International Assistance Programs:</b>									
Millennium Challenge Corporation	72	.....	72	731	.....	731	730	.....	730
International Security Assistance:									
Foreign Military Financing Program	3,692	.....	3,692	11,581	.....	11,581	6,865	.....	6,865
Economic Support Fund	439	.....	439	9,461	.....	9,461	21,070	.....	21,070
Other	211	.....	211	1,488	22	1,466	1,463	25	1,438
Proprietary Receipts from the Public	.....	.....	.....	.....	85	-85	.....	219	-219
<b>Total--International Security Assistance</b>	<b>4,342</b>	<b>.....</b>	<b>4,342</b>	<b>22,530</b>	<b>108</b>	<b>22,422</b>	<b>29,399</b>	<b>244</b>	<b>29,155</b>
Multilateral Assistance:									
Contribution to the International Development Association	.....	.....	.....	1,630	.....	1,630	1,430	.....	1,430
Other	211	.....	211	1,349	.....	1,349	1,319	.....	1,319
Proprietary Receipts from the Public	.....	.....	.....	.....	1	-1	.....	.....	.....
<b>Total--Multilateral Assistance</b>	<b>211</b>	<b>.....</b>	<b>211</b>	<b>2,979</b>	<b>1</b>	<b>2,978</b>	<b>2,749</b>	<b>.....</b>	<b>2,749</b>
Agency for International Development:									
Development Assistance Program	412	.....	412	3,551	.....	3,551	3,368	.....	3,368
Assistance for Europe, Eurasia and Central Asia	92	.....	92	890	.....	890	1,083	.....	1,083

**Table 5. Outlays of the U.S. Government, September 2024 and Other Periods - Continued**

[\$ millions]

Classification	This Month			Current Fiscal Year to Date			Prior Fiscal Year to Date		
	Gross Outlays	Applicable Receipts	Outlays	Gross Outlays	Applicable Receipts	Outlays	Gross Outlays	Applicable Receipts	Outlays
<b>International Assistance Programs: - Continued</b>									
International Disaster Assistance	522	.....	522	6,390	.....	6,390	9,260	.....	9,260
Operating Expenses	239	.....	239	1,838	.....	1,838	1,667	.....	1,667
Other	-218	.....	-218	-66	(**)	-66	827	(**)	827
Proprietary Receipts from the Public	.....	3	-3	.....	400	-400	.....	722	-722
Intrabudgetary Transactions	-6	.....	-6	-11	.....	-11	-7	.....	-7
<b>Total--Agency for International Development</b>	<b>1,041</b>	<b>3</b>	<b>1,037</b>	<b>12,593</b>	<b>400</b>	<b>12,193</b>	<b>16,198</b>	<b>722</b>	<b>15,475</b>
Overseas Private Investment Corporation:									
Overseas Private Investment Corporation Accounts	(**)	.....	(**)	(**)	.....	(**)	5	(**)	5
Total--Overseas Private Investment Corporation	(**)	.....	(**)	(**)	.....	(**)	5	(**)	5
Peace Corps	58	(**)	58	486	(**)	486	441	-1	441
Proprietary Receipts	.....	(**)	(**)	.....	1	-1	.....	(**)	(**)
Military Sales Program:									
Foreign Military Sales Trust Fund	5,302	.....	5,302	48,726	.....	48,726	39,700	.....	39,700
Other	9	14	-5	121	130	-9	194	166	28
Proprietary Receipts from the Public	.....	5,497	-5,497	.....	52,079	-52,079	.....	52,678	-52,678
Other	71	46	25	1,369	1,023	346	1,089	645	445
<b>Total--International Assistance Programs</b>	<b>11,105</b>	<b>5,560</b>	<b>5,545</b>	<b>89,536</b>	<b>53,742</b>	<b>35,794</b>	<b>90,505</b>	<b>54,455</b>	<b>36,050</b>
<b>National Aeronautics and Space Administration:</b>									
Science	665	.....	665	7,706	.....	7,706	7,871	.....	7,871
Aeronautics	80	.....	80	947	.....	947	859	.....	859
Exploration	487	.....	487	7,203	.....	7,203	7,447	.....	7,447
Cross Agency Support	239	.....	239	3,099	.....	3,099	3,135	.....	3,135
Space Operations	508	.....	508	4,340	.....	4,340	4,170	.....	4,170
Other	115	.....	115	1,724	.....	1,724	1,844	.....	1,844
Proprietary Receipts from the Public	.....	1	-1	.....	3	-3	.....	4	-4
Intrabudgetary Transactions	(**)	.....	(**)	-1	.....	-1	-3	.....	-3
<b>Total--National Aeronautics and Space Administration</b>	<b>2,094</b>	<b>1</b>	<b>2,093</b>	<b>25,018</b>	<b>3</b>	<b>25,015</b>	<b>25,323</b>	<b>4</b>	<b>25,319</b>
<b>National Science Foundation:</b>									
Research and Related Activities	796	.....	796	7,346	.....	7,346	7,158	.....	7,158
Education and Human Resources	147	.....	147	1,348	.....	1,348	1,206	.....	1,206
Other	87	.....	87	744	.....	744	618	.....	618
Proprietary Receipts from the Public	.....	15	-15	.....	47	-47	.....	31	-31
<b>Total--National Science Foundation</b>	<b>1,031</b>	<b>15</b>	<b>1,015</b>	<b>9,438</b>	<b>47</b>	<b>9,392</b>	<b>8,982</b>	<b>31</b>	<b>8,951</b>
<b>Office of Personnel Management:</b>									
Government Payment for Annuitants, Employees Health and Life Insurance Benefits									
Life Insurance Benefits	1,247	.....	1,247	15,074	.....	15,074	14,491	.....	14,491
Payment to Civil Service Retirement and Disability Fund	53,255	.....	53,255	53,255	.....	53,255	49,889	.....	49,889
Postal Service Retiree Health Benefits Fund	383	.....	383	4,543	.....	4,543	4,352	.....	4,352
Civil Service Retirement and Disability Fund	8,870	.....	8,870	107,735	.....	107,735	104,147	.....	104,147
Employees Life Insurance Fund	299	391	-92	3,897	6,336	-2,439	3,821	5,326	-1,505
Employees and Retired Employees Health Benefits Fund	5,814	5,819	-5	70,120	68,317	1,803	65,551	63,829	1,722
Other	-18	.....	-18	195	.....	195	143	.....	143
Proprietary Receipts from the Public	.....	(**)	(**)	.....	1	-1	.....	5	-5
Intrabudgetary Transactions:									
Postal Service Contributions	-3	.....	-3	-689	.....	-689	-795	.....	-795
Civil Service Retirement and Disability Fund:									
General Fund Contributions	-53,255	.....	-53,255	-53,255	.....	-53,255	-49,889	.....	-49,889
Other	-4	.....	-4	-47	.....	-47	-43	.....	-43
<b>Total--Office of Personnel Management</b>	<b>16,588</b>	<b>6,210</b>	<b>10,378</b>	<b>200,827</b>	<b>74,654</b>	<b>126,173</b>	<b>191,668</b>	<b>69,161</b>	<b>122,508</b>
<b>Small Business Administration:</b>									
Salaries and Expenses	168	.....	168	1,036	(**)	1,036	242	.....	242
Business Loans Program	2	(**)	2	546	1	545	350	2	348
Disaster Loans Program	46	(**)	46	34,146	(**)	34,146	29,928	(**)	29,928
Other	46	4	42	452	30	423	549	27	522
Proprietary Receipts from the Public	.....	55	-55	.....	2,945	-2,945	.....	4,967	-4,967
Intrabudgetary Transactions	2	.....	2	-7	.....	-7	-1	.....	-1
<b>Total--Small Business Administration</b>	<b>263</b>	<b>58</b>	<b>205</b>	<b>36,173</b>	<b>2,976</b>	<b>33,197</b>	<b>31,067</b>	<b>4,996</b>	<b>26,072</b>
<b>Social Security Administration:</b>									
Payments to Social Security Trust Funds	29	.....	29	53,768	.....	53,768	50,801	.....	50,801
Supplemental Security Income Program	723	.....	723	61,931	.....	61,931	64,588	.....	64,588
Federal Old-Age and Survivors Insurance Trust Fund (Off-Budget):									

**Table 5. Outlays of the U.S. Government, September 2024 and Other Periods - Continued**

[\$ millions]

Classification	This Month			Current Fiscal Year to Date			Prior Fiscal Year to Date		
	Gross Outlays	Applicable Receipts	Outlays	Gross Outlays	Applicable Receipts	Outlays	Gross Outlays	Applicable Receipts	Outlays
<b>Social Security Administration: - Continued</b>									
Benefit Payments	110,436	.....	110,436	1,293,782	.....	1,293,782	1,192,149	.....	1,192,149
Administrative Expenses	648	.....	648	4,754	.....	4,754	4,279	.....	4,279
Payment to Railroad Retirement Account	.....	.....	.....	5,860	.....	5,860	5,576	.....	5,576
<b>Total--Federal Old-Age and Survivors Insurance Trust Fund (Off-Budget)</b>	<b>111,084</b>	<b>.....</b>	<b>111,084</b>	<b>1,304,397</b>	<b>.....</b>	<b>1,304,397</b>	<b>1,202,005</b>	<b>.....</b>	<b>1,202,005</b>
Federal Disability Insurance Trust Fund (Off-Budget):									
Benefit Payments	13,103	.....	13,103	153,918	.....	153,918	149,667	.....	149,667
Administrative Expenses	39	.....	39	2,520	.....	2,520	2,792	.....	2,792
Payment to Railroad Retirement Account	.....	.....	.....	74	.....	74	60	.....	60
<b>Total--Federal Disability Insurance Trust Fund (Off-Budget)</b>	<b>13,142</b>	<b>.....</b>	<b>13,142</b>	<b>156,511</b>	<b>.....</b>	<b>156,511</b>	<b>152,519</b>	<b>.....</b>	<b>152,519</b>
Other	15	.....	15	189	.....	189	166	.....	166
Proprietary Receipts from the Public:									
On-Budget	.....	460	-460	.....	3,299	-3,299	.....	2,744	-2,744
Off-Budget	.....	40	-40	.....	-3	3	.....	25	-25
Intrabudgetary Transactions:									
Off-Budget <sup>1</sup>	-28	.....	-28	-53,765	.....	-53,765	-50,981	.....	-50,981
<b>Total--Social Security Administration</b>	<b>124,965</b>	<b>500</b>	<b>124,465</b>	<b>1,523,030</b>	<b>3,297</b>	<b>1,519,734</b>	<b>1,419,097</b>	<b>2,769</b>	<b>1,416,328</b>
Independent Agencies									
United States Agency for Global Media	72	(**)	71	883	(**)	883	894	(**)	894
Bureau of Consumer Financial Protection	75	.....	75	1,201	(**)	1,201	765	(**)	765
Corporation for National and Community Service	105	2	103	1,256	9	1,247	1,012	1	1,011
Corporation for Public Broadcasting	.....	.....	.....	585	.....	585	535	.....	535
District of Columbia:									
Courts	30	.....	30	365	(**)	365	326	(**)	326
General and Special Payments	52	(**)	52	689	99	590	705	90	615
Equal Employment Opportunity Commission	36	1	36	471	7	463	450	4	446
Export-Import Bank of the United States	18	.....	18	106	623	-517	256	429	-173
Federal Communications Commission:									
Universal Service Fund	740	.....	740	8,719	.....	8,719	8,241	.....	8,241
Other	-114	2	-116	9,128	24	9,104	9,714	30	9,684
Federal Deposit Insurance Corporation:									
Deposit Insurance Fund	-5,459	.....	-5,459	37,102	.....	37,102	91,709	.....	91,709
FSLIC Resolution Fund	(**)	4	-4	(**)	53	-52	(**)	43	-43
Office of Inspector General	48	.....	48	48	.....	48	47	.....	47
<b>Total--Federal Deposit Insurance Corporation</b>	<b>-5,411</b>	<b>4</b>	<b>-5,415</b>	<b>37,150</b>	<b>53</b>	<b>37,097</b>	<b>91,757</b>	<b>43</b>	<b>91,713</b>
Federal Drug Control Programs	21	.....	21	398	.....	398	413	.....	413
Federal Housing Finance Agency	27	.....	27	362	.....	362	360	.....	360
Institute of Museum and Library Services	19	1	17	282	1	281	344	(**)	344
Intelligence Community Management Account	-9	.....	-9	515	.....	515	560	.....	560
Legal Services Corporation	.....	.....	.....	560	.....	560	580	.....	580
National Archives and Records Administration	50	2	48	517	18	500	447	16	431
National Credit Union Administration	29	33	-4	736	1,615	-878	1,385	1,869	-484
National Endowment for the Arts	20	(**)	20	221	(**)	221	231	1	230
National Endowment for the Humanities	23	(**)	23	206	(**)	206	249	(**)	249
National Labor Relations Board	25	(**)	25	302	(**)	301	286	(**)	285
Nuclear Regulatory Commission	82	109	-27	960	801	159	898	774	124
Postal Service:									
Off-Budget:									
Public Enterprise Funds	7,854	6,589	1,265	101,692	98,079	3,613	109,909	104,413	5,497
Other	(**)	.....	(**)	271	.....	271	272	.....	272
Other	.....	.....	.....	81	.....	81	50	.....	50
Railroad Retirement Board:									
Federal Windfall Subsidy	(**)	.....	(**)	6	.....	6	8	.....	8
Federal Payments to the Railroad Retirement Accounts	1	.....	1	963	.....	963	886	.....	886
Railroad Unemployment Insurance Trust Fund:									
Benefit Payments	8	.....	8	60	.....	60	61	.....	61
Transfer To Administrative Funds	2	.....	2	22	.....	22	20	.....	20
Other	(**)	.....	(**)	(**)	.....	(**)	(**)	.....	(**)
Rail Industry Pension Fund:									
Benefit Payments	480	.....	480	5,775	.....	5,775	5,720	.....	5,720
OASDI Certifications	(**)	.....	(**)	-2	.....	-2	-3	.....	-3

**Table 5. Outlays of the U.S. Government, September 2024 and Other Periods - Continued**

[\$ millions]

Classification	This Month			Current Fiscal Year to Date			Prior Fiscal Year to Date		
	Gross Outlays	Applicable Receipts	Outlays	Gross Outlays	Applicable Receipts	Outlays	Gross Outlays	Applicable Receipts	Outlays
Independent Agencies - Continued	.....	.....	.....	.....	.....	.....	.....	.....	.....
Transfer to Administrative Funds	8	.....	8	96	.....	96	100	.....	100
Other	2	.....	2	3	.....	3	(**)	.....	(**)
National Railroad Retirement Investment Trust:									
Administrative Expenses	6	.....	6	61	.....	61	57	.....	57
Transfers to the Railroad Retirement Trust Funds from the National Railroad Retirement Investment Trust	160	.....	160	1,180	.....	1,180	1,415	.....	1,415
Railroad Social Security Equivalent Benefit Account:									
Benefit Payments	713	.....	713	8,683	.....	8,683	8,382	.....	8,382
Transfer To Administrative Funds	2	.....	2	22	.....	22	22	.....	22
Other	3	.....	3	21	.....	21	-6	.....	-6
Proprietary Receipts from the Public	.....	415	-415	.....	3,426	-3,426	.....	1,936	-1,936
Intrabudgetary Transactions:									
Payments from Other Funds to the Railroad Retirement Trust Funds	.....	.....	.....	-5,933	.....	-5,933	-5,636	.....	-5,636
Other	-161	.....	-161	-2,145	.....	-2,145	-2,303	.....	-2,303
<b>Total--Railroad Retirement Board</b>	<b>1,223</b>	<b>415</b>	<b>809</b>	<b>8,811</b>	<b>3,426</b>	<b>5,384</b>	<b>8,722</b>	<b>1,936</b>	<b>6,787</b>
Securities and Exchange Commission	-1,534	(**)	-1,534	725	-1	725	299	1	298
Smithsonian Institution	174	(**)	174	1,425	(**)	1,425	1,399	(**)	1,399
Tennessee Valley Authority	4,471	4,387	84	47,179	46,510	669	39,484	39,300	183
Other	408	49	359	4,372	1,109	3,263	4,068	1,083	2,985
<b>Total--Independent Agencies</b>	<b>8,487</b>	<b>11,593</b>	<b>-3,106</b>	<b>230,167</b>	<b>152,374</b>	<b>77,793</b>	<b>284,612</b>	<b>149,991</b>	<b>134,620</b>
<b>Undistributed Offsetting Receipts:</b>									
Other Interest	-1	.....	-1	-10	1	-11	-7	1	-8
Employer Share, Employee Retirement:									
Department of Health and Human Services:									
Federal Hospital Insurance Trust Fund:									
Federal Employer Contributions	-431	.....	-431	-4,873	.....	-4,873	-4,595	.....	-4,595
Postal Service Employer Contributions	-76	.....	-76	-819	.....	-819	-727	.....	-727
Department of State:									
Foreign Service Retirement and Disability Fund	-38	.....	-38	-445	.....	-445	-415	.....	-415
Other Defense Civil Programs:									
Military Retirement Fund	-2,351	.....	-2,351	-44,806	.....	-44,806	-37,973	.....	-37,973
Department of Defense Medicare-Eligible Retiree Health Care Fund	.....	.....	.....	-10,837	.....	-10,837	-10,033	.....	-10,033
Office of Personnel Management:									
Civil Service Retirement and Disability Fund	-5,983	.....	-5,983	-54,633	.....	-54,633	-49,564	.....	-49,564
Social Security Administration:									
Federal Old-Age and Survivors Insurance Trust Fund:									
Federal Employer Contributions	-1,797	.....	-1,797	-19,917	.....	-19,917	-18,533	.....	-18,533
Federal Disability Insurance Trust Fund:									
Federal Employer Contributions	-305	.....	-305	-3,382	.....	-3,382	-3,146	.....	-3,146
Other	(**)	.....	(**)	-6	.....	-6	-6	.....	-6
Total--Employer Share, Employee Retirement	-10,980	.....	-10,980	-139,718	.....	-139,718	-124,992	.....	-124,992
Interest Received by Trust Funds:									
Judicial Branch:									
Judicial Survivors Annuity Fund	(**)	.....	(**)	-31	.....	-31	-31	.....	-31
Department of Health and Human Services:									
Federal Hospital Insurance Trust Fund	-18	.....	-18	-6,075	.....	-6,075	-5,350	.....	-5,350
Federal Supplementary Medical Insurance Trust Fund	-19	.....	-19	-4,015	.....	-4,015	-4,403	.....	-4,403
Department of Homeland Security:									
Oil Spill Liability Trust Fund	-28	.....	-28	-362	.....	-362	-235	.....	-235
Other	-1	.....	-1	-86	.....	-86	-24	.....	-24
Department of Labor:									
Unemployment Trust Fund	-44	.....	-44	-2,276	.....	-2,276	-1,359	.....	-1,359
Department of State:									
Foreign Service Retirement and Disability Fund	(**)	.....	(**)	-602	.....	-602	-513	.....	-513
Department of Transportation:									
Airport and Airway Trust Fund	-7	.....	-7	-493	.....	-493	-256	.....	-256
Highway Trust Fund	-435	.....	-435	-6,062	.....	-6,062	-5,700	.....	-5,700
Department of Veterans Affairs:									
National Service Life Insurance Fund	(**)	.....	(**)	-20	.....	-20	-27	.....	-27
United States Government Life Insurance Fund	(**)	.....	(**)	(**)	.....	(**)	(**)	.....	(**)
Corps of Engineers	-72	.....	-72	-601	.....	-601	-352	.....	-352
Other Defense Civil Programs:									
Military Retirement Fund	-3,191	.....	-3,191	-67,904	.....	-67,904	-59,711	.....	-59,711
Educational Benefits Fund	-2	.....	-2	-23	.....	-23	-26	.....	-26

**Table 5. Outlays of the U.S. Government, September 2024 and Other Periods - Continued**

[\$ millions]

Classification	This Month			Current Fiscal Year to Date			Prior Fiscal Year to Date		
	Gross Outlays	Applicable Receipts	Outlays	Gross Outlays	Applicable Receipts	Outlays	Gross Outlays	Applicable Receipts	Outlays
<b>Undistributed Offsetting Receipts: - Continued</b>									
Armed Forces Retirement Home	-1	.....	-1	-10	.....	-10	-7	.....	-7
Environmental Protection Agency	-468	.....	-468	-682	.....	-682	-341	.....	-341
Office of Personnel Management:									
Civil Service Retirement and Disability Fund	-24	.....	-24	-26,597	.....	-26,597	-23,886	.....	-23,886
Social Security Administration:									
Federal Old-Age and Survivors Insurance Trust Fund	-308	.....	-308	-62,891	.....	-62,891	-63,267	.....	-63,267
Federal Disability Insurance Trust Fund	-18	.....	-18	-4,529	.....	-4,529	-3,240	.....	-3,240
Independent Agencies:									
Railroad Retirement Board	-12	.....	-12	-46	.....	-46	-40	.....	-40
Other	-5	.....	-5	-84	.....	-84	-35	.....	-35
Other	-28	.....	-28	-435	.....	-435	-341	.....	-341
Total--Interest Received by Trust Funds	-4,682	.....	-4,682	-183,823	.....	-183,823	-169,144	.....	-169,144
Rents and Royalties on the Outer Continental Shelf Lands	.....	611	-611	.....	7,020	-7,020	.....	6,934	-6,934
<b>Total--Undistributed Offsetting Receipts</b>	<b>-15,662</b>	<b>611</b>	<b>-16,273</b>	<b>-323,550</b>	<b>7,021</b>	<b>-330,572</b>	<b>-294,143</b>	<b>6,935</b>	<b>-301,078</b>
<b>Total Outlays</b>	<b>568,546</b>	<b>105,189</b>	<b>463,357</b>	<b>7,390,035</b>	<b>638,484</b>	<b>6,751,552</b>	<b>7,096,481</b>	<b>961,956</b>	<b>6,134,526</b>
<b>Total On-Budget</b>	<b>438,922</b>	<b>98,560</b>	<b>340,361</b>	<b>5,971,648</b>	<b>540,408</b>	<b>5,431,240</b>	<b>5,770,943</b>	<b>857,518</b>	<b>4,913,425</b>
<b>Total Off-Budget</b>	<b>129,624</b>	<b>6,629</b>	<b>122,995</b>	<b>1,418,388</b>	<b>98,076</b>	<b>1,320,311</b>	<b>1,325,538</b>	<b>104,438</b>	<b>1,221,100</b>
<b>Total Surplus (+) or Deficit (-)</b>			<b>+64,263</b>			<b>-1,832,816</b>			<b>-1,695,240</b>
<b>Total On-Budget</b>			<b>+81,061</b>			<b>-1,772,387</b>			<b>-1,667,895</b>
<b>Total Off-Budget</b>			<b>-16,798</b>			<b>-60,429</b>			<b>-27,345</b>

**MEMORANDUM**

Receipts Offset Against Outlays (In Millions)

	Current Fiscal Year to Date	Comparable Period Prior Fiscal Year
Proprietary Receipts	353,778	687,355
Intrabudgetary Transactions	1,159,315	1,048,325
Governmental Receipts	16,066	14,856
<b>Total Receipts Offset Against Outlays</b>	<b>1,529,159</b>	<b>1,750,535</b>

1 Includes FICA and SECA tax credits, non-contributory military service credits, special benefits for the aged and credit for the unnegotiated OASI benefit checks.

Note: Details may not add to totals due to rounding.  
 ... No Transactions  
 (\*\*) Less than absolute value of \$500,000



**Table 6. Means of Financing the Deficit or Disposition of Surplus by the U.S. Government, September 2024 and Other Periods**

[\$ millions]

Assets and Liabilities Directly Related to Budget Off-Budget Activity	Net Transactions (-) denotes net reduction of either liability or asset accounts			Account Balances Current Fiscal Year		
	This Month	Fiscal Year to Date		Beginning of		Close of This Month
		This Year	Prior Year	This Year	This Month	
<b>Liability Accounts:</b>						
Borrowing from the Public:						
Treasury Securities, Issued Under General Financing Authorities:						
Debt Held by the Public	139,307	1,977,170	2,030,950	26,330,142	28,168,004	28,307,311
Intragovernmental Holdings	69,310	320,170	207,473	6,837,192	7,088,052	7,157,362
Total Treasury Securities Outstanding	208,617	2,297,340	2,238,422	33,167,334	35,256,057	35,464,674
Plus Premium on Treasury Securities	1,516	4,854	-500	65,691	69,030	70,546
Less Discount on Treasury Securities	-4,725	61,132	87,692	264,594	330,452	325,726
Total Treasury Securities Net of Premium and Discount	214,858	2,241,062	2,150,231	32,968,431	34,994,634	35,209,493
Agency Securities, Issued Under Special Financing Authorities (See Schedule B; for Other Agency Borrowing, See Schedule C)						
Total Federal Securities	95	698	215	19,568	20,170	20,265
Total Federal Securities	214,953	2,241,760	2,150,446	32,987,998	35,014,805	35,229,758
Deduct:						
Federal Securities Held as Investments of Government Accounts (See Schedule D)						
Less Discount on Federal Securities Held as Investments of Government Accounts	71,824	321,124	209,130	6,817,835	7,067,135	7,138,959
Net Federal Securities Held as Investments of Government Accounts	579	39,174	41,353	69,341	107,936	108,514
Total Borrowing from the Public	71,246	281,950	167,777	6,748,494	6,959,199	7,030,445
Total Borrowing from the Public	143,708	1,959,809	1,982,669	26,239,504	28,055,606	28,199,313
Accrued Interest Payable to the Public	7,934	17,323	35,497	116,746	126,135	134,069
Allocations of Special Drawing Rights	1,121	4,754	4,032	151,041	154,674	155,795
Uninvested Balances, Deposit Funds	3,081	3,134	3,126	30,566	30,619	33,700
Miscellaneous Liability Accounts (Includes Checks Outstanding Etc.)	-1,233	9,479	-1,816	29,359	40,072	38,839
<b>Total Liability Accounts</b>	<b>154,611</b>	<b>1,994,499</b>	<b>2,023,507</b>	<b>26,567,216</b>	<b>28,407,105</b>	<b>28,561,716</b>
<b>Asset Accounts (Deduct)</b>						
Cash and Monetary Assets:						
U.S. Treasury Operating Cash:						
Federal Reserve Account <sup>1</sup>	176,213	228,836	20,896	656,889	709,513	885,725
Balance	176,213	228,836	20,896	656,889	709,513	885,725
Special Drawing Rights:						
Total Holdings	1,244	10,837	8,883	162,058	171,651	172,895
SDR Certificates Issued to Federal Reserve Banks	.....	-5,000	.....	-5,200	-10,200	-10,200
Balance	1,244	5,837	8,883	156,858	161,451	162,695
Reserve Position on the U.S. Quota in the IMF:						
U.S. Subscription to International Monetary Fund:						
Direct Quota Payments	.....	.....	.....	111,629	111,629	111,629
Maintenance of Value Adjustments	811	3,436	2,913	-2,494	131	942
Letter of Credit Issued to IMF	-415	-2,701	-174	-78,365	-80,651	-81,066
Dollar Deposits with the IMF	(**)	91	-51	-370	-279	-279
Receivable/Payable (-) for Interim Maintenance of Value Adjustments	1,095	-4,063	-2,051	1,570	-3,588	-2,493
Balance	1,490	-3,237	636	31,970	27,243	28,733
Loans to International Monetary Fund	.....	-79	-451	79	(**)	(**)
Other Cash and Monetary Assets	-817	-1,443	1,180	26,995	26,369	25,552
Total Cash and Monetary Assets	178,130	229,914	31,143	872,792	924,575	1,102,706
Non-Federal Securities of the National Railroad Retirement Investment Trust						
Net Activity, Guaranteed Loan Financing (See Schedule E)	235	1,662	546	24,469	25,896	26,131
Net Activity, Direct Loan Financing (See Schedule E)	3,765	27,058	37,225	82,652	105,945	109,710
Miscellaneous Asset Accounts	39,612	-92,449	259,432	1,598,363	1,466,302	1,505,914
Miscellaneous Asset Accounts	8	-91	-115	104	5	13
<b>Total Asset Accounts</b>	<b>221,750</b>	<b>166,094</b>	<b>328,231</b>	<b>2,578,380</b>	<b>2,522,724</b>	<b>2,744,474</b>
<b>Excess of Liabilities (+) or Assets (-)</b>	<b>-67,139</b>	<b>1,828,405</b>	<b>1,695,276</b>	<b>23,988,837</b>	<b>25,884,381</b>	<b>25,817,242</b>
Transactions Not Applied to Current Year's Surplus or Deficit (See Schedule A for Details)						
Total Budget and Off-Budget Federal Entities (Financing of Deficit (+) or Disposition of Surplus (-))	2,876	4,411	-37	.....	1,535	4,411
<b>Total Budget and Off-Budget Federal Entities (Financing of Deficit (+) or Disposition of Surplus (-))</b>	<b>-64,263</b>	<b>1,832,816</b>	<b>1,695,240</b>	<b>23,988,837</b>	<b>25,885,916</b>	<b>25,821,653</b>

1 Major sources of information used to determine Treasury's operating cash balance include Federal Reserve Banks, Treasury Regional Finance Centers, Internal Revenue Service Centers, various electronic systems, and information on the Public Debt. Information is presented on a modified cash basis. Deposits are

reflected as received and withdrawals are reflected as processed.

Note: Details may not add to totals due to rounding.

... No Transactions

(\*\*) Less than absolute value of \$500,000

**Table 6. Schedule A-Analysis of Change in Excess of Liabilities of the U.S. Government, September 2024 and Other Periods**  
[\$ millions]

Classification	This Month	Fiscal Year to Date	
		This Year	Prior Year
<b>Excess of Liabilities Beginning of Period:</b>			
Based on Composition of Unified Budget in Preceding Period	25,884,381	23,988,837	21,746,382
Adjustments During Current Fiscal Year for Changes in Composition of Unified Budget:			
Revisions by Federal Agencies to the Prior Budget Results	.....	.....	547,178
Excess of Liabilities Beginning of Period (Current Basis)	25,884,381	23,988,837	22,293,560
<b>Budget Surplus (-) or Deficit:</b>			
Based on Composition of Unified Budget in Prior Fiscal Year	-64,263	1,832,816	1,695,240
Total Surplus (-) or Deficit (Table 2)	-64,263	1,832,816	1,695,240
Total-On-Budget (Table 2)	-81,061	1,772,387	1,667,895
Total-Off-Budget (Table 2)	16,798	60,429	27,345
<b>Transactions Not Applied to Current Year's Surplus or Deficit:</b>			
Seigniorage	-50	-50	.....
Premium/Discount on Buyback of U.S. Treasury Securities	-920	-3,457	-2
Reclassification of Aged Unreconciled Accounts	.....	.....	958
Other	-1,905	-904	-919
Total-Transactions Not Applied to Current Year's Surplus or Deficit	-2,876	-4,411	37
<b>Excess of Liabilities Close of Period</b>	<b>25,817,242</b>	<b>25,817,242</b>	<b>23,988,837</b>

Note: Details may not add to totals due to rounding.

... No Transactions

**Table 6. Schedule B-Securities Issued by Federal Agencies Under Special Financing Authorities, September 2024 and Other Periods**  
[\$ millions]

Classification	Net Transactions (-) denotes net reduction of liability accounts			Account Balances Current Fiscal Year		
	This Month	Fiscal Year to Date		Beginning of		Close of This Month
		This Year	Prior Year	This Year	This Month	
<b>Agency Securities, Issued Under Special Financing Authorities:</b>						
Obligations Guaranteed by the United States, Issued By:						
Department of Housing and Urban Development:						
Federal Housing Administration	.....	.....	.....	19	19	19
Obligations Not Guaranteed by the United States, Issued By:						
Legislative Branch:						
Architect of the Capitol	.....	-16	-15	16	(**)	(**)
Independent Agencies:						
Federal Communications Commission	.....	.....	.....	(**)	(**)	(**)
National Archives and Records Administration	.....	.....	.....	(**)	(**)	(**)
Tennessee Valley Authority	95	714	230	19,533	20,152	20,247
<b>Total Agency Securities</b>	<b>95</b>	<b>698</b>	<b>215</b>	<b>19,568</b>	<b>20,170</b>	<b>20,265</b>

Note: Details may not add to totals due to rounding.

(\*\*) Less than absolute value of \$500,000

... No Transactions

**Table 6. Schedule C (Memorandum)-Federal Agency Borrowing Financed Through the Issue of Treasury Securities, September 2024 and Other Periods**

Classification	[\$ millions]					
	Transactions			Account Balances Current Fiscal Year		
	This Month	Fiscal Year to Date		Beginning of		Close of This Month
This Year		Prior Year	This Year	This Month		
<b>Borrowing from the US Treasury:</b>						
Department of Agriculture:						
Farm Service Agency:						
Commodity Credit Corporation	1,970	-3,638	3,783	17,558	11,950	13,920
Agricultural Credit Insurance Fund	56	820	975	18,371	19,135	19,191
Farm Storage Facility Loans	.....	68	188	1,789	1,858	1,858
Emergency Boll Weevil Loan Fund	.....	.....	(**)	.....	.....	.....
Rural Housing Service:						
Rural Housing Insurance	105	1,358	582	20,046	21,300	21,404
Rural Community Facility Loans Fund	107	585	35	12,355	12,833	12,940
Rural Business - Cooperative Service:						
Rural Business and Industry Loans	12	97	-20	50	134	147
Rural Development Loan Fund	2	-2	-9	263	259	261
Rural Economic Development Loan Fund	11	2	40	257	247	259
Renewable Energy Guaranteed Loan Account	2	23	6	8	28	31
Rural Microenterprise Investment Loans	(**)	2	(**)	40	42	42
Biorefinery Assistance Loan Account	.....	44	186	186	230	230
Rural Utilities Service:						
Rural Water and Waste Disposal Fund	1	572	-149	14,625	15,196	15,197
Rural Electrification and Telecommunications Fund	1,147	3,072	1,398	7,926	9,851	10,998
Rural Telephone Bank	.....	(**)	-3	57	56	56
Distance Learning and Telemedicine Program	4	47	2	559	601	605
Foreign Agricultural Service	.....	-27	-40	226	199	199
Department of Commerce:						
National Oceanic and Atmospheric Administration:						
Fisheries Finance	-14	90	-16	356	460	446
Department of Defense--Military Programs:						
Family Housing Improvement Loans	-48	100	41	1,639	1,787	1,739
Defense Agencies	-12	-12	271	271	271	259
Department of Education:						
College Housing and Academic Facilities Loans	(**)	-1	-3	2	2	1
Historically Black College and University Capital Financing Fund	-45	-45	17	82	82	37
Federal Direct Student Loans	-62,628	-29,554	289,444	1,137,355	1,170,428	1,107,801
Teach Grant Loans	-23	-5	40	581	599	576
Temporary Student Loan Purchase Authority	-1,673	-5,110	3,308	23,668	20,231	18,557
Federal Family Education Loans	237	1,453	-9,293	26,902	28,118	28,355
Department of Energy:						
Bonneville Power Administration Fund	212	177	105	5,784	5,749	5,961
Western Area Power Administration - Recovery Act	.....	.....	.....	76	76	76
Advanced Technology Vehicles Manufacturing Loans	-42	.....	.....	.....	42	.....
Title 17 Innovative Technology Loans	-97	72	-35	653	822	724
Department of Health and Human Services:						
Consumer Operated and Oriented Plan	67	67	-81	320	320	387
Consumer Operated and Oriented Plan Program Contingency Fund	2	2	-10	98	98	100
Department of Homeland Security:						
National Flood Insurance Fund	.....	.....	.....	20,525	20,525	20,525
Disaster Assistance Loan Fund	-1	3	-4	4	8	7
Department of Housing and Urban Development:						
Public and Indian Housing Programs:						
Low-Rent Public Housing - Loans and Other Expenses	(**)	5	27	28	32	32
Native Hawaiian Housing Loans	.....	1	2	4	6	6
Housing Programs:						
Emergency Homeowners' Relief Fund	.....	-2	1	3	1	1
Federal Housing Administration	2,680	20,331	13,403	106,967	124,618	127,298
Home Ownership Preservation Equity Fund	-2	-2	3	10	10	7
Green Retrofit Program for Multifamily Housing-Recovery Act	.....	174	83	92	266	266
Department of the Interior:						
Bureau of Indian Affairs and Bureau of Indian Education	(**)	(**)	(**)	(**)	(**)	(**)
Bureau of Reclamation Loan Fund	-1	-1	-1	24	24	23
Assistance to American Samoa Loan Fund	-1	(**)	(**)	6	6	6

**Table 6. Schedule C (Memorandum)-Federal Agency Borrowing Financed Through the Issue of Treasury Securities, September 2024 and Other Periods - Continued**

Classification	Transactions			Account Balances Current Fiscal Year		
	This Month	Fiscal Year to Date		Beginning of		Close of This Month
		This Year	Prior Year	This Year	This Month	
<b>Borrowing from the US Treasury: - Continued</b>						
Department of Labor:						
Black Lung Disability Trust Fund	177	177	42	4,793	4,793	4,969
Department of State:						
Repatriation Loans	-3	-1	2	5	8	5
Department of Transportation:						
Federal Highway Administration:						
Transportation Infrastructure Finance and Innovation Fund	-1,627	-458	5,422	20,258	21,427	19,800
Federal Railroad Administration:						
Railroad Rehabilitation and Improvement Loan Fund	-86	595	725	1,865	2,546	2,460
Other	.....	.....	.....	(**)	(**)	(**)
Maritime Administration:						
Maritime Guaranteed Loan (Title XI) Fund	(**)	-84	(**)	89	5	5
Maritime Guaranteed Loan (Title XI) FFB Financing Account	.....	.....	8	8	8	8
Department of the Treasury:						
Departmental Offices:						
Community Development Financial Institutions Fund	(**)	2	3	108	110	110
Temporary Credit and Liquidity Program	.....	-65	-105	992	927	927
Troubled Asset Relief Program	.....	.....	-4	.....	.....	.....
Small Business Lending Financing Fund	.....	-2	-1	33	31	31
ESF - Economic Stabilization Program	-2,445	-9,238	-4,542	14,936	8,143	5,698
Federal Financing Bank Revolving Fund	-1	46,968	56,878	130,324	177,293	177,292
Department of Veterans Affairs:						
Veterans Housing Benefit Program Fund	-4,685	391	9	471	5,546	861
Native American Veteran Housing Fund	-1	4	-1	92	98	97
Vocational Rehabilitation Loan Fund	-1	(**)	(**)	(**)	1	1
Environmental Protection Agency:						
Water Infrastructure Finance and Innovation Loan Program	-354	3,929	1,396	2,953	7,236	6,882
International Assistance Programs:						
International Security Assistance:						
Foreign Military Loan Program	.....	1,441	-479	504	1,945	1,945
Military Debt Reduction	1	1	1	40	40	41
Agency for International Development:						
Development Credit Authority Loan Fund	1	192	83	83	274	275
United States International Development Finance Corporation	438	1,817	1,533	10,498	11,877	12,314
Small Business Administration:						
Business Loan Fund	36	418	86	2,374	2,756	2,792
Disaster Loan Fund	15	-70,075	-28,567	331,946	261,855	261,870
Independent Agencies:						
Export-Import Bank of the United States	48	-1,604	-697	12,804	11,153	11,200
Presidio Trust	65	65	87	185	185	250
Railroad Retirement Board:						
Social Security Equivalent Benefit Account	468	-22	209	4,627	4,137	4,605
Smithsonian Institution:						
John F. Kennedy Center Parking Facilities	.....	-20	.....	20	.....	.....
Other:						
Borrowing from the US Treasury - Other	.....	(**)	1	1	1	1
<b>Total Borrowing from the US Treasury</b>	<b>-65,924</b>	<b>-34,804</b>	<b>336,363</b>	<b>1,959,775</b>	<b>1,990,895</b>	<b>1,924,971</b>
<b>Borrowing from the Federal Financing Bank:</b>						
Department of Agriculture:						
Rural Utilities Service:						
Rural Electrification and Telecommunications Fund	-301	-217	2,735	54,548	54,633	54,332
Department of Education:						
Historically Black College and University Capital Financing Fund	28	178	99	369	519	547
Department of Energy:						
Advanced Technology Vehicles Manufacturing Loans	.....	905	1,066	1,066	1,971	1,971
Title 17 Innovative Technology Loans	-5	-408	154	15,373	14,970	14,965
Department of Health and Human Services:						
Health Maintenance Organization Loan and Loan Guarantee Fund	.....	.....	.....	(**)	(**)	(**)
Department of Housing and Urban Development:						
Housing Programs:						

**Table 6. Schedule C (Memorandum)-Federal Agency Borrowing Financed Through the Issue of Treasury Securities, September 2024 and Other Periods - Continued**

[\$ millions]

Classification	Transactions			Account Balances Current Fiscal Year		
	This Month	Fiscal Year to Date		Beginning of		Close of This Month
		This Year	Prior Year	This Year	This Month	
<b>Borrowing from the Federal Financing Bank: - Continued</b>						
Federal Housing Administration	10	23	84	2,800	2,814	2,823
Department of Transportation:						
Maritime Administration:						
Maritime Guaranteed Loan (Title XI) FFB Financing Account	-4	-16	-16	333	321	317
Department of the Treasury:						
Departmental Offices:						
Community Development Financial Institutions Fund	-8	82	93	1,242	1,332	1,324
Department of Veterans Affairs:						
Guaranteed Transitional Housing Loans for Homeless Veterans	.....	(**)	(**)	4	4	4
Independent Agencies:						
Federal Deposit Insurance Corporation	.....	.....	.....	.....	.....	.....
FDIC (acting in its capacity as Receiver)	.....	43,333	50,000	50,000	93,333	93,333
Postal Service	240	2,000	3,000	13,000	14,760	15,000
<b>Total Borrowing from the Federal Financing Bank</b>	<b>-41</b>	<b>45,881</b>	<b>57,214</b>	<b>138,735</b>	<b>184,657</b>	<b>184,616</b>

Note: Details may not add to totals due to rounding.

Note: This table includes lending by the Federal Financing Bank accomplished by the purchase of agency financial assets, by the acquisition of agency debt securities, and by direct loans on behalf of an agency. The Federal Financing Bank borrows from Treasury and issues its own securities and in turn may loan

these funds to agencies in lieu of agencies borrowing directly through Treasury or issuing their own securities.

... No Transactions

(\*\*) Less than absolute value of \$500,000

**Table 6. Schedule D-Investments of Federal Government Accounts in Federal Securities, September 2024 and Other Periods**  
 [\$ millions]

Classification	Net Purchases or Sales (-)			Securities Held as Investments Current Fiscal Year		
	This Month	Fiscal Year to Date		Beginning of		Close of This Month
		This Year	Prior Year	This Year	This Month	
<b>Federal Funds:</b>						
Department of Agriculture	.....	112	11	273	385	385
Department of Commerce	-2	.....	.....	.....	2	.....
<b>Department of Defense--Military Programs:</b>						
Defense Cooperation Account	(**)	(**)	1	9	9	9
Department of Energy	2,215	7,197	4,146	63,168	68,149	70,364
Department of Health and Human Services	-19,031	.....	.....	.....	19,031	.....
Department of Homeland Security	682	1,558	918	3,391	4,267	4,948
<b>Department of Housing and Urban Development:</b>						
<b>Housing Programs:</b>						
Federal Housing Administration Fund	688	22,836	13,155	133,105	155,253	155,941
<b>Government National Mortgage Association:</b>						
Guarantees of Mortgage-Backed Securities	598	2,031	2,660	21,154	22,588	23,185
Department of the Interior	-267	1,904	1,936	29,168	31,339	31,072
Department of Justice	15	184	3,123	3,291	3,461	3,475
Department of Labor	970	2,192	5,533	61,174	62,396	63,366
<b>Department of State:</b>						
Foreign Service Retirement and Disability Fund	2	46	31	366	409	412
Other	.....	7	1	13	20	20
Department of Transportation	(**)	77	91	2,509	2,586	2,586
Department of the Treasury	-30	1,608	-3,376	17,166	18,803	18,774
<b>Department of Veterans Affairs:</b>						
Veterans Reopened Insurance Fund	-1	-8	-7	32	25	25
National Service Life Insurance	1	46	18	18	63	64
Servicemen'S Group Life Insurance Fund	.....	526	610	3,699	4,225	4,225
<b>Other Defense Civil Programs:</b>						
Uniformed Services Retiree Health Care Fund	-447	32,559	32,259	354,219	387,224	386,778
International Assistance Programs	-130	384	107	6,368	6,883	6,753
<b>Office of Personnel Management:</b>						
Postal Service Contributions	-380	-3,853	-3,557	32,050	28,577	28,197
<b>Independent Agencies:</b>						
<b>Federal Deposit Insurance Corporation:</b>						
Deposit Insurance Fund	5,447	4,652	-41,173	84,298	83,503	88,950
FSLIC Resolution Fund	4	52	42	931	979	983
Federal Housing Finance Agency	-22	43	21	135	200	178
National Credit Union Administration	5	1,323	472	22,563	23,881	23,886
Postal Service	-992	-2,585	1,108	22,032	20,439	19,447
<b>Other</b>						
Treasury Securities	856	1,167	618	12,121	12,432	13,289
Other	-3,011	-141	276	2,000	4,870	1,859
<b>Total Treasury Securities</b>	<b>-12,827</b>	<b>73,917</b>	<b>19,025</b>	<b>875,254</b>	<b>961,998</b>	<b>949,172</b>
<b>Total Federal Funds</b>	<b>-12,827</b>	<b>73,917</b>	<b>19,025</b>	<b>875,254</b>	<b>961,998</b>	<b>949,172</b>
<b>Trust Funds:</b>						
<b>Legislative Branch:</b>						
Library of Congress	3	9	15	57	63	66
United States Tax Court	(**)	1	(**)	13	14	14
Other	-1	2	-4	32	35	34
<b>Judicial Branch:</b>						
Judicial Retirement Funds	-12	177	197	1,992	2,181	2,169
Department of Agriculture	.....	(**)	.....	6	6	6
<b>Department of Defense--Military Programs:</b>						
Voluntary Separation Incentive Fund	-4	-6	-9	42	39	35
Other	-49	-226	-225	1,407	1,231	1,181
<b>Department of Health and Human Services:</b>						
Federal Supplementary Medical Insurance Trust Fund	30,568	4,875	-8,427	159,537	133,844	164,412
Other	26,814	40,784	17,117	198,815	212,785	239,600
Department of Homeland Security	67	853	578	11,627	12,413	12,480
Department of the Interior	274	439	-355	304	469	743
<b>Department of Labor:</b>						
Unemployment Trust Fund	-6,772	6,184	8,258	81,846	94,802	88,030
Other	13	5	12	72	64	77
<b>Department of State:</b>						
Foreign Service Retirement and Disability Fund	393	526	374	21,055	21,188	21,581

**Table 6. Schedule D-Investments of Federal Government Accounts in Federal Securities, September 2024 and Other Periods - Continued**  
 [\$ millions]

Classification	Net Purchases or Sales (-)			Securities Held as Investments Current Fiscal Year		
	This Month	Fiscal Year to Date		Beginning of		Close of This Month
		This Year	Prior Year	This Year	This Month	
Trust Funds: - Continued						
Other	.....	(**)	6	49	49	49
Department of Transportation:						
Airport and Airway Trust Fund	836	76	5,783	16,601	15,841	16,677
Highway Trust Fund	-6,914	-19,124	-11,873	115,673	103,463	96,549
Department of the Treasury	404	68	320	4,651	4,315	4,719
Department of Veterans Affairs:						
General Post Fund, National Homes	.....	-20	24	140	120	120
National Service Life Insurance	-21	-246	-263	832	607	586
United States Government Life Insurance Fund	(**)	(**)	(**)	1	1	1
Veterans Special Life Insurance Fund	-11	-142	-111	805	674	663
Corps of Engineers	-881	-229	1,072	10,755	11,408	10,527
Other Defense Civil Programs:						
Military Retirement Fund	3,833	232,296	172,193	1,366,845	1,595,308	1,599,141
Other	-2	-95	-35	1,032	940	937
Environmental Protection Agency	444	728	1,827	12,438	12,722	13,166
National Aeronautics and Space Administration	(**)	(**)	(**)	15	16	16
Office of Personnel Management:						
Civil Service Retirement and Disability Fund						
Treasury Securities	51,202	35,712	24,957	1,036,636	1,021,147	1,072,349
Employees Life Insurance Fund	92	2,509	1,537	52,526	54,944	55,035
Employees and Retired Employees Health Benefits Fund	(**)	-1,802	-1,737	25,570	23,768	23,768
Social Security Administration:						
Federal Old-Age and Survivors Insurance Trust Fund	-18,119	-91,544	-49,851	2,673,749	2,600,324	2,582,205
Federal Disability Insurance Trust Fund	2,596	34,869	28,227	142,906	175,179	177,775
Independent Agencies:						
Harry S Truman Scholarship Foundation	-5	25	2	10	40	35
Japan-United States Friendship Commission	.....	-1	.....	36	35	35
Railroad Retirement Board						
Treasury Securities	7	265	158	2,611	2,869	2,876
Agency Securities	2	2	.....	1	1	3
Other						
Treasury Securities	-104	238	339	1,891	2,233	2,129
<b>Total Treasury Securities</b>	<b>84,649</b>	<b>247,205</b>	<b>190,105</b>	<b>5,942,580</b>	<b>6,105,136</b>	<b>6,189,784</b>
<b>Total Agency Securities</b>	<b>2</b>	<b>2</b>	<b>.....</b>	<b>1</b>	<b>1</b>	<b>3</b>
<b>Total Trust Funds</b>	<b>84,651</b>	<b>247,207</b>	<b>190,105</b>	<b>5,942,581</b>	<b>6,105,137</b>	<b>6,189,788</b>
<b>Grand Total</b>	<b>71,824</b>	<b>321,124</b>	<b>209,130</b>	<b>6,817,835</b>	<b>7,067,135</b>	<b>7,138,959</b>

Note: Details may not add to totals due to rounding.

Note: Investments are in Treasury securities unless otherwise noted.

... No Transactions

(\*\*) Less than absolute value of \$500,000

**Table 6. Schedule E-Net Activity, Guaranteed and Direct Loan Financing, September 2024 and Other Periods**  
 [\$ millions]

Classification	Net Transactions (-) denotes net reduction of asset accounts			Account Balances Current Fiscal Year		
	This Month	Fiscal Year to Date		Beginning of		Close of This Month
		This Year	Prior Year	This Year	This Month	
<b>Guaranteed Loan Financing Activity:</b>						
Department of Agriculture:						
Office of the Secretary:						
Food Supply Chain and Agriculture Pandemic Response	-1	-4	-21	-24	-27	-28
Farm Service Agency:						
Commodity Credit Corporation Export Fund	2	-18	-85	45	24	27
Agricultural Credit Insurance Fund	-4	-13	-7	-185	-194	-197
Natural Resources Conservation Service:						
Agricultural Resource Conservation Demonstration Program	.....	.....	.....	(**)	(**)	(**)
Rural Housing Service:						
Rural Community Facility Loans	(**)	2	14	-1	1	1
Rural Housing Insurance Fund	33	447	-63	2,022	2,436	2,470
Rural Business - Cooperative Service:						
Rural Business and Industry Loans	29	175	-24	-190	-44	-15
Renewable Energy Guaranteed Loan Account	(**)	29	12	-10	19	19
Biorefinery Assistance Loan Account	2	10	151	81	88	91
Rural Utilities Service:						
Rural Water and Waste Disposal Fund	(**)	(**)	(**)	-25	-25	-25
Department of Commerce:						
General Administration:						
Emergency Oil, Gas, and Steel Account	.....	.....	.....	5	5	5
Department of Defense--Military Programs	-1	4	7	-32	-27	-28
Department of Education:						
Office of Student Financial Assistance:						
Federal Family Education Loans	-1,245	-7,483	-4,120	-11,836	-18,074	-19,319
Department of Energy:						
Title 17 Innovative Technology Loans	-3	6	13	-89	-80	-83
Department of Health and Human Services:						
Health Resources and Services Administration:						
Health Center Loans	(**)	(**)	(**)	-2	-2	-2
Health Education Assistance Loans	.....	.....	.....	-70	-70	-70
Department of Housing and Urban Development:						
Public and Indian Housing Programs:						
Indian Housing Loans	-1	-14	59	-33	-46	-47
Native Hawaiian Housing Loans	(**)	(**)	-1	(**)	-1	(**)
Community Planning and Development:						
Community Development Loans	(**)	3	-1	-5	-2	-2
Housing Programs:						
FHA-Mutual Mortgage Insurance Loans	1,537	13,765	5,943	78,353	90,582	92,118
FHA-General and Special Risk Fund	429	2,548	4,261	11,426	13,545	13,974
Home Ownership Preservation Entity Fund	(**)	-1	3	5	4	4
Government National Mortgage Association:						
Guarantees of Mortgage-Backed Securities	-470	-6,299	-338	7,447	1,617	1,148
Department of the Interior:						
Bureau of Indian Affairs and Bureau of Indian Education	10	-2	12	-56	-67	-58
Department of Transportation:						
Federal Highway Administration:						
Transportation Infrastructure Finance and Innovation Fund	.....	.....	.....	(**)	(**)	(**)
Maritime Administration:						
Maritime Guaranteed Loan (Title XI) Fund	-3	60	-143	-235	-172	-176
Department of the Treasury:						
Departmental Offices:						
Air Transportation Stabilization Fund	.....	.....	.....	(**)	(**)	(**)
Troubled Assets Insurance Financing Fund	.....	.....	.....	(**)	(**)	(**)
Troubled Asset Relief Program	.....	(**)	(**)	(**)	.....	.....
Department of Veterans Affairs:						
Veterans Benefits Administration:						
Veterans Housing Benefit Program Fund	-352	3,266	-191	-11,683	-8,065	-8,417
International Assistance Programs:						
Agency for International Development:						



**Table 6. Schedule E-Net Activity, Guaranteed and Direct Loan Financing, September 2024 and Other Periods - Continued**  
 [\$ millions]

Classification	Net Transactions (-) denotes net reduction of asset accounts			Account Balances Current Fiscal Year		
	This Month	Fiscal Year to Date		Beginning of		Close of This Month
		This Year	Prior Year	This Year	This Month	
<b>Guaranteed Loan Financing Activity: - Continued</b>						
Ukraine Export Credit Insurance Fund	.....	.....	.....	-267	-267	-267
Loan Guarantees to Israel	-33	-33	103	-863	-863	-895
Urban and Environmental Credit Guaranteed Loans	.....	.....	.....	-38	-38	-38
Microenterprise and Small Enterprise Development	.....	.....	.....	(**)	(**)	(**)
Development Credit Authority Loan Fund	.....	.....	.....	-99	-99	-99
Tunisia Loan Fund	-5	-5	480	-609	-609	-614
Overseas Private Investment Corporation	.....	.....	.....	278	278	278
United States International Development Finance Corporation	3	-341	-176	61	-283	-280
Microenterprise and Small Enterprise Development	.....	.....	.....	(**)	(**)	(**)
Urban and Environmental Credit	-1	12	-10	5	19	18
Small Business Administration:						
Business Loan Fund	-226	-71	2,107	-51,666	-51,511	-51,738
Disaster Loans	(**)	.....	.....	.....	(**)	.....
Independent Agencies:						
Export-Import Bank of the United States	-220	-1,120	-2,382	-4,863	-5,762	-5,982
<b>Net Activity, Guaranteed Loan Financing</b>	<b>-519</b>	<b>4,923</b>	<b>5,604</b>	<b>16,848</b>	<b>22,290</b>	<b>21,771</b>
<b>Direct Loan Financing Activity:</b>						
Department of Agriculture:						
Farm Service Agency:						
Agricultural Credit Insurance Fund	559	1,677	328	15,524	16,642	17,201
Farm Storage Facility Loans	34	73	184	1,377	1,415	1,450
Apple Loans Fund	.....	(**)	(**)	(**)	.....	.....
Emergency Boll Weevil Loan Fund	.....	.....	(**)	.....	.....	.....
Rural Housing Service:						
Rural Community Facility Loans Fund	348	503	365	11,639	11,793	12,141
Rural Housing Insurance Fund	541	63	1,063	16,201	15,723	16,264
Multifamily Housing Revitalization Loan Account	.....	.....	.....	524	524	524
Rural Business - Cooperative Service:						
Rural Business and Industry Loan Fund	(**)	(**)	(**)	(**)	(**)	(**)
Rural Development Loan Fund	8	-6	-5	240	227	235
Rural Economic Development Loan Fund	10	26	30	195	211	221
Rural Microenterprise Investment Loans	(**)	-1	1	38	37	37
Rural Utilities Service:						
Rural Water and Waste Disposal Loans	374	500	299	13,109	13,236	13,610
Rural Electrification and Telecommunications Fund	-276	3,549	3,328	57,691	61,515	61,239
Rural Telephone Bank	2	-12	-2	54	40	42
Distance Learning and Telemedicine Program	11	61	8	489	539	550
Rural Development Insurance Fund	.....	.....	.....	1,065	1,065	1,065
Foreign Agricultural Service:						
P.L. 480 Direct Loan Fund	9	-30	-35	204	165	174
International Debt Reduction	-8	-36	-18	-115	-143	-151
Department of Commerce:						
National Oceanic and Atmospheric Administration:						
Fisheries Finance	14	15	-35	325	326	340
Department of Defense--Military Programs	57	89	312	1,905	1,936	1,993
Department of Education:						
Office of Postsecondary Education:						
College Housing and Academic Facilities Loans	(**)	(**)	-3	2	1	1
Historically Black College and University Capital Financing Fund	4	168	67	306	470	474
Office of Student Financial Assistance:						
Federal Direct Student Loans	21,370	-172,481	241,417	1,000,036	806,185	827,555
Teach Grant Loans	13	-69	35	527	445	458
Temporary Student Loan Purchase Authority	715	-7,836	4,867	31,826	23,275	23,990
Department of Energy:						
Advanced Technology Vehicles Manufacturing Loans	-52	132	625	531	715	662
Title 17 Innovative Technology Loans	-122	-231	244	15,525	15,415	15,294
Department of Health and Human Services:						
Consumer Operated and Oriented Plan	86	68	-60	-5	-23	63
Consumer Operated and Oriented Plan Program Contingency Fund	7	4	1	45	42	49

**Table 6. Schedule E-Net Activity, Guaranteed and Direct Loan Financing, September 2024 and Other Periods - Continued**  
 [\$ millions]

Classification	Net Transactions (-) denotes net reduction of asset accounts			Account Balances Current Fiscal Year		
	This Month	Fiscal Year to Date		Beginning of		Close of This Month
		This Year	Prior Year	This Year	This Month	
<b>Direct Loan Financing Activity: - Continued</b>						
Department of Homeland Security:						
Disaster Assistance Loan Fund	-6	-37	-15	-89	-120	-126
Department of Housing and Urban Development:						
Housing Programs:						
Emergency Homeowners' Relief Fund	(**)	-2	2	2	(**)	(**)
FHA-Mutual Mortgage Insurance Loans	(**)	(**)	(**)	(**)	(**)	(**)
FHA-General and Special Risk Fund	22	473	-69	2,720	3,170	3,193
Green Retrofit Program for Multifamily Housing Fund	(**)	3	3	10	13	12
Department of the Interior:						
Bureau of Reclamation	1	-1	-1	25	23	24
Bureau of Indian Affairs and Bureau of Indian Education	(**)	(**)	(**)	(**)	(**)	(**)
Assistance to American Samoa Loan Fund	(**)	(**)	(**)	6	5	6
Department of State:						
Administration of Foreign Affairs:						
Repatriation Loans	-1	1	1	-1	1	(**)
Department of Transportation:						
Federal Highway Administration:						
Transportation Infrastructure Finance and Innovation Fund	-591	-457	5,713	16,727	16,860	16,270
Tiger Tifia Loan Fund	2	-1	(**)	61	58	60
Federal Railroad Administration:						
Railroad Rehabilitation and Improvement Loan Fund	12	593	769	1,393	1,973	1,985
Maritime Administration:						
Maritime Guaranteed Loan (Title XI) FFB Financing Account	-4	-11	-10	324	318	314
Department of the Treasury:						
Departmental Offices:						
Community Development Financial Institutions Fund	-12	82	82	1,333	1,427	1,415
GSE Mortgage-Backed Securities Purchase Program	.....	.....	.....	4,613	4,613	4,613
Temporary Credit and Liquidity Program	37	-61	-46	961	862	899
Troubled Asset Relief Program	(**)	(**)	-3	(**)	(**)	(**)
Small Business Lending Program	1	-139	-1	32	-108	-107
ESF - Economic Stabilization Program	61	-9,575	-4,356	14,701	5,066	5,126
Bureau of the Fiscal Service	.....	.....	.....	(**)	(**)	(**)
Department of Veterans Affairs:						
Veterans Benefits Administration:						
Veterans Housing Benefit Program Fund	282	-732	-11	324	-690	-408
Native American Veteran Housing Fund	3	8	1	63	68	71
Transitional Housing Loans	(**)	(**)	(**)	-1	(**)	-1
Vocational Rehabilitation Loan Fund	(**)	(**)	(**)	(**)	(**)	(**)
Environmental Protection Agency:						
Water Infrastructure Finance and Innovation Loan Program	-396	2,968	1,379	2,936	6,299	5,903
International Assistance Programs:						
International Security Assistance:						
Foreign Military Loan Program	5	-528	-480	477	-56	-51
Military Debt Reduction	1	1	1	40	40	41
Agency for International Development:						
International Debt Reduction	.....	.....	.....	-172	-172	-172
Development Credit Authority Loan Fund	2	192	83	83	273	275
Overseas Private Investment Corporation	.....	.....	.....	2,902	2,902	2,902
International Monetary Programs	.....	.....	.....	-278	-278	-278
United States International Development Finance Corporation	237	1,649	1,889	6,181	7,594	7,831
International Debt Reduction	-22	-98	-93	-168	-244	-266
Small Business Administration:						
Business Loan Fund	-1	-37	-34	147	111	111
Disaster Loan Fund	2,507	-50,861	-45,834	297,713	244,345	246,852
Independent Agencies:						
Export-Import Bank of the United States	-35	-1,102	-1,462	5,906	4,839	4,804
Federal Communications Commission:						
Spectrum Auction Loan Fund	(**)	(**)	(**)	(**)	(**)	(**)
<b>Net Activity, Direct Loan Financing</b>	<b>25,810</b>	<b>-231,449</b>	<b>210,524</b>	<b>1,528,229</b>	<b>1,270,970</b>	<b>1,296,780</b>

Note: Details may not add to totals due to rounding.

Note: Federal credit programs provide benefits to the public in the form of direct loans and loan guarantees. This table reflects cash transactions and balances of the nonbudgetary financing fund accounts that result from the disbursement of loans, collection of fees, repayment of principal, sale of collateral, interest, and subsidy received from the credit program accounts at

net present value in accordance with the Credit Reform Act of 1990. Unreimbursed costs such as administrative expenses and subsidy payments are reported on a cash basis and included within each program's budgetary totals in Table 5.

... No Transactions

(\*\*) Less than absolute value of \$500,000

**Table 7. Receipts and Outlays of the U.S. Government by Month, Fiscal Year 2024**

[\$ millions]

Classification	Oct.	Nov.	Dec.	Jan.	Feb.	March	April	May	June	July	Aug.	Sept.	Fiscal Year to Date	Comparable Period Prior F.Y.
<b>Receipts:</b>														
Individual Income Taxes	219,908	126,893	178,208	282,579	120,884	160,829	481,927	129,618	184,910	153,607	136,645	250,057	2,426,067	2,176,481
Corporation Income Taxes	48,208	7,801	93,925	19,643	4,888	14,812	91,908	30,132	81,354	19,834	8,808	108,555	529,867	419,584
Social Insurance and Retirement Receipts:														
Employment and General Retirement	110,154	118,679	139,982	152,008	125,519	138,405	168,854	129,278	180,341	122,737	125,962	141,078	1,652,998	1,558,148
Unemployment Insurance	3,411	2,762	371	3,932	3,078	346	11,707	13,383	526	4,406	3,820	865	48,607	49,402
Other Retirement	645	606	580	583	612	789	702	658	625	633	811	710	7,954	6,904
Excise Taxes	7,263	7,691	6,972	6,606	6,675	6,831	7,476	7,635	7,097	16,964	7,929	12,296	101,435	75,804
Estate and Gift Taxes	4,460	2,321	1,654	3,073	1,550	1,761	4,175	3,561	1,989	1,374	3,493	2,204	31,616	33,668
Customs Duties	6,903	6,296	5,744	6,477	6,208	6,064	6,367	5,225	6,323	7,133	7,047	7,249	77,037	80,337
Miscellaneous Receipts	2,481	1,781	1,874	2,418	1,712	2,241	3,082	4,157	3,089	3,688	12,026	4,606	43,155	38,959
<b>Total--Receipts This Year</b>	<b>403,434</b>	<b>274,830</b>	<b>429,311</b>	<b>477,320</b>	<b>271,126</b>	<b>332,079</b>	<b>776,198</b>	<b>323,647</b>	<b>466,255</b>	<b>330,377</b>	<b>306,540</b>	<b>527,620</b>	<b>4,918,736</b>	.....
(On-Budget)	321,848	186,993	327,107	360,321	173,343	224,150	647,317	223,649	327,044	235,959	209,700	421,422	3,658,853	.....
(Off-Budget)	81,586	87,837	102,203	116,999	97,783	107,929	128,881	99,998	139,211	94,418	96,840	106,197	1,259,883	.....
Total--Receipts Prior Year	318,500	252,111	454,942	447,288	262,114	313,240	638,520	307,487	418,317	276,161	283,130	467,475	.....	4,439,286
(On-Budget)	242,627	170,473	358,135	339,029	168,220	210,007	518,378	212,879	273,669	188,272	193,294	370,547	.....	3,245,531
(Off-Budget)	75,873	81,638	96,807	108,259	93,894	103,233	120,142	94,608	144,648	87,889	89,836	96,928	.....	1,193,755
<b>Outlays:</b>														
Legislative Branch	702	533	508	539	524	527	608	492	553	575	593	682	6,835	6,512
Judicial Branch	790	745	737	766	720	894	768	832	679	781	889	879	9,480	8,995
Department of Agriculture:														
Commodity Credit Corporation	3,031	1,855	1,805	726	110	-245	-276	-257	-328	-347	-380	-169	5,524	7,318
Foreign Agricultural Service	250	140	157	238	97	83	180	183	115	-268	123	120	1,419	2,225
Other	18,938	16,116	18,905	18,043	16,612	15,534	15,131	17,261	15,536	17,784	15,246	11,353	196,459	219,344
Department of Commerce	759	1,115	1,483	1,015	804	1,385	1,633	878	1,187	1,119	1,434	2,019	14,831	12,045
Department of Defense--Military Programs:														
Military Personnel	38,379	13,354	17,982	8,247	14,461	13,071	13,975	19,151	9,827	13,097	20,867	9,535	191,945	183,898
Operation and Maintenance	24,826	26,624	26,671	24,808	24,891	29,579	25,969	28,785	26,613	29,227	32,980	31,068	332,041	317,567
International Reconstruction and Other Assistance														
Procurement	9,424	14,150	17,016	12,665	10,996	12,060	9,351	12,760	13,730	11,649	12,286	16,171	152,259	141,749
Research, Development, Test, and Evaluation	9,190	11,809	13,509	8,470	10,372	9,702	11,286	12,038	12,766	11,236	11,663	15,920	137,960	121,954
Military Construction	1,088	962	1,124	972	876	988	908	1,052	951	1,168	1,143	835	12,068	10,344
Family Housing	87	117	122	97	107	114	200	111	123	151	175	144	1,549	1,467
Revolving and Management Funds	468	-267	581	903	-260	976	-745	310	-198	19	-154	-1,005	628	10
Other	-82	-422	57	-155	-109	-224	-385	67	-454	98	-211	-356	-2,174	-1,118
<b>Total Department of Defense--Military Programs</b>	<b>83,381</b>	<b>66,327</b>	<b>77,063</b>	<b>56,007</b>	<b>61,335</b>	<b>66,268</b>	<b>60,559</b>	<b>74,272</b>	<b>63,358</b>	<b>66,646</b>	<b>78,749</b>	<b>72,312</b>	<b>826,277</b>	<b>775,872</b>
Department of Education	18,947	11,696	11,328	15,337	13,696	9,840	25,108	9,710	86,835	9,149	38,894	17,814	268,353	-41,108
Department of Energy	4,152	4,013	4,083	3,760	3,872	4,089	3,997	4,716	4,058	3,933	4,545	4,097	49,315	34,423
Department of Health and Human Services:														
National Institutes of Health	3,548	4,215	3,609	3,730	3,676	4,065	4,204	4,051	4,218	4,112	4,524	4,258	48,210	46,506
Centers for Medicare and Medicaid Services:														
Grants to States for Medicaid	45,806	49,700	52,697	46,113	53,691	56,439	51,019	52,785	51,612	46,696	53,854	57,106	617,517	615,772
Federal Hospital Insurance Trust Fund	16,940	35,023	32,681	40,508	34,512	30,617	31,516	56,767	17,814	40,820	50,657	19,524	407,378	407,111
Federal Supplementary Medical Insurance Trust Fund	19,527	57,778	47,414	56,608	52,701	52,524	56,410	100,014	19,882	65,482	92,282	22,029	642,650	614,765
Other	41,120	40,775	40,461	52,053	40,052	42,402	62,654	44,197	48,622	43,848	45,342	53,090	554,616	509,630
Administration for Children and Families	6,227	7,058	6,575	6,764	6,759	7,045	7,068	6,622	6,025	7,631	7,489	6,975	82,238	88,744
Other	-43,382	-42,823	-47,962	-59,891	-47,172	-48,713	-69,150	-51,610	-58,600	-50,103	-52,360	-60,223	-631,988	-574,006
Department of Homeland Security	8,327	6,481	7,533	6,370	7,070	7,855	8,700	6,920	6,455	7,441	6,890	9,248	89,290	89,032
Department of Housing and Urban Development	5,742	5,524	6,167	4,160	5,406	8,622	2,989	-8,840	6,125	5,457	6,134	4,491	51,976	55,194
Department of the Interior	1,829	1,176	1,225	1,748	1,261	1,049	648	1,809	1,854	1,498	359	2,632	17,088	15,865
Department of Justice	3,839	3,641	3,100	3,754	3,523	2,824	4,322	3,789	3,379	3,707	3,661	4,457	43,995	44,327
Department of Labor:														
Unemployment Trust Fund	2,940	3,218	3,237	4,239	3,617	3,473	3,448	3,328	3,287	3,384	3,335	7,490	44,993	36,000
Other	-4,495	1,340	2,012	1,412	1,661	6,585	1,348	-2,403	971	7,800	8,103	-3,655	20,679	51,531
Department of State	2,945	2,365	2,428	3,477	2,979	2,721	3,239	2,215	2,271	3,130	3,425	5,824	37,017	32,997
Department of Transportation:														
Highway Trust Fund	4,824	4,337	3,838	3,114	2,978	2,980	3,262	5,002	5,159	5,109	6,109	6,957	53,669	48,095
Other	4,371	5,118	4,637	4,187	5,149	4,621	4,777	4,914	5,924	4,893	5,133	9,997	63,721	61,428
Department of the Treasury:														
Interest on Treasury Debt Securities (Gross)	88,926	79,923	119,161	69,196	76,162	88,654	102,440	103,045	140,238	88,549	92,293	84,448	1,133,037	879,307

**Table 7. Receipts and Outlays of the U.S. Government by Month, Fiscal Year 2024 - Continued**

[\$ millions]

Classification	Oct.	Nov.	Dec.	Jan.	Feb.	March	April	May	June	July	Aug.	Sept.	Fiscal Year to Date	Comparable Period Prior F.Y.
<b>Outlays: - Continued</b>														
Other	10,502	10,575	12,940	9,888	53,616	33,470	20,459	13,834	12,201	14,788	15,423	-23,881	183,816	227,644
<b>Department of Veterans Affairs:</b>														
Compensation and Pensions	1,002	13,217	26,052	1,159	15,720	14,257	14,409	28,524	1,092	14,777	28,720	2,302	161,232	151,207
National Service Life	27	15	13	24	38	17	27	24	28	17	19	22	269	287
Other	13,006	13,217	14,094	13,032	11,459	14,890	17,187	9,986	12,768	13,893	16,528	13,443	163,504	149,531
Corps of Engineers	1,014	1,353	1,031	611	702	807	732	971	908	1,047	1,058	1,110	11,345	7,806
Other Defense Civil Programs	-1,564	6,029	13,366	2,030	6,178	5,901	3,612	11,077	218	6,753	11,865	755	66,220	68,928
Environmental Protection Agency	1,000	926	1,316	903	994	1,071	992	1,126	1,245	936	1,342	1,848	13,699	12,586
Executive Office of the President	48	46	46	45	53	59	50	55	50	49	74	33	607	543
General Services Administration	59	-39	650	-799	-300	193	-62	245	-95	22	234	-350	-244	-700
<b>International Assistance Programs:</b>														
International Security Assistance	2,240	614	1,679	1,973	625	1,209	955	1,632	878	4,538	1,737	4,342	22,422	29,155
Multilateral Assistance	452	59	3	-2	17	15	-91	259	1,781	200	73	211	2,978	2,749
Agency for International Development	976	1,025	884	1,136	542	1,063	1,065	1,303	818	1,255	1,090	1,037	12,193	15,475
Other	-822	2,979	-637	-1,528	-319	-835	1,493	390	-1,007	-339	-1,130	-45	-1,800	-11,329
National Aeronautics and Space Administration	1,976	2,251	2,633	1,677	1,779	2,075	2,105	1,978	2,234	2,058	2,155	2,093	25,015	25,319
National Science Foundation	721	655	669	700	727	693	727	715	764	949	1,058	1,015	9,392	8,951
Office of Personnel Management	10,913	10,819	10,209	11,287	9,674	9,555	10,682	11,200	10,010	11,758	9,686	10,378	126,173	122,508
Small Business Administration	191	134	143	193	72	228	103	31,315	176	215	222	205	33,197	26,072
<b>Social Security Administration:</b>														
Federal Old-Age and Survivors Insurance Trust Fund (Off-Budget)	104,291	103,764	104,002	107,666	108,393	109,002	109,378	109,753	116,124	110,194	110,746	111,084	1,304,397	1,202,005
Federal Disability Insurance Trust Fund (Off-Budget)	12,981	12,599	12,920	13,125	12,820	13,283	13,102	13,052	13,088	13,049	13,349	13,142	156,511	152,519
Other	302	5,202	10,275	290	5,114	5,468	5,536	10,611	-12	5,410	10,391	239	58,826	61,804
<b>Independent Agencies</b>														
Deposit Insurance Fund	14,895	47,175	-2,968	-562	-92	-3,370	-3,352	-194	-5,555	-3,357	-59	-5,459	37,102	91,709
FSLIC Resolution Fund	-4	-4	-4	-5	-4	-4	-5	-4	-4	-5	-4	-4	-52	-43
Office of Inspector General	.....	.....	.....	.....	.....	.....	.....	.....	.....	.....	.....	.....	48	48
<b>Postal Service:</b>														
<b>Off-Budget:</b>														
Public Enterprise Funds	1,209	-254	-607	-529	248	1,489	-73	1	287	-699	1,275	1,265	3,613	5,497
Other	36	57	.....	26	.....	10	139	.....	.....	.....	3	(**)	271	272
Other	.....	.....	.....	.....	.....	.....	81	.....	.....	.....	.....	.....	81	50
Tennessee Valley Authority	29	354	226	51	-145	-226	229	183	-63	80	-134	84	669	183
Other	5,385	4,264	3,005	2,599	4,016	3,241	4,098	3,963	-2,276	3,468	3,339	961	36,063	36,905
<b>Undistributed Offsetting Receipts:</b>														
Employer Share, Employee Retirement	-40,093	-8,147	-7,921	-8,394	-8,488	-9,539	-9,732	-8,943	-8,658	-8,893	-9,929	-10,980	-139,718	-124,992
Interest Received by Trust Funds	-9,917	-6,755	-50,010	-617	-7,234	-7,134	-12,863	-12,207	-56,919	-5,957	-9,527	-4,682	-183,823	-169,144
<b>Rents and Royalties on the Outer Continental Shelf Lands</b>														
Shelf Lands	-839	-674	-222	-699	-597	-389	-915	-761	-90	-916	-307	-611	-7,020	-6,934
Other	(**)	-1	-1	-1	-1	-2	-1	-1	-1	-1	-1	-1	-11	-8
<b>Totals This Year:</b>														
<b>Total Outlays</b>	<b>469,997</b>	<b>588,842</b>	<b>558,665</b>	<b>499,250</b>	<b>567,401</b>	<b>568,635</b>	<b>566,669</b>	<b>670,778</b>	<b>537,220</b>	<b>574,119</b>	<b>686,620</b>	<b>463,357</b>	<b>6,751,552</b>	<b>.....</b>
<b>(On-Budget)</b>	<b>366,984</b>	<b>475,132</b>	<b>475,059</b>	<b>395,230</b>	<b>448,054</b>	<b>447,103</b>	<b>461,779</b>	<b>551,111</b>	<b>442,037</b>	<b>464,572</b>	<b>563,817</b>	<b>340,361</b>	<b>5,431,240</b>	<b>.....</b>
<b>(Off-Budget)</b>	<b>103,013</b>	<b>113,710</b>	<b>83,606</b>	<b>104,020</b>	<b>119,347</b>	<b>121,532</b>	<b>104,890</b>	<b>119,667</b>	<b>95,183</b>	<b>109,546</b>	<b>122,803</b>	<b>122,995</b>	<b>1,320,311</b>	<b>.....</b>
<b>Total-Surplus (+) or Deficit (-)</b>	<b>-66,564</b>	<b>-314,012</b>	<b>-129,354</b>	<b>-21,930</b>	<b>-296,275</b>	<b>-236,556</b>	<b>209,529</b>	<b>-347,131</b>	<b>-70,965</b>	<b>-243,741</b>	<b>-380,080</b>	<b>64,263</b>	<b>-1,832,816</b>	<b>.....</b>
<b>(On-Budget)</b>	<b>-45,137</b>	<b>-288,139</b>	<b>-147,952</b>	<b>-34,910</b>	<b>-274,711</b>	<b>-222,953</b>	<b>185,538</b>	<b>-327,462</b>	<b>-114,993</b>	<b>-228,613</b>	<b>-354,118</b>	<b>81,061</b>	<b>-1,772,387</b>	<b>.....</b>
<b>(Off-Budget)</b>	<b>-21,427</b>	<b>-25,873</b>	<b>18,598</b>	<b>12,979</b>	<b>-21,564</b>	<b>-13,603</b>	<b>23,991</b>	<b>-19,669</b>	<b>44,028</b>	<b>-15,128</b>	<b>-25,963</b>	<b>-16,798</b>	<b>-60,429</b>	<b>.....</b>
<b>Total Borrowing from the Public</b>	<b>226,047</b>	<b>261,061</b>	<b>100,278</b>	<b>137,681</b>	<b>302,366</b>	<b>134,803</b>	<b>-34,011</b>	<b>122,097</b>	<b>10,110</b>	<b>319,364</b>	<b>236,307</b>	<b>143,708</b>	<b>1,959,809</b>	<b>1,982,669</b>
<b>Total-Outlays Prior Year</b>														
<b>(On-Budget)</b>	<b>315,869</b>	<b>399,543</b>	<b>467,639</b>	<b>388,957</b>	<b>411,260</b>	<b>579,980</b>	<b>361,603</b>	<b>430,380</b>	<b>558,489</b>	<b>396,383</b>	<b>80,415</b>	<b>522,907</b>	<b>.....</b>	<b>4,913,425</b>
<b>(Off-Budget)</b>	<b>90,505</b>	<b>101,103</b>	<b>72,304</b>	<b>97,115</b>	<b>113,288</b>	<b>111,696</b>	<b>100,736</b>	<b>117,455</b>	<b>87,596</b>	<b>100,560</b>	<b>113,460</b>	<b>115,283</b>	<b>.....</b>	<b>1,221,100</b>
<b>Total-Surplus (+) or Deficit (-) Prior Year</b>														
<b>(On-Budget)</b>	<b>-73,242</b>	<b>-229,070</b>	<b>-109,504</b>	<b>-49,928</b>	<b>-243,040</b>	<b>-369,973</b>	<b>156,775</b>	<b>-217,501</b>	<b>-284,820</b>	<b>-208,111</b>	<b>112,880</b>	<b>-152,360</b>	<b>.....</b>	<b>-1,667,895</b>
<b>(Off-Budget)</b>	<b>-14,632</b>	<b>-19,465</b>	<b>24,503</b>	<b>11,144</b>	<b>-19,394</b>	<b>-8,462</b>	<b>19,406</b>	<b>-22,847</b>	<b>57,052</b>	<b>-12,671</b>	<b>-23,624</b>	<b>-18,355</b>	<b>.....</b>	<b>-27,345</b>

Note: Details may not add to totals due to rounding.

(\*\*) Less than absolute value of \$500,000

... No Transactions

**Table 8. Trust Fund Impact on Budget Results and Investment Holdings as of September 30, 2024**

[\$ millions]

Classification	This Month			Fiscal Year to Date			Securities Held as Investments Current Fiscal Year		
	Receipts	Outlays	Excess	Receipts	Outlays	Excess	Beginning of		Close of
							This Year	This Month	
<b>Trust Receipts, Outlays, and Investments Held:</b>									
Airport and Airway	1,868	1,338	530	18,042	19,435	-1,393	16,601	15,841	16,677
Black Lung Disability	23	295	-272	273	440	-167	.....	.....	.....
Federal Disability Insurance	15,743	13,142	2,601	191,453	156,511	34,942	142,906	175,179	177,775
Federal Employees Life and Health	.....	-96	96	.....	-636	636	78,097	78,712	78,803
Federal Employees Retirement	60,466	8,987	51,479	144,479	109,127	35,352	1,059,696	1,044,529	1,096,112
Federal Hospital Insurance	45,596	19,742	25,855	453,039	410,025	43,013	194,362	208,172	234,960
Federal Old-Age and Survivors Insurance	92,951	111,084	-18,133	1,212,910	1,304,397	-91,486	2,673,749	2,600,324	2,582,205
Federal Supplementary Medical Insurance	52,507	22,029	30,479	648,028	642,650	5,378	159,537	133,844	164,412
Hazardous Substance Superfund	554	194	359	2,656	2,006	650	11,006	11,158	11,534
Highways	4,568	10,524	-5,956	48,154	69,210	-21,056	115,673	103,463	96,549
Military Advances	5,497	5,302	195	52,079	48,726	3,353	.....	.....	.....
Military Retirement	5,541	556	4,986	264,230	72,160	192,070	1,366,845	1,595,308	1,599,141
Railroad Retirement	1,213	1,373	-160	17,797	15,835	1,962	2,612	2,870	2,879
Unemployment	922	7,499	-6,577	51,420	45,075	6,345	81,846	94,802	88,030
Veterans Life Insurance	1	33	-33	29	423	-394	1,638	1,283	1,250
All Other Trust	2,372	2,644	-272	11,078	10,245	833	38,013	39,651	39,460
<b>Total Trust Fund Receipts and Outlays and Investments Held from Table 6-D</b>	<b>289,823</b>	<b>204,646</b>	<b>85,177</b>	<b>3,115,667</b>	<b>2,905,632</b>	<b>210,035</b>	<b>5,942,581</b>	<b>6,105,137</b>	<b>6,189,788</b>
Less: Interfund Transactions	140,674	140,674	.....	1,339,586	1,339,586	.....	.....	.....	.....
Trust Fund Receipts and Outlays on the Basis of Tables 4 & 5	149,149	63,972	85,177	1,776,081	1,566,046	210,035			
<b>Total Federal Fund Receipts and Outlays</b>	<b>378,832</b>	<b>399,746</b>	<b>-20,914</b>	<b>3,144,035</b>	<b>5,186,886</b>	<b>-2,042,851</b>			
Less: Interfund Transactions	361	361	.....	1,381	1,381	.....			
Federal Fund Receipts and Outlays on the Basis of Table 4 & 5	378,471	399,385	-20,914	3,142,654	5,185,506	-2,042,851			
<b>Net Budget Receipts &amp; Outlays</b>	<b>527,620</b>	<b>463,357</b>	<b>64,263</b>	<b>4,918,736</b>	<b>6,751,552</b>	<b>-1,832,816</b>			

Note: Details may not add to totals due to rounding.

Note: Interfund receipts and outlays are transactions between Federal funds and trust funds such as Federal payments and contributions, and interest and profits on investments in Federal securities. They have no net effect on overall budget

receipts and outlays since the receipt side of such transactions is offset against budget outlays. In this table, Interfund receipts are shown as an adjustment to arrive at total receipts and outlays of trust funds respectively.  
... No Transactions

**Table 9. Summary of Receipts by Source, and Outlays by Function of the U.S. Government, September 2024 and Other Periods**

[\$ millions]

Classification	This Month	Fiscal Year to Date	Comparable Period Prior Fiscal Year
<b>Receipts</b>			
Individual Income Taxes	250,057	2,426,067	2,176,481
Corporation Income Taxes	108,555	529,867	419,584
Social Insurance and Retirement Receipts:			
Employment and General Retirement	141,078	1,652,998	1,558,148
Unemployment Insurance	865	48,607	49,402
Other Retirement	710	7,954	6,904
Excise Taxes	12,296	101,435	75,804
Estate and Gift Taxes	2,204	31,616	33,668
Customs Duties	7,249	77,037	80,337
Miscellaneous Receipts	4,606	43,155	38,959
<b>Total</b>	<b>527,620</b>	<b>4,918,736</b>	<b>4,439,286</b>
<b>Net Outlays</b>			
National Defense	76,219	874,041	820,734
International Affairs	11,639	71,992	69,306
General Science, Space, and Technology	3,647	41,562	41,376
Energy	1,563	13,790	-334
Natural Resources and Environment	6,789	56,892	45,890
Agriculture	-1,982	34,747	35,554
Commerce and Housing Credit	-7,823	35,568	100,310
Transportation	19,085	137,122	126,971
Community and Regional Development	4,709	87,766	88,905
Education, Training, Employment, and Social Services	20,083	305,026	-3,106
Health	87,437	911,684	889,297
Medicare	24,342	874,134	847,544
Income Security	37,784	671,076	774,152
Social Security	124,187	1,460,914	1,354,319
Veterans Benefits and Services	15,576	325,363	301,606
Administration of Justice	9,170	85,034	81,173
General Government	4,258	29,928	33,572
Net Interest	38,267	881,651	659,182
Undistributed Offsetting Receipts	-11,590	-146,738	-131,926
<b>Total</b>	<b>463,357</b>	<b>6,751,552</b>	<b>6,134,526</b>

Note: Details may not add to totals due to rounding.

# Explanatory Notes

## 1. Flow of Data into Monthly Treasury Statement

The *Monthly Treasury Statement (MTS)* is assembled from data in the central accounting system. The major sources of data include monthly accounting reports by Federal entities and disbursing officers, and daily reports from the Federal Reserve banks. These reports detail accounting transactions affecting receipts and outlays of the Federal Government and off-budget Federal entities, and their related effect on the assets and liabilities of the U.S. Government. Information is presented in the *MTS* on a modified cash basis.

## 2. Notes on Receipts

Receipts included in the report are classified into the following major categories: (1) budget receipts and (2) offsetting collections (also called applicable receipts). Budget receipts are collections from the public that result from the exercise of the Government's sovereign or governmental powers, excluding receipts offset against outlays. These collections, also called governmental receipts, consist mainly of tax receipts (including social insurance taxes), receipts from court fines, certain licenses, and deposits of earnings by the Federal Reserve System. Refunds of receipts are treated as deductions from gross receipts.

Offsetting collections are from other Government accounts or the public that are of a business-type or market-oriented nature. They are classified into two major categories: (1) offsetting collections credited to appropriations or fund accounts, and (2) offsetting receipts (i.e., amounts deposited in receipt accounts). Collections credited to appropriation or fund accounts normally can be used without appropriation action by Congress. These occur in two instances: (1) when authorized by law, amounts collected for materials or services are treated as reimbursements to appropriations and (2) in the three types of revolving funds (public enterprise, intra governmental, and trust); collections are netted against spending, and outlays are reported as the net amount.

Offsetting receipts in receipt accounts cannot be used without being appropriated. They are subdivided into two categories: (1) proprietary receipts - these collections are from the public and they are offset against outlays by agency and by function, and (2) intra governmental funds - these are payments into receipt accounts from Governmental appropriation or fund accounts. The transactions may be intrabudgetary when the payment and receipt both occur within the budget or from receipts from off-budget Federal entities in those cases where payment is made by a Federal entity whose budget authority and outlays are excluded from the budget totals.

Intrabudgetary transactions are subdivided into three categories: (1) interfund transactions, where the payments are from one fund group (either Federal funds or trust funds) to a receipt account in the other fund group; (2) Federal intrafund transactions, where the payments and receipts both occur within the Federal fund group; and (3) trust intrafund transactions, where the payments and receipts both occur within the trust fund group.

Offsetting receipts are generally deducted from budget authority and outlays by function, by subfunction, or by agency. There are four types of receipts, however, that are deducted from budget totals as undistributed offsetting receipts. They are: (1) agencies' payments (including payments by off-budget Federal entities) as employers into employees retirement funds, (2) interest received by trust funds, (3) rents and royalties on the Outer Continental Shelf lands, and (4) other interest (i.e., interest collected on Outer Continental Shelf money in deposit funds when such money is transferred into the budget).

## 3. Notes on Outlays

Outlays are generally accounted for on the basis of checks issued, electronic funds transferred, or cash payments made. Certain outlays do not require issuance of cash or checks. An example is charges made against appropriations for that part of employees' salaries withheld for taxes or savings bond allotments - these are counted as payments to the employee and credits for whatever purpose the money was withheld. Outlays are stated net of offsetting collections (including receipts of revolving and management funds) and of refunds. Interest on the public debt (public issues) is recognized on the accrual basis. Federal credit programs subject to the Federal Credit Reform Act of 1990 use the cash

basis of accounting and are divided into two components. The portion of the credit activities that involve a cost to the Government (mainly subsidies) is included within the budget program accounts. The remaining portion of the credit activities are in non-budget financing accounts. Outlays of off-budget Federal entities are excluded by law from budget totals. However, they are shown separately and combined with the on-budget outlays to display total Federal outlays.

## 4. Processing

The data on payments and collections are reported by account symbol into the central accounting system. In turn, the data are extracted from this system for use in the preparation of the *MTS*.

There are two major checks which are conducted to assure consistency of the data reported:

1. Verification of payment data. The monthly payment activity reported by Federal entities on the Statements of Transactions is compared to the payment activity of Federal entities as reported by disbursing officers.
2. Verification of collection data. Reported collections appearing on Statements of Transactions are compared to deposits as reported by Federal Reserve Banks.

## 5. Other Sources of Information About Federal Government Financial Activities

- *A Glossary of Terms Used in the Federal Budget Process, 2005* (Available from the U.S. Government Accountability Office, at calling 202-512-6000. This glossary provides a basic reference document of standardized definitions of terms used by the Federal Government in the budget making process).
- *Daily Treasury Statement* (Available on the internet at <https://fiscaldata.treasury.gov/datasets/daily-treasury-statement/operating-cash-balance>). *The Daily Treasury Statement* is published each working day of the Federal Government and provides data on the cash and debt operations of the Treasury.
- *Monthly Statement of the Public Debt of the United States* (Available on the internet at <https://fiscaldata.treasury.gov/datasets/monthly-statement-public-debt/summary-of-treasury-securities-outstanding>). This publication provides detailed information concerning the public debt.
- *Treasury Bulletin* (Available from GPO, Washington, D.C. 20401 on a subscription or single copy and on the internet at <https://www.fiscal.treasury.gov/reports-statements/treasury-bulletin/>). Quarterly, contains a mix of narrative, tables, and charts on Treasury issues, Federal financial operations, international statistics, and special reports.
- Budget of the United States Government, Fiscal Year 20\_\_ (Available from GPO, Washington, D.C. 20401 on a subscription basis only and on the internet at <https://www.govinfo.gov/app/collection/budget>). This publication is a single volume which provides budget information and contains:
  - *Appendix, The Budget of the United States Government, FY 20*
  - *The United States Budget in Brief, FY 20*
  - *Analytical Perspectives*
  - *Historical Tables*
- *Combined Statement of Receipts, Outlays, and Balances of the United States Government* (Available from Bureau of the Fiscal Service, U.S. Department of Treasury, Washington, D.C. 20227 and on the internet at <https://www.fiscal.treasury.gov/reports-statements/combined-statement/>). This report includes budgetary results at the summary level and presents individual receipt and appropriation accounts at the detail level.

**Scheduled Release**

**The release date for the October 2024 Statement**

**will be 2:00 p.m. EST November 13, 2024.**

Internet service subscribers can access the current issue of the Monthly Treasury Statement through the Bureau of the Fiscal Service's website:

[http://www.fiscal.treasury.gov/fsreports/rpt/mthTreasStmnt/mthTreasStmnt\\_home.htm](http://www.fiscal.treasury.gov/fsreports/rpt/mthTreasStmnt/mthTreasStmnt_home.htm)