



001442

Monthly Treasury Statement of Receipts and Outlays of the United States Government

for period from October 1, 1979 through October 31, 1979

TABLE I--TOTALS OF BUDGET RESULTS AND FINANCING (In millions)

Period	Budget Receipts and Outlays			Means of Financing			Total Budget Financing
	Net Receipts	Net Outlays	Budget Surplus (+) or Deficit (-)	Borrowing from the Public	By Reduction of Cash and Monetary Assets Increase (-)	By Other Means	
Current month (October 1979).....	\$33,099	\$47,807	-\$14,708	\$2,217	\$14,220	-\$1,728	\$14,708
Actual 1980 (one month).....	33,099	47,807	-14,708	2,217	14,220	-1,728	14,708
Comparative data:							
Actual 1979 (one month).....	28,745	42,745	-13,999	6,484	7,082	433	13,999
Actual 1979 (full year).....	465,940	493,221	-27,281	33,641	-408	-5,951	27,281
Estimated 1980.....	513,865	547,092	-33,227	42,900	-9,673	33,227

TABLE II--SUMMARY OF BUDGET RECEIPTS AND OUTLAYS (In millions)

Classification	Actual This Month	Actual This Fiscal Year to Date	Actual Comparable Prior Period	Budget Estimates Full Fiscal Year ¹
NET RECEIPTS				
Individual income taxes.....	\$18,682	\$18,682	\$15,922	\$234,165
Corporation income taxes.....	1,476	1,476	1,684	71,210
Social insurance taxes and contributions:				
Employment taxes and contributions.....	8,013	8,013	6,595	140,006
Unemployment insurance.....	840	840	722	16,140
Contributions for other insurance and retirement.....	530	530	488	6,454
Excise taxes.....	1,547	1,547	1,635	21,610
Estate and gift taxes.....	526	526	477	5,709
Customs duties.....	646	646	621	8,143
Miscellaneous receipts.....	838	838	602	10,428
Total.....	33,099	33,099	28,745	513,865
NET OUTLAYS				
Legislative Branch.....	89	89	104	1,289
The Judiciary.....	56	56	1	586
Executive Office of the President.....	7	7	6	92
Funds Appropriated to the President:				
International security assistance.....	706	706	-55	2,857
International development assistance.....	97	97	121	1,903
Other.....	75	75	207	3,027
Department of Agriculture.....	1,712	1,712	1,696	18,351
Department of Commerce.....	346	346	487	3,289
Department of Defense - Military.....	10,180	10,180	9,160	127,400
Department of Defense - Civil.....	348	348	223	3,041
Department of Energy.....	496	496	530	9,351
Department of Health, Education, and Welfare.....	16,389	16,389	14,103	202,216
Department of Housing and Urban Development.....	1,163	1,163	758	10,772
Department of the Interior.....	332	332	204	3,781
Department of Justice.....	255	255	210	2,516
Department of Labor.....	1,701	1,701	1,311	26,358
Department of State.....	255	255	153	1,905
Department of Transportation.....	1,746	1,746	1,649	16,369
Department of the Treasury:				
General revenue sharing.....	1,715	1,715	1,704	6,863
Interest on the public debt.....	4,653	4,653	3,822	67,600
Other.....	-132	-132	242	-3,774
Other.....	521	521	392	4,764
Environmental Protection Agency.....	-166	-166	-161	133
General Services Administration.....	384	384	300	4,792
National Aeronautics and Space Administration.....	1,807	1,807	1,645	20,826
Veterans Administration.....	3,795	3,795	4,331	28,544
Other independent agencies.....	838
Allowances, undistributed.....
Undistributed offsetting receipts:				
Federal employer contributions to retirement funds.....	-470	-470	-199	-5,476
Interest on certain Government accounts.....	-114	-114	-103	-10,916
Rents and royalties on the Outer Continental Shelf lands.....	-138	-138	-95	-2,265
Total.....	47,807	47,807	42,745	547,092
Surplus (+) or deficit (-).....	-14,708	-14,708	-13,999	-33,227

See footnotes on page 3.

Source: Bureau of Government Financial Operations, Department of the Treasury.

TABLE III--BUDGET RECEIPTS AND OUTLAYS--Continued (In thousands)

Classification of Receipts	This Month			Current Fiscal Year to Date			Comparable Period Prior Fiscal Year		
	Gross Receipts	Refunds (Deduct)	Net Receipts	Gross Receipts	Refunds (Deduct)	Net Receipts	Gross Receipts	Refunds (Deduct)	Net Receipts
Individual income taxes:									
Withheld	\$17,776,702			\$17,776,702			\$15,031,639		
Presidential Election Campaign Fund.....	124			124			128		
Other	1,183,279			1,183,279			1,104,155		
Total--Individual income taxes	18,960,105	\$277,651	\$18,682,454	18,960,105	\$277,651	\$18,682,454	16,135,921	\$213,928	\$15,921,993
Corporation income taxes	2,543,259	1,067,560	1,475,699	2,543,259	1,067,560	1,475,699	2,435,648	751,514	1,684,134
Social insurance taxes and contributions:									
Employment taxes and contributions:									
Federal old-age and survivors ins. trust fund:									
Federal Insurance Contributions Act taxes	5,608,000		5,608,000	5,608,000		5,608,000	4,618,000		4,618,000
Self-Employment Contributions Act taxes.....									
Deposits by States	2-38,780		-38,780	-38,780		-38,780	-11,573		-11,573
Total--FOASI trust fund	5,569,220		5,569,220	5,569,220		5,569,220	4,606,427		4,606,427
Federal disability insurance trust fund:									
Federal Insurance Contributions Act taxes	971,000		971,000	971,000		971,000	837,000		837,000
Self-Employment Contributions Act taxes.....									
Deposits by States	23,561		23,561	23,561		23,561	8,046		8,046
Total--FDI trust fund	994,561		994,561	994,561		994,561	845,046		845,046
Federal hospital insurance trust fund:									
Federal Insurance Contributions Act taxes	1,360,000		1,360,000	1,360,000		1,360,000	1,081,000		1,081,000
Self-Employment Contributions Act taxes									
Receipts from railroad retirement account									
Deposits by States	32,985		32,985	32,985		32,985	9,790		9,790
Premiums collected for uninsured individuals	717		717	717		717	1,626		1,626
Total--FHI trust fund	1,393,702		1,393,702	1,393,702		1,393,702	1,092,415		1,092,415
Railroad retirement accounts:									
Railroad Retirement Act taxes	55,357	12	55,345	55,357	12	55,345	51,378	(*)	51,378
Total--Employment taxes and contributions	8,012,839	12	8,012,827	8,012,839	12	8,012,827	6,595,266	(*)	6,595,266
Unemployment insurance:									
Unemployment trust fund:									
State taxes deposited in Treasury	646,019		646,019	646,019		646,019	539,494		539,494
Federal Unemployment Tax Act taxes.....	195,000	1,325	193,675	195,000	1,325	193,675	183,000	1,719	181,281
Railroad Unemployment Ins. Act Contributions	671		671	671		671	945		945
Total--Unemployment trust fund	841,690	1,325	840,365	841,690	1,325	840,365	723,439	1,719	721,720
Contributions for other insurance and retirement:									
Federal supplementary medical ins. trust fund:									
Premiums collected for the aged	219,894		219,894	219,894		219,894	185,913		185,913
Premiums collected for the disabled.....	26,235		26,235	26,235		26,235	20,951		20,951
Total--FSMI trust fund.....	246,129		246,129	246,129		246,129	206,863		206,863
Federal employees retirement contributions:									
Civil service retirement and disability fund	275,939		275,939	275,939		275,939	275,098		275,098
Foreign service retirement and disability fund.....	2,108		2,108	2,108		2,108	1,091		1,091
Other.....	134		134	134		134	2		2
Total--Federal employees retirement contributions.....	278,181		278,181	278,181		278,181	276,191		276,191

See footnotes on page 3.

TABLE III--BUDGET RECEIPTS AND OUTLAYS--Continued (In thousands)

Classification of Receipts--Continued	This Month			Current Fiscal Year to Date			Comparable Period Prior Fiscal Year		
	Gross Receipts	Refunds (Deduct)	Net Receipts	Gross Receipts	Refunds (Deduct)	Net Receipts	Gross Receipts	Refunds (Deduct)	Net Receipts
Social insurance taxes and contributions--Continued									
Contributions for other insurance and retirement--Continued									
Other retirement contributions:									
Civil service retirement and disability fund.....	\$6,000	\$6,000	\$6,000	\$6,000	\$5,200	\$5,200
Total--Contributions for other insurance and retirement	530,310	530,310	530,310	530,310	488,254	488,254
Total--Social insurance taxes and contributions.....	9,384,839	\$1,337	9,383,502	9,384,839	\$1,337	9,383,502	7,806,960	\$1,719	7,805,241
Excise taxes:									
Miscellaneous excise taxes	838,468	17,152	821,316	838,468	17,152	821,316	896,389	14,453	881,936
Airport and airway trust fund	129,295	129,295	129,295	129,295	122,620	122,620
Highway trust fund.....	578,500	578,500	578,500	578,500	611,200	611,200
Black lung disability trust fund.....	18,200	18,200	18,200	18,200	18,800	18,800
Total--Excise taxes.....	1,564,463	17,152	1,547,311	1,564,463	17,152	1,547,311	1,649,009	14,453	1,634,556
Estate and gift taxes	535,040	9,098	525,942	535,040	9,098	525,942	486,722	9,657	477,065
Customs duties	673,280	27,351	645,929	673,280	27,351	645,929	632,770	11,905	620,865
Miscellaneous receipts:									
Deposits of earnings by Federal Reserve Banks.....	745,385	745,385	745,385	745,385	548,319	548,319
All other.....	92,885	54	92,831	92,885	54	92,831	53,248	4	53,244
Total--Miscellaneous receipts	838,270	54	838,216	838,270	54	838,216	601,567	4	601,563
Total--Budget receipts.....	34,499,255	1,400,202	33,099,053	34,499,255	1,400,202	33,099,053	29,748,598	1,003,180	28,745,417

Note: Throughout this statement, details may not add to totals because of rounding.

FOOTNOTES

¹These budget estimates are based on the revision of the Mid-Session Review of the 1980 Budget released on July 31, 1979; adjusted to include revised estimates for the Energy Security Program and Department of Defense increases.

²Includes \$23,561 thousand distributed to the FDI Trust Fund and \$32,985 thousand distributed to the FHI Trust Fund.

³Includes adjustments to amounts previously reported.

⁴Postal Service reporting is on a full calendar month basis and is partially estimated. Data from October 5 to October 31, is derived from the Postal Service consolidated accelerating reporting system.

TABLE III--BUDGET RECEIPTS AND OUTLAYS--Continued (In thousands)

Classification of OUTLAYS	This Month			Current Fiscal Year			Comparable Period Prior Fiscal Year		
	Outlays	Applicable Receipts	Net Outlays	Outlays	Applicable Receipts	Net Outlays	Outlays	Applicable Receipts	Net Outlays
Legislative Branch:									
Senate.....	\$15,492	\$15,492	\$15,492	\$15,492	\$15,165	\$15,165
House of Representatives.....	26,311 \$9	26,302	26,311 \$9	26,302	24,114 \$6	24,107
Joint Items.....	881	881	881	881	12,205	12,205
Congressional Budget Office.....	1,021	1,021	1,021	1,021	947	947
Architect of the Capitol.....	7,498	7,498	7,498	7,498	9,260	9,260
Library of Congress.....	18,106	18,106	18,106	18,106	16,320	16,320
Government Printing Office:									
Revolving fund (net).....	-8,724	-8,724	-8,724	-8,724	273	273
General fund appropriations.....	12,108	12,108	12,108	12,108	8,790	8,790
General Accounting Office.....	14,224	14,224	14,224	14,224	15,770	15,770
United States Tax Court.....	1,333	1,333	1,333	1,333	1,137	1,137
Other Legislative Branch Agencies.....	1,714	1,714	1,714	1,714	1,547	1,547
Proprietary receipts from the public.....	755	-755	755	-755	1,235	-1,235
Intrabudgetary transactions.....	-114	-114	-114	-114	-38	-38
Total--Legislative Branch.....	89,850	764	89,086	89,850	764	89,086	105,491	1,242	104,249
The Judiciary:									
Supreme Court of the United States.....	882	882	882	882	693	693
Courts of Appeals, District Courts, and other Judicial Services.....	52,787	52,787	52,787	52,787	427	427
Other.....	2,316	2,316	2,316	2,316
Proprietary receipts from the public.....	256	-256	256	-256	(*)	(*)
Intrabudgetary transactions.....
Total--The Judiciary.....	55,985	256	55,729	55,985	256	55,729	1,121	(*)	1,121
Executive Office of the President:									
Compensation of the President and the White House Office.....	1,190	1,190	1,190	1,190	730	730
Office of Management and Budget.....	3,177 (*)	3,177	3,177 (*)	3,177	2,777	2,777
Other.....	2,736	2,736	2,736	2,736	2,916	2,916
Total--Executive Office of the President.....	7,103	(*)	7,102	7,103	(*)	7,102	6,423	6,423
Funds Appropriated to the President:									
Appalachian Regional Development Programs.....	35,010	35,010	35,010	35,010	38,421	38,421
Disaster relief.....	37,453	37,453	37,453	37,453	24,079	24,079
Foreign Assistance:									
International Security Assistance:									
Military assistance.....	33,589	33,589	33,589	33,589	2,605	2,605
Foreign military credit sales.....	19,746	19,746	19,746	19,746	18,130	18,130
Security supporting assistance.....	101,087	101,087	101,087	101,087	85,366	85,366
Advances, foreign military sales.....	755,707	755,707	755,707	755,707	571,293	571,293
Other.....	1,186	1,186	1,186	1,186	1,124	1,124
Proprietary receipts from the public:									
Advances, foreign military sales.....	161,747	-161,747	161,747	-161,747	697,907	-697,907
Other.....	44,030	-44,030	44,030	-44,030	35,798	-35,798
Total--International Security Assistance.....	911,316	205,777	705,539	911,316	205,777	705,539	678,518	733,705	-55,187
International Development Assistance:									
Multilateral Assistance:									
Contributions to International Financial Institutions:									
International development association.....

See footnotes on page 3.

TABLE III--BUDGET RECEIPTS AND OUTLAYS--Continued (In thousands)

Classification of OUTLAYS--Continued	This Month			Current Fiscal Year to Date			Comparable Period Prior Fiscal Year		
	Outlays	Applicable Receipts	Net Outlays	Outlays	Applicable Receipts	Net Outlays	Outlays	Applicable Receipts	Net Outlays
Funds Appropriated to the President--Continued									
Foreign Assistance--Continued									
International Development--Assistance--Continued									
Multilateral Assistance--Continued									
Contributions to International Financial Institutions--Continued									
Inter-American development bank	\$11,201	\$11,201	\$11,201	\$11,201	\$24,468	\$24,468
Other.....
Payment to the International Fund for Agricultural Development.....
International organizations and programs.....	5,916	5,916	5,916	5,916	14,676	14,676
Bilateral Assistance:									
Public enterprise funds:									
Overseas Private Investment Corporation	2,040	\$2,999	-959	2,040	\$2,999	-959	1,183	\$2,043	-860
Inter-American Foundation	3,210	2,324	886	3,210	2,324	886	725	62	663
Other.....	31,800	1,817	29,983	31,800	1,817	29,983	11,800	1,089	10,711
Functional development assistance program	54,340	54,340	54,340	54,340	51,650	51,650
Payment to Foreign Service retirement and disability fund.....	24,820	24,820
Operating expenses of the Agency for International Development	27,665	27,665	27,665	27,665	20,739	20,739
Other.....	9,542	9,542	9,542	9,542	13,344	13,344
Proprietary receipts from the public.....	41,247	-41,247	41,247	-41,247	38,885	-38,885
Total--Bilateral Assistance.....	128,597	48,387	80,210	128,597	48,387	80,210	124,262	42,078	82,183
Total--International Development Assistance	145,715	48,387	97,327	145,715	48,387	97,327	163,406	42,078	121,327
International Narcotics Control Assistance	2,914	2,914	2,914	2,914	2,351	2,351
President's foreign assistance contingency fund.....	-2	-2	-2	-2	62	62
Total--Foreign Assistance.....	1,059,942	254,164	805,778	1,059,942	254,164	805,778	844,336	775,784	68,552
Petroleum Reserves:									
Energy Supply.....	(*)	(*)
Proprietary receipts from the public.....	27	-27	27	-27	-142,039	142,039
Other.....	113	113	113	113	45	45
Total--Funds Appropriated to the President	1,132,519	254,191	878,327	1,132,519	254,191	878,327	906,881	633,745	273,136
Department of Agriculture:									
Departmental Administration.....	6,716	6,716	6,716	6,716	3,985	3,985
Office of the Inspector General.....	3,542	3,542	3,542	3,542	1,994	1,994
Science and Education Administration:									
Agricultural Research.....	34,323	34,323	34,323	34,323	24,839	24,839
Cooperative Research.....	9,037	9,037	9,037	9,037	10,483	10,483
Extension activities	13,740	13,740	13,740	13,740	16,839	16,839
Other.....	983	983	983	983	693	693
Economics, statistics, and cooperative service.....	7,603	7,603	7,603	7,603	4,546	4,546
Foreign Agricultural Service.....	4,238	4,238	4,238	4,238	3,522	3,522
Foreign Assistance Program.....	46,121	46,121	46,121	46,121	85,290	85,290
Agricultural Stabilization and Conservation Service:									
Salaries and expenses.....	19,129	19,129	19,129	19,129	10,775	10,775
Agricultural conservation program	23,958	23,958	23,958	23,958	55,481	55,481
Other.....	3,701	3,701	3,701	3,701	3,307	3,307
Federal Crop Insurance Corporation.....	12,904	13,236	-333	12,904	13,236	-333	5,989	9,979	-3,990
Commodity Credit Corporation:									
Price support and related programs	754,694	396,361	358,333	754,694	396,361	358,333	1,167,852	284,475	883,377
Intragovernmental funds.....
National Wool Act program	2	2	2	2	305	305
Total--Commodity Credit Corporation	754,696	396,361	358,336	754,696	396,361	358,336	1,168,158	284,475	883,682
Rural Electrification Administration (salaries and expenses).....	2,639	2,639	2,639	2,639	1,724	1,724

See footnotes on page 3.

TABLE III--BUDGET RECEIPTS AND OUTLAYS--Continued (In thousands)

Classification of OUTLAYS--Continued	This Month			Current Fiscal Year to Date			Comparable Period Prior Fiscal Year		
	Outlays	Applicable Receipts	Net Outlays	Outlays	Applicable Receipts	Net Outlays	Outlays	Applicable Receipts	Net Outlays
Department of Agriculture--Continued									
Farmers Home Administration:									
Public enterprise funds:									
Rural housing insurance fund.....	\$663,327	\$604,099	\$59,228	\$663,327	\$604,099	\$59,228	\$525,292	\$564,123	-\$38,831
Agricultural credit insurance fund.....	546,670	566,013	-19,343	546,670	566,013	-19,343	309,605	366,921	-57,316
Rural development insurance fund.....	126,840	132,910	-6,070	126,840	132,910	-6,070	198,543	213,196	-14,654
Other.....	-83	-83	-83	-83	-171	107	-279
Rural water and waste disposal grants.....	30,973	30,973	30,973	30,973	26,007	26,007
Salaries and expenses.....	29,140	29,140	29,140	29,140	15,161	15,161
Other.....	3,724	3,724	3,724	3,724	5,040	5,040
Total--Farmers Home Administration.....	1,400,590	1,303,022	97,569	1,400,590	1,303,022	97,569	1,079,476	1,144,347	-64,871
Soil Conservation Service:									
Conservation operations.....	32,928	32,928	32,928	32,928	20,070	20,070
Watershed and flood prevention operations.....	23,705	23,705	23,705	23,705	19,439	19,439
Other.....	8,390	8,390	8,390	8,390	7,162	7,162
Animal and Plant Health Inspection Service.....	25,065	25,065	25,065	25,065	18,224	18,224
Federal Grain Inspection Service.....	2,569	2,569	2,569	2,569	1,608	1,608
Agricultural Marketing Service.....	8,518	3,125	5,393	8,518	3,125	5,393	6,606	2,855	3,750
Food Safety and Quality Service:									
Salaries and expenses.....	48,407	48,407	48,407	48,407	20,086	20,086
Funds for strengthening markets, income, and supply.....	91,993	91,993	91,993	91,993	300	300
Expenses and refunds, inspection and grading of farm products.....	5,630	5,630	5,630	5,630	2,110	2,110
Food and Nutrition Service:									
Food program administration.....	7,398	7,398	7,398	7,398	4,646	4,646
Food stamp program.....	658,069	658,069	658,069	658,069	440,302	440,302
Special milk program.....	5,814	5,814	5,814	5,814	5,561	5,561
Child nutrition programs.....	145,529	145,529	145,529	145,529	123,095	123,095
Special supplemental food programs (WIC).....	45,245	45,245	45,245	45,245	36,981	36,981
Food donations program.....	3,449	3,449	3,449	3,449	2,470	2,470
Total--Food and Nutrition Service.....	865,503	865,503	865,503	865,503	613,054	613,054
Forest Service:									
Forest management, protection and utilization.....	129,396	129,396	129,396	129,396	73,371	73,371
Construction and land acquisition.....	20,796	20,796	20,796	20,796	11,160	11,160
Forest roads and trails.....	25,127	25,127	25,127	25,127	21,294	21,294
Forest Service permanent appropriations.....	189,276	189,276	189,276	189,276	4,015	4,015
Cooperative work.....	8,442	8,442	8,442	8,442	6,509	6,509
Other.....	5,936	5,936	5,936	5,936	2,078	2,078
Total--Forest Service.....	378,974	378,974	378,974	378,974	118,427	118,427
Other.....	-1,391	-1,391	-1,391	-1,391	715	715
Proprietary receipts from the public.....	394,762	-394,762	394,762	-394,762	161,147	-161,147
Intrabudgetary transactions.....	-12,130	-12,130	-12,130	-12,130	-6,084	-6,084
Total--Department of Agriculture.....	3,822,083	2,110,506	1,711,577	3,822,083	2,110,506	1,711,577	3,298,818	1,602,804	1,696,014
Department of Commerce:									
General Administration.....	5,044	5,044	5,044	5,044	3,301	3,301
Bureau of the Census.....	36,840	36,840	36,840	36,840	14,420	14,420
Economic and Statistical Analysis.....	1,996	1,996	1,996	1,996	1,311	1,311

TABLE III--BUDGET RECEIPTS AND OUTLAYS--Continued (In thousands)

Classification of OUTLAYS--Continued	This Month			Current Fiscal Year to Date			Comparable Period Prior Fiscal Year		
	Outlays	Applicable Receipts	Net Outlays	Outlays	Applicable Receipts	Net Outlays	Outlays	Applicable Receipts	Net Outlays
Department of Commerce--Continued									
Economic Development Assistance:									
Economic Development Administration:									
Economic development assistance programs.....	\$73,929	\$73,929	\$73,929	\$73,929	\$39,556	\$39,556
Local public works program	62,462	62,462	62,462	62,462	314,047	314,047
Other.....	4,676	\$5,646	-970	4,676	\$5,646	-970	6,840	\$4,959	1,881
Regional Action Planning Commissions.....	7,368	7,368	7,368	7,368	11,557	11,557
Total--Economic Development Assistance.....	148,435	5,646	142,789	148,435	5,646	142,789	372,000	4,959	367,041
Promotion of Industry and Commerce.....	15,909	15,909	15,909	15,909	12,208	12,208
Science and Technology:									
National Oceanic and Atmospheric Administration.....	67,338	140	67,198	67,338	140	67,198	57,029	150	56,879
Patent and Trademark Office.....	11,870	11,870	11,870	11,870	12,073	12,073
Science and Technical Research.....	11,219	11,219	11,219	11,219	6,500	6,500
National Telecommunications and Information Administration	2,955	2,955	2,955	2,955	800	800
Total--Science and Technology.....	93,382	140	93,242	93,382	140	93,242	76,403	150	76,253
Maritime Administration:									
Public enterprise funds.....	2,437	5,599	-3,162	2,437	5,599	-3,162	868	4,261	-3,393
Ship construction	23,423	23,423	23,423	23,423	14,198	14,198
Operating-differential subsidies.....	35,755	35,755	35,755	35,755	12,878	12,878
Other.....	725	725	725	725	17	17
Proprietary receipts from the public.....	5,560	-5,560	5,560	-5,560	5,660	-5,660
Intrabudgetary transactions.....	-1,299	-1,299	-1,299	-1,299	-5,167	-5,167
Total--Department of Commerce.....	362,648	16,945	345,703	362,648	16,945	345,703	502,438	15,030	487,408
Department of Defense--Military:									
Military Personnel:									
Department of the Army	976,045	976,045	976,045	976,045	896,289	896,289
Department of the Navy	849,054	849,054	849,054	849,054	742,038	742,038
Department of the Air Force.....	763,093	763,093	763,093	763,093	741,461	741,461
Total--Military Personnel.....	2,588,193	2,588,193	2,588,193	2,588,193	2,379,788	2,379,788
Retired Military Personnel	942,415	942,415	942,415	942,415	819,906	819,906
Operation and Maintenance:									
Department of the Army	892,634	892,634	892,634	892,634	708,163	708,163
Department of the Navy	917,623	917,623	917,623	917,623	1,040,601	1,040,601
Department of the Air Force.....	945,936	945,936	945,936	945,936	809,422	809,422
Defense agencies	280,298	280,298	280,298	280,298	186,513	186,513
Total--Operation and Maintenance.....	3,036,491	3,036,491	3,036,491	3,036,491	2,744,699	2,744,699
Procurement:									
Department of the Army	485,636	485,636	485,636	485,636	403,050	403,050
Department of the Navy	965,785	965,785	965,785	965,785	1,173,517	1,173,517
Department of the Air Force.....	932,106	932,106	932,106	932,106	603,788	603,788
Defense agencies	22,818	22,818	22,818	22,818	18,883	18,883
Total--Procurement.....	2,406,345	2,406,345	2,406,345	2,406,345	2,199,238	2,199,238
Research, Development, Test, and Evaluation:									
Department of the Army	176,325	176,325	176,325	176,325	156,607	156,607
Department of the Navy	310,218	310,218	310,218	310,218	351,569	351,569
Department of the Air Force.....	371,380	371,380	371,380	371,380	262,331	262,331
Defense agencies	65,282	65,282	65,282	65,282	55,846	55,846
Total--Research, Development, Test, and Evaluation.....	923,205	923,205	923,205	923,205	826,353	826,353

TABLE III--BUDGET RECEIPTS AND OUTLAYS--Continued (In thousands)

Classification of OUTLAYS--Continued	This Month			Current Fiscal Year to Date			Comparable Period Prior Fiscal Year		
	Outlays	Applicable Receipts	Net Outlays	Outlays	Applicable Receipts	Net Outlays	Outlays	Applicable Receipts	Net Outlays
Department of Defense--Military--Continued									
Military Construction:									
Department of the Army	\$68,442	\$68,442	\$68,442	\$68,442	\$74,425	\$74,425
Department of the Navy	43,970	43,970	43,970	43,970	60,693	60,693
Department of the Air Force	53,886	53,886	53,886	53,886	47,307	47,307
Defense agencies	1,810	1,810	1,810	1,810	620	620
Total--Military Construction.....	168,108	168,108	168,108	168,108	183,044	183,044
Family Housing.....	114,358	\$103	114,255	114,358	\$103	114,255	124,318	\$281	124,038
Revolving and Management Funds:									
Public Enterprise Funds	39	149	-111	39	149	-111	132	108	24
Intragovernmental Funds:									
Department of the Army	57,066	57,066	57,066	57,066	50,995	50,995
Department of the Navy	58,749	58,749	58,749	58,749	12,262	12,262
Department of the Air Force	-174,840	-174,840	-174,840	-174,840	-110,367	-110,367
Defense Agencies.....	192,556	192,556	192,556	192,556	33,539	33,539
Other.....	17,309	113	17,309	113	17,451	-1,883
Proprietary receipts from the public.....	143,526	-143,526	143,526	-143,526	19,334	-122,660
Intrabudgetary transactions.....	11,313	11,313	11,313	11,313	20,587	20,587
Total--Department of Defense--Military	10,341,305	160,974	10,180,331	10,341,305	160,974	10,180,331	9,301,946	142,382	9,159,563
Department of Defense--Civil:									
Corps of Engineers:									
General investigations.....	11,030	11,030	11,030	11,030	7,852	7,852
Construction, general.....	157,070	157,070	157,070	157,070	115,549	115,549
Operations and maintenance, general	61,469	61,469	61,469	61,469	50,032	50,032
Flood control.....	32,744	32,744	32,744	32,744	11,295	11,295
Other.....	37,731	37,731	37,731	37,731	40,477	40,477
Proprietary receipts from the public.....	25,419	-25,419	25,419	-25,419	4,241	-4,241
Total--Corps of Engineers	300,044	25,419	274,625	300,044	25,419	274,625	225,205	4,241	220,963
The Panama Canal:									
Canal Zone Government	-1,177	-1,177
Panama Canal Company	71,216	71,216	71,216	71,216	40,100	35,159	4,941
Proprietary receipts from the public.....	2,906	-2,906
Intrabudgetary transactions.....	-810	-810
Other.....	2,281	25	2,255	2,281	25	2,255	2,062	31	2,031
Proprietary receipts from the public.....	425	-425	425	-425	381	-381
Total--Department of Defense--Civil	373,541	25,870	347,671	373,541	25,870	347,671	265,379	42,718	222,661
Department of Energy:									
Atomic Energy Defense Activities	266,797	266,797	266,797	266,797	29,471	192,813	-163,342
Energy Programs:									
General Science and Research.....	8,974	8,974	8,974	8,974
Energy Supply, R and D	254,588	254,588	254,588	254,588	378,143	378,143
Fossil Fuel-Operating Expenses.....	20,014	20,014	20,014	20,014	22,950	22,950
Energy Conservation.....	14,688	14,688	14,688	14,688
Strategic Petroleum Reserve.....	38,735	38,735	38,735	38,735	185,420	185,420
Other.....	-91,780	-91,780	-91,780	-91,780	14,739	14,739
Total--Energy Programs	245,218	245,218	245,218	245,218	601,252	601,252
Power Marketing Administration	43,846	25,939	17,907	43,846	25,939	17,907	124,983	17,147	107,836
Departmental Administration	2,020	2,020	2,020	2,020	3	3
Proprietary receipts from the public.....	35,813	-35,813	35,813	-35,813	16,084	-16,084
Total--Department of Energy	557,880	61,751	496,128	557,880	61,751	496,128	755,709	226,044	529,665

TABLE III--BUDGET RECEIPTS AND OUTLAYS--Continued (In thousands)

Classification of OUTLAYS--Continued	This Month			Current Fiscal Year to Date			Comparable Period Prior Fiscal Year		
	Outlays	Applicable Receipts	Net Outlays	Outlays	Applicable Receipts	Net Outlays	Outlays	Applicable Receipts	Net Outlays
Department of Health, Education, and Welfare:									
Public Health Service:									
Food and Drug Administration	\$30,944	\$516	\$30,429	\$30,944	\$516	\$30,429	\$33,418	\$506	\$32,912
Health Services Administration:									
Health services	104,857	104,857	104,857	104,857	87,990	87,990
Indian health services and facilities.....	58,117	58,117	58,117	58,117	50,050	50,050
Emergency health.....
Center for Disease Control	24,102	24,102	24,102	24,102	24,503	24,503
National Institutes of Health:									
Intragovernmental funds	14,454	14,454	14,454	14,454	9,952	9,952
Cancer Research	51,734	51,734	51,734	51,734	64,356	64,356
Heart, Lung, and Blood Research	30,475	30,475	30,475	30,475	31,024	31,024
Arthritis, Metabolism, and Digestive Diseases ...	10,552	10,552	10,552	10,552	3,884	3,884
Neurological and Communicative Disorders and Stroke	12,333	12,333	12,333	12,333	13,216	13,216
Allergy and Infectious Diseases	8,434	8,434	8,434	8,434	14,602	14,602
General Medical Sciences.....	5,901	5,901	5,901	5,901	17,617	17,617
Child Health and Human Development	9,931	9,931	9,931	9,931	19,519	19,519
Other research institutes	18,546	18,546	18,546	18,546	17,790	17,790
Research resources	11,725	11,725	11,725	11,725	9,655	9,655
Other.....	11,198	11,198	11,198	11,198	18,368	18,368
Total--National Institutes of Health	185,282	185,282	185,282	185,282	219,984	219,984
Alcohol, Drug Abuse, and Mental Health Administration	61,722	61,722	61,722	61,722	40,794	40,794
Health Resources Administration:									
Public enterprise funds.....	2,704	34	2,670	2,704	34	2,670	3,433	21	3,412
Health resources	84,273	84,273	84,273	84,273	80,239	80,239
Office of Assistant Secretary for Health.....	16,344	16,344	16,344	16,344	34,435	34,435
Total--Public Health Service.....	568,347	550	567,797	568,347	550	567,797	574,846	527	574,319
Health Care Financing Administration:									
Intragovernmental funds	448	448	448	448	-408	-408
Grants to States for Medicaid	1,211,301	1,211,301	1,211,301	1,211,301	1,037,700	1,037,700
Payments to health care trust funds.....	431,247	431,247	431,247	431,247	522,339	522,339
Program management.....	-2,925	-2,925	-2,925	-2,925	7,350	7,350
Other.....	-1,111	-1,111	-1,111	-1,111	-3,180	-3,180
Federal hospital insurance trust fund:									
Benefit payments	1,825,554	1,825,554	1,825,554	1,825,554	1,563,037	1,563,037
Administrative expenses and construction	49,628	49,628	49,628	49,628	57,450	57,450
Total--FHI trust fund	1,875,182	1,875,182	1,875,182	1,875,182	1,620,487	1,620,487
Federal supplementary medical ins. trust fund:									
Benefit payments	823,641	823,641	823,641	823,641	677,875	677,875
Administrative expenses and construction	54,540	54,540	54,540	54,540	34,459	34,459
Total--FSMI trust fund	878,181	878,181	878,181	878,181	712,334	712,334
Total--Health Care Financing Administration.....	4,392,324	4,392,324	4,392,324	4,392,324	3,896,622	3,896,622
Education Division:									
Office of Education:									
Public enterprise funds:									
Student loan insurance fund	26,362	8,156	18,206	26,362	8,156	18,206	20,019	2,634	17,385
Other.....	57	5,707	-5,650	57	5,707	-5,650	305	4,682	-4,377
Elementary and secondary education.....	301,955	301,955	301,955	301,955	235,381	235,381
Indian education	2,330	2,330	2,330	2,330	2,086	2,086
School assistance in federally affected areas.....	5,083	5,083	5,083	5,083	12,524	12,524

TABLE III--BUDGET RECEIPTS AND OUTLAYS--Continued (In thousands)

Classification of OUTLAYS--Continued	This Month			Current Fiscal Year to Date			Comparable Period Prior Fiscal Year		
	Outlays	Applicable Receipts	Net Outlays	Outlays	Applicable Receipts	Net Outlays	Outlays	Applicable Receipts	Net Outlays
Department of Health, Education, and Welfare--Continued									
Education Division--Continued									
Office of Education--Continued									
Emergency school aid.....	\$31,588	\$31,588	\$31,588	\$31,588	\$20,594	\$20,594
Education for the handicapped.....	56,442	56,442	56,442	56,442	32,790	32,790
Occupational, vocational, and adult education.....	101,277	101,277	101,277	101,277	60,695	60,695
Student assistance.....	196,585	196,585	196,585	196,585	205,863	205,863
Higher and continuing education.....	24,951	24,951	24,951	24,951	24,721	24,721
Library resources.....	11,452	11,452	11,452	11,452	17,631	17,631
Salaries and expenses.....	14,416	14,416	14,416	14,416	14,787	14,787
Other.....	5,201	5,201	5,201	5,201	8,440	8,440
Total--Office of Education.....	777,698	\$13,863	763,836	777,698	\$13,683	763,836	655,835	\$7,316	648,519
National Institute of Education.....	7,464	7,464	7,464	7,464	6,099	6,099
Office of the Assistant Secretary for Education.....	2,334	2,334	2,334	2,334	2,498	2,498
Total--Education Division.....	787,496	13,863	773,633	787,496	13,863	773,633	664,433	7,316	657,117
Social Security Administration:									
Payments to social security trust funds.....	84	84	84	84
Special benefits for disabled coal miners.....	80,169	80,169	80,169	80,169	79,539	79,539
Supplemental security income program.....	542,147	542,147	542,147	542,147	72,154	72,154
Assistance payments program.....	584,819	584,819	584,819	584,819	604,631	604,631
Refugee assistance.....	28,752	28,752	28,752	28,752	7,265	7,265
Other.....	3	3	3	3	2	2
Federal old-age and survivors insurance trust fund:									
Benefit payments.....	7,938,023	7,938,023	7,938,023	7,938,023	6,930,105	6,930,105
Administrative expenses and construction.....	146,361	146,361	146,361	146,361	122,167	122,167
Payment to railroad retirement account.....
Vocational rehabilitation services.....	976	976	976	976
Total--FOASI trust fund.....	8,085,360	8,085,360	8,085,360	8,085,360	7,052,272	7,052,272
Federal disability insurance trust fund:									
Benefit payments.....	1,185,146	1,185,146	1,185,146	1,185,146	1,110,580	1,110,580
Administrative expenses and construction.....	8,230	8,230	8,230	8,230	41,839	41,839
Payment to railroad retirement account.....
Vocational rehabilitation services.....	7,024	7,024	7,024	7,024	8,000	8,000
Total--FDI trust fund.....	1,200,401	1,200,401	1,200,401	1,200,401	1,160,418	1,160,418
Total--Social Security Administration.....	10,521,735	10,521,735	10,521,735	10,521,735	8,976,282	8,976,282
Special Institutions.....	14,297	14,297	14,297	14,297	12,443	12,443
Human Development Services:									
Grants to states for social services.....	275,400	275,400	275,400	275,400	234,977	234,977
Human development services.....	215,747	215,747	215,747	215,747	216,605	216,605
Work incentives.....	30,252	30,252	30,252	30,252	32,736	32,736
Research and training activities overseas.....	151	151	151	151	117	117
Total--Human Development Services.....	521,551	521,551	521,551	521,551	484,435	484,435
Departmental Management.....	26,028	26,028	26,028	26,028	27,830	27,830
Proprietary receipts from the public.....	-3,461	3,461	-3,461	3,461	4,012	-4,012

TABLE III--BUDGET RECEIPTS AND OUTLAYS--Continued (In thousands)

Classification of OUTLAYS--Continued	This Month			Current Fiscal Year to Date			Comparable Period Prior Fiscal Year		
	Outlays	Applicable Receipts	Net Outlays	Outlays	Applicable Receipts	Net Outlays	Outlays	Applicable Receipts	Net Outlays
Department of Health, Education, and Welfare--Continued									
Intrabudgetary transactions:									
Payments for health insurance for the aged:									
Federal hospital insurance trust fund									
Federal supplementary medical insurance trust fund	-\$431,247	-\$431,247	-\$431,247	-\$431,247	-\$522,339	-\$522,339
Payments for military service credits and special benefits for the aged:									
Federal old-age and survivors insurance trust fund	-84	-84	-84	-84
Federal disability insurance trust fund
Federal hospital insurance trust fund
Receipts transferred to railroad retirement account
Interest on reimbursement of administrative and vocational rehabilitation expenses:									
Federal old-age and survivors insurance trust fund
Federal disability insurance trust fund
Federal hospital insurance trust fund
Federal supplementary medical insurance trust fund
Other
Total--Department of Health, Education, and Welfare ..	16,400,445	£10,952	16,389,494	16,400,445	£10,952	16,389,494	14,114,552	£11,854	14,102,697
Department of Housing and Urban Development:									
Housing Programs:									
Public enterprise funds:									
Federal Housing Administration fund	121,964	152,022	-30,058	121,964	152,022	-30,058	96,999	103,260	-6,262
Housing for the elderly or handicapped fund	63,732	6,447	57,284	63,732	6,447	57,284	36,276	2,355	33,921
College housing--loans and other expenses	3,683	40,151	-36,468	3,683	40,151	-36,468	10,022	38,000	-27,978
Rental housing assistance fund	552	1,458	-906	552	1,458	-906	1,303	1,311	-7
Other	184,250	11,295	172,955	184,250	11,295	172,955	34,118	13,534	20,584
Subsidized housing programs	366,377	366,377	366,377	366,377	278,635	278,635
Payments for operation of low income housing projects	67,617	67,617	67,617	67,617	57,330	57,330
Other	1,401	1,401	1,401	1,401	2,388	2,388
Total--Housing Programs	809,576	211,375	598,202	809,576	211,375	598,202	517,072	158,461	358,611
Government National Mortgage Association:									
Special assistance functions fund	43,644	50,454	-6,811	43,644	50,454	-6,811	18,500	28,605	-10,105
Emergency mortgage purchase assistance	149,509	8,991	140,518	149,509	8,991	140,518	114,726	26,119	88,607
Management and liquidating functions fund	6,696	6,411	285	6,696	6,411	285	7,611	7,333	278
Guarantees of mortgage-backed securities	-332	5,312	-5,644	-332	5,312	-5,644	639	8,334	-7,695
Participation sales fund	11,437	11,437	11,437	11,437	6,919	6,919
Total--Government National Mortgage Association ..	210,954	71,168	139,785	210,954	71,168	139,785	148,396	70,390	78,005
Community Planning and Development:									
Public enterprise fund:									
Rehabilitation loan fund	40,308	2,447	37,860	40,308	2,447	37,860	10,977	3,568	7,409
Urban renewal programs	30,525	8,940	21,585	30,525	8,940	21,585	27,569	7,470	20,099
Community development grants	316,535	316,535	316,535	316,535	239,428	239,428
Urban development action grants	17,092	17,092	17,092	17,092
Comprehensive planning grants	4,894	4,894	4,894	4,894	6,496	6,496
Other	34	34	34	34	553	553
Total--Community Planning and Development	409,387	11,388	398,000	409,387	11,388	398,000	285,022	11,038	273,984

TABLE III--BUDGET RECEIPTS AND OUTLAYS--Continued (In thousands)

Classification of OUTLAYS--Continued	This Month			Current Fiscal Year to Date			Comparable Period Prior Fiscal Year		
	Outlays	Applicable Receipts	Net Outlays	Outlays	Applicable Receipts	Net Outlays	Outlays	Applicable Receipts	Net Outlays
Department of Housing and Urban Development--Continued									
New Communities Development Corporation.....	\$11,786	\$245	\$11,540	\$11,786	\$245	\$11,540	\$3,558	\$64	\$3,493
Management and Administration.....	11,129	11,129	11,129	11,129	40,527	40,527
Other.....	3,979	3,979	3,979	3,979	3,974	3,974
Proprietary receipts from the public.....	128	-128	128	-128	148	-148
Total--Department of Housing and Urban Development.....	1,456,811	294,304	1,162,507	1,456,811	294,304	1,162,507	998,548	240,101	758,448
Department of the Interior:									
Land and Water Resources:									
Bureau of Land Management:									
Management of lands and resources.....	29,710	29,710	29,710	29,710	34,046	34,046
Payments in lieu of taxes.....	40	40	40	40	87	87
Other.....	95,158	95,158	95,158	95,158	73,236	73,236
Bureau of Reclamation:									
Colorado River projects.....	14,745	4,838	9,907	14,745	4,838	9,907	10,624	6,409	4,215
Construction and rehabilitation.....	34,853	34,853	34,853	34,853	33,553	33,553
Operation and maintenance.....	5,044	5,044	5,044	5,044	5,602	5,602
Other.....	12,559	12,559	12,559	12,559	-86,336	-86,336
Office of Water Research and Technology.....	2,160	2,160	2,160	2,160	316	316
Total--Land and Water Resources.....	194,269	4,838	189,432	194,269	4,838	189,432	71,127	6,409	64,718
Fish and Wildlife and Parks:									
Heritage Conservation and Recreation Service.....	38,708	38,708	38,708	38,708	38,125	38,125
United States Fish and Wildlife Service:									
Resource management.....	17,614	17,614	17,614	17,614	16,157	16,157
Recreational resources.....	8,587	8,587	8,587	8,587	2,485	2,485
Other.....	4,421	4,421	4,421	4,421	5,773	5,773
National Park Service:									
Operation of the national park system.....	45,032	45,032	45,032	45,032	34,827	34,827
Construction.....	11,609	11,609	11,609	11,609	10,417	10,417
Other.....	2,100	2,100	2,100	2,100	2,524	2,524
Total--Fish and Wildlife and Parks.....	128,072	128,072	128,072	128,072	110,307	110,307
Energy and Minerals:									
Geological Survey.....	59,190	59,190	59,190	59,190	46,236	46,236
Office of Surface Mining Reclamation and Enforcement.....	5,286	5,286	5,286	5,286	1,730	1,730
Bureau of Mines.....	14,591	1,068	13,524	14,591	1,068	13,524	10,949	963	9,986
Total--Energy and Minerals.....	79,068	1,068	78,000	79,068	1,068	78,000	58,915	963	57,952
Bureau of Indian Affairs:									
Public enterprise funds.....	528	572	-43	528	572	-43	245	414	-169
Operation of Indian programs.....	42,987	42,987	42,987	42,987	26,145	26,145
Construction.....	51,068	51,068	51,068	51,068	60,021	60,021
Indian tribal funds.....	18,831	18,831	18,831	18,831	-275	-275
Other.....	4,449	4,449	4,449	4,449	708	708
Total--Bureau of Indian Affairs.....	117,863	572	117,292	117,863	572	117,292	86,844	414	86,430

TABLE III--BUDGET RECEIPTS AND OUTLAYS--Continued (In thousands)

Classification of OUTLAYS--Continued	This Month			Current Fiscal Year to Date			Comparable Period Prior Fiscal Year		
	Outlays	Applicable Receipts	Net Outlays	Outlays	Applicable Receipts	Net Outlays	Outlays	Applicable Receipts	Net Outlays
Department of the Interior--Continued									
Office of Territorial Affairs.....	\$6,027	\$6,027	\$6,027	\$6,027	\$10,281	\$10,281
Office of the Solicitor and Office of the Secretary.....	1,295	1,295	1,295	1,295	3,912	3,912
Proprietary receipts from the public.....	\$187,100	-187,100	\$187,100	-187,100	\$126,568	-126,568
Intrabudgetary transactions.....	-850	-850	-850	-850	-3,498	-3,498
Total--Department of the Interior.....	525,744	193,576	332,167	525,744	193,576	332,167	337,887	134,353	203,534
Department of Justice:									
General Administration.....	10,813	10,813	10,813	10,813	2,261	2,261
United States Parole Commission.....	43	43	43	43
Legal Activities.....	37,124	37,124	37,124	37,124
Federal Bureau of Investigation.....	56,102	56,102	56,102	56,102	31,801	31,801
Immigration and Naturalization Service.....	39,373	39,373	39,373	39,373	57,405	57,405
Drug Enforcement Administration.....	22,752	22,752	22,752	22,752	21,099	21,099
Federal Prison System.....	41,436	977	40,459	41,436	977	40,459	16,871	15,871
Law Enforcement Assistance Administration.....	50,501	50,501	50,501	50,501	31,436	941	30,495
Proprietary receipts from the public.....	2,466	-2,466	2,466	-2,466	51,718
Total--Department of Justice.....	258,144	3,443	254,701	258,144	3,443	254,701	211,591	1,777	209,814
Department of Labor:									
Employment and Training Administration:									
Program administration.....	5,564	5,564	5,564	5,564	5,015	5,015
Employment and training assistance.....	601,664	601,664	601,664	601,664	423,520	423,520
Community service employment for older Americans..	22,697	22,697	22,697	22,697	16,175	16,175
Temporary employment assistance.....	204,848	204,848	204,848	204,848	322,728	322,728
Federal unemployment benefits and allowances.....	162,087	162,087	162,087	162,087	83,422	83,422
Grants to States for unemployment insurance and employment services.....	-8,519	-8,519	-8,519	-8,519	-14,860	-14,860
Advances to the unemployment trust fund and other funds.....	45,931	45,931	45,931	45,931	-3,162	-3,162
Other.....	-1,535	-1,535	-1,535	-1,535	1,227	1,227
Unemployment trust fund:									
Federal-State unemployment insurance:									
State unemployment benefits.....	580,473	580,473	580,473	580,473	490,065	490,065
Grants to States for unemployment insurance and employment services.....	135,312	135,312	135,312	135,312	130,000	130,000
Federal administrative expenses.....	3,711	3,711	3,711	3,711	3,495	3,495
Interest on refunds of taxes.....	52	52	52	52	69	69
Repayment of advances from the general fund.....
Railroad-unemployment insurance:									
Railroad unemployment benefits.....	15,694	15,694	15,694	15,694	16,657	16,657
Administrative expenses.....	475	475	475	475	2,187	2,187
Payment of interest on advances from railroad retirement account.....
Total--Unemployment trust fund.....	735,717	735,717	735,717	735,717	642,472	642,472
Total--Employment and Training Administration..	1,768,455	1,768,455	1,768,455	1,768,455	1,476,537	1,476,537
Labor-Management Services Administration.....	3,593	3,593	3,593	3,593	4,099	4,099
Employment Standards Administration:									
Salaries and expenses.....	16,598	16,598	16,598	16,598	9,533	9,533
Special benefits.....	-141,587	-141,587	-141,587	-141,587	-222,006	-222,006
Black Lung Disability Trust Fund.....	65,116	65,116	65,116	65,116	11,837	11,837
Special workers' compensation expenses.....	554	554	554	554	242	242
Occupational Safety and Health Administration.....	8,926	8,926	8,926	8,926	7,450	7,450

TABLE III--BUDGET RECEIPTS AND OUTLAYS--Continued (In thousands)

Classification of OUTLAYS--Continued	This Month			Current Fiscal Year to Date			Comparable Period Prior Fiscal Year		
	Outlays	Applicable Receipts	Net Outlays	Outlays	Applicable Receipts	Net Outlays	Outlays	Applicable Receipts	Net Outlays
Department of Labor--Continued									
Mine Safety and Health Administration.....	\$13,017	\$13,017	\$13,017	\$13,017	\$12,744	\$12,744
Bureau of Labor Statistics.....	7,036	7,036	7,036	7,036	4,606	4,606
Departmental Management.....	5,718	5,718	5,718	5,718	7,900	7,900
Proprietary receipts from the public.....	\$610	-610	\$610	-610	\$109	-109
Intrabudgetary transactions.....	-45,931	-45,931	-45,931	-45,931	-1,563	-1,563
Total--Department of Labor.....	1,701,494	610	1,700,883	1,701,494	610	1,700,883	1,311,379	109	1,311,270
Department of State:									
Administration of Foreign Affairs:									
Salaries and expenses.....	74,864	74,864	74,864	74,864	73,837	73,837
Acquisition, operation, and maintenance of buildings abroad.....	8,580	8,580	8,580	8,580	6,643	6,643
Payment to Foreign Service retirement and disability fund.....	43,369	43,369	43,369	43,369	38,107	38,107
Foreign Service retirement and disability fund.....	10,304	10,304	10,304	10,304	7,397	7,397
Other.....	1,279	1,279	1,279	1,279	-64	-64
Total--Administration of Foreign Affairs.....	138,396	138,396	138,396	138,396	125,920	125,920
International Organizations and Conferences.....	102,739	102,739	102,739	102,739	71,516	71,516
International Commissions.....	3,989	3,989	3,989	3,989	4,321	4,321
Migration and Refugee Assistance.....	45,115	45,115	45,115	45,115	6,901	6,901
United States Emergency Refugee and Migration Assistance Fund.....	8,503	8,503	8,503	8,503	450	450
Other.....	-5	-5	-5	-5	59	59
Proprietary receipts from the public.....	-91	91	-91	91	-6,332	6,332
Intrabudgetary transactions:									
Foreign Service retirement and disability fund: Receipts transferred to Civil Service retirement and disability fund.....	-39	-39	-39	-39	-44	-44
General fund contributions.....	-43,369	-43,369	-43,369	-43,369	-62,927	-62,927
Other.....
Total--Department of State.....	255,329	-91	255,420	255,329	-91	255,420	146,195	-6,332	152,527
Department of Transportation:									
Office of the Secretary.....	3,159	3,159	3,159	3,159	11,567	11,567
Coast Guard:									
Operating expenses.....	90,067	90,067	90,067	90,067	78,745	78,745
Acquisition, construction, and improvements.....	17,393	17,393	17,393	17,393	17,975	17,975
Retired pay.....	17,841	17,841	17,841	17,841	13,948	13,948
Other.....	5,251	308	4,943	5,251	308	4,943	3,676	401	3,275
Total--Coast Guard.....	130,553	308	130,244	130,553	308	130,244	114,343	401	113,942
Federal Aviation Administration:									
Operations.....	195,223	195,223	195,223	195,223	205,108	205,108
Other.....	4,099	1	4,098	4,099	1	4,098	4,553	4,553
Airport and airway trust fund:									
Grants-in-aid for airports.....	44,652	44,652	44,652	44,652	70,108	70,108
Facilities and equipment.....	16,806	16,806	16,806	16,806	14,483	14,483
Interest on refunds of taxes.....
Other.....	7,145	7,145	7,145	7,145	4,995	4,995
Total--Airport and airway trust fund.....	68,604	68,604	68,604	68,604	89,586	89,586
Total--Federal Aviation Administration.....	267,926	1	267,924	267,926	1	267,924	299,247	299,247

TABLE III--BUDGET RECEIPTS AND OUTLAYS--Continued (In thousands)

Classification of OUTLAYS--Continued	This Month			Current Fiscal Year to Date			Comparable Period Prior Fiscal Year		
	Outlays	Applicable Receipts	Net Outlays	Outlays	Applicable Receipts	Net Outlays	Outlays	Applicable Receipts	Net Outlays
Department of Transportation--Continued									
Federal Highway Administration:									
Highway trust fund:									
Federal-aid highways	\$979,555	\$979,555	\$979,555	\$979,555	\$755,021	\$755,021
Other.....	6,564	6,564	6,564	6,564	10,417	10,417
Off-systems roads programs.....	24,705	24,705	24,705	24,705	21,756	21,756
Other programs	18,014	18,014	18,014	18,014	6,252	6,252
Total--Federal Highway Administration.....	1,028,838	1,028,838	1,028,838	1,028,838	793,447	793,447
National Highway Traffic Safety Administration:									
Operations and Research	7,916	7,916	7,916	7,916	7,544	7,544
Trust fund share of traffic safety programs.....	18,000	18,000	18,000	18,000	22,000	22,000
Other.....	-7,964	-7,964	-7,964	-7,964	-12,279	-12,279
Federal Railroad Administration:									
Railroad rehabilitation and improvement financing funds.....									
Railroad research and development.....	10,300	10,300	10,300	10,300
Rail service assistance.....	4,851	4,851	4,851	4,851	3,247	3,247
Northeast corridor improvement program.....	5,128	5,128	5,128	5,128	2,387	2,387
Grants to National Railroad Passenger Corporation.....	18,324	18,324	18,324	18,324	16,728	16,728
Other.....	90,598	90,598	90,598	90,598	240,000	240,000
	7,720	\$3,710	4,010	7,720	\$3,710	4,010	9,892	\$4,358	5,534
Total--Federal Railroad Administration.....	136,921	3,710	133,211	136,921	3,710	133,211	272,254	4,358	267,896
Urban Mass Transportation Administration.....									
Other.....	162,827	162,827	162,827	162,827	147,369	147,369
Proprietary receipts from the public.....	6,874	1,091	5,784	6,874	1,091	5,784	3,462	1,212	2,250
	4,303	-4,303	4,303	-4,303	4,352	-4,352
Total--Department of Transportation.....	1,755,049	9,413	1,745,636	1,755,049	9,413	1,745,636	1,658,954	10,324	1,648,630
Department of the Treasury:									
Office of the Secretary.....									
Office of Revenue Sharing:	5,663	5,663	5,663	5,663	3,303	3,303
General Revenue Sharing	1,714,688	1,714,688	1,714,688	1,714,688	1,704,449	1,704,449
Other.....	324	324	324	324	763	763
Federal Law Enforcement Training Center	1,816	1,816	1,816	1,816	2,682	2,682
Bureau of Government Financial Operations:									
Salaries and expenses.....	16,483	16,483	16,483	16,483	628,648	628,648
Payments to states for social service claims
Claims, judgments, and relief acts.....	7,639	7,639	7,639	7,639	18,847	18,847
Other.....	42	42	42	42	286	286
Total--Bureau of Government Financial Operations.....	24,165	24,165	24,165	24,165	647,781	647,781
Bureau of Alcohol, Tobacco and Firearms.....									
United States Customs Service	14,290	14,290	14,290	14,290	14,305	14,305
Bureau of Engraving and Printing.....	70,017	70,017	70,017	70,017	70,663	70,663
Bureau of the Mint	1,096	1,096	1,096	1,096	-364	-364
Bureau of the Public Debt.....	5,044	5,044	5,044	5,044	6,010	6,010
Internal Revenue Service:	26,111	26,111	26,111	26,111	6,989	6,989
Federal tax lien revolving fund.....	35	49	-14	35	49	-14	67	11	56
Salaries and expenses.....	14,460	14,460	14,460	14,460	10,413	10,413
Taxpayer service and returns processing	65,020	65,020	65,020	65,020	84,508	84,508
Examinations and appeals.....	115,423	115,423	115,423	115,423	103,336	103,336
Investigations and collections	50,192	50,192	50,192	50,192	28,458	28,458

TABLE III--BUDGET RECEIPTS AND OUTLAYS--Continued (In thousands)

Classification of OUTLAYS--Continued	This Month			Current Fiscal Year to Date			Comparable Period Prior Fiscal Year		
	Outlays	Applicable Receipts	Net Outlays	Outlays	Applicable Receipts	Net Outlays	Outlays	Applicable Receipts	Net Outlays
Department of the Treasury--Continued									
Internal Revenue Service--Continued									
Payment where credit exceeds liability for tax.....	\$2,496	\$2,496	\$2,496	\$2,496	\$1,137	\$1,137
Refunding internal revenue collections, interest.....	32,230	32,230	32,230	32,230	26,244	26,244
Internal revenue collections for Puerto Rico.....	19,281	19,281	19,281	19,281	17,720	17,720
Other.....	582	582	582	582
Total--Internal Revenue Service.....	299,719	\$49	299,670	299,719	\$49	299,670	271,884	\$11	271,873
United States Secret Service.....	15,479	15,479	15,479	15,479	13,362	13,362
Comptroller of the Currency.....	9,742	420	9,322	9,742	420	9,322	8,258	356	7,902
Interest on the public debt:									
Public issues (accrual basis).....	4,331,614	4,331,614	4,331,614	4,331,614	3,659,614	3,659,614
Special Issues (cash basis).....	321,745	321,745	321,745	321,745	162,197	162,197
Total--Interest on the public debt.....	4,653,359	4,653,359	4,653,359	4,653,359	3,821,811	3,821,811
Proprietary receipts from the public.....	182,547	-182,547	182,547	-182,547	124,317	-124,317
Receipts from off-budget Federal agencies.....	391,081	-391,081	391,081	-391,081	261,711	-261,711
Intrabudgetary transactions.....	-31,637	-31,637	-31,637	-31,637	-417,583	-417,583
Total--Department of the Treasury.....	6,809,876	574,097	6,235,779	6,809,876	574,097	6,235,779	6,154,312	386,395	5,767,917
Environmental Protection Agency:									
Agency and regional management.....	879	879	879	879	-1,403	-1,403
Research and development:									
Energy supply.....	21,575	21,575	21,575	21,575	13,624	13,624
Pollution control and abatement.....	181	181	181	181	241	241
Abatement and control.....	88,994	88,994	88,994	88,994	120,763	120,763
Enforcement.....	448	448	448	448	1,453	1,453
Construction grants.....	406,670	406,670	406,670	406,670	256,510	256,510
Other.....	2,530	2,530	2,530	2,530	932	932
Proprietary receipts from the public.....	45	-45	45	-45	109	-109
Total--Environmental Protection Agency.....	521,277	45	521,232	521,277	45	521,232	392,119	109	392,010
General Services Administration:									
Real Property Activities.....	-212,648	-212,648	-212,648	-212,648	-205,030	-205,030
Personal Property Activities.....	11,321	11,321	11,321	11,321	-1,348	-1,348
Records Activities.....	9,087	838	8,249	9,087	838	8,249	4,609	833	3,775
General activities.....	12,402	44	12,359	12,402	44	12,359	8,667	45	8,623
Other.....	8,791	8,791	8,791	8,791	21,968	21,968
Proprietary receipts from the public:									
Stockpile receipts.....	6,759	-6,759	6,759	-6,759	811	-811
Other.....	-12,647	12,647	-12,647	12,647	-11,432	11,432
Intrabudgetary transactions.....	8	8	8	8	-83	-83
Total--General Services Administration.....	-171,039	-5,006	-166,033	-171,039	-5,006	-166,033	-171,217	-9,744	-161,473
National Aeronautics and Space Administration:									
Research and Development.....	281,719	281,719	281,719	281,719	208,927	208,927
Construction of facilities.....	9,886	9,886	9,886	9,886	8,283	8,283
Research and program management.....	91,902	91,902	91,902	91,902	83,840	83,840
Other.....	1,274	1,274	1,274	1,274	3	3
Proprietary receipts from the public.....	894	-894	894	-894	978	-978
Total--National Aeronautics and Space Administration.....	384,780	894	383,886	384,780	894	383,886	301,052	973	300,075

TABLE III--BUDGET RECEIPTS AND OUTLAYS--Continued (In thousands)

Classification of OUTLAYS--Continued	This Month			Current Fiscal Year to Date			Comparable Period Prior Fiscal Year		
	Outlays	Applicable Receipts	Net Outlays	Outlays	Applicable Receipts	Net Outlays	Outlays	Applicable Receipts	Net Outlays
Veterans Administration:									
Public enterprise funds:									
Loan guaranty revolving fund.....	\$38,684	\$26,637	\$12,046	\$38,684	\$26,637	\$12,046	\$39,647	\$23,107	\$16,541
Direct loan revolving fund.....	6,983	10,535	-3,551	6,983	10,535	-3,551	8,533	11,489	-2,956
Veterans reopened insurance fund.....	2,009	1,886	123	2,009	1,886	123	1,758	1,952	-195
Education loan fund.....	521	121	400	521	121	400	910	37	874
Other.....	20,101	17,850	2,251	20,101	17,850	2,251	21,287	20,308	979
Compensation and pensions.....	888,920	888,920	888,920	888,920	772,933	772,933
Readjustment benefits.....	180,177	180,177	180,177	180,177	211,371	211,371
Medical care.....	580,659	580,659	580,659	580,659	521,262	521,262
Medical and prosthetic research.....	13,800	13,800	13,800	13,800	12,036	12,036
General operating expenses.....	60,072	60,072	60,072	60,072	57,466	57,466
Construction projects.....	20,906	20,906	20,906	20,906	19,765	19,765
Insurance funds:									
National service life.....	75,103	75,103	75,103	75,103	65,414	65,414
Government life.....	6,641	6,641	6,641	6,641	6,384	6,384
Veterans special life.....	3,731	3,952	-221	3,731	3,952	-221	2,812	3,924	-1,112
Other.....	16,141	16,141	16,141	16,141	7,011	7,011
Proprietary receipts from the public:									
National service life.....	38,664	-38,664	38,664	-38,664	38,510	-38,510
Government life.....	294	-294	294	-294	377	-377
Other.....	7,345	-7,345	7,345	-7,345	3,868	-3,868
Intrabudgetary transactions.....	-640	-640	-640	-640	-245	-245
Total--Veterans Administration.....	1,913,808	107,284	1,806,524	1,913,808	107,284	1,806,524	1,748,345	103,572	1,644,774
Independent agencies:									
Action.....	19,884	4	19,880	19,884	4	19,880	16,385	-171	16,556
Arms Control and Disarmament Agency.....	699	699	699	699	962	962
Board for International Broadcasting.....	6,950	6,950	6,950	6,950	1,246	1,246
Civil Aeronautics Board.....	8,383	5	8,378	8,383	5	8,378	7,588	3	7,585
Commission on Civil Rights.....	766	766	766	766	571	571
Community Services Administration.....	53,818	6	53,812	53,818	6	53,812	50,408	9	50,399
Consumer Product Safety Commission.....	4,888	1	4,887	4,888	1	4,887	4,572	6	4,566
Corporation for Public Broadcasting.....	69,000	69,000	69,000	69,000	120,200	120,200
District of Columbia:									
Federal payment.....	222,575	222,575
Loans and repayable advances.....	20,000	-20,000	20,000	-20,000	22,346	-22,346
Equal Employment Opportunity Commission.....	14,193	14,193	14,193	14,193	9,742	2	9,740
Export-Import Bank of the United States.....	253,641	158,051	95,590	253,641	158,051	95,590	126,961	155,039	-28,077
Federal Communications Commission.....	6,220	2	6,218	6,220	2	6,218	7,426	4	7,422
Federal Deposit Insurance Corporation.....	37,534	53,654	-16,120	37,534	53,654	-16,120	8,652	47,848	-39,195
Federal Emergency Management Agency:									
National flood insurance development fund.....	86,452	(*)	86,452	86,452	(*)	86,452	24,490	10,980	13,510
Emergency planning, preparedness, and mobilization..	222	222	222	222	4,055	4,055
Hazard mitigation and disaster assistance.....	6,502	6,502	6,502	6,502	614	614
Federal Home Loan Bank Board:									
Public enterprise funds:									
Federal Home Loan Bank Board revolving fund.....	1,731	2,447	-716	1,731	2,447	-716	3,053	2,894	159
Federal Savings and Loan Insurance Corp. fund.....	43,545	21,655	21,890	43,545	21,655	21,890	3,353	22,544	-19,192
Interest adjustment payments.....
Federal Trade Commission.....	6,345	3	6,342	6,345	3	6,342	5,546	-596	6,142
Intergovernmental Agencies:									
Washington Metropolitan Area Transit Authority.....	7,033	7,033	7,033	7,033
Other.....	-162	208	-370	-162	208	-370	527	150	377

See footnotes on page 3.

TABLE III--BUDGET RECEIPTS AND OUTLAYS--Continued (In thousands)

Classification of OUTLAYS--Continued	This Month			Current Fiscal Year to Date			Comparable Period Prior Fiscal Year		
	Outlays	Applicable Receipts	Net Outlays	Outlays	Applicable Receipts	Net Outlays	Outlays	Applicable Receipts	Net Outlays
Independent agencies--Continued									
International Communications Agency.....	\$32,464	-\$1,083	\$33,547	\$32,464	-\$1,083	\$33,547	\$29,369	-\$326	\$29,694
Interstate Commerce Commission.....	32,602	7	32,595	32,602	7	32,595	6,629	8	6,621
Legal Services Corporation.....	43,851	43,851	43,851	43,851	19,569	19,569
Merit Systems Protection Board.....	145	(*)	144	145	(*)	144
National Credit Union Administration.....	6,787	10,635	-3,848	6,787	10,635	-3,848
National Foundation on the Arts and Humanities:							4,311	490	3,821
National Endowment for the Arts.....	7,205	(*)	7,205	7,205	(*)	7,205
National Endowment for the Humanities.....	12,495	12,495	12,495	12,495	7,185	1	7,184
National Labor Relations Board.....	10,907	4	10,903	10,907	4	10,903	7,348	7,348
National Science Foundation.....	58,396	2	58,394	58,396	2	58,394	7,470	6	7,464
National Transportation Safety Board.....	1,766	2	1,764	1,766	2	1,764	66,487	85	66,402
Nuclear Regulatory Commission.....	22,406	2	22,404	22,406	2	22,404	1,588	(*)	1,588
Office of Personnel Management:							28,789	1	28,788
Salaries and expenses.....	12,892	12,892	12,892	12,892	18,363	18,363
Government payment for annuitants, employees health benefits.....	47,750	47,750	47,750	47,750
Payment to civil service retirement and disability fund.....	81	81	81	81	543	543
Civil service retirement and disability fund.....	1,163,514	1,163,514	1,163,514	1,163,514	90	90
Employees health benefits fund.....	263,358	256,741	6,617	263,358	256,741	6,617	993,001	993,001
Employees life insurance fund.....	40,663	48,014	-7,351	40,663	48,014	-7,351	251,807	220,237	31,570
Retired employees health benefits fund.....	750	483	267	750	483	267	50,768	44,813	5,955
Other.....	1,335	1,335	1,335	1,335	1,376	602	773
Proprietary receipts from the public.....	6	-6	6	-6	746	746
Intrabudgetary transactions:							405	-405
Civil service retirement and disability fund:									
Receipts transferred to Foreign Service retire- ment and disability fund.....	-655	-655	-655	-655	-1,151	-1,151
General fund contributions.....	-81	-81	-81	-81	-90	-90
Other.....	-1,508	-1,508	-1,508	-1,508	-1,493	-1,493
Total--Office of Personnel Management.....	1,528,100	305,244	1,222,856	1,528,100	305,244	1,222,856	1,313,960	266,058	1,047,902
Panama Canal Commission.....	-51,236	32,197	-83,433	-51,236	32,197	-83,433
Postal Service (payment to the Postal Service fund).....	1,676,810	1,676,810	1,676,810	1,676,810	1,785,176	1,785,176
Railroad Retirement Board:									
Payments to Railroad Retirement Trust Fund.....	313,000	313,000
Regional rail transportation protective account.....	4,410	4,410	4,410	4,410	5,280	5,280
Railroad retirement accounts:									
Benefits payments and claims.....	378,065	378,065	378,065	378,065	339,623	339,623
Advances to the railroad retirement account from the FOASI trust fund.....	-22,400	-22,400	-22,400	-22,400	-15,731	-15,731
Advances to the railroad retirement account from the FDI trust fund.....	-3,040	-3,040	-3,040	-3,040
Disbursements for the payment of FOASI benefits.....	20,806	20,806	20,806	20,806	-1,492	-1,492
Disbursements for the payment of FDI benefits.....	2,889	2,889	2,889	2,889	17,546	17,546
Administrative expenses.....	2,942	2,942	2,942	2,942	2,628	2,628
Interest on refunds of taxes.....	(*)	(*)	(*)	(*)	1,067	1,067
Proprietary receipts from the public.....	23	-23	23	-23	(*)	(*)
Intrabudgetary transactions:									
Railroad retirement account:									
Payment to railroad retirement trust funds.....	-313,000	-313,000
Interest transferred to federal hospital insurance trust fund.....
Interest on advances to railroad unemployment insurance account.....
Total--Railroad Retirement Board.....	383,674	23	383,651	383,674	23	383,651	348,921	(*)	348,921

See footnotes on page 3.

TABLE III--BUDGET RECEIPTS AND OUTLAYS--Continued (In thousands)

Classification of OUTLAYS--Continued	This Month			Current Fiscal Year to Date			Comparable Period Prior Fiscal Year		
	Outlays	Applicable Receipts	Net Outlays	Outlays	Applicable Receipts	Net Outlays	Outlays	Applicable Receipts	Net Outlays
Independent agencies--Continued									
Securities and Exchange Commission	£5,903	£2	£5,900	£5,903	£2	£5,900	£7,523	£2	£7,521
Small Business Administration:									
Public enterprise funds:									
Business loan and investment fund.....	77,607	42,140	35,467	77,607	42,140	35,467	249,475	35,237	214,238
Disaster loan fund	67,415	32,639	34,776	67,415	32,639	34,776	237,214	23,339	213,875
Surety bond guarantees revolving fund.....	684	-684	684	-684	2,719	1,014	1,704
Other.....	818	287	531	818	287	531	209	203	6
Salaries and expenses.....	22,900	22,900	22,900	22,900	17,815	17,815
Proprietary receipts from the public.....	5	-5	5	-5	5	-5
Other.....	363	363	363	363
Total--Small Business Administration	169,104	75,755	93,348	169,104	75,755	93,348	507,432	59,798	447,633
Smithsonian Institution	10,525	(*)	10,524	10,525	(*)	10,524	10,538	5	10,532
Tennessee Valley Authority.....	549,899	758,561	-208,663	549,899	758,561	-208,663	386,591	252,997	133,595
United States Railway Association:									
Administrative expenses.....	3,065	3,065	3,065	3,065	1,450	1,450
Purchases of Conrail Securities.....	79,700	79,700	79,700	79,700	300	300
Other independent agencies	22,066	1,746	20,321	22,066	1,746	20,321	12,962	1,594	11,369
Total--Independent agencies	5,234,278	1,439,135	3,795,143	5,234,278	1,439,135	3,795,143	5,172,524	841,775	4,330,749
Undistributed offsetting receipts:									
Federal employer contributions to retirement and social insurance funds:									
Legislative Branch:									
United States Tax Court:									
Tax court judges survivors annuity fund.....	-40	-40	-40	-40	-30	-30
The Judiciary:									
Judicial survivors annuity fund.....	-128	-128	-128	-128
Department of Health, Education, and Welfare:									
Federal old-age and survivors insurance trust fund.	-76,000	-76,000	-76,000	-76,000	-69,000	-69,000
Federal disability insurance trust fund.....	-13,000	-13,000	-13,000	-13,000	-13,000	-13,000
Federal hospital insurance trust fund	-19,000	-19,000	-19,000	-19,000	-16,000	-16,000
Department of State:									
Foreign Service retirement and disability fund.....	-1,950	-1,950	-1,950	-1,950	-1,069	-1,069
Independent agencies:									
Office of Personnel Management:									
Civil Service retirement and disability fund.....	-302,785	-302,785	-302,785	-302,785	-42,133	-42,133
Receipts from off-budget Federal agencies:									
Independent agencies:									
Office of Personnel Management:									
Civil Service retirement and disability fund ...	-57,000	-57,000	-57,000	-57,000	-58,200	-58,200
Subtotal.....	-469,904	-469,904	-469,904	-469,904	-199,433	-199,433

See footnotes notes on page 3.

TABLE III--BUDGET RECEIPTS AND OUTLAYS--Continued (In thousands)

Classification of OUTLAYS--Continued	This Month			Current Fiscal Year to Date			Comparable Period Prior Fiscal Year		
	Outlays	Applicable Receipts	Net Outlays	Outlays	Applicable Receipts	Net Outlays	Outlays	Applicable Receipts	Net Outlays
Undistributed offsetting receipts--Continued									
Interest credited to certain Government Accounts:									
The Judiciary:									
Judicial survivors annuity fund.....									
Department of Defense:									
Civil:									
Soldiers' and Airmen's Home permanent fund.....									
Department of Health, Education, and Welfare:									
Federal old-age and survivors insurance trust fund .	-£58,900		-£58,900	-£58,900		-£58,900	-£58,943		-£58,943
Federal disability insurance trust fund	-4,749		-4,749	-4,749		-4,749	-3,665		-3,665
Federal hospital insurance trust fund	-7,458		-7,458	-7,458		-7,458	-3,689		-3,689
Federal supplementary medical insurance trust fund.	-3,995		-3,995	-3,995		-3,995	-7,463		-7,463
Department of Labor:									
Unemployment trust fund	19,315		19,315	19,315		19,315	13,412		13,412
Black Lung Disability Trust Fund.....							-8		-8
Department of State:									
Foreign Service retirement and disability fund	-259		-259	-259		-259	-89		-89
Department of Transportation:									
Airport and airway trust fund	-1,612		-1,612	-1,612		-1,612	-1,790		-1,790
Highway trust fund.....	-24,440		-24,440	-24,440		-24,440	-16,058		-16,058
Veterans Administration:									
Government life insurance fund.....	-109		-109	-109		-109	-90		-90
National service life insurance fund	-1,129		-1,129	-1,129		-1,129	-1,334		-1,334
Independent Agencies:									
Office of Personnel Management:									
Civil Service retirement and disability fund.....	-20,416		-20,416	-20,416		-20,416	-15,699		-15,699
Railroad Retirement Board:									
Railroad retirement account	-8,659		-8,659	-8,659		-8,659	-7,091		-7,091
Other.....	-1,647		-1,647	-1,647		-1,647	-92		-92
Subtotal.....	-114,058		-114,058	-114,058		-114,058	-102,596		-102,596
Rents and royalties on the outer continental shelf land ...		£137,806	-137,806		£137,806	-137,806		£94,598	-94,598
Total--Undistributed offsetting receipts	-583,962	137,806	-721,768	-583,962	137,806	-721,768	-302,029	94,598	-396,627
Total outlays.....	53,204,948	5,397,719	47,807,229	53,204,948	5,397,719	47,807,229	47,218,418	4,473,833	42,744,585
TOTAL BUDGET			(Net Totals)			(Net Totals)			(Net Totals)
Receipts.....			33,099,053			33,099,053			28,745,417
Outlays (-).....			-47,807,229			-47,807,229			-42,744,585
Budget surplus (+) or deficit (-)			-14,708,176			-14,708,176			-13,999,167

MEMORANDUM

Receipts offset against outlays (In thousands)

	Current Fiscal Year to Date	Comparable Period Prior Fiscal Year
Proprietary receipts from the public.....	£1,457,888	£1,541,987
Receipts from off-budget Federal agencies	391,081	261,711
Intrabudgetary transactions.....	1,216,133	8,473,396
Total receipts offset against outlays	3,065,103	10,277,093

TABLE IV--MEANS OF FINANCING (In thousands)

21

Classification (Assets and Liabilities Directly Related to the Budget)	Net Transactions (-) denotes net reduction of either liability or assets accounts			Account Balances Current Fiscal Year		
	This Month	Fiscal Year to Date		Beginning of		Close of This Month
		This Year	Prior Year	This Year	This Month	
LIABILITY ACCOUNTS						
Borrowing from the public:						
Public debt securities, issued under general financial authorities:						
Obligations of the United States, issued by:						
United States Treasury	\$267,788	\$267,788	\$4,849,326	\$826,519,087	\$826,519,087	\$826,786,875
Federal Financing Bank	10	10	10
Total public debt securities	267,788	267,788	4,849,326	826,519,097	826,519,097	826,786,885
Agency securities, issued under special financing authorities (See Schedule B. For other agency borrowing, see Schedule C.)	-19,175	-19,175	-7,371	7,231,770	7,231,770	7,212,594
Total federal securities	248,613	248,613	4,841,955	833,750,867	833,750,867	833,999,479
Deduct:						
Federal securities held as investments of government accounts (See Schedule D).....	-1,968,155	-1,968,155	-1,642,277	189,161,534	189,161,534	187,193,380
Total borrowing from the public	2,216,767	2,216,767	6,484,232	644,589,333	644,589,333	646,806,100
Accrued interest payable to the public	268,066	268,066	535,414	8,154,582	8,154,582	8,422,649
Deposit funds:						
Allocations of special drawing rights	-101,328	-101,328	155,336	4,174,771	4,174,771	4,073,443
Other	-788,729	-788,729	-72,432	4,342,031	4,342,031	3,553,302
Miscellaneous liability accounts (Includes checks outstanding etc.)	-3,272,520	-3,272,520	-2,877,936	8,646,702	8,646,702	5,374,181
Total liability accounts.....	-1,677,744	-1,677,744	4,224,614	669,907,419	669,907,419	668,229,675
ASSET ACCOUNTS (Deduct)						
Cash and monetary assets:						
U. S. Treasury operating cash:						
Federal Reserve account	-4,280,346	-4,280,346	-6,899,100	6,489,007	6,489,007	2,208,661
Tax and loan note accounts.....	-9,436,106	-9,436,106	17,686,990	17,686,990	8,250,884
Balance	-13,716,452	-13,716,452	-6,899,100	24,175,997	24,175,997	10,459,545
Special drawing rights:						
Total holdings	-66,145	-66,145	155,490	2,725,228	2,725,228	2,659,083
SDR certificates issued to Federal Reserve Banks.....	-1,800,000	-1,800,000	-1,800,000
Balance	-66,145	-66,145	155,490	925,228	925,228	859,083
Gold tranche drawing rights:						
U. S. subscription to International Monetary Fund:						
Direct quota payments	8,810,156	8,810,156	8,810,156
Maintenance of value adjustments	³ -123,876	-123,876	569,140	2,120,603	2,120,603	1,996,728
Other demand liabilities issued to IMF.....	-19,000	-19,000	53,000	-9,423,243	-9,423,243	-9,442,243
Receivable/Payable (-) for U. S. currency valuation adjustment	³ 109,108	109,108	-383,981	-208,178	-208,178	-99,071
Balance.....	-33,768	-33,768	238,159	1,299,338	1,299,338	1,265,570
Loans to International Monetary Fund.....	-304,694
Other cash and monetary assets.....	-403,268	-403,268	-271,978	5,690,273	5,690,273	5,287,005
Total cash and monetary assets	-14,219,634	-14,219,634	-7,082,123	32,090,836	32,090,836	17,871,202
Miscellaneous asset accounts	-1,773,992	-1,773,992	-1,459,783	6,110,205	6,110,205	4,336,213
Total asset accounts	-15,993,626	-15,993,626	-8,541,906	38,201,041	38,201,041	22,207,415
Excess of liabilities (+) or assets (-)	+14,315,882	+14,315,882	+12,766,520	+631,706,378	+631,706,378	+646,022,260
Transactions not applied to current year's surplus or deficit (See Schedule A for details).....	392,294	392,294	1,232,647	392,294
Total budget financing [Financing of deficit (+) or disposition of surplus (-)]	+14,708,176	+14,708,176	+13,999,167	+631,706,378	+631,706,378	+646,414,554

See footnotes on page 3.

Classification	This Month	Fiscal Year to Date	
		This Year	Prior Year
Excess of liabilities beginning of period: Based on composition of unified budget in preceding period	\$631,706,378	\$631,706,378	\$595,528,323
Adjustments during current fiscal year for changes in composition of unified budget
Excess of liabilities beginning of period (current basis)	631,706,378	631,706,378	595,528,323
Budget surplus (-) or deficit: Based on composition of unified budget in prior fiscal year	14,456,440	14,456,440	13,946,004
Changes in composition of unified budget: Profit on sale of gold reclassified from budgetary to off-budget account	251,736	251,736	53,163
Budget surplus (-) or deficit (Table III)	14,708,176	14,708,176	13,999,167
Transactions not applied to current year's surplus or deficit:			
Seigniorage	-93,802	-93,802	-28,762
Increment on gold
Profit on sale of gold	-251,736	-251,736	-53,163
Net gain (-)/loss for U.S. currency valuation adjustment	³ 14,768	14,768	-185,159
Net gain (-)/loss for IMF loan valuation adjustment	-40,574
Off-budget Federal Agencies:			
Federal Financing Bank	1,536,447	1,536,447	975,402
Pension Benefit Guaranty Fund	2,598	2,598	1,326
Postal Service	⁴ -1,652,227	-1,652,227	-1,965,878
Rural electrification and telephone revolving fund	43,517	43,517	59,281
Rural Telephone Bank	8,142	8,142	4,879
Total--transactions not applied to current year's surplus or deficit	-392,294	-392,294	-1,232,647
Excess of liabilities close of period	646,022,260	646,022,260	608,294,843

See footnotes on page 3.

TABLE IV--SCHEDULE B--AGENCY SECURITIES, ISSUED UNDER SPECIAL FINANCING AUTHORITIES (In thousands)

Classification	Net Transactions (-) denotes net reduction of liability accounts			Account Balances Current Fiscal Year		
	This Month	Fiscal Year to Date		Beginning of		Close of This Month
		This Year	Prior Year	This Year	This Month	
Agency securities, issued under special financing authorities:						
Obligations of the United States, issued by:						
Export-Import Bank	-\$5,897	-\$5,897	-\$5,218	\$933,477	\$933,477	\$927,580
Obligations guaranteed by the United States, issued by:						
Department of Defense:						
Family Housing Mortgages	-9,463	-9,463	766,685	766,685	757,222
Department of Housing and Urban Development:						
Federal Housing Administration	-3,815	-3,815	-2,155	551,184	551,184	547,369
Department of Transportation:						
Coast Guard:						
Family Housing Mortgages	1,423	1,423	1,423
Obligations not guaranteed by the United States, issued by:						
Department of Housing and Urban Development:						
Government National Mortgage Association	3,004,000	3,004,000	3,004,000
Independent Agencies:						
Postal Service	250,000	250,000	250,000
Tennessee Valley Authority	1,725,000	1,725,000	1,725,000
Total agency securities	-19,175	-19,175	-7,371	7,231,770	7,231,770	7,212,594

ISSUE OF PUBLIC DEBT SECURITIES (In thousands)

Classification	Transactions			Account Balances Current Fiscal Year		
	This Month	Fiscal Year to Date		Beginning of		Close of This Month
		This Year	Comparable Prior Year	This Year	This Month	
Borrowing from the Treasury:						
Commodity Credit Corporation.....	£347,892	£347,892	£90,083	£13,926,516	£13,926,516	£14,274,408
D.C. Commissioners: Stadium sinking fund, Armory Board, D. C.....			-1,664	832	832	832
Export-Import Bank of United States.....	101,300	101,300		50,000	50,000	151,300
Federal Financing Bank.....	1,371,492	1,371,492	1,134,964	64,211,034	64,211,034	65,582,526
Federal Housing Administration:						
General insurance.....				2,156,655	2,156,655	2,156,655
Special risk insurance.....				1,812,166	1,812,166	1,812,166
General Services Administration:						
Pennsylvania Avenue Development Corporation.....				33,938	33,938	33,938
Government National Mortgage Association:						
Emergency home purchase assistance fund.....	142,560	142,560	88,600	1,351,400	1,351,400	1,493,960
Management and liquidating functions.....				14,000	14,000	14,000
Special assistance functions.....	-11,500	-11,500	-14,450	4,221,417	4,221,417	4,209,917
International Communication Agency.....				22,114	22,114	22,114
Rural Electrification Administration.....	77,469	77,469	92,060	7,864,742	7,864,742	7,942,211
Rural Telephone Bank.....				394,868	394,868	394,868
Saint Lawrence Seaway Development Corporation.....			-1,500	112,976	112,976	112,976
Secretary of Agriculture, Farmers Home Administration:						
Rural housing insurance fund.....				1,005,718	1,005,718	1,005,718
Agricultural credit insurance fund.....				1,850,000	1,850,000	1,850,000
Rural development insurance fund.....				515,000	515,000	515,000
Secretary of Energy:						
Bonneville Power Administration.....				410,000	410,000	410,000
Secretary of Housing and Urban Development Department:						
College housing loans.....				2,687,325	2,687,325	2,687,325
Housing for the Elderly and Handicapped.....	50,000	50,000	45,000	520,170	520,170	570,170
Low-Rent Public Housing.....	150,000	150,000				150,000
National flood insurance fund.....	10,000	10,000	7,809	445,555	445,555	455,556
New communities guaranty:						
Title IV.....				3,762	3,762	3,762
Title VII.....	11,896	11,896	2,576	240,849	240,849	252,745
Urban renewal fund.....				300,000	300,000	300,000
Secretary of the Interior:						
Bureau of Mines, helium fund.....				251,650	251,650	251,650
Secretary of Transportation:						
Rail Service Assistance.....				100	100	100
Regional Rail Reorganization.....				2,704	2,704	2,704
Smithsonian Institution:						
John F. Kennedy Center parking facilities.....				20,400	20,400	20,400
Tennessee Valley Authority.....				150,000	150,000	150,000
Veterans Administration:						
Veterans direct loan program.....				1,730,078	1,730,078	1,730,078
Total Borrowing from the Treasury.....	2,251,109	2,251,109	1,443,478	106,305,969	106,305,969	108,557,079
Borrowing from the Federal Financing Bank:						
Export-Import Bank of the United States.....				7,952,887	7,952,887	7,952,887
Postal Service.....				1,587,000	1,587,000	1,587,000
Tennessee Valley Authority.....	-180,000	-180,000	150,000	7,125,000	7,125,000	6,945,000
Total Borrowing from the Federal Financing Bank.....	-180,000	-180,000	150,000	16,664,887	16,664,887	16,484,887
Total Agency Borrowing financed through issues of Public Debt Securities.....	2,071,109	2,071,109	1,593,478	122,970,856	122,970,856	125,041,966

Note: Includes only amounts loaned to Federal Agencies in lieu of Agency Debt issuance and excludes Federal Financing Bank purchase of loans made or guaranteed by Federal Agencies. The Federal Financing Bank borrows from Treasury and issues its own securities and in turn may loan these funds to Agencies in lieu of Agencies borrowing directly through Treasury or issuing their own securities.

**TABLE IV--SCHEDULE D--INVESTMENTS OF GOVERNMENT ACCOUNTS
IN FEDERAL SECURITIES (In thousands)**

Classification	Net Purchases or Sales (-)			Securities Held as Investments Current Fiscal Year		
	This Month	Fiscal Year to Date		Beginning of		Close of This Month
		This Year	Prior Year	This Year	This Month	
Federal Funds:						
Department of Agriculture:						
Agency securities.....			-6,000	\$17,215	\$17,215	\$17,215
Department of Commerce.....	\$2,620	\$2,620	3,785	104,021	104,021	106,641
Department of Housing and Urban Development:						
Federal Housing Administration:						
Federal housing administration fund:						
Public debt securities.....	-72,065	-72,065	-15,015	1,992,302	1,992,302	1,920,237
Agency securities.....	-17	-17	-1	187,263	187,263	187,245
Government National Mortgage Association:						
Emergency mortgage purchase assistance:						
Agency securities.....	2,037	2,037	4,570	4,570	6,607
Special assistance function fund:						
Agency securities.....	-892	-892	-423	96,613	96,613	95,721
Management and liquidating functions fund:						
Agency securities.....	-286	-286	-346	28,592	28,592	28,306
Guarantees of Mortgage-Backed Securities:						
Public debt securities.....	5,206	5,206	7,815	121,889	121,889	127,095
Agency securities.....	38,208	38,208	38,208
Participation sales fund:						
Public debt securities.....	-1,112	-1,112	5,024	1,379,173	1,379,173	1,378,061
Agency securities.....	12,380	12,380	12,380
Housing Management:						
Community disposal operations fund:						
Agency securities.....	388	388	388
Federal Insurance Administration:						
National insurance development fund.....	62,037	62,037	62,037
Department of Transportation.....	595	595	18,800	18,800	19,395
Department of the Treasury.....	231,108	231,108	-37,417	4,266,116	4,266,116	4,497,224
Veterans Administration:						
Veterans reopened insurance fund.....	-249	-249	92	437,950	437,950	437,701
Independent Agencies:						
Emergency Loan Guarantee Board.....
Export-Import Bank of the United States.....	22,800
Federal Savings and Loan Insurance Corporation:						
Public debt securities.....	-21,890	-21,890	19,192	5,482,967	5,482,967	5,461,077
Agency securities.....	78,215	78,215	78,215
National Credit Union Administration.....	843	843	-1,670	128,284	128,284	129,127
Other.....	2,500	2,500	1,795	444,130	444,130	446,630
Total public debt securities.....	147,555	147,555	6,401	14,437,669	14,437,669	14,585,224
Total agency securities.....	841	841	-6,770	463,443	463,443	464,284
Total Federal funds.....	148,396	148,396	-369	14,901,112	14,901,112	15,049,508
Trust Funds:						
Legislative Branch:						
United States Tax Court.....	40	40	45	716	716	756
Library of Congress.....	105	105	80	1,595	1,595	1,700
The Judiciary:						
Judicial Survivors Annuity Fund.....	200	200	51,145	51,145	51,345
Department of Agriculture.....	55	150	150	150
Department of Commerce.....	35	35	35
Department of Defense.....	3	3	45	3,224	3,224	3,227
Department of Health, Education, and Welfare:						
Federal old-age and survivors insurance trust fund:						
Public debt securities.....	-2,330,852	-2,330,852	-2,306,869	26,773,347	26,773,347	24,442,495
Agency securities.....	555,000	555,000	555,000
Federal disability insurance trust fund.....	-162,937	-162,937	-297,131	5,582,621	5,582,621	5,419,684
Federal hospital insurance trust fund:						
Public debt securities.....	-234,622	-234,622	-485,573	13,113,539	13,113,539	12,878,917
Agency securities.....	50,000	50,000	50,000
Federal supplementary medical insurance trust fund.....	-40,854	-40,854	1,200	4,974,022	4,974,022	4,933,168
Other.....	400	400	2,620	2,620	3,020

TABLE IV--SCHEDULE D--INVESTMENTS OF GOVERNMENT ACCOUNTS
IN FEDERAL SECURITIES (In thousands)--Continued

Classification	Net Purchases or Sales (-)			Securities Held as Investments Current Fiscal Year		
	This Month	Fiscal Year to Date		Beginning of		Close of This Month
		This Year	Prior Year	This Year	This Month	
Trust Funds--Continued						
Department of the Interior	\$32,085	\$32,085	\$3,150	\$11,601	\$11,601	\$43,686
Department of Labor:						
Unemployment trust fund	38,855	38,855	-10,731	13,793,113	13,793,113	13,831,968
Other			8,485	4,106	4,106	4,106
Department of State:						
Foreign service retirement and disability fund	34,531	34,531	59,734	492,628	492,628	527,159
Other				1,140	1,140	1,140
Department of Transportation:						
Airport and airway trust fund	64,907	64,907	38,405	4,377,426	4,377,426	4,442,333
Highway trust fund	-415,060	-415,060	-162,743	12,468,657	12,468,657	12,053,597
Other				20	20	20
Department of the Treasury	-10,500	-10,500	-9,250	64,825	64,825	54,325
General Services Administration			-100	4,510	4,510	4,510
Veterans Administration:						
Government life insurance fund	-5,888	-5,888	-5,908	462,557	462,557	456,669
National service life insurance fund:						
Public debt securities	-40,425	-40,425	-18,589	7,824,952	7,824,952	7,784,527
Agency securities				135,000	135,000	135,000
Veterans special life insurance fund	250	250	1,000	621,135	621,135	621,385
General Post Fund National Homes				2,365	2,365	2,365
Independent Agencies:						
Office of Personnel Management:						
Civil service retirement and disability fund:						
Public debt securities	-468,846	-468,846	-427,901	63,734,226	63,734,226	63,265,380
Agency securities				275,000	275,000	275,000
Employees health benefits fund	29,404	29,404	-30,350	590,095	590,095	619,499
Employees life insurance fund	17,970	17,970	-5,729	3,315,132	3,315,132	3,333,102
Retired employees health benefits fund	-300	-300	-900	3,079	3,079	2,779
Federal Deposit Insurance Corporation	16,161	16,161	41,032	9,252,006	9,252,006	9,268,167
Japan-United States Friendship Commission				18,655	18,655	18,655
Harry S. Truman Memorial Scholarship Trust Fund	70	70	5	34,854	34,854	34,824
Railroad Retirement Board	-366,938	-366,938	51,220	3,054,496	3,054,496	2,687,558
Total public debt securities	-3,842,241	-3,842,241	-3,557,318	170,634,591	170,634,591	166,792,350
Total agency securities				1,015,000	1,015,000	1,015,000
Total trust funds	-3,842,241	-3,842,241	-3,557,318	171,649,591	171,649,591	167,807,350
Off-budget Federal agencies:						
Federal Financing Bank	17,240	17,240	12,385	226,300	226,300	243,540
Pension Benefit Guaranty Corporation	-2,050	-2,050	-1,375	141,925	141,925	139,875
Postal Service	1,710,500	1,710,500	1,904,400	2,238,716	2,238,716	3,949,216
Rural electrification and telephone revolving fund				3,891	3,891	3,891
Total public debt securities	1,725,690	1,725,690	1,915,410	2,610,832	2,610,832	4,336,522
Total Off-budget Federal agencies	1,725,690	1,725,690	1,915,410	2,610,832	2,610,832	4,336,522
Grand Total	-1,968,155	-1,968,155	-1,642,277	189,161,534	189,161,534	187,193,380

Note: Investments are in public debt securities unless otherwise noted.

**TABLE V--COMPARATIVE STATEMENT OF BUDGET RECEIPTS AND OUTLAYS
BY MONTHS OF CURRENT FISCAL YEAR (In millions)**

Classification	Oct.	Nov.	Dec.	Jan.	Feb.	March	April	May	June	July	Aug.	Sept.	Fiscal Year To Date	Com-parable Period Prior F. Y.
NET RECEIPTS														
Individual income taxes.....	\$18,682												\$18,682	\$15,922
Corporation income taxes.....	1,476												1,476	1,684
Social insurance taxes and contributions:														
Employment taxes and contributions.....	8,013												8,013	6,595
Unemployment insurance.....	840												840	722
Contributions for other insurance and retirement....	530												530	488
Excise taxes.....	1,547												1,547	1,635
Estate and gift taxes.....	526												526	477
Customs duties.....	646												646	621
Miscellaneous receipts.....	838												838	602
Total--receipts this year.....	33,099												33,099
Total--receipts prior year....	28,745												28,745
NET OUTLAYS														
Legislative Branch.....	89												89	104
The Judiciary.....	56												56	1
Executive Office of the President.....	7												7	6
Funds Appropriated to the President:														
International security assistance.....	706												706	-55
International development assistance.....	97												97	121
Other.....	75												75	207
Department of Agriculture:														
Foreign assistance, special export programs and Commodity Credit Corporation.....	404												404	969
Other.....	1,307												1,307	727
Department of Commerce.....	346												346	487
Department of Defense:														
Military:														
Department of the Army....	2,591												2,591	2,214
Department of the Navy....	3,111												3,111	3,376
Department of Air Force ..	2,859												2,859	2,333
Defense agencies.....	1,619												1,619	1,237
Total Military.....	10,180												10,180	9,160
Civil.....	348												348	223
Department of Energy.....	496												496	530
Department of Health, Education, and Welfare:														
Human Development Services.....	522												522	484
Health Care Financing Administration:														
Grants to States for Medicaid.....	1,211												1,211	1,038
Federal Hospital Ins. Trust Fund.....	1,875												1,875	1,620
Federal Supp. Med. Ins. Trust Fund.....	878												878	712
Other.....	428												428	526
Social Security Adm.:														
Assis. Pmts. Program....	585												585	605
Federal Old-Age and Survivors Insurance Trust Fund.....	8,085												8,085	7,052
Federal Disability Ins. Trust Fund.....	1,200												1,200	1,160
Other.....	651												651	159
Other.....	954												954	745

TABLE V--COMPARATIVE STATEMENT OF BUDGET RECEIPTS AND OUTLAYS

BY MONTHS OF CURRENT FISCAL YEAR (In millions)--Continued

Classification	Oct.	Nov.	Dec.	Jan.	Feb.	March	April	May	June	July	Aug.	Sept.	Fiscal Year To Date	Comparable Period Prior F. Y.
OUTLAYS--Continued														
Department of Housing and Urban Development	\$1,163												\$1,163	\$758
Department of the Interior	332												332	204
Department of Justice	255												255	210
Department of Labor:														
Unemployment trust fund	736												736	642
Other	965												965	669
Department of State	255												255	153
Department of Transportation:														
Highway trust fund	986												986	765
Other	760												760	883
Department of the Treasury:														
Interest on the public debt	4,653												4,653	3,822
General revenue sharing	1,715												1,715	1,704
Other	-132												-132	242
Environmental Protection Agency	521												521	392
General Services Administration	-166												-166	-161
National Aeronautics and Space Administration	384												384	300
Veterans Administration:														
Compensation and pensions	889												889	773
National service life	36												36	27
Government service life	6												6	6
Other	875												875	839
Independent agencies:														
Office of Personnel Management	1,223												1,223	1,048
Postal Service	1,677												1,677	1,785
Small Business Administration	93												93	448
Tennessee Valley Authority	-209												-209	134
Other ind. agencies	1,011												1,011	916
Undistributed offsetting receipts:														
Federal employer contributions to retirement fund	-470												-470	-199
Interest credited to certain accounts	-114												-114	-103
Rents and Royalties on Outer Continental Shelf Lands	-138												-138	-95
Total outlays--this year	47,807												47,807
Total outlays--prior year	42,745												42,745
Surplus (+) or deficit (-) this year	-14,708												-14,708
Surplus (+) or deficit (-) prior year	-13,999												-13,999

Classification	Current Month			Fiscal Year to Date			Securities held as Investments Current Fiscal Year		
	Receipts	Outlays	Excess	Receipts	Outlays	Excess	Beginning of		Close of This Month
							This Year	This Month	
Trust receipts, outlays, and investments held:									
Airport and airway.....	129	67	62	129	67	62	4,377	4,377	4,442
Black lung disability trust fund.....	18	19	-1	18	19	-1	4	4	4
Federal Deposit Insurance Corp.....	-16	16	-16	16	9,252	9,252	9,268
Federal disability insurance.....	995	1,183	-188	995	1,183	-188	5,583	5,583	5,420
Federal employees life and health benefits.....	3,908	3,908	3,955
Federal employees retirement.....	284	746	-462	284	746	-462	64,502	64,502	64,068
Federal hospital insurance.....	1,394	1,849	-455	1,394	1,849	-455	13,164	13,164	12,929
Federal old-age and survivors insurance.....	5,569	7,950	-2,381	5,569	7,950	-2,381	27,328	27,328	24,997
Federal supplementary medical insurance.....	246	443	-197	246	443	-197	4,974	4,974	4,933
General Revenue Sharing.....	1,715	-1,715	1,715	-1,715
Highway.....	579	973	-394	579	973	-394	12,469	12,469	12,054
Military assistance advances.....	594	-594	594	-594
Railroad retirement.....	55	371	-315	55	371	-315	3,054	3,054	2,688
Unemployment.....	840	755	85	840	755	85	13,793	13,793	13,832
Veterans life insurance.....	31	-31	31	-31	9,044	9,044	8,998
All other trust.....	7	-6	14	7	-6	14	199	199	220
Trust fund receipts and outlays on the basis of Table III and investments held from Table IV-D.....	10,117	16,672	-6,555	10,117	16,672	-6,555	171,650	171,650	167,807
Interfund receipts offset against trust fund outlays.....	1,122	1,122	-0-	1,122	1,122	-0-			
Total trust fund receipts and outlays.....	11,239	17,794	-6,555	11,239	17,794	-6,555			
Federal fund receipts and outlays on the basis of Table III.....	22,982	31,136	-8,153	22,982	31,136	-8,153			
Interfund receipts offset against Federal fund outlays.....	7	7	-0-	7	7	-0-			
Total Federal fund receipts and outlays.....	22,989	31,142	-8,153	22,989	31,142	-8,153			
Total interfund receipts and outlays...	-1,129	-1,129	-0-	-1,129	-1,129	-0-			
Net budget receipts and outlays.....	33,099	47,807	-14,708	33,099	47,807	-14,708			


Note: Interfund receipts and outlays are transactions between Federal funds and trust funds, such as, Federal payments and contributions, Federal employer contributions, and interest and profits on investments in Federal securities. They have no net effect on overall budget receipts and outlays since the receipt side of such transactions is offset against budget outlays. In this table, interfund receipts are shown as an adjustment to arrive at total receipts and outlays of trust funds and Federal funds respectively.

TABLE VII--SUMMARY OF RECEIPTS BY SOURCE AND OUTLAYS BY FUNCTION (In thousands)

29

Classification	Budget Receipts and Outlays		
	This Month	Fiscal Year To Date	Comparable Period Prior Fiscal Year
NET RECEIPTS			
Individual income taxes.....	\$18,682,454	\$18,682,454	\$15,921,993
Corporation income taxes.....	1,475,699	1,475,699	1,684,134
Social insurance taxes and contributions:			
Employment taxes and contributions	8,012,827	8,012,827	6,595,266
Unemployment insurance	840,365	840,365	721,720
Contributions for other insurance and retirement.....	530,310	530,310	488,254
Excise taxes	1,547,311	1,547,311	1,634,556
Estate and gift taxes	525,942	525,942	477,065
Customs	645,929	645,929	620,865
Miscellaneous receipts.....	838,216	838,216	601,563
Total	33,099,053	33,099,053	28,745,417
NET OUTLAYS			
National defense	10,447,584	10,447,584	9,197,225
International affairs.....	1,263,365	1,263,365	324,380
General science, space, and technology.....	451,262	451,262	367,191
Energy	51,593	51,593	814,206
Natural resources and environment.....	1,432,848	1,432,848	884,346
Agriculture	401,635	401,635	948,526
Commerce and housing credit.....	2,078,086	2,078,086	2,110,437
Transportation	1,922,907	1,922,907	1,695,373
Community and regional development	629,990	629,990	941,212
Education, training, employment and social services.....	2,330,054	2,330,054	2,143,875
Health.....	4,661,870	4,661,870	4,024,859
Income security	14,476,593	14,476,593	11,828,378
Veterans benefits and services	1,808,676	1,808,676	1,647,090
Administration of justice	459,550	459,550	327,822
General government.....	209,480	209,480	838,190
General purpose fiscal assistance	1,821,996	1,821,996	2,018,556
Interest.....	4,081,509	4,081,509	3,029,546
Undistributed offsetting receipts.....	-721,768	-721,768	-396,627
Total	47,807,229	47,807,229	42,744,585

For sale by the Superintendent of Documents, U. S. Government Printing Office, Washington, D. C. 20402
Subscription price \$62.20 per year (domestic), \$15.55 per year additional (foreign mailing), includes all issues of Daily Treasury Statements, the Monthly Statement of the Public Debt of the United States and the Monthly Treasury Statement of Receipts and Outlays of the U. S. Government. No single copies are sold





002956

Monthly Treasury Statement of Receipts and Outlays of the United States Government

for period from October 1, 1979 through November 30, 1979

TABLE I--TOTALS OF BUDGET RESULTS AND FINANCING (In millions)

Period	Budget Receipts and Outlays			Means of Financing			Total Budget Financing
	Net Receipts	Net Outlays	Budget Surplus (+) or Deficit (-)	By Borrowing from the Public	By Reduction of Cash and Monetary Assets Increase (-)	By Other Means	
Current month (November 1979).....	\$38,320	\$46,841	-\$8,522	\$5,548	\$4,533	-\$1,559	\$8,522
Actual 1980 (two months).....	71,419	94,649	-23,230	7,765	18,753	-3,287	23,230
Comparative data:							
Actual 1979 (two months).....	61,972	81,932	-19,960	11,721	10,568	-2,328	19,960
Actual 1979 (full year).....	465,940	493,221	¹ -27,281	33,641	-408	-5,951	27,281
Estimated 1980 ²	513,865	547,092	-33,227	42,900	-9,673	33,227

TABLE II--SUMMARY OF BUDGET RECEIPTS AND OUTLAYS (In millions)

Classification	Actual This Month	Actual This Fiscal Year to Date	Actual Comparable Prior Period	Budget Estimates Full Fiscal Year ²
NET RECEIPTS				
Individual income taxes.....	\$18,972	\$37,655	\$32,531	\$234,165
Corporation income taxes.....	1,160	2,636	2,732	71,210
Social insurance taxes and contributions:				
Employment taxes and contributions.....	12,259	20,272	16,357	140,006
Unemployment insurance.....	1,650	2,491	2,384	16,140
Contributions for other insurance and retirement.....	524	1,054	987	6,454
Excise taxes.....	1,653	3,200	3,347	21,610
Estate and gift taxes.....	518	1,044	937	5,709
Customs duties.....	605	1,251	1,267	8,143
Miscellaneous receipts.....	977	1,815	1,431	10,428
Total.....	38,320	71,419	61,972	513,865
NET OUTLAYS				
Legislative Branch.....	97	186	182	1,289
The Judiciary.....	37	93	50	586
Executive Office of the President.....	6	13	12	92
Funds Appropriated to the President:				
International security assistance.....	862	1,568	-347	2,857
International development assistance.....	93	190	210	1,903
Other.....	-107	-32	240	3,027
Department of Agriculture.....	1,870	3,582	4,350	18,351
Department of Commerce.....	265	610	963	3,289
Department of Defense - Military.....	10,563	20,744	18,376	127,400
Department of Defense - Civil.....	300	648	512	3,041
Department of Energy.....	791	1,287	1,161	9,351
Department of Health, Education, and Welfare.....	16,764	33,154	28,614	202,216
Department of Housing and Urban Development.....	1,535	2,698	1,246	10,772
Department of the Interior.....	23	355	521	3,781
Department of Justice.....	229	483	465	2,516
Department of Labor.....	1,697	3,397	2,776	26,358
Department of State.....	138	394	289	1,905
Department of Transportation.....	1,548	3,293	2,941	16,369
Department of the Treasury:				
General revenue sharing.....	1	1,716	1,707	6,863
Interest on the public debt.....	5,330	9,983	7,968	67,600
Other.....	-286	-419	140	-3,774
Environmental Protection Agency.....	452	973	734	4,764
General Services Administration.....	50	-116	-86	133
National Aeronautics and Space Administration.....	415	799	650	4,792
Veterans Administration.....	2,698	4,505	3,309	20,826
Other independent agencies.....	2,522	6,317	6,061	28,544
Allowances, undistributed.....	898
Undistributed offsetting receipts:				
Federal employer contributions to retirement funds.....	-400	-870	-563	-5,476
Interest on certain Government accounts.....	-531	-645	-334	-10,916
Rents and royalties on the Outer Continental Shelf lands.....	-121	-259	-212	-2,265
Total.....	46,841	94,649	81,932	547,092
Surplus (+) or deficit (-).....	-8,522	-23,230	-19,960	-33,227

See footnotes on page 3.

Source: Bureau of Government Financial Operations, Department of the Treasury.

TABLE III--BUDGET RECEIPTS AND OUTLAYS--Continued (In thousands)

Classification of Receipts	This Month			Current Fiscal Year to Date			Comparable Period Prior Fiscal Year		
	Gross Receipts	Refunds (Deduct)	Net Receipts	Gross Receipts	Refunds (Deduct)	Net Receipts	Gross Receipts	Refunds (Deduct)	Net Receipts
Individual income taxes:									
Withheld	\$18,725,215			\$36,501,917			\$31,299,361		
Presidential Election Campaign Fund.....	83			207			198		
Other	589,058			1,772,337			1,637,160		
Total--Individual income taxes	19,314,356	\$342,142	\$18,972,215	38,274,461	\$619,793	\$37,654,669	32,936,719	\$405,870	\$32,530,848
Corporation income taxes	1,684,148	523,813	1,160,335	4,227,406	1,591,373	2,636,034	3,976,677	1,244,624	2,732,053
Social insurance taxes and contributions:									
Employment taxes and contributions:									
Federal old-age and survivors ins. trust fund:									
Federal Insurance Contributions Act taxes	6,299,000		6,299,000	11,907,000		11,907,000	9,420,000		9,420,000
Self-Employment Contributions Act taxes.....	2,947,654		2,947,654	2,908,875		2,908,875	2,494,302		2,494,302
Deposits by States									
Total--FOASI trust fund.....	9,246,654		9,246,654	14,815,875		14,815,875	11,914,302		11,914,302
Federal disability insurance trust fund:									
Federal Insurance Contributions Act taxes	1,089,000		1,089,000	2,060,000		2,060,000	1,708,000		1,708,000
Self-Employment Contributions Act taxes.....	14,847		14,847	38,407		38,407	69,080		69,080
Deposits by States									
Total--FDI trust fund	1,103,847		1,103,847	2,098,407		2,098,407	1,777,080		1,777,080
Federal hospital insurance trust fund:									
Federal Insurance Contributions Act taxes	1,526,000		1,526,000	2,886,000		2,886,000	2,204,000		2,204,000
Self-Employment Contributions Act taxes									
Receipts from railroad retirement account									
Deposits by States	20,785		20,785	53,770		53,770	88,535		88,535
Premiums collected for uninsured individuals	1,541		1,541	2,258		2,258	2,750		2,750
Total--FHI trust fund	1,548,326		1,548,326	2,942,028		2,942,028	2,295,286		2,295,286
Railroad retirement accounts:									
Railroad Retirement Act taxes	360,095	-19	360,114	415,452	-7	415,458	370,784	22	370,761
Total--Employment taxes and contributions	12,258,922	-19	12,258,941	20,271,762	-7	20,271,768	16,357,452	22	16,357,429
Unemployment insurance:									
Unemployment trust fund:									
State taxes deposited in Treasury	1,419,327		1,419,327	2,065,346		2,065,346	1,963,313		1,963,313
Federal Unemployment Tax Act taxes.....	227,000	2,051	224,949	422,000	3,375	418,625	420,000	3,970	416,030
Railroad Unemployment Ins. Act Contributions	6,000		6,000	6,671		6,671	4,562		4,562
Total--Unemployment trust fund	1,652,327	2,051	1,650,276	2,494,017	3,375	2,490,641	2,387,874	3,970	2,383,904
Contributions for other insurance and retirement:									
Federal supplementary medical ins. trust fund:									
Premiums collected for the aged	214,613		214,613	434,508		434,508	374,049		374,049
Premiums collected for the disabled.....	21,518		21,518	47,753		47,753	44,759		44,759
Total--FSMI trust fund.....	236,132		236,132	482,261		482,261	418,809		418,809
Federal employees retirement contributions:									
Civil service retirement and disability fund	284,158		284,158	560,097		560,097	555,575		555,575
Foreign service retirement and disability fund.....	1,892		1,892	4,000		4,000	2,656		2,656
Other.....	141		141	275		275	134		134
Total--Federal employees retirement contributions.....	286,191		286,191	564,372		564,372	558,364		558,364

TABLE III--BUDGET RECEIPTS AND OUTLAYS--Continued (In thousands)

Classification of Receipts--Continued	This Month			Current Fiscal Year to Date			Comparable Period Prior Fiscal Year		
	Gross Receipts	Refunds (Deduct)	Net Receipts	Gross Receipts	Refunds (Deduct)	Net Receipts	Gross Receipts	Refunds (Deduct)	Net Receipts
Social insurance taxes and contributions--Continued									
Contributions for other insurance and retirement--Continued									
Other retirement contributions:									
Civil service retirement and disability fund.....	\$1,600	\$1,600	\$7,600	\$7,600	\$10,046	\$10,046
Total--Contributions for other insurance and retirement	523,923	523,923	1,054,232	1,054,232	987,219	987,219
Total--Social insurance taxes and contributions.....	14,435,172	\$2,032	14,433,140	23,820,011	\$3,369	23,816,642	19,732,545	\$3,993	19,728,552
Excise taxes:									
Miscellaneous excise taxes	848,187	9,139	839,048	1,686,655	26,291	1,660,364	1,778,709	29,243	1,749,466
Airport and airway trust fund	162,983	544	162,438	292,278	544	291,733	263,348	444	262,904
Highway trust fund.....	609,211	1,537	607,674	1,187,711	1,537	1,186,174	1,297,574	-1,247	1,298,822
Black lung disability trust fund.....	43,855	43,855	62,055	62,055	35,364	35,364
Total--Excise taxes.....	1,664,236	11,220	1,653,015	3,228,699	28,372	3,200,327	3,374,995	28,439	3,346,555
Estate and gift taxes	526,819	8,414	518,405	1,061,860	17,512	1,044,347	955,818	18,999	936,818
Customs duties.....	623,329	17,928	605,401	1,296,608	45,279	1,251,330	1,289,662	22,778	1,266,884
Miscellaneous receipts:									
Deposits of earnings by Federal Reserve Banks.....	887,259	887,259	1,632,643	1,632,643	1,281,942	1,281,942
All other.....	89,871	16	89,854	182,731	70	182,660	148,873	52	148,821
Total--Miscellaneous receipts	977,129	16	977,113	1,815,374	70	1,815,304	1,430,815	52	1,430,763
Total--Budget receipts.....	39,225,189	905,565	38,319,624	73,724,419	2,305,767	71,418,652	63,697,230	1,724,757	61,972,473

Note: Throughout this statement, details may not add to totals due to rounding.

FOOTNOTES

¹The Joint Treasury-Office of Management and Budget Press Statement, released with the September 1979 Monthly Treasury Statement, adjusted this total to include administrative expenses and interest receipts of the Exchange Stabilization Fund. The total in the press release is \$27.7 billion for the deficit.

²These budget estimates are based on the revision of the Mid-Session Review of the 1980 Budget released on July 31, 1979; adjusted to include revised

estimates for the Energy Security Program and Department of Defense increases.

³Includes adjustments to amounts previously reported.

⁴Postal Service reporting is from October 6 to November 30.

TABLE III--BUDGET RECEIPTS AND OUTLAYS--Continued (In thousands)

Classification of OUTLAYS	This Month			Current Fiscal Year			Comparable Period Prior Fiscal Year		
	Outlays	Applicable Receipts	Net Outlays	Outlays	Applicable Receipts	Net Outlays	Outlays	Applicable Receipts	Net Outlays
Legislative Branch:									
Senate.....	\$14,408		\$14,408	\$29,900		\$29,900	\$28,008		\$28,008
House of Representatives.....	26,834	\$7	26,827	53,145	\$16	53,129	47,125	\$11	47,114
Joint Items.....	12,565		12,565	13,446		13,446	13,032		13,032
Congressional Budget Office.....	872		872	1,893		1,893	1,721		1,721
Architect of the Capitol.....	7,389		7,389	14,887		14,887	18,613		18,613
Library of Congress.....	15,538		15,538	33,643		33,643	27,624		27,624
Government Printing Office:									
Revolving fund (net).....	-4,918		-4,918	-13,642		-13,642	-928		-928
General fund appropriations.....	12,251		12,251	24,360		24,360	16,612		16,612
General Accounting Office.....	10,939		10,939	25,163		25,163	28,917		28,917
United States Tax Court.....	570		570	1,903		1,903	1,741		1,741
Other Legislative Branch Agencies.....	1,777		1,777	3,490		3,490	2,540		2,540
Proprietary receipts from the public.....		1,163	-1,163		1,917	-1,917		3,014	-3,014
Intrabudgetary transactions.....				-114		-114	-103		-103
Total--Legislative Branch.....	98,224	1,170	97,054	183,074	1,933	186,141	184,902	3,025	181,876
The Judiciary:									
Supreme Court of the United States.....	787		787	1,669		1,669	1,430		1,430
Courts of Appeals, District Courts, and other Judicial Services.....	34,454		34,454	87,241		87,241	46,511		46,511
Other.....	2,217		2,217	4,533		4,533	2,162		2,162
Proprietary receipts from the public.....		161	-161		417	-417		177	-177
Intrabudgetary transactions.....									
Total--The Judiciary.....	37,457	161	37,296	93,443	417	93,026	50,104	177	49,926
Executive Office of the President:									
Compensation of the President and the White House Office.....	2,519		2,519	3,709		3,709	2,254		2,254
Office of Management and Budget.....	1,726		1,726	4,903	(*)	4,903	4,962		4,962
Other.....	1,871		1,871	4,607		4,607	4,708		4,708
Total--Executive Office of the President.....	6,117		6,117	13,220	(*)	13,219	11,924		11,924
Funds Appropriated to the President:									
Appalachian Regional Development Programs.....	25,362		25,362	60,373		60,373	60,725		60,725
Disaster relief.....	57,760		57,760	95,213		95,213	33,373		33,373
Foreign Assistance:									
International Security Assistance:									
Military assistance.....	4,284		4,284	37,873		37,873	27,322		27,322
Foreign military credit sales.....	2,392		2,392	22,138		22,138	48,475		48,475
Security supporting assistance.....	390,772		390,772	491,859		491,859	148,757		148,757
Advances, foreign military sales.....	682,103		682,103	1,437,811		1,437,811	1,281,017		1,281,017
Other.....	1,439		1,439	2,625		2,625	2,178		2,178
Proprietary receipts from the public:									
Advances, foreign military sales.....		197,094	-197,094		358,841	-358,841		1,814,669	-1,814,669
Other.....		21,634	-21,634		65,664	-65,664		40,289	-40,289
Total--International Security Assistance.....	1,080,990	218,728	862,262	1,992,305	424,505	1,567,800	1,507,750	1,854,958	-347,208
International Development Assistance:									
Multilateral Assistance:									
Contributions to International Financial Institutions: International development association.....	50,000		50,000	50,000		50,000			

See footnotes on page 3.

TABLE III--BUDGET RECEIPTS AND OUTLAYS--Continued (In thousands)

Classification of OUTLAYS--Continued	This Month			Current Fiscal Year to Date			Comparable Period Prior Fiscal Year		
	Outlays	Applicable Receipts	Net Outlays	Outlays	Applicable Receipts	Net Outlays	Outlays	Applicable Receipts	Net Outlays
Funds Appropriated to the President--Continued									
Foreign Assistance--Continued									
International Development--Assistance--Continued									
Multilateral Assistance--Continued									
Contributions to International Financial Institutions--Continued									
Inter-American development bank	\$16,320	\$16,320	\$27,521	\$27,521	\$36,017	\$36,017
Other.....
Payment to the International Fund for Agricultural Development.....
International organizations and programs.....	2,564	2,564	8,480	8,480	41,705	41,705
Bilateral Assistance:									
Public enterprise funds:									
Overseas Private Investment Corporation	-5,019	\$10,527	-15,547	-2,979	\$13,526	-16,506	-11	\$11,226	-11,237
Inter-American Foundation	570	(*)	570	3,780	2,324	1,456	1,264	80	1,185
Other.....	6,383	1,197	5,186	38,183	3,014	35,169	26,763	1,665	25,097
Functional development assistance program	55,024	55,024	109,364	109,364	105,908	105,908
Payment to Foreign Service retirement and disability fund.....	24,820	24,820
Operating expenses of the Agency for International Development	19,142	19,142	46,808	46,808	40,657	40,657
Other.....	10,543	10,543	20,085	20,085	22,443	22,443
Proprietary receipts from the public.....	51,018	-51,018	92,265	-92,265	76,745	-76,745
Total--Bilateral Assistance.....	86,643	62,742	23,901	215,241	111,129	104,112	221,843	89,716	132,127
Total--International Development Assistance	155,527	62,742	92,786	301,242	111,129	190,113	299,565	89,716	209,849
International Narcotics Control Assistance	1,758	1,758	4,673	4,673	4,281	4,281
President's foreign assistance contingency fund.....	56	56	54	54	48	48
Total--Foreign Assistance.....	1,238,331	281,470	956,862	2,298,274	535,634	1,762,640	1,811,644	1,944,675	-133,031
Petroleum Reserves:									
Energy Supply.....	43	43
Proprietary receipts from the public.....	192,387	-192,387	-101,668	101,668
Other.....	94	94	207	192,414	-192,414	40,082	40,082
Total--Funds Appropriated to the President	1,321,548	473,857	847,691	2,454,066	728,048	1,726,019	1,945,868	1,843,007	102,861
Department of Agriculture:									
Departmental Administration.....	-1,788	-1,788	4,928	4,928	30,493	30,493
Office of the Inspector General	2,702	2,702	6,244	6,244	4,523	4,523
Science and Education Administration:									
Agricultural Research.....	29,103	29,103	63,425	63,425	51,210	51,210
Cooperative Research.....	12,555	12,555	21,592	21,592	21,481	21,481
Extension activities	19,890	19,890	33,630	33,630	33,995	33,995
Other.....	1,380	1,380	2,363	2,363	1,798	1,798
Economics, statistics, and cooperative service.....	5,997	5,997	13,600	13,600	10,826	10,826
Foreign Agricultural Service.....	3,889	3,889	8,128	8,128	7,291	7,291
Foreign Assistance Program.....	2,347	2,347	48,468	48,468	129,547	129,547
Agricultural Stabilization and Conservation Service:									
Salaries and expenses.....	28,631	28,631	47,760	47,760	22,121	22,121
Agricultural conservation program	12,574	12,574	36,533	36,533	89,075	89,075
Other.....	4,603	4,603	8,304	8,304	4,742	4,742
Federal Crop Insurance Corporation.....	12,262	14,645	-2,383	25,166	27,882	-2,716	15,618	27,313	-11,695
Commodity Credit Corporation:									
Price support and related programs	1,136,152	411,995	724,158	1,890,847	808,356	1,082,491	2,595,681	606,484	1,989,197
Intragovernmental funds.....
National Wool Act program	299	299	302	302	595	595
Total--Commodity Credit Corporation	1,136,452	411,995	724,457	1,891,148	808,356	1,082,793	2,596,276	606,484	1,989,792
Rural Electrification Administration (salaries and expenses).....	1,936	1,936	4,576	4,576	3,486	3,486

See footnotes on page 3.

TABLE III--BUDGET RECEIPTS AND OUTLAYS--Continued (In thousands)

9

Classification of OUTLAYS--Continued	This Month			Current Fiscal Year to Date			Comparable Period Prior Fiscal Year		
	Outlays	Applicable Receipts	Net Outlays	Outlays	Applicable Receipts	Net Outlays	Outlays	Applicable Receipts	Net Outlays
Department of Agriculture--Continued									
Farmers Home Administration:									
Public enterprise funds:									
Rural housing insurance fund.....	\$510,618	\$486,699	\$23,918	\$1,173,944	\$1,090,798	\$83,146	\$1,028,443	\$751,433	\$277,010
Agricultural credit insurance fund.....	483,477	640,621	-157,144	1,030,148	1,206,634	-176,486	673,468	606,071	67,397
Rural development insurance fund.....	240,694	222,067	18,627	367,534	354,977	12,556	284,589	220,212	64,378
Other.....	-79	-79	-163	-163	-585	111	-696
Rural water and waste disposal grants.....	26,832	26,832	57,805	57,805	49,280	49,280
Salaries and expenses.....	20,367	20,367	49,508	49,508	32,107	32,107
Other.....	3,961	3,961	7,684	7,684	8,705	8,705
Total--Farmers Home Administration.....	1,285,869	1,349,388	-63,519	2,686,459	2,652,409	34,050	2,076,008	1,577,827	498,181
Soil Conservation Service:									
Conservation operations.....	23,364	23,364	56,292	56,292	39,153	39,153
Watershed and flood prevention operations.....	23,804	23,804	47,509	47,509	40,595	40,595
Other.....	7,091	7,091	15,482	15,482	14,332	14,332
Animal and Plant Health Inspection Service.....	19,121	19,121	44,186	44,186	36,841	36,841
Federal Grain Inspection Service.....	3,527	3,527	6,096	6,096	2,333	2,333
Agricultural Marketing Service.....	6,808	2,300	4,508	15,326	5,425	9,901	11,915	4,855	7,030
Food Safety and Quality Service:									
Salaries and expenses.....	23,082	23,082	71,488	71,488	43,750	43,750
Funds for strengthening markets, income, and supply.....	9,666	9,666	101,660	101,660	25,151	25,151
Expenses and refunds, inspection and grading of farm products.....	4,059	4,059	9,689	9,689	4,179	4,179
Food and Nutrition Service:									
Food program administration.....	5,831	5,831	13,229	13,229	9,070	9,070
Food stamp program.....	666,115	666,115	1,324,184	1,324,184	941,384	941,384
Special milk program.....	9,281	9,281	15,095	15,095	15,231	15,231
Child nutrition programs.....	247,447	247,447	392,975	392,975	333,861	333,861
Special supplemental food programs (WIC).....	50,061	50,061	95,306	95,306	69,574	69,574
Food donations program.....	4,843	4,843	8,292	8,292	5,161	5,161
Total--Food and Nutrition Service.....	983,578	983,578	1,849,081	1,849,081	1,374,282	1,374,282
Forest Service:									
Forest management, protection and utilization.....	97,783	97,783	227,179	227,179	144,392	144,392
Construction and land acquisition.....	23,928	23,928	44,725	44,725	20,081	20,081
Forest roads and trails.....	18,012	18,012	43,139	43,139	44,929	44,929
Forest Service permanent appropriations.....	8,902	8,902	198,178	198,178	8,319	8,319
Cooperative work.....	6,661	6,661	15,103	15,103	13,202	13,202
Other.....	5,836	5,836	11,772	11,772	7,558	7,558
Total--Forest Service.....	161,123	161,123	540,097	540,097	238,481	238,481
Other.....	2,384	2,384	993	993	2,753	2,753
Proprietary receipts from the public.....	165,204	-165,204	559,966	-559,966	352,616	-352,616
Intrabudgetary transactions.....	-12,233	-12,233	-24,362	-24,362	-12,734	-12,734
Total--Department of Agriculture.....	3,813,777	1,943,531	1,870,245	7,635,860	4,054,038	3,581,822	6,919,521	2,569,095	4,350,426
Department of Commerce:									
General Administration.....	3,312	3,312	8,356	8,356	6,970	6,970
Bureau of the Census.....	24,843	24,843	61,683	61,683	38,617	38,617
Economic and Statistical Analysis.....	1,006	1,006	3,002	3,002	3,245	3,245

TABLE III--BUDGET RECEIPTS AND OUTLAYS--Continued (In thousands)

Classification of OUTLAYS--Continued	This Month			Current Fiscal Year to Date			Comparable Period Prior Fiscal Year		
	Outlays	Applicable Receipts	Net Outlays	Outlays	Applicable Receipts	Net Outlays	Outlays	Applicable Receipts	Net Outlays
Department of Commerce--Continued									
Economic Development Assistance:									
Economic Development Administration:									
Economic development assistance programs.....	\$43,669	\$43,669	\$117,598	\$117,598	\$85,392	\$85,392
Local public works program	56,454	56,454	118,916	118,916	572,961	572,961
Other.....	2,466	\$6,522	-4,056	7,142	\$12,167	-5,026	12,869	\$10,385	2,483
Regional Action Planning Commissions.....	8,170	8,170	15,538	15,538	23,788	23,788
Total--Economic Development Assistance.....	110,758	6,522	104,236	259,193	12,167	247,026	695,010	10,385	684,624
Promotion of Industry and Commerce.....	11,873	11,873	27,782	27,782	25,390	25,390
Science and Technology:									
National Oceanic and Atmospheric Administration.....	59,373	215	59,158	126,711	355	126,356	125,766	309	125,457
Patent and Trademark Office.....	6,663	6,663	18,533	18,533	19,579	19,579
Science and Technical Research.....	10,459	10,459	21,678	21,678	18,784	18,784
National Telecommunications and Information Administration	2,855	2,855	5,810	5,810	1,643	1,643
Total--Science and Technology.....	79,350	215	79,135	172,732	355	172,377	165,772	309	165,463
Maritime Administration:									
Public enterprise funds.....	2,219	8,709	-6,490	4,656	14,308	-9,652	1,397	6,817	-5,419
Ship construction	21,483	21,483	44,906	44,906	26,605	26,605
Operating-differential subsidies.....	27,709	27,709	63,464	63,464	32,075	32,075
Other.....	6,440	6,440	7,166	7,166	8,168	8,168
Proprietary receipts from the public.....	4,878	-4,878	10,438	-10,438	9,219	-9,219
Intrabudgetary transactions	-3,878	-3,878	-5,177	-5,177	-13,738	-13,738
Total--Department of Commerce.....	285,115	20,324	264,791	647,763	37,269	610,495	989,511	26,731	962,780
Department of Defense--Military:									
Military Personnel:									
Department of the Army.....	963,851	963,851	1,939,896	1,939,896	1,782,983	1,782,983
Department of the Navy	746,439	746,439	1,595,493	1,595,493	1,508,146	1,508,146
Department of the Air Force.....	746,490	746,490	1,509,583	1,509,583	1,402,269	1,402,269
Total--Military Personnel.....	2,456,780	2,456,780	5,044,973	5,044,973	4,693,398	4,693,398
Retired Military Personnel	944,097	944,097	1,886,512	1,886,512	1,644,835	1,644,835
Operation and Maintenance:									
Department of the Army.....	922,949	922,949	1,815,583	1,815,583	1,521,458	1,521,458
Department of the Navy	1,004,341	1,004,341	1,921,963	1,921,963	1,971,711	1,971,711
Department of the Air Force.....	942,521	942,521	1,888,457	1,888,457	1,691,928	1,691,928
Defense agencies	358,547	358,547	638,845	638,845	537,308	537,308
Total--Operation and Maintenance.....	3,228,358	3,228,358	6,264,848	6,264,848	5,722,404	5,722,404
Procurement:									
Department of the Army.....	458,206	458,206	943,842	943,842	823,742	823,742
Department of the Navy	971,999	971,999	1,937,784	1,937,784	2,010,171	2,010,171
Department of the Air Force.....	947,462	947,462	1,879,568	1,879,568	1,356,316	1,356,316
Defense agencies	21,397	21,397	44,215	44,215	37,018	37,018
Total--Procurement.....	2,399,064	2,399,064	4,805,409	4,805,409	4,227,248	4,227,248
Research, Development, Test, and Evaluation:									
Department of the Army.....	237,686	237,686	414,011	414,011	348,411	348,411
Department of the Navy	263,776	263,776	573,994	573,994	621,309	621,309
Department of the Air Force.....	422,334	422,334	793,714	793,714	664,481	664,481
Defense agencies	72,037	72,037	137,319	137,319	119,927	119,927
Total--Research, Development, Test, and Evaluation	995,834	995,834	1,919,039	1,919,039	1,754,128	1,754,128

TABLE III--BUDGET RECEIPTS AND OUTLAYS--Continued (In thousands)

Classification of OUTLAYS--Continued	This Month			Current Fiscal Year to Date			Comparable Period Prior Fiscal Year		
	Outlays	Applicable Receipts	Net Outlays	Outlays	Applicable Receipts	Net Outlays	Outlays	Applicable Receipts	Net Outlays
Department of Defense--Military--Continued									
Military Construction:									
Department of the Army.....	\$70,872	\$70,872	\$139,314	\$139,314	\$148,146	\$148,146
Department of the Navy.....	75,695	75,695	119,664	119,664	118,578	118,578
Department of the Air Force.....	63,338	63,338	117,225	117,225	98,164	98,164
Defense agencies.....	1,810	1,810	3,620	3,620	3,491	3,491
Total--Military Construction.....	211,715	211,715	379,823	379,823	368,380	368,380
Family Housing.....	116,803	\$38	116,765	231,160	\$141	231,020	228,616	\$281	228,335
Revolving and Management Funds:									
Public Enterprise Funds.....	251	150	100	289	300	-10	243	769	-527
Intragovernmental Funds:									
Department of the Army.....	63,927	63,927	120,993	120,993	-5,382	-5,382
Department of the Navy.....	150,398	150,398	209,147	209,147	36,037	36,037
Department of the Air Force.....	70,059	70,059	-104,781	-104,781	-36,666	-36,666
Defense Agencies.....	27,250	27,250	219,806	219,806	30,060	30,060
Other.....	16,826	15,697	1,129	34,135	32,893	1,242	34,337	34,288	49
Proprietary receipts from the public.....	102,525	-102,525	246,051	-246,051	305,715	-305,715
Intrabudgetary transactions.....	221	221	11,534	11,534	19,343	19,343
Total--Department of Defense--Military.....	10,681,582	118,411	10,563,172	21,022,887	279,384	20,743,503	18,716,980	341,052	18,375,928
Department of Defense--Civil:									
Corps of Engineers:									
General investigations.....	10,075	10,075	21,105	21,105	15,850	15,850
Construction, general.....	148,985	148,985	306,054	306,054	285,018	285,018
Operations and maintenance, general.....	73,618	73,618	135,087	135,087	123,608	123,608
Flood control.....	47,776	47,776	80,520	80,520	48,193	48,193
Other.....	-3,616	-3,616	34,115	34,115	48,073	48,073
Proprietary receipts from the public.....	-21,283	21,283	4,137	-4,137	8,810	-8,810
Total--Corps of Engineers.....	276,836	-21,283	298,119	576,880	4,137	572,744	520,743	8,810	511,932
The Panama Canal:									
Canal Zone Government.....	6,993	6,993
Panama Canal Company.....	71,216	71,216	55,838	57,802	-1,964
Proprietary receipts from the public.....	6,417	-6,417
Intrabudgetary transactions.....	-1,998	-1,998
Other.....	2,165	24	2,141	4,446	49	4,397	4,124	54	4,070
Proprietary receipts from the public.....	366	-366	791	-791	719	-719
Total--Department of Defense--Civil.....	279,001	-20,893	299,894	652,542	4,977	647,565	585,700	73,803	511,896
Department of Energy:									
Atomic Energy Defense Activities.....	168,162	168,162	434,958	434,958	49,366	192,813	-143,447
Energy Programs:									
General Science and Research.....	28,196	28,196	37,169	37,169
Energy Supply, R and D.....	416,662	416,662	671,250	671,250	975,916	975,916
Fossil Fuel-Operating Expenses.....	19,442	19,442	39,455	39,455	70,710	70,710
Energy Conservation.....	17,259	17,259	31,948	31,948	17,006	17,006
Strategic Petroleum Reserve.....	31,920	31,920	70,655	70,655	123,931	123,931
Other.....	114,202	114,202	22,422	22,422	31,402	31,402
Total--Energy Programs.....	627,681	627,681	872,898	872,898	1,218,965	1,218,965
Power Marketing Administration.....	44,065	24,094	19,971	87,911	50,032	37,878	151,343	38,964	112,380
Departmental Administration.....	5,456	5,456	7,476	7,476	15	15
Proprietary receipts from the public.....	30,648	-30,648	66,461	-66,461	27,192	-27,192
Total--Department of Energy.....	845,364	54,742	790,622	1,403,244	116,493	1,286,750	1,419,689	258,969	1,160,721

TABLE III--BUDGET RECEIPTS AND OUTLAYS--Continued (In thousands)

Classification of OUTLAYS--Continued	This Month			Current Fiscal Year to Date			Comparable Period Prior Fiscal Year		
	Outlays	Applicable Receipts	Net Outlays	Outlays	Applicable Receipts	Net Outlays	Outlays	Applicable Receipts	Net Outlays
Department of Health, Education, and Welfare:									
Public Health Service:									
Food and Drug Administration	\$25,848	\$602	\$25,245	\$56,792	\$1,118	\$55,674	\$57,348	\$1,162	\$56,186
Health Services Administration:									
Health services	102,821	102,821	207,678	207,678	218,889	218,889
Indian health services and facilities	48,164	48,164	106,281	106,281	94,037	94,037
Emergency health	3	3
Center for Disease Control	20,705	20,705	44,808	44,808	41,067	41,067
National Institutes of Health:									
Intragovernmental funds	-10,276	-10,276	4,178	4,178	-14,766	-14,766
Cancer Research	61,411	61,411	113,145	113,145	140,274	140,274
Heart, Lung, and Blood Research	42,760	42,760	73,235	73,235	69,795	69,795
Arthritis, Metabolism, and Digestive Diseases	18,506	18,506	29,058	29,058	25,856	25,856
Neurological and Communicative Disorders and Stroke	13,079	13,079	25,412	25,412	28,346	28,346
Allergy and Infectious Diseases	11,215	11,215	19,649	19,649	31,615	31,615
General Medical Sciences	5,015	5,015	10,916	10,916	33,977	33,977
Child Health and Human Development	12,438	12,438	22,369	22,369	42,532	42,532
Other research institutes	20,888	20,888	39,433	39,433	36,943	36,943
Research resources	12,672	12,672	24,397	24,397	19,280	19,280
Other	10,376	10,376	21,575	21,575	20,598	20,598
Total--National Institutes of Health	198,084	198,084	383,366	383,366	434,451	434,451
Alcohol, Drug Abuse, and Mental Health Administration	132,475	132,475	194,197	194,197	186,938	186,938
Health Resources Administration:									
Public enterprise funds	2,282	38	2,244	4,986	72	4,914	5,982	32	5,950
Health resources	53,553	53,553	137,826	137,826	133,705	133,705
Office of Assistant Secretary for Health	17,369	17,369	33,713	33,713	8,301	8,301
Total--Public Health Service	601,301	640	600,660	1,169,647	1,190	1,168,457	1,180,721	1,194	1,179,527
Health Care Financing Administration:									
Intragovernmental funds	191	191	639	639	-1,590	-1,590
Grants to States for Medicaid	1,076,900	1,076,900	2,288,201	2,288,201	1,989,200	1,989,200
Payments to health care trust funds	555,062	555,062	986,309	986,309	1,071,770	1,071,770
Program management	12,283	12,283	9,359	9,359	-34,989	-34,989
Other	-225	-225	-1,337	-1,337	3,004	3,004
Federal hospital insurance trust fund:									
Benefit payments	1,805,164	1,805,164	3,630,718	3,630,718	3,111,054	3,111,054
Administrative expenses and construction	30,815	30,815	80,443	80,443	91,889	91,889
Total--FHI trust fund	1,835,979	1,835,979	3,711,162	3,711,162	3,202,943	3,202,943
Federal supplementary medical ins. trust fund:									
Benefit payments	788,304	788,304	1,611,945	1,611,945	1,331,051	1,331,051
Administrative expenses and construction	40,296	40,296	94,836	94,836	123,100	123,100
Total--FSMI trust fund	828,600	828,600	1,706,781	1,706,781	1,454,151	1,454,151
Total--Health Care Financing Administration	4,308,791	4,308,791	8,701,114	8,701,114	7,684,488	7,684,488
Education Division:									
Office of Education:									
Public enterprise funds:									
Student loan insurance fund	179,761	2,607	177,154	206,123	10,763	195,360	156,342	7,717	148,624
Other	681	8,049	-7,368	738	13,756	-13,018	1,396	12,244	-10,848
Elementary and secondary education	307,201	307,201	609,156	609,156	530,097	530,097
Indian education	3,634	3,634	5,964	5,964	3,354	3,354
School assistance in federally affected areas	23,457	23,457	28,540	28,540	54,359	54,359

TABLE III--BUDGET RECEIPTS AND OUTLAYS--Continued (In thousands)

Classification of OUTLAYS--Continued	This Month			Current Fiscal Year to Date			Comparable Period Prior Fiscal Year		
	Outlays	Applicable Receipts	Net Outlays	Outlays	Applicable Receipts	Net Outlays	Outlays	Applicable Receipts	Net Outlays
Department of Health, Education, and Welfare--Continued									
Education Division--Continued									
Office of Education--Continued									
Emergency school aid	\$23,502	\$23,502	\$55,090	\$55,090	\$53,737	\$53,737
Education for the handicapped	49,235	49,235	105,677	105,677	69,274	69,274
Occupational, vocational, and adult education	84,974	84,974	186,251	186,251	113,687	113,687
Student assistance	254,199	254,199	450,784	450,784	428,434	428,434
Higher and continuing education	49,968	49,968	74,918	74,918	51,782	51,782
Library resources	15,052	15,052	26,504	26,504	28,674	28,674
Salaries and expenses	10,453	10,453	24,869	24,869	26,370	26,370
Other	8,571	8,571	13,772	13,772	15,866	15,866
Total--Office of Education	1,010,689	\$10,656	1,000,033	1,788,387	\$24,519	1,763,868	1,533,372	\$19,962	1,513,410
National Institute of Education	5,213	5,213	12,677	12,677	13,294	13,294
Office of the Assistant Secretary for Education	2,204	2,204	4,538	4,538	4,226	4,226
Total--Education Division	1,018,106	10,656	1,007,450	1,805,602	24,519	1,781,083	1,550,892	19,962	1,530,931
Social Security Administration:									
Payments to social security trust funds	-22	-22	62	62
Special benefits for disabled coal miners	86,923	86,923	167,092	167,092	165,547	165,547
Supplemental security income program	899,837	899,837	1,441,984	1,441,984	544,218	544,218
Assistance payments program	564,077	564,077	1,148,896	1,148,896	1,159,236	1,159,236
Refugee assistance	14,776	14,776	43,529	43,529	10,948	10,948
Other	12	12	15	15	2	2
Federal old-age and survivors insurance trust fund:									
Benefit payments	7,993,477	7,993,477	15,931,500	15,931,500	13,910,240	13,910,240
Administrative expenses and construction	87,081	87,081	233,442	233,442	200,832	200,832
Payment to railroad retirement account
Vocational rehabilitation services	976	976	1,952	1,952	2,291	2,291
Total--FOASI trust fund	8,081,534	8,081,534	16,166,894	16,166,894	14,113,363	14,113,363
Federal disability insurance trust fund:									
Benefit payments	1,192,069	1,192,069	2,377,216	2,377,216	2,192,923	2,192,923
Administrative expenses and construction	27,366	27,366	35,597	35,597	71,065	71,065
Payment to railroad retirement account
Vocational rehabilitation services	7,024	7,024	14,048	14,048	13,709	13,709
Total--FDI trust fund	1,226,460	1,226,460	2,426,860	2,426,860	2,277,698	2,277,698
Total--Social Security Administration	10,873,597	10,873,597	21,395,332	21,395,332	18,271,013	18,271,013
Special Institutions	20,521	20,521	34,817	34,817	29,727	29,727
Human Development Services:									
Grants to states for social services	264,749	264,749	540,149	540,149	470,992	470,992
Human development services	145,897	145,897	361,644	361,644	418,291	418,291
Work incentives	83,766	83,766	114,018	114,018	59,694	59,694
Research and training activities overseas	73	73	224	224	278	278
Total--Human Development Services	494,485	494,485	1,016,035	1,016,035	949,254	949,254
Departmental Management	18,821	18,821	44,848	44,848	45,547	45,547
Proprietary receipts from the public	4,813	-4,813	1,352	-1,352	3,781	-3,781

TABLE III--BUDGET RECEIPTS AND OUTLAYS--Continued (In thousands)

Classification of OUTLAYS--Continued	This Month			Current Fiscal Year to Date			Comparable Period Prior Fiscal Year		
	Outlays	Applicable Receipts	Net Outlays	Outlays	Applicable Receipts	Net Outlays	Outlays	Applicable Receipts	Net Outlays
Department of Health, Education, and Welfare--Continued									
Intrabudgetary transactions:									
Payments for health insurance for the aged:									
Federal hospital insurance trust fund									
Federal supplementary medical insurance trust fund	-\$555,062	-\$555,062	-\$986,309	-\$986,309	-\$1,072,435	-\$1,072,435
Payments for military service credits and special benefits for the aged:									
Federal old-age and survivors insurance trust fund	22	22	-62	-62
Federal disability insurance trust fund
Federal hospital insurance trust fund
Receipts transferred to railroad retirement account
Interest on reimbursement of administrative and vocational rehabilitation expenses:									
Federal old-age and survivors insurance trust fund
Federal disability insurance trust fund
Federal hospital insurance trust fund
Federal supplementary medical insurance trust fund
Other
Total--Department of Health, Education, and Welfare ..	16,780,580	\$16,110	16,764,471	33,181,025	\$27,061	33,153,964	28,639,208	\$24,937	28,614,271
Department of Housing and Urban Development:									
Housing Programs:									
Public enterprise funds:									
Federal Housing Administration fund	83,796	144,116	-60,320	205,760	296,138	-90,378	173,322	226,342	-53,020
Housing for the elderly or handicapped fund	52,012	5,068	46,944	115,743	11,515	104,229	69,903	4,836	65,067
College housing--loans and other expenses	8,949	21,669	-12,720	12,631	61,820	-49,188	17,027	59,898	-42,871
Rental housing assistance fund	155	1,540	-1,385	707	2,998	-2,291	1,971	2,695	-724
Other	600,853	7,490	593,362	785,103	18,786	766,317	78,000	30,579	47,421
Subsidized housing programs	335,172	335,172	701,549	701,549	548,515	548,515
Payments for operation of low income housing projects	54,428	54,428	122,045	122,045	86,558	86,558
Other	1,158	1,158	2,559	2,559	3,275	3,275
Total--Housing Programs	1,136,521	179,882	956,639	1,946,097	391,257	1,554,841	978,571	324,349	654,222
Government National Mortgage Association:									
Special assistance functions fund	36,617	38,561	-1,944	80,261	89,016	-8,755	30,734	102,243	-71,509
Emergency mortgage purchase assistance	151,515	4,048	147,467	301,024	13,039	287,985	211,107	173,201	37,907
Management and liquidating functions fund	6,759	7,352	-593	13,454	13,762	-308	18,282	19,907	-1,625
Guarantees of mortgage-backed securities	440	10,523	-10,083	108	15,835	-15,726	5,330	13,341	-8,011
Participation sales fund	28,772	-28,772	-17,335	-17,335	-23,187	-23,187
Total--Government National Mortgage Association ..	166,559	60,484	106,076	377,513	131,652	245,861	242,266	308,691	-66,425
Community Planning and Development:									
Public enterprise fund:									
Rehabilitation loan fund	9,700	4,076	5,624	50,008	6,523	43,484	12,060	8,405	3,655
Urban renewal programs	107,004	19,916	87,088	137,529	28,856	108,673	60,985	15,857	45,128
Community development grants	311,596	311,596	628,131	628,131	496,649	496,649
Urban development action grants	10,822	10,822	27,914	27,914	357	357
Comprehensive planning grants	5,461	5,461	10,356	10,356	10,807	10,807
Other	460	460	494	494	1,163	1,163
Total--Community Planning and Development	445,043	23,992	421,051	854,430	35,380	819,051	582,021	24,263	557,758

TABLE III--BUDGET RECEIPTS AND OUTLAYS--Continued (In thousands)

13

Classification of OUTLAYS--Continued	This Month			Current Fiscal Year to Date			Comparable Period Prior Fiscal Year		
	Outlays	Applicable Receipts	Net Outlays	Outlays	Applicable Receipts	Net Outlays	Outlays	Applicable Receipts	Net Outlays
Department of Housing and Urban Development--Continued									
New Communities Development Corporation.....		\$1,944	-\$1,944	\$11,786	\$2,189	\$9,597	\$3,882	\$218	\$3,664
Management and Administration.....	\$48,997	48,997	60,126	60,126	86,686	86,686
Other.....	4,548	4,548	8,527	8,527	9,959	9,959
Proprietary receipts from the public.....	46	-46	174	-174	362	-362
Total--Department of Housing and Urban Development.....	1,801,668	266,347	1,535,321	3,258,479	560,651	2,697,828	1,903,385	657,883	1,245,502
Department of the Interior:									
Land and Water Resources:									
Bureau of Land Management:									
Management of lands and resources.....	27,004	27,004	56,714	56,714	45,319	45,319
Payments in lieu of taxes.....	-114	-114	-74	-74	1,360	1,360
Other.....	137,434	137,434	232,592	232,592	199,667	199,667
Bureau of Reclamation:									
Colorado River projects.....	17,539	4,725	12,814	32,283	9,562	22,721	32,950	11,211	21,739
Construction and rehabilitation.....	29,848	29,848	64,701	64,701	54,270	54,270
Operation and maintenance.....	10,402	10,402	15,446	15,446	13,024	13,024
Other.....	11,120	11,120	23,679	23,679	-71,528	-71,528
Office of Water Research and Technology.....	1,592	1,592	3,752	3,752	935	935
Total--Land and Water Resources.....	234,824	4,725	230,099	429,093	9,562	419,531	275,996	11,211	264,785
Fish and Wildlife and Parks:									
Heritage Conservation and Recreation Service.....	42,658	42,658	81,365	81,365	67,788	67,788
United States Fish and Wildlife Service:									
Resource management.....	22,912	22,912	40,526	40,526	30,358	30,358
Recreational resources.....	6,540	6,540	15,127	15,127	5,813	5,813
Other.....	7,215	7,215	11,636	11,636	18,039	18,039
National Park Service:									
Operation of the national park system.....	34,934	34,934	79,966	79,966	68,659	68,659
Construction.....	8,175	8,175	19,784	19,784	18,107	18,107
Other.....	963	963	3,063	3,063	4,063	4,063
Total--Fish and Wildlife and Parks.....	123,397	123,397	251,468	251,468	212,828	212,828
Energy and Minerals:									
Geological Survey.....	46,947	46,947	106,137	106,137	86,817	86,817
Office of Surface Mining Reclamation and Enforcement.....	5,334	5,334	10,619	10,619	3,341	3,341
Bureau of Mines.....	12,421	783	11,638	27,012	1,851	25,161	23,070	1,937	21,133
Total--Energy and Minerals.....	64,701	783	63,918	143,768	1,851	141,918	113,228	1,937	111,291
Bureau of Indian Affairs:									
Public enterprise funds.....	1,338	374	964	1,866	945	921	616	932	-315
Operation of Indian programs.....	58,552	58,552	101,539	101,539	65,800	65,800
Construction.....	30,340	30,340	81,408	81,408	91,305	91,305
Indian tribal funds.....	13,384	13,384	32,215	32,215	13,906	13,906
Other.....	3,622	3,622	8,072	8,072	-13,648	-13,648
Total--Bureau of Indian Affairs.....	107,236	374	106,862	225,099	945	224,154	157,978	932	157,046

TABLE III--BUDGET RECEIPTS AND OUTLAYS--Continued (In thousands)

Classification of OUTLAYS--Continued	This Month			Current Fiscal Year to Date			Comparable Period Prior Fiscal Year		
	Outlays	Applicable Receipts	Net Outlays	Outlays	Applicable Receipts	Net Outlays	Outlays	Applicable Receipts	Net Outlays
Department of the Interior--Continued									
Office of Territorial Affairs.....	\$9,159	\$9,159	\$15,186	\$15,186	\$35,047	\$35,047
Office of the Solicitor and Office of the Secretary.....	8,445	8,445	9,739	9,739	5,279	5,279
Proprietary receipts from the public.....	\$518,527	-518,527	\$705,652	-705,652	\$260,892	-260,892
Intrabudgetary transactions.....	-850	-850	-4,798
Total--Department of the Interior.....	547,761	524,409	23,352	1,073,505	718,010	355,495	795,558	274,972	520,586
Department of Justice:									
General Administration.....	434	434	11,247	11,247	5,188	5,188
United States Parole Commission.....	648	648	691	691
Legal Activities.....	38,653	38,653	75,777	75,777	71,291	71,291
Federal Bureau of Investigation.....	61,856	61,856	117,958	117,958	127,125	127,125
Immigration and Naturalization Service.....	24,158	24,158	63,531	63,531	53,591	53,591
Drug Enforcement Administration.....	17,387	17,387	40,139	40,139	32,933	32,933
Federal Prison System.....	29,559	1,008	28,551	70,995	1,985	69,010	70,815	1,878	68,937
Law Enforcement Assistance Administration.....	57,788	57,788	108,289	108,289	110,652	110,652
Proprietary receipts from the public.....	767	-767	3,233	-3,233	5,053	-5,053
Total--Department of Justice.....	230,484	1,774	228,709	483,628	5,218	483,410	471,594	6,930	464,664
Department of Labor:									
Employment and Training Administration:									
Program administration.....	9,967	9,967	15,531	15,531	17,132	17,132
Employment and training assistance.....	485,246	485,246	1,086,910	1,086,910	812,286	812,286
Community service employment for older Americans..	14,407	14,407	37,104	37,104	34,170	34,170
Temporary employment assistance.....	115,005	115,005	319,854	319,854	599,524	599,524
Federal unemployment benefits and allowances.....	92,666	92,666	254,753	254,753	173,623	173,623
Grants to States for unemployment insurance and employment services.....	18,687	18,687	10,168	10,168	43,049	43,049
Advances to the unemployment trust fund and other funds.....	23,632	23,632	69,563	69,563	5,326	5,326
Other.....	2,254	2,254	719	719	-5,154	-5,154
Unemployment trust fund:									
Federal-State unemployment insurance:									
State unemployment benefits.....	697,144	697,144	1,277,617	1,277,617	1,026,324	1,026,324
Grants to States for unemployment insurance and employment services.....	121,609	121,609	256,920	256,920	210,048	210,048
Federal administrative expenses.....	2,902	2,902	6,613	6,613	6,776	6,776
Interest on refunds of taxes.....	91	91	143	143	100	100
Repayment of advances from the general fund.....
Railroad-unemployment insurance:									
Railroad unemployment benefits.....	11,312	11,312	27,006	27,006	27,371	27,371
Administrative expenses.....	1,364	1,364	1,839	1,839	3,475	3,475
Payment of interest on advances from railroad retirement account.....	59	59
Total--Unemployment trust fund.....	834,422	834,422	1,570,139	1,570,139	1,274,154	1,274,154
Total--Employment and Training Administration..	1,596,286	1,596,286	3,364,741	3,364,741	2,954,110	2,954,110
Labor-Management Services Administration.....	5,092	5,092	8,686	8,686	11,352	11,352
Employment Standards Administration:									
Salaries and expenses.....	16,466	16,466	33,064	33,064	26,019	26,019
Special benefits.....	-4,126	-4,126	-145,713	-145,713	-290,267	-290,267
Black Lung Disability Trust Fund.....	57,015	57,015	122,131	122,131	25,671	25,671
Special workers' compensation expenses.....	541	541	1,095	1,095	521	521
Occupational Safety and Health Administration.....	14,134	14,134	23,059	23,059	22,618	22,618

TABLE III--BUDGET RECEIPTS AND OUTLAYS--Continued (In thousands)

Classification of OUTLAYS--Continued	This Month			Current Fiscal Year to Date			Comparable Period Prior Fiscal Year		
	Outlays	Applicable Receipts	Net Outlays	Outlays	Applicable Receipts	Net Outlays	Outlays	Applicable Receipts	Net Outlays
Department of Labor--Continued									
Mine Safety and Health Administration	\$9,572	\$9,572	\$22,589	\$22,589	\$24,725	\$24,725
Bureau of Labor Statistics	7,371	7,371	14,407	14,407	15,985	15,985
Departmental Management	-846	-846	4,871	4,871	-4,040	-4,040
Proprietary receipts from the public	\$1,332	-1,332	\$1,943	-1,943	\$416	-416
Intrabudgetary transactions	-3,632	-3,632	-49,563	-49,563	-10,050	-10,050
Total--Department of Labor.....	1,697,872	1,332	1,696,539	3,399,366	1,943	3,397,423	2,776,642	416	2,776,226
Department of State:									
Administration of Foreign Affairs:									
Salaries and expenses	78,655	78,655	153,518	153,518	135,794	135,794
Acquisition, operation, and maintenance of buildings abroad.....	5,573	5,573	14,153	14,153	10,977	10,977
Payment to Foreign Service retirement and disability fund	43,369	43,369	38,107	38,107
Foreign Service retirement and disability fund	10,903	10,903	21,207	21,207	14,964	14,964
Other.....	2,334	2,334	3,613	3,613	1,158	1,158
Total--Administration of Foreign Affairs.....	97,465	97,465	235,861	235,861	201,000	201,000
International Organizations and Conferences	5,276	5,276	108,016	108,016	129,629	129,629
International Commissions	1,307	1,307	5,296	5,296	5,571	5,571
Migration and Refugee Assistance.....	28,649	28,649	73,764	73,764	10,036	10,036
United States Emergency Refugee and Migration Assistance Fund.....	8,207	8,207	16,710	16,710	757	757
Other.....	(*)	(*)	-5	-5	554	554
Proprietary receipts from the public	2,297	-2,297	2,206	-2,206	-4,665	4,665
Intrabudgetary transactions:									
Foreign Service retirement and disability fund:									
Receipts transferred to Civil Service retirement and disability fund.....	-184	-184	-223	-223	-249	-249
General fund contributions	-43,369	-43,369	-62,927	-62,927
Other.....	-43	-43
Total--Department of State.....	140,721	2,297	138,423	396,050	2,206	393,844	284,329	-4,665	288,994
Department of Transportation:									
Office of the Secretary.....	3,896	3,896	7,055	7,055	14,579	14,579
Coast Guard:									
Operating expenses.....	91,564	91,564	181,631	181,631	164,940	164,940
Acquisition, construction, and improvements	21,402	21,402	38,796	38,796	38,868	38,868
Retired pay.....	14,741	14,741	32,582	32,582	27,990	27,990
Other.....	2,289	426	1,862	7,540	735	6,805	4,043	732	3,310
Total--Coast Guard	129,996	426	129,569	260,548	735	259,814	235,839	732	235,107
Federal Aviation Administration:									
Operations	168,281	168,281	363,504	363,504	366,386	366,386
Other	3,236	1	3,235	7,335	2	7,333	8,148	8,148
Airport and airway trust fund:									
Grants-in-aid for airports	56,830	56,830	101,482	101,482	132,689	132,689
Facilities and equipment	15,128	15,128	31,934	31,934	35,408	35,408
Interest on refunds of taxes.....	3	3	3	3	5	5
Other.....	4,634	4,634	11,779	11,779	8,766	8,766
Total--Airport and airway trust fund.....	76,594	76,594	145,198	145,198	176,869	176,869
Total--Federal Aviation Administration	248,111	1	248,110	516,037	2	516,035	551,403	551,403

See footnotes on page 3.

TABLE III--BUDGET RECEIPTS AND OUTLAYS--Continued (In thousands)

Classification of OUTLAYS--Continued	This Month			Current Fiscal Year to Date			Comparable Period Prior Fiscal Year		
	Outlays	Applicable Receipts	Net Outlays	Outlays	Applicable Receipts	Net Outlays	Outlays	Applicable Receipts	Net Outlays
Department of Transportation--Continued									
Federal Highway Administration:									
Highway trust fund:									
Federal-aid highways	\$744,817	\$744,817	\$1,724,372	\$1,724,372	\$1,389,072	\$1,389,072
Other	17,151	17,151	23,715	23,715	10,761	10,761
Off-systems roads programs	14,479	14,479	39,184	39,184	39,723	39,723
Other programs	7,148	7,148	25,161	25,161	13,642	13,642
Total--Federal Highway Administration	783,594	783,594	1,812,432	1,812,432	1,453,198	1,453,198
National Highway Traffic Safety Administration:									
Operations and Research	9,113	9,113	17,029	17,029	16,718	16,718
Trust fund share of traffic safety programs	18,000	18,000	22,000	22,000
Other	11,306	11,306	3,342	3,342	-286	-286
Federal Railroad Administration:									
Railroad rehabilitation and improvement financing									
funds	4,090	4,090	14,390	14,390	3,987	3,987
Railroad research and development	3,900	3,900	8,751	8,751	6,465	6,465
Rail service assistance	17,661	17,661	22,788	22,788	7,833	7,833
Northeast corridor improvement program	19,708	19,708	38,032	38,032	27,737	27,737
Grants to National Railroad Passenger Corporation ..	117,334	117,334	207,932	207,932	240,000	240,000
Other	6,529	\$2,783	3,747	14,250	\$6,493	7,757	16,532	\$7,453	9,079
Total--Federal Railroad Administration	169,222	2,783	166,439	306,143	6,493	299,650	302,555	7,453	295,102
Urban Mass Transportation Administration	193,683	193,683	356,510	356,510	359,150	359,150
Other	4,701	1,038	3,663	11,575	2,129	9,447	5,158	2,599	2,559
Proprietary receipts from the public	1,796	-1,796	6,099	-6,099	8,339	-8,339
Total--Department of Transportation	1,553,622	6,044	1,547,578	3,308,671	15,457	3,293,214	2,960,314	19,123	2,941,191
Department of the Treasury:									
Office of the Secretary	3,904	3,904	9,566	9,566	5,035	3	5,031
Office of Revenue Sharing:									
General Revenue Sharing	1,300	1,300	1,715,988	1,715,988	1,706,752	1,706,752
Other	352	352	676	676	1,305	1,305
Federal Law Enforcement Training Center	770	770	2,586	2,586	4,530	4,530
Bureau of Government Financial Operations:									
Salaries and expenses	13,465	13,465	29,948	29,948	564,031	564,031
Payments to states for social service claims
Claims, judgments, and relief acts	12,193	12,193	19,832	19,832	26,324	26,324
Other	405	405	448	448	3,527	3,527
Total--Bureau of Government Financial									
Operations	26,063	26,063	50,228	50,228	593,882	593,882
Bureau of Alcohol, Tobacco and Firearms	12,248	12,248	26,538	26,538	24,385	24,385
United States Customs Service	65,679	65,679	135,696	135,696	125,684	125,684
Bureau of Engraving and Printing	946	946	2,043	2,043	1,061	1,061
Bureau of the Mint	6,983	6,983	12,027	12,027	10,590	10,590
Bureau of the Public Debt	8,850	8,850	34,961	34,961	18,840	18,840
Internal Revenue Service:									
Federal tax lien revolving fund	23	156	-133	58	205	-147	199	67	132
Salaries and expenses	12,063	12,063	26,523	26,523	19,992	19,992
Taxpayer service and returns processing	62,185	62,185	127,204	127,204	132,994	132,994
Examinations and appeals	40,501	40,501	155,924	155,924	159,490	159,490
Investigations and collections	46,120	46,120	96,312	96,312	60,171	60,171

TABLE III--BUDGET RECEIPTS AND OUTLAYS--Continued (In thousands)

Classification of OUTLAYS--Continued	This Month			Current Fiscal Year to Date			Comparable Period Prior Fiscal Year		
	Outlays	Applicable Receipts	Net Outlays	Outlays	Applicable Receipts	Net Outlays	Outlays	Applicable Receipts	Net Outlays
Department of the Treasury--Continued									
Internal Revenue Service--Continued									
Payment where credit exceeds liability for tax.....	\$2,002	\$2,002	\$4,498	\$4,498	\$3,659	\$3,659
Refunding internal revenue collections, interest.....	39,065	39,065	71,296	71,296	55,017	55,017
Internal revenue collections for Puerto Rico.....	22,864	22,864	42,145	42,145	34,814	34,814
Other.....	60	60	641	641
Total--Internal Revenue Service.....	224,882	\$156	224,726	524,601	\$205	524,396	466,337	\$67	466,270
United States Secret Service.....	11,283	11,283	26,761	26,761	25,056	25,056
Comptroller of the Currency.....	7,940	1,014	6,926	17,682	1,434	16,249	16,872	1,042	15,829
Interest on the public debt:									
Public issues (accrual basis).....	4,459,382	4,459,382	8,790,996	8,790,996	7,365,744	7,365,744
Special Issues (cash basis).....	870,604	870,604	1,192,349	1,192,349	601,880	601,880
Total--Interest on the public debt.....	5,329,986	5,329,986	9,983,345	9,983,345	7,967,624	7,967,624
Proprietary receipts from the public.....	135,660	-135,660	318,207	-318,207	167,790	-167,790
Receipts from off-budget Federal agencies.....	247,285	-247,285	638,366	-638,366	504,342	-504,342
Intrabudgetary transactions.....	-272,257	-272,257	-303,894	-303,894	-480,474	-480,474
Total--Department of the Treasury.....	5,428,929	384,115	5,044,814	12,238,805	958,212	11,280,593	10,487,479	673,244	9,814,235
Environmental Protection Agency:									
Agency and regional management.....	-6,428	-6,428	-5,550	-5,550	12,622	12,622
Research and development:									
Energy supply.....	21,521	21,521	43,097	43,097	40,943	40,943
Pollution control and abatement.....	1	1	182	182	2,102	2,102
Abatement and control.....	18,443	18,443	107,437	107,437	85,308	85,308
Enforcement.....	1,798	1,798	2,246	2,246	12,909	12,909
Construction grants.....	393,448	393,448	800,118	800,118	578,548	578,548
Other.....	23,101	23,101	25,631	25,631	1,434	1,434
Proprietary receipts from the public.....	9	-9	54	-54	115	-115
Total-Environmental Protection Agency.....	451,883	9	451,874	973,160	54	973,106	733,865	115	733,750
General Services Administration:									
Real Property Activities.....	77,046	77,046	-135,602	-135,602	-192,983	-192,983
Personal Property Activities.....	7,718	7,718	19,039	19,039	-536	-536
Records Activities.....	4,509	488	4,021	13,597	1,326	12,271	11,767	892	10,875
General activities.....	7,384	116	7,268	19,786	160	19,627	16,352	176	16,176
Other.....	-4,151	-4,151	4,640	4,640	15,029	15,029
Proprietary receipts from the public:									
Stockpile receipts.....	6,120	-6,120	12,880	-12,880	5,168	-5,168
Other.....	35,623	-35,623	22,976	-22,976	-79,181	79,181
Intrabudgetary transactions.....	8	8	-9,007	-9,007
Total--General Services Administration.....	92,506	42,347	50,159	-78,532	37,341	-115,873	-159,379	-72,946	-86,433
National Aeronautics and Space Administration:									
Research and Development.....	323,467	323,467	605,186	605,186	477,561	477,561
Construction of facilities.....	10,704	10,704	20,590	20,590	18,215	18,215
Research and program management.....	81,398	81,398	173,300	173,300	155,667	155,667
Other.....	1,274	1,274	3	3
Proprietary receipts from the public.....	448	-448	1,342	-1,342	984	-984
Total--National Aeronautics and Space Administration.....	415,569	448	415,121	800,349	1,342	799,007	651,446	984	650,462

TABLE III--BUDGET RECEIPTS AND OUTLAYS--Continued (In thousands)

Classification of OUTLAYS--Continued	This Month			Current Fiscal Year to Date			Comparable Period Prior Fiscal Year		
	Outlays	Applicable Receipts	Net Outlays	Outlays	Applicable Receipts	Net Outlays	Outlays	Applicable Receipts	Net Outlays
Veterans Administration:									
Public enterprise funds:									
Loan guaranty revolving fund.....	\$43,783	\$22,842	\$20,940	\$82,466	\$49,479	\$32,987	\$86,129	\$44,033	\$42,096
Direct loan revolving fund.....	9,660	9,618	41	16,643	20,153	-3,510	16,551	21,698	-5,147
Veterans reopened insurance fund.....	2,121	2,063	58	4,130	3,949	181	3,567	3,771	-204
Education loan fund.....	580	88	492	1,101	209	892	1,724	81	1,643
Other.....	18,832	21,016	-2,184	38,933	38,866	67	38,419	38,562	-143
Compensation and pensions.....	1,719,497	1,719,497	2,608,416	2,608,416	1,611,024	1,611,024
Readjustment benefits.....	418,436	418,436	598,613	598,613	480,324	480,324
Medical care.....	405,864	405,864	986,523	986,523	944,972	944,972
Medical and prosthetic research.....	10,574	10,574	24,374	24,374	21,275	21,275
General operating expenses.....	69,285	69,285	129,357	129,357	68,809	68,809
Construction projects.....	19,525	19,525	40,431	40,431	37,478	37,478
Insurance funds:									
National service life.....	57,223	57,223	132,326	132,326	122,061	122,061
Government life.....	3,427	3,427	10,068	10,068	11,623	11,623
Veterans special life.....	3,404	4,151	-747	7,135	8,103	-968	5,349	7,380	-2,030
Other.....	17,183	17,183	33,324	33,324	57,982	57,982
Proprietary receipts from the public:									
National service life.....	32,895	-32,895	71,560	-71,560	73,496	-73,496
Government life.....	-241	241	53	-53	654	-654
Other.....	8,435	-8,435	15,780	-15,780	7,813	-7,813
Intrabudgetary transactions.....	-345	-345	-984	-984	-412	-412
Total--Veterans Administration.....	2,799,049	100,867	2,698,181	4,712,857	208,151	4,504,706	3,506,876	197,487	3,309,389
Independent agencies:									
Action.....	17,428	31	17,397	37,311	35	37,277	36,846	-147	36,994
Arms Control and Disarmament Agency.....	1,169	1,169	1,868	1,868	1,560	1,560
Board for International Broadcasting.....	18,186	18,186	25,137	25,137	1,255	1,255
Civil Aeronautics Board.....	6,055	2	6,052	14,438	7	14,431	15,578	5	15,573
Commission on Civil Rights.....	799	799	1,564	1,564	1,261	1,261
Community Services Administration.....	72,226	12	72,214	126,044	18	126,027	118,031	14	118,017
Consumer Product Safety Commission.....	3,001	1	3,000	7,888	7,887	8,101	7	8,094
Corporation for Public Broadcasting.....	69,000	69,000	120,200	120,200
District of Columbia:									
Federal payment.....	195,366	195,366	195,366	195,366	222,575	222,575
Loans and repayable advances.....	20,000	-20,000	22,346	-22,346
Equal Employment Opportunity Commission.....	11,437	11,437	25,630	25,630	15,747	6	15,741
Export-Import Bank of the United States.....	247,116	240,423	6,693	500,757	398,474	102,283	273,850	384,998	-111,148
Federal Communications Commission.....	5,538	1	5,536	11,758	3	11,755	12,162	4	12,157
Federal Deposit Insurance Corporation.....	61,011	238,539	-177,528	98,545	292,193	-193,648	67,530	237,462	-169,933
Federal Emergency Management Agency:									
National flood insurance development fund.....	53,568	9	53,559	140,020	9	140,011	48,721	19,980	28,742
Emergency planning, preparedness, and mobilization..	4,068	4,068	4,291	4,291	11,567	11,567
Hazard mitigation and disaster assistance.....	6,039	6,039	12,541	12,541	1,333	1,333
Federal Home Loan Bank Board:									
Public enterprise funds:									
Federal Home Loan Bank Board revolving fund.....	1,557	1,382	174	3,287	3,829	-541	8,443	8,357	86
Federal Savings and Loan Insurance Corp. fund.....	-2,189	122,228	-124,417	41,357	143,884	-102,527	6,428	135,878	-129,450
Interest adjustment payments.....	8	8
Federal Trade Commission.....	4,875	(*)	4,874	11,220	4	11,217	10,788	-594	11,382
Intergovernmental Agencies:									
Washington Metropolitan Area Transit Authority.....	7,000	7,000	14,033	14,033	208	208
Other.....	523	209	314	361	417	-56	1,354	295	1,059

See footnotes on page 3.

TABLE III--BUDGET RECEIPTS AND OUTLAYS--Continued (In thousands)

Classification of OUTLAYS--Continued	This Month			Current Fiscal Year to Date			Comparable Period Prior Fiscal Year		
	Outlays	Applicable Receipts	Net Outlays	Outlays	Applicable Receipts	Net Outlays	Outlays	Applicable Receipts	Net Outlays
Independent agencies--Continued									
International Communications Agency.....	\$38,949	\$26	\$38,924	\$71,414	-\$1,057	\$72,471	\$64,650	-\$242	\$64,892
Interstate Commerce Commission.....	15,414	2	15,412	48,016	9	48,007	10,478	6,262	4,216
Legal Services Corporation.....	5,283	5,283	49,134	49,134	35,918	35,918
Merit Systems Protection Board.....	535	535	680	(*)	679
National Credit Union Administration.....	18,485	9,856	8,629	25,272	20,491	4,781	7,988	3,154	4,834
National Foundation on the Arts and Humanities:									
National Endowment for the Arts.....	15,327	1	15,326	22,533	1	22,531	15,909	1	15,908
National Endowment for the Humanities.....	14,953	14,953	27,448	27,448	19,597	19,597
National Labor Relations Board.....	9,953	10	9,943	20,860	14	20,846	17,461	24	17,437
National Science Foundation.....	71,602	34	71,569	129,998	35	129,963	128,473	93	128,379
National Transportation Safety Board.....	1,290	(*)	1,289	3,056	2	3,054	2,591	2	2,589
Nuclear Regulatory Commission.....	22,673	1	22,672	45,079	3	45,076	49,816	2	49,814
Office of Personnel Management:									
Salaries and expenses.....	20,765	20,765	33,657	33,657	21,109	21,109
Government payment for annuitants, employees health benefits.....	47,900	47,900	95,650	95,650	43,086	43,086
Payment to civil service retirement and disability fund.....	81	81	162	162	180	180
Civil service retirement and disability fund.....	1,164,116	1,164,116	2,327,630	2,327,630	1,986,741	1,986,741
Employees health benefits fund.....	264,300	265,614	-1,314	527,658	522,355	5,303	516,350	483,341	33,009
Employees life insurance fund.....	47,897	103,254	-55,357	88,560	151,268	-62,708	88,563	146,742	-58,178
Retired employees health benefits fund.....	729	738	-8	1,479	1,221	258	2,734	1,441	1,294
Other.....	-105	-105	1,230	1,230	216	216
Proprietary receipts from the public.....	14	-14	20	-20	1,306	-1,306
Intrabudgetary transactions:									
Civil service retirement and disability fund: Receipts transferred to Foreign Service retire- ment and disability fund.....	-394	-394	-1,049	-1,049	-1,888	-1,888
General fund contributions.....	-81	-81	-162	-162	-180	-180
Other.....	-1,756	-1,756	-3,264	-3,264	-2,940	-2,940
Total--Office of Personnel Management.....	1,543,452	369,620	1,173,832	3,071,551	674,864	2,396,688	2,653,971	632,829	2,021,142
Panama Canal Commission.....	25,575	27,116	-1,541	-25,660	59,313	-84,974
Postal Service (payment to the Postal Service fund).....	1,676,810	1,676,810	1,785,176	1,785,176
Railroad Retirement Board:									
Payments to Railroad Retirement Trust Fund.....	313,000	313,000
Regional rail transportation protective account.....	5,261	5,261	9,672	9,672	9,841	9,841
Railroad retirement accounts:									
Benefits payments and claims.....	378,708	378,708	756,774	756,774	685,845	685,845
Advances to the railroad retirement account from the FOASI trust fund.....	-22,817	-22,817	-45,217	-45,217	-39,307	-39,307
Advances to the railroad retirement account from the FDI trust fund.....	-3,145	-3,145	-6,185	-6,185	-1,492	-1,492
Disbursements for the payment of FOASI benefits.....	22,740	22,740	43,546	43,546	35,495	35,495
Disbursements for the payment of FDI benefits.....	3,192	3,192	6,082	6,082	5,249	5,249
Administrative expenses.....	2,658	2,658	5,600	5,600	3,849	3,849
Interest on refunds of taxes.....	2	2	2	2	5	5
Proprietary receipts from the public.....	(*)	(*)	23	-23	(*)	(*)
Intrabudgetary transactions:									
Railroad retirement account: Payment to railroad retirement trust funds.....	-313,000	-313,000
Interest transferred to federal hospital insurance trust fund.....
Interest on advances to railroad unemployment insurance account.....
Total--Railroad Retirement Board.....	386,600	(*)	386,599	770,274	23	770,250	699,486	(*)	699,485

See footnotes on page 3.

TABLE III--BUDGET RECEIPTS AND OUTLAYS--Continued (In thousands)

Classification of OUTLAYS--Continued	This Month			Current Fiscal Year to Date			Comparable Period Prior Fiscal Year		
	Outlays	Applicable Receipts	Net Outlays	Outlays	Applicable Receipts	Net Outlays	Outlays	Applicable Receipts	Net Outlays
Independent agencies--Continued									
Securities and Exchange Commission	\$7,410	(*)	\$7,410	\$13,313	\$3	\$13,310	\$12,559	\$4	\$12,354
Small Business Administration:									
Public enterprise funds:									
Business loan and investment fund.....	325,206	\$33,398	291,808	402,813	75,538	327,276	320,582	74,141	246,442
Disaster loan fund	85,681	40,558	45,123	153,097	73,197	79,900	355,521	58,533	296,989
Surety bond guarantees revolving fund.....	4,394	1,113	3,280	4,394	1,798	2,596	4,946	2,219	2,727
Other.....	945	50	895	1,764	337	1,426	540	222	319
Salaries and expenses.....	15,573	15,573	38,473	38,473	31,992	31,992
Proprietary receipts from the public.....	-1	1	4	-4	6	-6
Other.....	363	363
Total--Small Business Administration	431,799	75,118	356,682	600,903	150,873	450,030	713,581	135,120	578,461
Smithsonian Institution	9,459	12	9,446	19,983	13	19,970	20,344	10	20,333
Tennessee Valley Authority.....	421,684	213,545	208,140	971,583	972,106	-523	762,513	446,556	315,956
United States Railway Association:									
Administrative expenses.....	2,615	2,615	5,680	5,680	5,250	5,250
Purchases of Conrail Securities.....	45,000	45,000	124,700	124,700	80,300	80,300
Other independent agencies	18,169	524	17,645	40,235	2,270	37,965	26,849	3,232	23,617
Total--Independent agencies	3,821,000	1,298,704	2,522,296	9,055,278	2,737,838	6,317,439	8,096,256	2,035,659	6,060,597
Undistributed offsetting receipts:									
Federal employer contributions to retirement and social insurance funds:									
Legislative Branch:									
United States Tax Court:									
Tax court judges survivors annuity fund.....	-40	-40	-30	-30
The Judiciary:									
Judicial survivors annuity fund.....	-129	-129	-258	-258	-126	-126
Department of Health, Education, and Welfare:									
Federal old-age and survivors insurance trust fund.....	-79,000	-79,000	-155,000	-155,000	-141,000	-141,000
Federal disability insurance trust fund.....	-14,000	-14,000	-27,000	-27,000	-26,000	-26,000
Federal hospital insurance trust fund	-18,000	-18,000	-37,000	-37,000	-33,000	-33,000
Department of State:									
Foreign Service retirement and disability fund.....	-1,792	-1,792	-3,742	-3,742	-2,658	-2,658
Independent agencies:									
Office of Personnel Management:									
Civil Service retirement and disability fund.....	-226,690	-226,690	-529,476	-529,476	-251,745	-251,745
Receipts from off-budget Federal agencies:									
Independent agencies:									
Office of Personnel Management:									
Civil Service retirement and disability fund ...	-60,582	-60,582	-117,582	-117,582	-108,696	-108,696
Subtotal.....	-400,193	-400,193	-870,097	-870,097	-563,254	-563,254

See footnotes notes on page 3.

TABLE III--BUDGET RECEIPTS AND OUTLAYS--Continued (In thousands)

Classification of OUTLAYS--Continued	This Month			Current Fiscal Year to Date			Comparable Period Prior Fiscal Year		
	Outlays	Applicable Receipts	Net Outlays	Outlays	Applicable Receipts	Net Outlays	Outlays	Applicable Receipts	Net Outlays
Undistributed offsetting receipts--Continued									
Interest credited to certain Government Accounts:									
The Judiciary:									
Judicial survivors annuity fund.....	-£256		-£256	-£256		-£256	£19		£19
Department of Defense:									
Civil:									
Soldiers' and Airmen's Home permanent fund....									
Department of Health, Education, and Welfare:									
Federal old-age and survivors insurance trust fund	-95,363		-95,363	-154,264		-154,264	-138,511		-138,511
Federal disability insurance trust fund.....	-10,111		-10,111	-14,859		-14,859	-10,683		-10,683
Federal hospital insurance trust fund.....	-7,436		-7,436	-14,894		-14,894	-12,956		-12,956
Federal supplementary medical insurance trust fund	-4,090		-4,090	-8,085		-8,085	-11,145		-11,145
Department of Labor:									
Unemployment trust fund.....	-53,081		-53,081	-33,765		-33,765	-19,837		-19,837
Black Lung Disability Trust Fund.....							-28		-28
Department of State:									
Foreign Service retirement and disability fund....	-198		-198	-457		-457	-208		-208
Department of Transportation:									
Airport and airway trust fund.....	-2,200		-2,200	-3,813		-3,813	-3,953		-3,953
Highway trust fund.....	-22,455		-22,455	-46,895		-46,895	-31,775		-31,775
Veterans Administration:									
Government life insurance fund.....	-92		-92	-202		-202	-189		-189
National service life insurance fund.....	-270		-270	-1,399		-1,399	-1,631		-1,631
Independent Agencies:									
Office of Personnel Management:									
Civil Service retirement and disability fund....	-74,410		-74,410	-94,826		-94,826	-80,211		-80,211
Railroad Retirement Board:									
Railroad retirement account.....	-260,636		-260,636	-269,295		-269,295	-22,477		-22,477
Other.....	-503		-503	-2,150		-2,150	-429		-429
Subtotal.....	-531,101		-531,101	-645,159		-645,159	-334,014		-334,014
Rents and royalties on the outer continental shelf land ..		£120,985	-120,985		£258,791	-258,791		£212,064	-212,064
Total--Undistributed offsetting receipts.....	-931,294	120,985	-1,052,279	-1,515,256	258,791	-1,774,048	-897,269	212,064	-1,109,333
Total outlays.....	52,198,535	5,357,091	46,841,444	105,403,482	10,754,835	94,648,648	91,074,502	9,142,063	81,932,439
TOTAL BUDGET			(Net Totals)			(Net Totals)			(Net Totals)
Receipts.....			38,319,624			71,418,652			61,972,473
Outlays (-).....			-46,841,444			-94,648,648			-81,932,439
Budget surplus (+) or deficit (-).....			-8,521,820			-23,229,996			-19,959,966

MEMORANDUM

Receipts offset against outlays (In thousands)

	Current Fiscal Year to Date	Comparable Period Prior Fiscal Year
Proprietary receipts from the public.....	£3,100,758	£3,429,876
Receipts from off-budget Federal agencies.....	638,366	504,342
Intrabudgetary transactions.....	9,852,393	9,721,452
Total receipts offset against outlays.....	13,591,517	13,655,669

TABLE IV--MEANS OF FINANCING (In thousands)

21

Classification (Assets and Liabilities Directly Related to the Budget)	Net Transactions (-) denotes net reduction of either liability or assets accounts			Account Balances Current Fiscal Year		
	This Month	Fiscal Year to Date		Beginning of		Close of This Month
		This Year	Prior Year	This Year	This Month	
LIABILITY ACCOUNTS						
Borrowing from the public:						
Public debt securities, issued under general financial authorities:						
Obligations of the United States, issued by:						
United States Treasury	\$7,045,823	\$7,313,611	\$11,481,325	\$826,519,087	\$826,786,875	\$833,832,698
Federal Financing Bank				10	10	10
Total public debt securities	7,045,823	7,313,611	11,481,325	826,519,097	826,786,885	833,832,708
Agency securities, issued under special financing authorities (See Schedule B. For other agency borrowing, see Schedule C.)	-80,339	-99,515	-343,521	7,231,770	7,212,594	7,132,255
Total federal securities	6,965,483	7,214,096	11,137,804	833,750,867	833,999,479	840,964,963
Deduct:						
Federal securities held as investments of government accounts (See Schedule D)	1,417,625	-550,529	-582,721	189,161,534	187,193,380	188,611,005
Total borrowing from the public	5,547,858	7,764,625	11,720,525	644,589,333	646,806,100	652,353,958
Accrued interest payable to the public	-1,844,213	-1,576,147	-1,000,686	8,154,582	8,422,649	6,578,436
Deposit funds:						
Allocations of special drawing rights	70,578	-30,750	-19,882	4,174,771	4,073,443	4,144,021
Other	-710,041	-1,498,770	-110,545	4,342,031	3,553,302	2,843,261
Miscellaneous liability accounts (Includes checks outstanding etc.)	2,884,769	-387,751	-3,297,013	8,646,702	5,374,181	8,258,951
Total liability accounts	5,948,951	4,271,207	7,292,399	669,907,419	668,229,675	674,178,626
ASSET ACCOUNTS (Deduct)						
Cash and monetary assets:						
U. S. Treasury operating cash:						
Federal Reserve account	381,521	-3,898,826	-10,059,926	6,489,007	2,208,661	2,590,181
Tax and loan note accounts	-5,250,322	-14,686,428	469,915	17,686,990	8,250,884	3,000,562
Balance	-4,868,801	-18,585,253	-9,590,011	24,175,997	10,459,545	5,590,744
Special drawing rights:						
Total holdings	46,072	-20,073	-1,419,548	2,725,228	2,659,083	2,705,155
SDR certificates issued to Federal Reserve Banks				-1,800,000	-1,800,000	-1,800,000
Balance	46,072	-20,073	-1,419,548	925,228	859,083	905,155
Gold tranche drawing rights:						
U. S. subscription to International Monetary Fund:						
Direct quota payments				8,810,156	8,810,156	8,810,156
Maintenance of value adjustments	187,244	63,368	-72,846	2,120,603	1,996,728	2,183,972
Other demand liabilities issued to IMF	66,300	47,300	-2,857,000	-9,423,243	-9,442,243	-9,375,943
Receivable/Payable (-) for U. S. currency valuation adjustment	-164,788	-55,681	145,738	-208,178	-99,071	-263,859
Balance	88,756	54,988	-2,784,107	1,299,338	1,265,570	1,354,326
Loans to International Monetary Fund			-327,437			
Other cash and monetary assets	201,000	-202,268	3,553,603	5,690,273	5,287,005	5,488,005
Total cash and monetary assets	-4,532,973	-18,752,606	-10,567,501	32,090,836	17,871,202	13,338,229
Miscellaneous asset accounts	2,302,141	528,149	-1,292,342	6,110,205	4,336,213	6,638,355
Total asset accounts	-2,230,832	-18,224,457	-11,859,842	38,201,041	22,207,415	19,976,584
Excess of liabilities (+) or assets (-)	+8,179,783	+22,495,665	+19,152,241	+631,706,378	+646,022,260	+654,202,043
Transactions not applied to current year's surplus or deficit (See Schedule A for details)	342,037	734,331	807,725		392,294	734,331
Total budget financing Financing of deficit (+) or disposition of surplus (-)	+8,521,820	+23,229,996	+19,959,966	+631,706,378	+646,414,554	+654,936,374

See footnotes on page 3.

TABLE IV--SCHEDULE A--ANALYSIS OF CHANGE IN EXCESS OF LIABILITIES (In thousands)

Classification	This Month	Federal Financing Bank	
		This Year	Prior Year
Excess of liabilities beginning of period: Based on composition of unified budget in preceding period..	\$646,022,260	\$631,706,378	\$595,528,323
Adjustments during current fiscal year for changes in composition of unified budget:
Excess of liabilities beginning of period (current basis).....	646,022,260	631,706,378	595,528,323
Budget surplus (-) or deficit: Based on composition of unified budget in prior fiscal year.	7,846,809	22,303,249	19,852,827
Changes in composition of unified budget			
Profit on sale of gold reclassified from budgetary to off-budget account	675,011	926,747	107,139
Budget surplus (-) or deficit (Table III)	8,521,820	23,229,996	19,959,966
Transactions not applied to current year's surplus or deficit:			
Seigniorage	-63,091	-156,894	-78,640
Increment on gold
Profit on sale of gold	-675,011	-926,747	-107,139
Net gain (-)/loss for U. S. currency valuation adjustment...	-22,456	-7,688	-72,893
Net gain (-)/loss for IMF loan valuation adjustment	-40,574
Off-budget Federal Agencies:			
Federal Financing Bank	537,507	2,073,954	1,271,669
Pension Benefit Guaranty Fund.....	-2,492	106	2,208
Postal Service.....	-160,767	-1,812,994	-1,857,586
Rural electrification and telephone revolving fund	43,517	87,034	62,761
Rural Telephone Bank.....	755	8,898	12,469
Total--transactions not applied to current year's surplus or deficit.....	-342,037	-734,331	-807,725
Excess of liabilities close of period	654,202,043	654,202,043	614,680,565

See footnotes on page 3.

TABLE IV--SCHEDULE B--AGENCY SECURITIES, ISSUED UNDER SPECIAL FINANCING AUTHORITIES (In thousands)

Classification	Net Transactions (-) denotes net reduction of liability accounts			Account Balances Current Fiscal Year		
	This Month	Fiscal Year to Date		Beginning of		Close of This Month
		This Year	Prior Year	This Year	This Month	
Agency securities, issued under special financing authorities:						
Obligations of the United States, issued by:						
Export-Import Bank	-\$68,357	-\$74,132	-\$316,119	\$933,456	\$927,682	\$859,325
Obligations guaranteed by the United States, issued by:						
Department of Defense:						
Family Housing Mortgages	-9,460	-19,046	-20,936	766,706	757,120	747,660
Department of Housing and Urban Development:						
Federal Housing Administration	-2,486	-6,300	-6,431	551,184	547,369	544,884
Department of Transportation:						
Coast Guard:						
Family Housing Mortgages	-37	-37	-35	1,423	1,423	1,387
Obligations not guaranteed by the United States, issued by:						
Department of Housing and Urban Development:						
Government National Mortgage Association.....	3,004,000	3,004,000	3,004,000
Independent Agencies:						
Postal Service.....	250,000	250,000	250,000
Tennessee Valley Authority.....	1,725,000	1,725,000	1,725,000
Total agency securities	-80,339	-99,515	-343,521	7,231,770	7,212,594	7,132,255

ISSUE OF PUBLIC DEBT SECURITIES (In thousands)

Classification	Transactions			Account Balances Current Fiscal Year		
	This Month	Fiscal Year to Date		Beginning of		Close of This Month
		This Year	Comparable Prior Year	This Year	This Month	
Borrowing from the Treasury:						
Commodity Credit Corporation.....	\$705,339	\$1,053,231	\$303,658	\$13,926,516	\$14,274,408	\$14,979,747
D. C. Commissioners: Stadium sinking fund, Armory Board, D. C.....			-1,663	832	832	832
Export-Import Bank of United States.....	75,100	176,400	197,400	50,000	151,300	226,400
Federal Financing Bank.....	698,797	2,070,289	1,567,624	64,211,034	65,582,526	66,281,323
Federal Housing Administration:						
General insurance.....				2,156,655	2,156,655	2,156,655
Special risk insurance.....				1,812,166	1,812,166	1,812,166
General Services Administration:						
Pennsylvania Avenue Development Corporation.....			-4,692	33,938	33,938	33,938
Government National Mortgage Association:						
Emergency home purchase assistance fund.....	147,410	289,970	52,320	1,351,400	1,493,960	1,641,370
Management and liquidating functions.....				14,000	14,000	14,000
Special assistance functions.....		-11,500	-70,420	4,221,417	4,209,917	4,209,917
International Communication Agency:						
Rural Electrification Administration.....				22,114	22,114	22,114
Rural Telephone Bank.....	43,905	121,374	115,903	7,864,742	7,942,211	7,986,116
Saint Lawrence Seaway Development Corporation.....				394,868	394,868	394,868
Secretary of Agriculture, Farmers Home Administration:						
Rural housing insurance fund.....				1,005,718	1,005,718	1,005,718
Agricultural credit insurance fund.....				1,850,000	1,850,000	1,850,000
Rural development insurance fund.....	10,000	10,000		515,000	515,000	525,000
Secretary of Energy:						
Bonneville Power Administration.....				410,000	410,000	410,000
Secretary of Housing and Urban Development Department:						
College housing loans.....				2,687,325	2,687,325	2,687,325
Housing for the Elderly and Handicapped.....	60,000	110,000	70,000	520,170	570,170	630,170
Low-Rent Public Housing.....	700,000	850,000			150,000	850,000
National flood insurance fund.....	110,000	120,001	16,810	445,555	455,556	565,556
New communities guaranty:						
Title IV.....	3,225	3,225		3,762	3,762	6,987
Title VII.....		11,896	4,108	240,849	252,745	252,745
Urban renewal fund.....	-50,000	-50,000		300,000	300,000	250,000
Secretary of the Interior:						
Bureau of Mines, helium fund.....				251,650	251,650	251,650
Secretary of Transportation:						
Rail Service Assistance.....				100	100	100
Regional Rail Reorganization.....				2,704	2,704	2,704
Smithsonian Institution:						
John F. Kennedy Center parking facilities.....				20,400	20,400	20,400
Tennessee Valley Authority.....				150,000	150,000	150,000
Veterans Administration:						
Veterans direct loan program.....				1,730,078	1,730,078	1,730,078
Total Borrowing from the Treasury.....	2,503,776	4,754,886	2,429,546	106,305,969	108,357,079	111,060,855
Borrowing from the Federal Financing Bank:						
Export-Import Bank of the United States.....				7,952,887	7,952,887	7,952,887
Postal Service.....				1,587,000	1,587,000	1,587,000
Tennessee Valley Authority.....	155,000	-25,000	280,000	7,125,000	6,945,000	7,100,000
Total Borrowing from the Federal Financing Bank.....	155,000	-25,000	280,000	16,664,887	16,484,887	16,639,887
Total Agency Borrowing financed through issues of Public Debt Securities.....	2,658,776	4,729,886	2,529,546	122,970,856	125,041,966	127,700,742

Note: Includes only amounts loaned to Federal Agencies in lieu of Agency Debt issuance and excludes Federal Financing Bank purchase of loans made or guaranteed by Federal Agencies. The Federal Financing Bank borrows from Treasury and issues its own securities and in turn may loan these funds to Agencies in lieu of Agencies borrowing directly through Treasury or issuing their own securities.

**TABLE IV--SCHEDULE D--INVESTMENTS OF GOVERNMENT ACCOUNTS
IN FEDERAL SECURITIES (In thousands)**

Classification	Net Purchases or Sales (-)			Securities Held as Investments Current Fiscal Year		
	This Month	Fiscal Year to Date		Beginning of		Close of This Month
		This Year	Prior Year	This Year	This Month	
Federal Funds:						
Department of Agriculture:						
Agency securities.....			-\$6,000	\$17,215	\$17,215	\$17,215
Department of Commerce.....	\$5,600	\$8,220	6,415	104,021	106,641	112,241
Department of Housing and Urban Development:						
Federal Housing Administration:						
Federal housing administration fund:						
Public debt securities.....	27,391	-44,674	-9,687	1,992,302	1,920,237	1,947,628
Agency securities.....	-1,119	-1,136	-1	187,263	187,245	186,126
Government National Mortgage Association:						
Emergency mortgage purchase assistance:						
Agency securities.....		2,037		4,570	6,607	6,607
Special assistance function fund:						
Agency securities.....	-625	-1,517	-1,187	96,613	95,721	95,096
Management and liquidating functions fund:						
Agency securities.....	-261	-548	-448	28,592	28,306	28,044
Guarantees of Mortgage-Backed Securities:						
Public debt securities.....	10,153	15,359	8,239	121,889	127,095	137,248
Agency securities.....	447	447	-623	38,208	38,208	38,655
Participation sales fund:						
Public debt securities.....	41,159	40,047	57,292	1,379,173	1,378,061	1,419,220
Agency securities.....				12,380	12,380	12,380
Housing Management:						
Community disposal operations fund:						
Agency securities.....				388	388	388
Federal Insurance Administration:						
National insurance development fund.....				62,037	62,037	62,037
Department of Transportation.....	10	605		18,800	19,395	19,405
Department of the Treasury.....	-22,247	208,860	454,564	4,266,116	4,497,224	4,474,976
Veterans Administration:						
Veterans reopened insurance fund.....	-77	-326	100	437,950	437,701	437,624
Independent Agencies:						
Emergency Loan Guarantee Board.....						
Export-Import Bank of the United States.....			-7,700			
Federal Savings and Loan Insurance Corporation:						
Public debt securities.....	124,381	102,491	129,450	5,482,967	5,461,077	5,585,458
Agency securities.....				78,215	78,215	78,215
National Credit Union Administration.....	-448	395	-2,170	128,284	129,127	128,679
Other.....	7,090	9,590	10,105	444,130	446,630	453,720
Total public debt securities.....	193,012	340,568	646,608	14,437,669	14,585,224	14,778,237
Total agency securities.....	-1,559	-718	-8,260	463,443	464,284	462,725
Total Federal funds.....	191,453	339,850	638,348	14,901,112	15,049,508	15,240,961
Trust Funds:						
Legislative Branch:						
United States Tax Court.....		40	45	716	756	756
Library of Congress.....		105	80	1,595	1,700	1,700
The Judiciary:						
Judicial Survivors Annuity Fund.....	197	397	1,892	51,145	51,345	51,542
Department of Agriculture.....			55	150	150	150
Department of Commerce.....				35	35	35
Department of Defense.....		3	49	3,224	3,227	3,227
Department of Health, Education, and Welfare:						
Federal old-age and survivors insurance trust fund:						
Public debt securities.....	1,557,824	-773,028	-2,227,128	26,773,347	24,442,495	26,000,319
Agency securities.....				555,000	555,000	555,000
Federal disability insurance trust fund.....	-86,431	-249,368	-464,304	5,582,621	5,419,684	5,333,253
Federal hospital insurance trust fund:						
Public debt securities.....	-267,365	-501,987	-840,795	13,113,539	12,878,917	12,611,552
Agency securities.....				50,000	50,000	50,000
Federal supplementary medical insurance trust fund.....	-104,772	-145,626	-35,345	4,974,022	4,933,168	4,828,396
Other.....		400		2,620	3,020	3,020

TABLE IV--SCHEDULE D--INVESTMENTS OF GOVERNMENT ACCOUNTS
IN FEDERAL SECURITIES (In thousands)--Continued

Classification	Net Purchases or Sales (-)			Securities Held as Investments Current Fiscal Year		
	This Month	Fiscal Year to Date		Beginning of		Close of This Month
		This Year	Prior Year	This Year	This Month	
Trust Funds--Continued						
Department of the Interior	\$4,805	\$36,890	\$4,840	\$11,601	\$43,686	\$48,491
Department of Labor:						
Unemployment trust fund	232,673	271,528	972,853	13,793,113	13,831,968	14,064,641
Other			9,720	4,106	4,106	4,106
Department of State:						
Foreign service retirement and disability fund	-6,726	27,805	55,454	492,628	527,159	520,433
Other			-225	1,140	1,140	1,140
Department of Transportation:						
Airport and airway trust fund	95,136	160,043	98,348	4,377,426	4,442,333	4,537,469
Highway trust fund	-99,972	-515,032	-70,104	12,468,657	12,053,597	11,953,625
Other				20	20	20
Department of the Treasury	-7,300	-17,800	-16,045	64,825	54,325	47,025
General Services Administration			502	4,510	4,510	4,510
Veterans Administration:						
Government life insurance fund	-3,906	-9,794	-10,806	462,557	456,669	452,763
National servicé life insurance fund:						
Public debt securities	-19,592	-60,017	-40,284	7,824,952	7,784,527	7,764,935
Agency securities				135,000	135,000	135,000
Veterans special life insurance fund	652	902	1,650	621,135	621,385	622,037
General Post Fund National Homes				2,365	2,365	2,365
Independent Agencies:						
Office of Personnel Management:						
Civil service retirement and disability fund:						
Public debt securities	-522,446	-991,292	-794,464	63,734,226	63,265,380	62,742,934
Agency securities				275,000	275,000	275,000
Employees health benefits fund	1,742	31,146	-32,454	590,095	619,499	621,241
Employees life insurance fund	55,298	73,268	58,540	3,315,132	3,333,102	3,388,400
Retired employees health benefits fund	-250	-550	-1,700	3,079	2,779	2,529
Federal Deposit Insurance Corporation	178,907	195,068	172,351	9,252,006	9,268,167	9,447,074
Japan-United States Friendship Commission				18,655	18,655	18,655
Harry S. Truman Memorial Scholarship Trust Fund	750	820	845	34,854	34,924	35,674
Railroad Retirement Board	275,038	-91,900	50,040	3,054,496	2,687,558	2,962,596
Total public debt securities	1,284,262	-2,557,979	-3,106,389	170,634,591	166,792,350	168,076,612
Total agency securities				1,015,000	1,015,000	1,015,000
Total trust funds	1,284,262	-2,557,979	-3,106,389	171,649,591	167,807,350	169,091,612
Off-budget Federal agencies:						
Federal Financing Bank	6,410	23,650	17,645	226,300	243,540	249,950
Pension Benefit Guaranty Corporation	2,200	150	-2,125	141,925	139,875	142,075
Postal Service	-66,600	1,643,900	1,869,800	2,238,716	3,949,216	3,882,616
Rural electrification and telephone revolving fund	-100	-100		3,891	3,891	3,791
Total public debt securities	-58,090	1,667,600	1,885,320	2,610,832	4,336,522	4,278,432
Total Off-budget Federal agencies	-58,090	1,667,600	1,885,320	2,610,832	4,336,522	4,278,432
Grand Total	1,417,625	-550,529	-582,721	189,161,534	187,193,380	188,611,005

Note: Investments are in Public Debt Securities unless otherwise noted.

TABLE V--COMPARATIVE STATEMENT OF BUDGET RECEIPTS AND OUTLAYS
BY MONTHS OF CURRENT FISCAL YEAR (In millions)

Classification	Oct.	Nov.	Dec.	Jan.	Feb.	March	April	May	June	July	Aug.	Sept.	Fiscal Year To Date	Com-parable Period Prior F. Y.
NET RECEIPTS														
Individual income taxes.....	\$18,682	\$18,972											\$37,655	\$32,531
Corporation income taxes.....	1,476	1,160											2,636	2,732
Social insurance taxes and contributions:														
Employment taxes and contributions.....	8,013	12,259											20,272	16,357
Unemployment insurance	840	1,650											2,491	2,384
Contributions for other insurance and retirement...	530	524											1,054	987
Excise taxes	1,547	1,653											3,200	3,347
Estate and gift taxes	526	518											1,044	937
Customs duties.....	646	605											1,251	1,267
Miscellaneous receipts.....	838	977											1,815	1,431
Total--receipts this year.....	33,099	38,320											71,419
Total--receipts prior year....	28,745	33,227											61,972
NET OUTLAYS														
Legislative Branch.....	89	97											186	182
The Judiciary	56	37											93	50
Executive Office of the President.....	7	6											13	12
Funds Appropriated to the President:														
International security assistance	706	862											1,568	-347
International development assistance	97	93											190	210
Other.....	75	-107											-32	240
Department of Agriculture:														
Foreign assistance, special export programs and Commodity Credit Corporation.....	404	727											1,131	2,119
Other.....	1,307	1,143											2,451	2,231
Department of Commerce.....	346	265											610	963
Department of Defense:														
Military:														
Department of the Army...	2,591	2,655											5,246	4,496
Department of the Navy...	3,111	3,191											6,302	6,256
Department of Air Force ..	2,859	3,181											6,041	5,035
Defense agencies	1,619	1,536											3,154	2,590
Total Military.....	10,180	10,563											20,744	18,376
Civil	348	300											648	512
Department of Energy.....	496	791											1,287	1,161
Department of Health, Education, and Welfare:														
Human Development Services.....	522	494											1,016	949
Health Care Financing Administration:														
Grants to States for Medicaid.....	1,211	1,077											2,288	1,989
Federal Hospital Ins. Trust Fund	1,875	1,836											3,711	3,203
Federal Supp. Med. Ins. Trust Fund.....	878	829											1,707	1,454
Other.....	428	567											995	1,038
Social Security Adm.:														
Assis. Pmts. Program....	585	564											1,149	1,159
Federal Old-Age and Survivors Insurance Trust Fund.....	8,085	8,082											16,167	14,113
Federal Disability Ins. Trust Fund.....	1,200	1,226											2,427	2,278
Other.....	651	1,002											1,653	721
Other.....	954	1,088											2,041	1,710

TABLE V--COMPARATIVE STATEMENT OF BUDGET RECEIPTS AND OUTLAYS

BY MONTHS OF CURRENT FISCAL YEAR (In millions)--Continued

Classification	Oct.	Nov.	Dec.	Jan.	Feb.	March	April	May	June	July	Aug.	Sept.	Fiscal Year To Date	Comparable Period Prior F. Y.
OUTLAYS--Continued														
Department of Housing and Urban Development.....	\$1,163	\$1,535											\$2,698	\$1,246
Department of the Interior.....	332	23											355	521
Department of Justice.....	255	229											483	465
Department of Labor:														
Unemployment trust fund.....	736	834											1,570	1,274
Other.....	965	862											1,827	1,502
Department of State.....	255	138											394	289
Department of Transportation:														
Highway trust fund.....	986	762											1,748	1,400
Other.....	760	786											1,545	1,541
Department of the Treasury:														
Interest on the public debt.....	4,653	5,330											9,983	7,968
General revenue sharing.....	1,715	1											1,716	1,707
Other.....	-132	-286											-419	140
Environmental Protection Agency.....	521	452											973	734
General Services Administration.....	-166	50											-116	-86
National Aeronautics and Space Administration.....	384	415											799	650
Veterans Administration:														
Compensation and pensions.....	889	1,719											2,608	1,611
National service life.....	36	24											61	49
Government service life.....	6	4											10	11
Other.....	875	951											1,826	1,639
Independent agencies:														
Office of Personnel Management.....	1,223	1,174											2,397	2,021
Postal Service.....	1,677											1,677	1,785
Small Business Administration.....	83	357											450	578
Tennessee Valley Authority.....	-209	208											-1	316
Other ind. agencies.....	1,011	784											1,794	1,360
Undistributed offsetting receipts:														
Federal employer contributions to retirement fund.....	-470	-400											-870	-563
Interest credited to certain accounts.....	-114	-531											-645	-334
Rents and Royalties on Outer Continental Shelf Lands.....	-138	-121											-259	-212
Total outlays--this year.....	47,807	46,841											94,649
Total outlays--prior year.....	42,745	39,188											81,932
Surplus (+) or deficit (-) this year.....	-14,708	-8,522											-23,230
Surplus (+) or deficit (-) prior year.....	-13,999	-5,961											-19,960


TABLE VI--TRUST FUND IMPACT ON BUDGET RESULTS AND INVESTMENT HOLDINGS (In millions)

Classification	Current Month			Fiscal Year to Date			Securities held as Investments Current Fiscal Year		
	Receipts	Outlays	Excess	Receipts	Outlays	Excess	Beginning of		Close of This Month
							This Year	This Month	
Trust receipts, outlays, and investments held:									
Airport and airway.....	\$163	\$74	\$88	\$292	\$141	\$150	\$4,377	\$4,442	\$4,537
Black lung disability trust fund.....	44	54	-10	62	73	-11	4	4	4
Federal Deposit Insurance Corp.....	-178	178	-194	194	9,252	9,268	9,447
Federal disability insurance.....	1,103	1,202	-99	2,098	2,385	-287	5,583	5,420	5,333
Federal employees life and health benefits.....	-57	57	-57	57	3,908	3,955	4,012
Federal employees retirement.....	288	809	-520	572	1,554	-982	64,502	64,068	63,538
Federal hospital insurance.....	1,548	1,810	-262	2,942	3,659	-717	13,164	12,929	12,662
Federal old-age and survivors insurance.....	9,247	7,908	1,339	14,816	15,858	-1,042	27,328	24,997	26,555
Federal supplementary medical insurance.....	236	269	-33	482	712	-230	4,974	4,933	4,828
General Revenue Sharing.....	6,855	1	6,854	6,855	1,716	5,139
Highway.....	607	721	-114	1,186	1,694	-508	12,469	12,054	11,954
Military assistance advances.....	485	-485	1,079	-1,079
Railroad retirement.....	360	120	239	415	491	-76	3,054	2,688	2,963
Unemployment.....	1,651	781	869	2,491	1,536	954	13,793	13,832	14,065
Veterans life insurance.....	37	-37	68	-68	9,044	8,998	8,975
All other trust.....	3	-43	45	10	-49	59	199	220	218
Trust fund receipts and outlays on the basis of Table III and investments held from Table IV-D.....	22,105	13,996	8,108	32,222	30,668	1,553	171,650	167,807	169,092
Interfund receipts offset against trust fund outlays.....	1,505	1,505	-0-	2,627	2,627	-0-			
Total trust fund receipts and outlays.....	23,610	15,502	8,108	34,849	33,296	1,553			
Federal fund receipts and outlays on the basis of Table III.....	23,070	39,699	-16,630	46,052	70,835	-24,783			
Interfund receipts offset against Federal fund outlays.....	5	5	-0-	12	12	-0-			
Total Federal fund receipts and outlays.....	23,075	39,705	-16,630	46,064	70,847	-24,783			
Total interfund receipts and outlays.....	-8,365	-8,365	-0-	-9,494	-9,494	-0-			
Net budget receipts and outlays.....	38,320	46,841	-8,522	71,419	94,649	-23,230			

Note: Interfund receipts and outlays are transactions between Federal funds and trust funds, such as, Federal payments and contributions, Federal employer contributions, and interest and profits on investments in Federal securities. They have no net effect on overall budget receipts and outlays since the receipt side of such transactions is offset against budget outlays. In this table, interfund receipts are shown as an adjustment to arrive at total receipts and outlays of trust funds and Federal funds respectively. Included in total interfund receipts and outlays are \$6,855 million in Federal funds transferred to trust funds for general revenue sharing.

Classification	Budget Receipts and Outlays		
	This Month	Fiscal Year To Date	Comparable Period Prior Fiscal Year
NET RECEIPTS			
Individual income taxes.....	\$18,972,215	\$37,654,669	\$32,530,848
Corporation income taxes.....	1,160,335	2,636,034	2,732,053
Social insurance taxes and contributions:			
Employment taxes and contributions.....	12,258,941	20,271,768	16,357,429
Unemployment insurance.....	1,650,276	2,490,641	2,383,904
Contributions for other insurance and retirement.....	523,923	1,054,232	987,219
Excise taxes.....	1,653,015	3,200,327	3,346,555
Estate and gift taxes.....	518,405	1,044,347	936,818
Customs.....	605,401	1,251,330	1,266,884
Miscellaneous receipts.....	977,113	1,815,304	1,430,763
Total.....	38,319,624	71,418,652	61,972,473
NET OUTLAYS			
National defense.....	10,734,032	21,181,616	18,436,538
International affairs.....	1,189,538	2,452,903	277,716
General science, space, and technology.....	514,920	966,182	779,089
Energy.....	642,720	694,313	1,599,823
Natural resources and environment.....	538,261	1,971,084	1,780,492
Agriculture.....	768,538	1,170,173	2,320,730
Commerce and housing credit.....	221,775	2,299,860	2,161,044
Transportation.....	1,669,561	3,592,468	3,109,095
Community and regional development.....	973,479	1,603,470	1,840,386
Education, training, employment and social services.....	2,330,255	4,660,309	4,388,090
Health.....	4,449,373	9,111,242	7,968,512
Income security.....	15,370,187	29,846,781	24,200,781
Veterans benefits and services.....	2,701,174	4,509,850	3,314,066
Administration of justice.....	350,357	809,907	719,732
General government.....	342,271	551,751	1,087,733
General purpose fiscal assistance.....	378,044	2,200,040	2,178,546
Interest.....	4,719,237	8,800,746	6,879,398
Undistributed offsetting receipts.....	-1,052,279	-1,774,048	-1,109,333
Total.....	46,841,444	94,648,648	81,932,439

For sale by the Superintendent of Documents, U.S. Government Printing Office, Washington, D. C. 20402
Subscription price \$62.20 per year (domestic), \$15.55 per year additional (foreign mailing), includes all issues of Daily Treasury Statements, the Monthly Statement of the Public Debt of the United States and the Monthly Treasury Statement of Receipts and Outlays of the U. S. Government. No single copies are sold





00290

C. 4

Monthly Treasury Statement of Receipts and Outlays of the United States Government

for period from October 1, 1979 through December 31, 1979

TABLE I--TOTALS OF BUDGET RESULTS AND FINANCING (In millions)

Period	Budget Receipts and Outlays			Means of Financing			Total Budget Financing
	Net Receipts	Net Outlays	Budget Surplus (+) or Deficit (-)	By Borrowing from the Public	By Reduction of Cash and Monetary Assets Increase (-)	By Other Means	
Current month (December 1979).....	\$42,617	\$44,010	-\$1,393	\$11,207	-\$10,378	\$565	\$1,393
Actual 1980 (three months)	114,036	138,659	-24,623	18,971	8,375	-2,723	24,623
Comparative data:							
Actual 1979 (three months)	99,450	123,442	-23,992	15,253	8,245	494	23,992
Actual 1979 (full year)	465,940	493,221	-27,281	33,641	-408	-5,951	27,281
Estimated 1980 ²							

TABLE II--SUMMARY OF BUDGET RECEIPTS AND OUTLAYS (In millions)

Classification	Actual This Month	Actual This Fiscal Year to Date	Actual Comparable Prior Period	Budget Estimates Full Fiscal Year ²
NET RECEIPTS				
Individual income taxes.....	\$20,192	\$57,846	\$48,596	
Corporation income taxes	10,206	12,842	13,118	
Social insurance taxes and contributions:				
Employment taxes and contributions	7,963	28,235	23,416	
Unemployment insurance	204	2,695	2,558	
Contributions for other insurance and retirement	507	1,561	1,470	
Excise taxes	1,658	4,858	4,944	
Estate and gift taxes	425	1,470	1,323	
Customs duties.....	595	1,846	1,861	
Miscellaneous receipts.....	866	2,682	2,163	
Total.....	42,617	114,036	99,450	
NET OUTLAYS				
Legislative Branch.....	105	291	268	
The Judiciary	38	131	80	
Executive Office of the President.....	9	22	16	
Funds Appropriated to the President:				
International security assistance	442	2,010	-374	
International development assistance.....	44	234	491	
Other.....	-24	-56	259	
Department of Agriculture.....	2,870	6,451	7,209	
Department of Commerce.....	268	878	1,381	
Department of Defense - Military.....	10,343	31,087	27,756	
Department of Defense - Civil.....	278	926	756	
Department of Energy.....	793	2,080	1,831	
Department of Health, Education, and Welfare.....	16,499	49,653	43,632	
Department of Housing and Urban Development.....	367	3,065	2,080	
Department of the Interior.....	644	999	794	
Department of Justice.....	190	674	641	
Department of Labor.....	2,069	5,466	4,413	
Department of State.....	139	533	319	
Department of Transportation.....	1,707	5,001	4,133	
Department of the Treasury:				
General revenue sharing.....		1,716	1,707	
Interest on the public debt.....	9,804	19,787	16,105	
Other.....	-1,045	-1,464	-401	
Environmental Protection Agency.....	483	1,456	1,100	
General Services Administration.....	78	-37	30	
National Aeronautics and Space Administration.....	328	1,127	984	
Veterans Administration.....	1,776	6,281	5,958	
Other independent agencies.....	2,683	9,001	8,254	
Allowances, undistributed.....				
Undistributed offsetting receipts:				
Federal employer contributions to retirement funds	-388	-1,258	-1,071	
Interest on certain Government accounts	-4,916	-5,561	-4,553	
Rents and royalties on the Outer Continental Shelf lands.....	-1,574	-1,833	-355	
Total.....	44,010	138,659	123,442	
Surplus (+) or deficit (-).....	-1,393	-24,623	-23,992	

See footnotes on page 3.

Source: Bureau of Government Financial Operations, Department of the Treasury.

TABLE III--BUDGET RECEIPTS AND OUTLAYS--Continued (In thousands)

Classification of Receipts	This Month			Current Fiscal Year to Date			Comparable Period Prior Fiscal Year		
	Gross Receipts	Refunds (Deduct)	Net Receipts	Gross Receipts	Refunds (Deduct)	Net Receipts	Gross Receipts	Refunds (Deduct)	Net Receipts
Individual income taxes:									
Withheld	\$19,402,372			\$55,904,288			\$46,753,630		
Presidential Election Campaign Fund.....	35			242			234		
Other	952,314			2,724,651			2,467,534		
Total--Individual income taxes	20,354,720	\$163,197	\$20,191,523	58,629,181	\$782,990	\$57,846,192	49,221,398	\$624,910	\$48,596,488
Corporation income taxes	10,666,747	460,473	10,206,274	14,894,154	2,051,846	12,842,308	14,745,293	1,627,013	13,118,280
Social insurance taxes and contributions:									
Employment taxes and contributions:									
Federal old-age and survivors ins. trust fund:									
Federal Insurance Contributions Act taxes	5,462,000		5,462,000	17,369,000		17,369,000	14,271,000		14,271,000
Self-Employment Contributions Act taxes.....	644,352		644,352	2,264,523		2,264,523	1,819,981		1,819,981
Deposits by States									
Total--FOASI trust fund.....	4,817,648		4,817,648	19,633,523		19,633,523	16,090,981		16,090,981
Federal disability insurance trust fund:									
Federal Insurance Contributions Act taxes	946,000		946,000	3,006,000		3,006,000	2,587,000		2,587,000
Self-Employment Contributions Act taxes.....	275,526		275,526	313,934		313,934	369,435		369,435
Deposits by States									
Total--FDI trust fund	1,221,526		1,221,526	3,319,934		3,319,934	2,956,435		2,956,435
Federal hospital insurance trust fund:									
Federal Insurance Contributions Act taxes	1,325,000		1,325,000	4,211,000		4,211,000	3,339,000		3,339,000
Self-Employment Contributions Act taxes									
Receipts from railroad retirement account									
Deposits by States	385,737		385,737	439,507		439,507	476,082		476,082
Premiums collected for uninsured individuals	1,336		1,336	3,594		3,594	3,870		3,870
Total--FHI trust fund	1,712,073		1,712,073	4,654,101		4,654,101	3,818,952		3,818,952
Railroad retirement accounts:									
Railroad Retirement Act taxes	212,218	30	212,187	627,669	24	627,646	550,089	27	550,062
Total--Employment taxes and contributions	7,963,465	30	7,963,434	28,235,226	24	28,235,203	23,416,457	27	23,416,431
Unemployment insurance:									
Unemployment trust fund:									
State taxes deposited in Treasury	102,951		102,951	2,168,297		2,168,297	2,063,120		2,063,120
Federal Unemployment Tax Act taxes.....	60,000	1,271	58,729	482,000	4,647	477,353	445,000	5,039	439,961
Railroad Unemployment Ins. Act Contributions	42,642		42,642	49,313		49,313	55,292		55,292
Total--Unemployment trust fund	205,593	1,271	204,322	2,699,610	4,647	2,694,963	2,563,411	5,039	2,558,372
Contributions for other insurance and retirement:									
Federal supplementary medical ins. trust fund:									
Premiums collected for the aged	207,715		207,715	642,222		642,222	563,401		563,401
Premiums collected for the disabled.....	20,965		20,965	68,718		68,718	64,262		64,262
Total--FSMI trust fund.....	228,679		228,679	710,940		710,940	627,663		627,663
Federal employees retirement contributions:									
Civil service retirement and disability fund	275,073		275,073	835,170		835,170	822,899		822,899
Foreign service retirement and disability fund.....	1,712		1,712	5,712		5,712	4,172		4,172
Other.....	268		268	543		543	263		263
Total--Federal employees retirement contributions.....	277,053		277,053	841,425		841,425	827,335		827,335

See footnotes on page 3.

TABLE III--BUDGET RECEIPTS AND OUTLAYS--Continued (In thousands)

Classification of Receipts--Continued	This Month			Current Fiscal Year to Date			Comparable Period Prior Fiscal Year		
	Gross Receipts	Refunds (Deduct)	Net Receipts	Gross Receipts	Refunds (Deduct)	Net Receipts	Gross Receipts	Refunds (Deduct)	Net Receipts
Social insurance taxes and contributions--Continued									
Contributions for other insurance and retirement--Continued									
Other retirement contributions:									
Civil service retirement and disability fund.....	\$1,341	\$1,341	\$8,941	\$8,941	\$14,789	\$14,789
Total--Contributions for other insurance and retirement	507,074	507,074	1,561,307	1,561,307	1,469,786	1,469,786
Total--Social insurance taxes and contributions.....	8,676,132	\$1,302	8,674,830	32,496,143	\$4,671	32,491,472	27,449,655	\$5,066	27,444,589
Excise taxes:									
Miscellaneous excise taxes	932,911	15,732	917,180	2,619,566	42,023	2,577,544	2,650,234	39,590	2,610,644
Airport and airway trust fund	151,215	151,215	443,493	544	442,948	388,458	444	388,014
Highway trust fund	566,997	566,997	1,754,708	1,537	1,753,171	1,888,974	-1,247	1,890,222
Black lung disability trust fund.....	22,600	22,600	84,655	84,655	54,984	54,984
Total--Excise taxes.....	1,673,723	15,732	1,657,991	4,902,422	44,104	4,858,318	4,982,650	38,787	4,943,863
Estate and gift taxes	434,656	9,172	425,484	1,496,516	26,684	1,469,831	1,351,101	28,260	1,322,841
Customs duties.....	612,896	18,287	594,608	1,909,504	63,566	1,845,938	1,902,663	41,484	1,861,179
Miscellaneous receipts:									
Deposits of earnings by Federal Reserve Banks.....	781,191	781,191	2,413,834	2,413,834	1,955,909	1,955,909
All other.....	86,431	1,404	85,027	269,376	1,474	267,902	206,839	73	206,766
Total--Miscellaneous receipts	867,622	1,404	866,219	2,683,210	1,474	2,681,736	2,162,747	73	2,162,674
Total--Budget receipts.....	43,286,497	669,567	42,616,930	117,011,130	2,975,334	114,035,795	101,815,507	2,365,592	99,449,915

Note: Throughout this statement, details may not add to totals due to rounding.

FOOTNOTES

¹ The Joint Treasury-Office of Management and Budget Press Statement released with the September 1979 Monthly Treasury Statement, adjusted this total to include administrative expenses and interest receipts of the Exchange Stabilization Fund. The total in the press release is \$27.7 billion for the deficit.

² Revised estimates will be published in this column following submission of the President's Budget in January 1980.

³ Includes \$385,737 thousand distributed to FHI Trust Fund and \$275,526 thousand distributed to the FDI Trust Fund.

⁴ Postal Service reporting is on a full calendar month basis and is partially estimated. Data from December 28 to December 31 is derived from the Postal Service consolidated accelerating reporting system.

TABLE III--BUDGET RECEIPTS AND OUTLAYS--Continued (In thousands)

Classification of OUTLAYS	This Month			Current Fiscal Year			Comparable Period Prior Fiscal Year		
	Outlays	Applicable Receipts	Net Outlays	Outlays	Applicable Receipts	Net Outlays	Outlays	Applicable Receipts	Net Outlays
Legislative Branch:									
Senate.....	\$14,597	\$14,597	\$44,497	\$44,497	\$41,114	\$41,114
House of Representatives.....	26,042	\$11	26,031	79,187	\$27	79,160	71,858	\$16	71,842
Joint Items.....	4,991	4,991	18,437	18,437	13,541	13,542
Congressional Budget Office.....	841	841	2,734	2,734	2,372	2,372
Architect of the Capitol.....	7,881	7,881	22,768	22,768	25,977	25,977
Library of Congress.....	16,468	16,468	50,111	50,111	41,003	41,003
Government Printing Office:									
Revolving fund (net).....	1,254	1,254	-12,388	-12,388	-3,407	-3,407
General fund appropriations.....	14,015	14,015	38,375	38,375	28,250	28,250
General Accounting Office.....	16,655	16,655	41,818	41,818	44,381	44,381
United States Tax Court.....	603	603	2,506	2,506	2,277	2,277
Other Legislative Branch Agencies.....	2,588	2,588	6,078	6,078	4,084	4,084
Proprietary receipts from the public.....	787	-787	2,491	-2,491	3,575	-3,575
Intrabudgetary transactions.....	(*)	(*)	-114	-114	-103	-103
Total--Legislative Branch.....	105,936	798	105,137	294,010	2,518	291,492	271,346	3,591	267,755
The Judiciary:									
Supreme Court of the United States.....	782	782	2,451	2,451	2,113	2,113
Courts of Appeals, District Courts, and other Judicial Services.....	34,252	34,252	121,493	121,493	73,494	73,494
Other.....	2,730	2,730	7,263	7,263	4,551	4,551
Proprietary receipts from the public.....	144	-144	561	-561	319	-319
Intrabudgetary transactions.....
Total--The Judiciary.....	37,764	144	37,621	131,207	561	130,647	80,158	319	79,840
Executive Office of the President:									
Compensation of the President and the White House Office.....	1,554	1,554	5,263	5,263	3,279	3,279
Office of Management and Budget.....	3,567	1	3,566	8,470	1	8,469	6,920	-9	6,929
Other.....	3,787	3,787	8,394	8,394	6,081	6,081
Total--Executive Office of the President.....	8,907	1	8,907	22,127	1	22,126	16,281	-9	16,289
Funds Appropriated to the President:									
Appalachian Regional Development Programs.....	37,656	20	37,636	98,029	20	98,008	89,711	89,711
Disaster relief.....	45,584	45,584	140,796	140,796	51,633	51,633
Foreign Assistance:									
International Security Assistance:									
Military assistance.....	16,342	16,342	54,214	54,214	33,297	33,297
Foreign military credit sales.....	22,338	22,338	44,476	44,476	53,641	53,641
Security supporting assistance.....	292,744	292,744	784,602	784,602	458,464	458,464
Advances, foreign military sales.....	587,721	587,721	2,025,532	2,025,532	1,774,904	1,774,904
Other.....	1,162	1,162	3,787	3,787	3,585	3,585
Proprietary receipts from the public:									
Advances, foreign military sales.....	456,371	-456,371	815,212	-815,212	2,651,654	-2,651,654
Other.....	21,509	-21,509	87,173	-87,173	46,233	-46,233
Total--International Security Assistance.....	920,306	477,880	442,426	2,912,611	902,385	2,010,226	2,323,890	2,697,887	-373,997
International Development Assistance:									
Multilateral Assistance:									
Contributions to International Financial Institutions:									
International development association.....	50,000	50,000	184,381	184,381

See footnotes on page 3.

TABLE III--BUDGET RECEIPTS AND OUTLAYS--Continued (In thousands)

Classification of OUTLAYS--Continued	This Month			Current Fiscal Year to Date			Comparable Period Prior Fiscal Year		
	Outlays	Applicable Receipts	Net Outlays	Outlays	Applicable Receipts	Net Outlays	Outlays	Applicable Receipts	Net Outlays
Funds Appropriated to the President--Continued									
Foreign Assistance--Continued									
International Development--Assistance--Continued									
Multilateral Assistance--Continued									
Contributions to International Financial Institutions--Continued									
Inter-American development bank	\$32,454	\$32,454	\$59,975	\$59,975	\$56,794	\$56,794
Other.....
Payment to the International Fund for Agricultural Development.....
International organizations and programs.....	18,410	18,410	26,890	26,890	67,826	67,826
Bilateral Assistance:									
Public enterprise funds:									
Overseas Private Investment Corporation	-4,634	\$10,129	-14,763	-7,614	\$23,655	-31,269	2,423	\$17,137	-14,714
Inter-American Foundation	508	1	507	4,289	2,325	1,963	2,074	80	1,994
Other.....	2,357	667	1,690	40,540	3,681	36,859	20,368	3,054	17,314
Functional development assistance program	62,663	62,663	172,027	172,027	200,394	200,394
Payment to Foreign Service retirement and disability fund	24,820	24,820
Operating expenses of the Agency for International Development	20,387	20,387	67,195	67,195	57,304	57,304
Other.....	-1,884	-1,884	18,201	18,201	33,084	33,084
Proprietary receipts from the public.....	75,385	-75,385	167,650	-167,650	138,132	-138,132
Total--Bilateral Assistance.....	79,397	86,182	-6,785	294,638	197,311	97,327	340,466	158,402	182,064
Total--International Development Assistance	130,261	86,182	44,079	431,503	197,311	234,192	649,467	158,402	491,065
International Narcotics Control Assistance	1,701	1,701	6,374	6,374	5,920	5,920
President's foreign assistance contingency fund.....	(*)	(*)	54	54	44	44
Total--Foreign Assistance.....	1,052,269	564,062	488,206	3,350,542	1,099,696	2,250,846	2,979,323	2,856,290	123,033
Petroleum Reserves:									
Energy Supply	9,786	9,786
Proprietary receipts from the public.....	109,185	-109,185	301,599	-301,599	-61,480	61,480
Other.....	36	36	244	244	40,192	40,192
Total--Funds Appropriated to the President	1,135,544	673,268	462,277	3,589,611	1,401,315	2,188,295	3,170,645	2,794,810	375,835
Department of Agriculture:									
Departmental Administration.....	4,788	4,788	9,716	9,716	30,551	30,551
Office of the Inspector General.....	2,547	2,547	8,791	8,791	7,812	7,812
Science and Education Administration:									
Agricultural Research.....	24,142	24,142	87,567	87,567	85,791	85,791
Cooperative Research.....	13,620	13,620	35,212	35,212	34,276	34,276
Extension activities.....	21,845	21,845	55,475	55,475	53,752	53,752
Other.....	1,508	1,508	3,872	3,872	2,208	2,208
Economics, statistics, and cooperative service.....	5,203	5,203	18,803	18,803	16,947	16,947
Foreign Agricultural Service.....	4,348	4,348	12,476	12,476	11,017	11,017
Foreign Assistance Program.....	12,426	12,426	60,894	60,894	83,133	83,133
Agricultural Stabilization and Conservation Service:									
Salaries and expenses.....	-14,712	-14,712	33,048	33,048	40,448	40,448
Agricultural conservation program	13,926	13,926	50,458	50,458	112,257	112,257
Other.....	3,497	3,497	11,801	11,801	8,356	8,356
Federal Crop Insurance Corporation.....	7,466	14,894	-7,428	32,632	42,775	-10,144	27,968	41,445	-13,477
Commodity Credit Corporation:									
Price support and related programs	1,284,135	507,055	777,080	3,174,981	1,315,411	1,859,571	4,583,551	1,033,176	3,550,375
Intragovernmental funds.....
National Wool Act program	123	123	424	424	502	502
Total--Commodity Credit Corporation	1,284,257	507,055	777,202	3,175,406	1,315,411	1,859,995	4,584,053	1,033,176	3,550,877
Rural Electrification Administration (salaries and expenses).....	1,963	1,963	6,538	6,538	6,033	6,033

See footnotes on page 3.

TABLE III--BUDGET RECEIPTS AND OUTLAYS--Continued (In thousands)

Classification of OUTLAYS--Continued	This Month			Current Fiscal Year to Date			Comparable Period Prior Fiscal Year		
	Outlays	Applicable Receipts	Net Outlays	Outlays	Applicable Receipts	Net Outlays	Outlays	Applicable Receipts	Net Outlays
Department of Agriculture--Continued									
Farmers Home Administration:									
Public enterprise funds:									
Rural housing insurance fund.....	\$478,358	\$145,791	\$332,567	\$1,652,302	\$1,236,589	\$415,713	\$1,400,191	\$1,120,053	\$280,138
Agricultural credit insurance fund.....	815,568	476,377	339,191	1,845,716	1,683,011	162,705	1,364,889	1,321,090	43,799
Rural development insurance fund.....	179,165	133,565	45,600	546,699	488,542	58,156	536,010	446,230	89,779
Other.....	172	88	84	9	88	-79	-873	111	-984
Rural water and waste disposal grants.....	35,787	35,787	93,591	93,591	73,623	73,623
Salaries and expenses.....	16,456	16,456	65,964	65,964	52,853	52,853
Other.....	5,420	5,420	13,104	13,104	11,914	11,914
Total--Farmers Home Administration.....	1,530,926	755,821	775,105	4,217,385	3,408,231	809,154	3,438,607	2,887,484	551,123
Soil Conservation Service:									
Conservation operations.....	18,738	18,738	75,030	75,030	65,365	65,365
Watershed and flood prevention operations.....	19,876	19,876	67,385	67,385	61,884	61,884
Other.....	6,457	6,457	21,939	21,939	23,266	23,266
Animal and Plant Health Inspection Service.....	19,150	19,150	63,336	63,336	56,168	56,168
Federal Grain Inspection Service.....	995	995	7,091	7,091	4,331	(*)	4,331
Agricultural Marketing Service.....	7,477	2,300	5,177	22,803	7,725	15,078	19,689	6,855	12,834
Food Safety and Quality Service:									
Salaries and expenses.....	20,779	20,779	92,267	92,267	77,067	77,067
Funds for strengthening markets, income, and supply.....	98,333	98,333	199,992	199,992	39,076	39,076
Expenses and refunds, inspection and grading of farm products.....	3,813	3,813	13,502	13,502	7,742	7,742
Food and Nutrition Service:									
Food program administration.....	5,886	5,886	19,116	19,116	16,030	16,030
Food stamp program.....	683,519	683,519	2,007,703	2,007,703	1,398,789	1,398,789
Special milk program.....	17,663	17,663	32,758	32,758	29,588	29,588
Child nutrition programs.....	285,550	285,550	678,526	678,526	642,569	642,569
Special supplemental food programs (WIC).....	52,199	52,199	147,505	147,505	111,836	111,836
Food donations program.....	2,096	2,096	10,388	10,388	8,190	8,190
Total--Food and Nutrition Service.....	1,046,914	1,046,914	2,895,995	2,895,995	2,207,002	2,207,002
Forest Service:									
Forest management, protection and utilization.....	55,676	55,676	282,855	282,855	226,820	226,820
Construction and land acquisition.....	32,372	32,372	77,097	77,097	30,412	30,412
Forest roads and trails.....	16,859	16,859	59,998	59,998	1,455	1,455
Forest Service permanent appropriations.....	96,271	96,271	294,449	294,449	326,866	326,866
Cooperative work.....	8,667	8,667	23,770	23,770	22,141	22,141
Other.....	390	390	12,162	12,162	9,787	9,787
Total--Forest Service.....	210,236	210,236	750,333	750,333	617,481	617,481
Other.....	-36	-36	957	957	3,240	3,240
Proprietary receipts from the public.....	205,599	-205,599	765,565	-765,565	526,368	-526,368
Intrabudgetary transactions.....	-15,313	-15,313	-39,675	-39,675	-21,107	-21,107
Total--Department of Agriculture.....	4,355,170	1,485,669	2,869,501	11,991,030	5,539,707	6,451,323	11,704,413	4,495,329	7,209,085
Department of Commerce:									
General Administration.....	2,179	2,179	10,535	10,535	9,011	9,011
Bureau of the Census.....	25,322	25,322	87,005	87,005	44,550	44,550
Economic and Statistical Analysis.....	1,438	1,438	4,440	4,440	4,518	4,518

See footnotes on page 3.

TABLE III--BUDGET RECEIPTS AND OUTLAYS--Continued (In thousands)

Classification of OUTLAYS--Continued	This Month			Current Fiscal Year to Date			Comparable Period Prior Fiscal Year		
	Outlays	Applicable Receipts	Net Outlays	Outlays	Applicable Receipts	Net Outlays	Outlays	Applicable Receipts	Net Outlays
Department of Commerce--Continued									
Economic Development Assistance:									
Economic Development Administration:									
Economic development assistance programs	\$31,782	\$31,782	\$149,380	\$149,380	\$114,021	\$114,021
Local public works program	48,519	48,519	167,435	167,435	775,390	775,390
Other	5,916	\$4,583	1,333	13,058	\$16,750	-3,693	47,962	\$15,012	32,950
Regional Action Planning Commissions	8,241	8,241	23,779	23,779	29,574	29,574
Total--Economic Development Assistance	94,458	4,583	89,875	353,651	16,750	336,901	966,947	15,012	951,935
Promotion of Industry and Commerce	9,070	9,070	36,852	36,852	35,806	35,806
Science and Technology:									
National Oceanic and Atmospheric Administration	59,527	426	59,081	186,218	781	185,437	179,208	409	178,798
Patent and Trademark Office	7,205	7,205	25,738	25,738	26,862	26,862
Science and Technical Research	11,392	11,392	33,071	33,071	29,883	29,883
National Telecommunications and Information Administration	1,768	1,768	7,528	7,528	2,394	2,394
Total--Science and Technology	79,892	426	79,466	252,624	781	251,843	238,347	409	237,937
Maritime Administration:									
Public enterprise funds	-110	4,948	-5,058	4,546	19,256	-14,710	6,078	10,941	-4,863
Ship construction	35,238	35,238	80,144	80,144	43,016	43,016
Operating-differential subsidies	30,536	30,536	94,000	94,000	71,880	71,880
Other	7,934	7,934	15,099	15,099	14,191	14,191
Proprietary receipts from the public	5,257	-5,257	15,696	-15,696	12,744	-12,744
Intrabudgetary transactions	-3,028	-3,028	-8,205	-8,205	-14,654	-14,654
Total--Department of Commerce	282,930	15,215	267,715	930,693	52,483	878,210	1,419,691	39,106	1,380,585
Department of Defense--Military:									
Military Personnel:									
Department of the Army	912,597	912,597	2,852,494	2,852,494	2,670,595	2,670,595
Department of the Navy	831,501	831,501	2,426,995	2,426,995	2,250,861	2,250,861
Department of the Air Force	727,859	727,859	2,237,442	2,237,442	2,087,513	2,087,513
Total--Military Personnel	2,471,958	2,471,958	7,516,930	7,516,930	7,008,970	7,008,970
Retired Military Personnel	941,776	941,776	2,828,288	2,828,288	2,470,595	2,470,595
Operation and Maintenance:									
Department of the Army	918,607	918,607	2,734,190	2,734,190	2,416,406	2,416,406
Department of the Navy	1,149,646	1,149,646	3,071,610	3,071,610	2,944,050	2,944,050
Department of the Air Force	853,332	853,332	2,741,789	2,741,789	2,571,780	2,571,780
Defense agencies	213,272	213,272	852,117	852,117	795,581	795,581
Total--Operation and Maintenance	3,134,858	3,134,858	9,399,706	9,399,706	8,727,818	8,727,818
Procurement:									
Department of the Army	423,250	423,250	1,367,092	1,367,092	1,170,015	1,170,015
Department of the Navy	1,007,759	1,007,759	2,945,544	2,945,544	2,888,902	2,888,902
Department of the Air Force	862,335	862,335	2,741,903	2,741,903	1,954,199	1,954,199
Defense agencies	31,484	31,484	75,699	75,699	57,841	57,841
Total--Procurement	2,324,828	2,324,828	7,130,237	7,130,237	6,070,956	6,070,956
Research, Development, Test, and Evaluation:									
Department of the Army	208,331	208,331	622,342	622,342	549,069	549,069
Department of the Navy	308,237	308,237	882,231	882,231	928,562	928,562
Department of the Air Force	320,045	320,045	1,113,759	1,113,759	1,044,111	1,044,111
Defense agencies	73,870	73,870	211,189	211,189	173,785	173,785
Total--Research, Development, Test, and Evaluation	910,484	910,484	2,829,523	2,829,523	2,695,528	2,695,528

TABLE III--BUDGET RECEIPTS AND OUTLAYS--Continued (In thousands)

Classification of OUTLAYS--Continued	This Month			Current Fiscal Year to Date			Comparable Period Prior Fiscal Year		
	Outlays	Applicable Receipts	Net Outlays	Outlays	Applicable Receipts	Net Outlays	Outlays	Applicable Receipts	Net Outlays
Department of Defense--Military--Continued									
Military Construction:									
Department of the Army	\$68,022	\$68,022	\$207,336	\$207,336	\$223,893	\$223,893
Department of the Navy	77,359	77,359	197,024	197,024	169,823	169,823
Department of the Air Force	65,491	65,491	182,716	182,716	155,040	155,040
Defense agencies	-9,809	-9,809	-6,189	-6,189	4,928	4,928
Total--Military Construction.....	201,064	201,064	580,887	580,887	553,684	553,684
Family Housing	125,123	\$73	125,051	356,284	\$213	356,070	356,390	\$281	356,109
Revolving and Management Funds:									
Public Enterprise Funds	123	147	-23	413	446	-34	368	917	-549
Intragovernmental Funds:									
Department of the Army	26,236	26,236	147,228	147,228	-3,450	-3,450
Department of the Navy	59,649	59,649	268,796	268,796	46,669	46,669
Department of the Air Force	63,688	63,688	-41,093	-41,093	-11,736	-11,736
Defense Agencies	143,420	143,420	363,226	363,226	-19,425	-19,425
Other	13,618	15,559	-1,941	47,752	48,452	-700	47,053	48,480	-1,428
Proprietary receipts from the public	54,448	-54,448	300,498	-300,498	151,644	-151,644
Intrabudgetary transactions	-3,419	-3,419	8,115	8,115	14,028	14,028
Total--Department of Defense--Military	10,413,405	70,226	10,343,179	31,436,292	349,610	31,086,682	27,957,448	201,321	27,756,127
Department of Defense--Civil:									
Corps of Engineers:									
General investigations	9,638	9,638	30,743	30,743	25,191	25,191
Construction, general	136,569	136,569	442,623	442,623	427,079	427,079
Operations and maintenance, general	64,544	64,544	199,630	199,630	193,368	193,368
Flood control	30,535	30,535	111,055	111,055	67,740	67,740
Other	43,895	43,895	78,010	78,010	55,376	55,376
Proprietary receipts from the public	8,828	-8,828	12,964	-12,964	11,190	-11,190
Total--Corps of Engineers	285,180	8,828	276,352	862,061	12,964	849,096	768,754	11,190	757,564
The Panama Canal:									
Canal Zone Government	71,216	71,216	13,139	13,139
Panama Canal Company	81,567	89,117	-7,550
Proprietary receipts from the public	7,912	-7,912
Intrabudgetary transactions
Other	2,242	27	2,215	6,688	76	6,612	-3,740	-3,740
Proprietary receipts from the public	299	-299	1,090	-1,090	5,969	80	5,889
Total--Department of Defense--Civil	287,422	9,153	278,269	939,964	14,130	925,834	865,689	109,262	756,426
Department of Energy:									
Atomic Energy Defense Activities									
Energy Programs:	215,712	215,712	650,670	650,670	113,671	192,813	-79,142
General Science and Research	42,368	42,368	79,537	79,537
Energy Supply, R and D	423,007	423,007	1,094,257	1,094,257	1,442,498	1,442,498
Fossil Fuel-Operating Expenses	48,938	48,938	88,394	88,394	132,141	132,141
Energy Conservation	19,685	19,685	51,632	51,632	33,440	33,440
Strategic Petroleum Reserve	19,187	19,187	89,841	89,841	176,556	176,556
Other	24,196	24,196	46,618	46,618	52,607	52,607
Total--Energy Programs	577,380	577,380	1,450,279	1,450,279	1,837,241	1,837,241
Power Marketing Administration	41,898	31,264	10,634	129,809	81,296	48,513	175,637	62,518	113,119
Departmental Administration	377	377	7,853	7,853	16	16
Proprietary receipts from the public	11,078	-11,078	77,539	-77,539	40,315	-40,315
Total--Department of Energy	835,367	42,342	793,025	2,238,611	158,835	2,079,776	2,126,565	295,646	1,830,919

TABLE III--BUDGET RECEIPTS AND OUTLAYS--Continued (In thousands)

Classification of OUTLAYS--Continued	This Month			Current Fiscal Year to Date			Comparable Period Prior Fiscal Year		
	Outlays	Applicable Receipts	Net Outlays	Outlays	Applicable Receipts	Net Outlays	Outlays	Applicable Receipts	Net Outlays
Department of Health, Education, and Welfare:									
Public Health Service:									
Food and Drug Administration	\$22,690	\$412	\$22,277	\$79,482	\$1,530	\$77,951	\$77,265	\$1,691	\$75,574
Health Services Administration:									
Health services	89,329	89,329	297,007	297,007	166,115	166,115
Indian health services and facilities.....	50,264	50,264	156,544	156,544	135,725	135,725
Emergency health.....	3	3
Center for Disease Control	19,650	19,650	64,457	64,457	49,203	49,203
National Institutes of Health:									
Intragovernmental funds.....	-7,288	-7,288	-3,109	-3,109	-5,137	-5,137
Cancer Research	70,674	70,674	183,819	183,819	207,116	207,116
Heart, Lung, and Blood Research	39,949	39,949	113,184	113,184	100,459	100,459
Arthritis, Metabolism, and Digestive Diseases ...	20,746	20,746	49,804	49,804	41,955	41,955
Neurological and Communicative Disorders and Stroke	14,339	14,339	39,751	39,751	40,022	40,022
Allergy and Infectious Diseases	12,287	12,287	31,936	31,936	44,113	44,113
General Medical Sciences.....	10,367	10,367	21,283	21,283	49,409	49,409
Child Health and Human Development	14,268	14,268	36,637	36,637	55,722	55,722
Other research institutes.....	20,652	20,652	60,085	60,085	54,807	54,807
Research resources	11,712	11,712	36,109	36,109	30,163	30,163
Other.....	8,532	8,532	30,106	30,106	34,202	34,202
Total--National Institutes of Health	216,237	216,237	599,603	599,603	652,831	652,831
Alcohol, Drug Abuse, and Mental Health Administration	141,469	141,469	335,665	335,665	331,658	331,658
Health Resources Administration:									
Public enterprise funds.....	9,675	2,884	6,791	14,662	2,956	11,705	9,028	62	8,966
Health resources	43,164	43,164	180,990	180,990	168,770	168,770
Office of Assistant Secretary for Health.....	11,630	11,630	45,343	45,343	187,621	187,621
Total--Public Health Service.....	604,107	3,297	600,810	1,773,754	4,487	1,769,267	1,778,220	1,753	1,776,466
Health Care Financing Administration:									
Intragovernmental funds.....	-420	-420	220	220	-1,440	-1,440
Grants to States for Medicaid	1,158,000	1,158,000	3,446,201	3,446,201	2,969,081	2,969,081
Payments to health care trust funds.....	688,737	688,737	1,675,046	1,675,046	1,870,092	1,870,092
Program management.....	14,705	14,705	24,063	24,063	26,754	26,754
Other.....	224	224	-1,113	-1,113	10	10
Federal hospital insurance trust fund:									
Benefit payments	1,728,820	1,728,820	5,359,539	5,359,539	4,628,360	4,628,360
Administrative expenses and construction	29,754	29,754	110,197	110,197	111,837	111,837
Total--FHI trust fund	1,758,574	1,758,574	5,469,735	5,469,735	4,740,197	4,740,197
Federal supplementary medical ins. trust fund:									
Benefit payments	788,810	788,810	2,400,755	2,400,755	1,952,235	1,952,235
Administrative expenses and construction	37,833	37,833	132,669	132,669	129,646	129,646
Total--FSMI trust fund.....	826,643	826,643	2,533,424	2,533,424	2,081,881	2,081,881
Total--Health Care Financing Administration.....	4,446,462	4,446,462	13,147,576	13,147,576	11,686,575	11,686,575
Education Division:									
Office of Education:									
Public enterprise funds:									
Student loan insurance fund	27,137	2,904	24,233	233,260	13,667	219,593	197,006	8,797	188,208
Other.....	941	1,098	-157	1,679	14,855	-13,175	2,240	13,285	-11,045
Elementary and secondary education.....	280,082	280,082	889,237	889,237	762,279	762,279
Indian education	3,984	3,984	9,948	9,948	18,516	18,516
School assistance in federally affected areas.....	170,499	170,499	199,039	199,039	153,561	153,561

TABLE III--BUDGET RECEIPTS AND OUTLAYS--Continued (In thousands)

Classification of OUTLAYS--Continued	This Month			Current Fiscal Year to Date			Comparable Period Prior Fiscal Year		
	Outlays	Applicable Receipts	Net Outlays	Outlays	Applicable Receipts	Net Outlays	Outlays	Applicable Receipts	Net Outlays
Department of Health, Education, and Welfare--Continued									
Education Division--Continued									
Office of Education--Continued									
Emergency school aid	\$15,548	\$15,548	\$70,638	\$70,638	\$78,798	\$78,798
Education for the handicapped	49,855	49,855	155,532	155,532	104,550	104,550
Occupational, vocational, and adult education	52,243	52,243	238,494	238,494	159,844	159,844
Student assistance	242,807	242,807	693,591	693,591	632,792	632,792
Higher and continuing education	34,853	34,853	109,771	109,771	115,517	115,517
Library resources	16,116	16,116	42,620	42,620	42,767	42,767
Salaries and expenses	9,959	9,959	34,829	34,829	35,274	35,274
Other	6,333	6,333	20,106	20,106	25,506	25,506
Total--Office of Education	910,358	\$4,002	906,355	2,698,745	\$28,522	2,670,223	2,328,651	\$22,082	2,306,569
National Institute of Education	8,451	8,451	21,128	21,128	20,548	20,548
Office of the Assistant Secretary for Education	1,942	1,942	6,480	6,480	6,278	6,278
Total--Education Division	920,751	4,002	916,748	2,726,353	28,522	2,697,831	2,355,476	22,082	2,333,394
Social Security Administration:									
Payments to social security trust funds	674,864	674,864	674,926	674,926	756,814	756,814
Special benefits for disabled coal miners	87,225	87,225	254,317	254,317	250,558	250,558
Supplemental security income program	638,826	638,826	2,080,810	2,080,810	1,505,855	1,505,855
Assistance payments program	610,716	610,716	1,759,612	1,759,612	1,739,069	1,739,069
Refugee assistance	25,275	25,275	68,804	68,804	17,746	17,746
Other	1	1	16	16	3	3
Federal old-age and survivors insurance trust fund:									
Benefit payments	7,999,137	7,999,137	23,930,637	23,930,637	20,966,898	20,966,898
Administrative expenses and construction	85,058	85,058	318,500	318,500	278,087	278,087
Payment to railroad retirement account
Vocational rehabilitation services	976	976	2,928	2,928	2,291	2,291
Total--FOASI trust fund	8,085,170	8,085,170	24,252,065	24,252,065	21,247,275	21,247,275
Federal disability insurance trust fund:									
Benefit payments	1,186,968	1,186,968	3,564,184	3,564,184	3,284,975	3,284,975
Administrative expenses and construction	26,588	26,588	62,185	62,185	98,350	98,350
Payment to railroad retirement account
Vocational rehabilitation services	7,024	7,024	21,072	21,072	22,009	22,009
Total--FDI trust fund	1,220,580	1,220,580	3,647,441	3,647,441	3,405,335	3,405,335
Total--Social Security Administration	11,342,659	11,342,659	32,737,991	32,737,991	28,922,656	28,922,656
Special Institutions	13,471	13,471	48,289	48,289	45,455	45,455
Human Development Services:									
Grants to states for social services	283,600	283,600	823,749	823,749	750,998	750,998
Human development services	252,032	252,032	613,676	613,676	607,888	607,888
Work incentives	-13,161	-13,161	100,858	100,858	95,093	95,093
Research and training activities overseas	69	69	293	293	448	448
Total--Human Development Services	522,541	522,541	1,538,576	1,538,576	1,454,427	1,454,427
Departmental Management	20,345	20,345	65,193	65,193	48,905	48,905
Proprietary receipts from the public	690	-690	2,042	-2,042	8,776	-8,776

TABLE III--BUDGET RECEIPTS AND OUTLAYS--Continued (In thousands)

Classification of OUTLAYS--Continued	This Month			Current Fiscal Year to Date			Comparable Period Prior Fiscal Year		
	Outlays	Applicable Receipts	Net Outlays	Outlays	Applicable Receipts	Net Outlays	Outlays	Applicable Receipts	Net Outlays
Department of Health, Education, and Welfare--Continued									
Intrabudgetary transactions:									
Payments for health insurance for the aged:									
Federal hospital insurance trust fund									
Federal supplementary medical insurance trust fund	-\$547,737		-\$547,737	-\$1,534,046		-\$1,534,046	-\$1,729,758		-\$1,729,758
Payments for military service credits and special benefits for the aged:									
Federal old-age and survivors insurance trust fund	-557,037		-557,037	-557,099		-557,099	-614,918		-614,918
Federal disability insurance trust fund	-117,827		-117,827	-117,827		-117,827	-141,663		-141,663
Federal hospital insurance trust fund	-141,000		-141,000	-141,000		-141,000	-141,000		-141,000
Receipts transferred to railroad retirement account									
Interest on reimbursement of administrative and vocational rehabilitation expenses:									
Federal old-age and survivors insurance trust fund									
Federal disability insurance trust fund									
Federal hospital insurance trust fund									
Federal supplementary medical insurance trust fund									
Other									
Total--Department of Health, Education, and Welfare	16,506,736	\$7,989	16,498,746	49,687,761	\$35,051	49,652,710	43,664,375	\$32,611	43,631,764
Department of Housing and Urban Development:									
Housing Programs:									
Public enterprise funds:									
Federal Housing Administration fund	240,670	86,773	153,898	446,430	382,911	63,519	462,516	314,740	147,776
Housing for the elderly or handicapped fund	56,804	5,346	51,459	172,548	16,861	155,687	105,320	7,323	97,997
College housing--loans and other expenses	10,303	6,941	3,363	22,935	68,761	-45,826	20,191	65,878	-45,687
Rental housing assistance fund	42	1,125	-1,083	749	4,123	-3,374	2,395	3,982	-1,588
Other	43,524	740,303	-696,779	828,627	759,088	69,539	105,344	69,623	35,721
Subsidized housing programs	294,687		294,687	996,236		996,236	823,717		823,717
Payments for operation of low income housing projects	57,200		57,200	179,245		179,245	130,813		130,813
Other	1,135		1,135	3,694		3,694	4,394		4,394
Total--Housing Programs	704,366	840,487	-136,120	2,650,464	1,231,743	1,418,720	1,654,690	461,547	1,193,143
Government National Mortgage Association:									
Special assistance functions fund	44,342	47,889	-3,547	124,603	136,905	-12,302	54,663	132,669	-78,006
Emergency mortgage purchase assistance	125,131	2,994	122,138	426,155	16,033	410,122	322,388	287,081	35,307
Management and liquidating functions fund	6,147	6,781	-634	19,601	20,544	-942	27,619	31,071	-3,453
Guarantees of mortgage-backed securities	7,404	8,907	-1,503	7,512	24,742	-17,230	5,572	18,124	-12,552
Participation sales fund	5,607		5,607	-11,727		-11,727	-12,420		-12,420
Total--Government National Mortgage Association	188,632	66,572	122,060	566,145	198,224	367,921	397,821	468,945	-71,124
Community Planning and Development:									
Public enterprise fund:									
Rehabilitation loan fund	8,773	1,806	6,967	58,781	8,329	50,451	17,054	14,930	2,124
Urban renewal programs	46,399	67,883	-21,484	183,928	96,740	87,189	101,930	26,630	75,300
Community development grants	351,690		351,690	979,820		979,820	768,324		768,324
Urban development action grants	22,684		22,684	50,598		50,598	3,814		3,814
Comprehensive planning grants	4,699		4,699	15,055		15,055	16,117		16,117
Other	230		230	724		724	4,985		4,985
Total--Community Planning and Development	434,475	69,690	364,786	1,288,906	105,069	1,183,836	912,224	41,560	870,664

TABLE III--BUDGET RECEIPTS AND OUTLAYS--Continued (In thousands)

Classification of OUTLAYS--Continued	This Month			Current Fiscal Year to Date			Comparable Period Prior Fiscal Year		
	Outlays	Applicable Receipts	Net Outlays	Outlays	Applicable Receipts	Net Outlays	Outlays	Applicable Receipts	Net Outlays
Department of Housing and Urban Development--Continued									
New Communities Development Corporation.....	-\$2,516	\$58	-\$2,574	\$9,270	\$2,247	\$7,023	\$6,957	\$221	\$6,736
Management and Administration.....	14,444	14,444	74,570	74,570	63,554	63,554
Other.....	4,771	4,771	13,299	13,299	17,435	17,435
Proprietary receipts from the public.....	489	-489	662	-662	555	-555
Total--Department of Housing and Urban Development.....	1,344,173	977,294	366,879	4,602,652	1,537,945	3,064,707	3,052,681	972,829	2,079,853
Department of the Interior:									
Land and Water Resources:									
Bureau of Land Management:									
Management of lands and resources.....	22,363	22,363	79,078	79,078	67,958	67,958
Payments in lieu of taxes.....	3	3	-70	-70	1,369	1,369
Other.....	7,413	7,413	240,005	240,005	205,942	205,942
Bureau of Reclamation:									
Colorado River projects.....	19,190	4,324	14,866	51,474	13,887	37,587	51,633	15,813	35,821
Construction and rehabilitation.....	33,006	33,006	97,707	97,707	78,777	78,777
Operation and maintenance.....	9,065	9,065	24,511	24,511	19,800	19,800
Other.....	8,075	8,075	31,754	31,754	-54,332	-54,332
Office of Water Research and Technology.....	1,119	1,119	4,870	4,870	2,886	2,886
Total--Land and Water Resources.....	100,235	4,324	95,910	529,328	13,887	515,442	374,032	15,813	358,220
Fish and Wildlife and Parks:									
Heritage Conservation and Recreation Service.....	72,024	72,024	153,390	153,390	221,471	221,471
United States Fish and Wildlife Service:									
Resource management.....	13,287	13,287	53,813	53,813	51,208	51,208
Recreational resources.....	7,394	7,394	22,521	22,521	10,269	10,269
Other.....	19,176	19,176	30,812	30,812	31,664	31,664
National Park Service:									
Operation of the national park system.....	34,112	34,112	114,078	114,078	96,693	96,693
Construction.....	23,262	23,262	43,046	43,046	19,459	19,459
Other.....	2,348	2,348	5,411	5,411	5,887	5,887
Total--Fish and Wildlife and Parks.....	171,603	171,603	423,071	423,071	436,651	436,651
Energy and Minerals:									
Geological Survey.....	39,603	39,603	145,740	145,740	124,839	124,839
Office of Surface Mining Reclamation and Enforcement.....	4,817	4,817	15,437	15,437	8,666	8,666
Bureau of Mines.....	14,031	1,513	12,518	41,043	3,364	37,680	37,978	2,624	35,353
Total--Energy and Minerals.....	58,451	1,513	56,939	202,220	3,364	198,856	171,482	2,624	168,858
Bureau of Indian Affairs:									
Public enterprise funds.....	2,183	717	1,466	4,049	1,662	2,387	1,196	1,874	-679
Operation of Indian programs.....	38,713	38,713	140,252	140,252	130,698	130,698
Construction.....	79,366	79,366	160,774	160,774	106,633	106,633
Indian tribal funds.....	29,725	29,725	61,940	61,940	71,231	71,231
Other.....	-17,960	-17,960	-9,889	-9,889	-9,257	-9,257
Total--Bureau of Indian Affairs.....	132,027	717	131,311	357,127	1,662	355,465	300,500	1,874	298,626

TABLE III--BUDGET RECEIPTS AND OUTLAYS--Continued (In thousands)

Classification of OUTLAYS--Continued	This Month			Current Fiscal Year to Date			Comparable Period Prior Fiscal Year		
	Outlays	Applicable Receipts	Net Outlays	Outlays	Applicable Receipts	Net Outlays	Outlays	Applicable Receipts	Net Outlays
Department of the Interior--Continued									
Office of Territorial Affairs.....	\$16,192	\$16,192	\$31,378	\$31,378	\$39,944	\$39,944
Office of the Solicitor and Office of the Secretary.....	1,463	1,463	11,202	11,202	4,855	4,855
Proprietary receipts from the public.....	-\$196,567	196,567	\$509,085	-509,085	\$500,690	-500,690
Intrabudgetary transactions.....	-26,145	-26,145	-26,995	-26,995	-12,517	-12,517
Total--Department of the Interior.....	453,826	-190,013	643,839	1,527,331	527,997	999,333	1,314,947	521,002	793,945
Department of Justice:									
General Administration.....	438	438	11,685	11,685	10,339	10,339
United States Parole Commission.....	422	422	1,113	1,113
Legal Activities.....	32,779	32,779	108,556	108,556	96,760	96,760
Federal Bureau of Investigation.....	39,411	39,411	157,369	157,369	159,614	159,614
Immigration and Naturalization Service.....	22,817	22,817	86,348	86,348	75,473	75,473
Drug Enforcement Administration.....	13,704	13,704	53,843	53,843	45,289	45,289
Federal Prison System.....	30,322	932	29,390	101,317	2,917	98,401	96,764	2,811	93,953
Law Enforcement Assistance Administration.....	51,701	51,701	159,991	159,991	165,295	165,295
Proprietary receipts from the public.....	464	-464	3,697	-3,697	5,679	-5,679
Total--Department of Justice.....	191,594	1,396	190,198	680,222	6,614	673,608	649,535	8,490	641,046
Department of Labor:									
Employment and Training Administration:									
Program administration.....	6,221	6,221	21,753	21,753	23,806	23,806
Employment and training assistance.....	552,596	552,596	1,639,506	1,639,506	1,199,262	1,199,262
Community service employment for older Americans.....	15,326	15,326	52,430	52,430	45,385	45,385
Temporary employment assistance.....	173,915	173,915	493,768	493,768	937,313	937,313
Federal unemployment benefits and allowances.....	128,190	128,190	382,943	382,943	269,737	269,737
Grants to States for unemployment insurance and employment services.....	16,007	16,007	26,175	26,175	58,999	58,999
Advances to the unemployment trust fund and other funds.....	50,791	50,791	120,354	120,354	5,326	5,326
Other.....	1,461	1,461	2,180	2,180	-947	-947
Unemployment trust fund:									
Federal-State unemployment insurance:									
State unemployment benefits.....	848,769	848,769	2,126,387	2,126,387	1,640,638	1,640,638
Grants to States for unemployment insurance and employment services.....	135,000	135,000	391,920	391,920	325,048	325,048
Federal administrative expenses.....	3,180	3,180	9,794	9,794	9,879	9,879
Interest on refunds of taxes.....	55	55	198	198	146	146
Repayment of advances from the general fund.....
Railroad-unemployment insurance:									
Railroad unemployment benefits.....	12,646	12,646	39,652	39,652	37,974	37,974
Administrative expenses.....	915	915	2,754	2,754	3,545	3,545
Payment of interest on advances from railroad retirement account.....	337	337
Total--Unemployment trust fund.....	1,000,566	1,000,566	2,570,705	2,570,705	2,017,567	2,017,567
Total--Employment and Training Administration..	1,945,072	1,945,072	5,309,813	5,309,813	4,556,448	4,556,448
Labor-Management Services Administration.....									
Employment Standards Administration:									
Salaries and expenses.....	13,079	13,079	46,143	46,143	36,429	36,429
Special benefits.....	59,626	59,626	-86,087	-86,087	-323,450	-323,450
Black Lung Disability Trust Fund.....	58,492	58,492	180,623	180,623	42,079	42,079
Special workers' compensation expenses.....	593	593	1,688	1,688	1,238	1,238
Occupational Safety and Health Administration.....	14,124	14,124	37,183	37,183	36,322	36,322

TABLE III--BUDGET RECEIPTS AND OUTLAYS--Continued (In thousands)

Classification of OUTLAYS--Continued	This Month			Current Fiscal Year to Date			Comparable Period Prior Fiscal Year		
	Outlays	Applicable Receipts	Net Outlays	Outlays	Applicable Receipts	Net Outlays	Outlays	Applicable Receipts	Net Outlays
Department of Labor--Continued									
Mine Safety and Health Administration.....	\$9,371	\$9,371	\$31,960	\$31,960	\$34,017	\$34,017
Bureau of Labor Statistics	6,345	6,345	20,752	20,752	22,981	22,981
Departmental Management	10,313	10,313	15,184	15,184	320	320
Proprietary receipts from the public.....	\$592	-592	\$2,535	-2,535	-\$1,424	1,424
Intrabudgetary transactions	-50,791	-50,791	-100,354	-100,354	-10,050	-10,050
Total--Department of Labor.....	2,069,573	592	2,068,981	5,468,938	2,535	5,466,403	4,411,356	-1,424	4,412,780
Department of State:									
Administration of Foreign Affairs:									
Salaries and expenses	63,002	63,002	216,520	216,520	118,632	118,632
Acquisition, operation, and maintenance of buildings abroad.....	6,307	6,307	20,459	20,459	17,312	17,312
Payment to Foreign Service retirement and disability fund	43,369	43,369	38,107	38,107
Foreign Service retirement and disability fund.....	11,049	11,049	32,257	32,257	23,117	23,117
Other.....	283	283	3,896	3,896	1,796	1,796
Total--Administration of Foreign Affairs.....	80,641	80,641	316,502	316,502	198,963	198,963
International Organizations and Conferences	8,933	8,933	116,948	116,948	133,274	133,274
International Commissions	861	861	6,157	6,157	7,434	7,434
Migration and Refugee Assistance.....	39,456	39,456	113,221	113,221	29,921	29,921
United States Emergency Refugee and Migration Assistance Fund.....	1,001	1,001	17,712	17,712	5,833	5,833
Other	600	600	595	595	1,644	1,644
Proprietary receipts from the public.....	-7,828	7,828	-5,622	5,622	-5,370	5,370
Intrabudgetary transactions:									
Foreign Service retirement and disability fund: Receipts transferred to Civil Service retirement and disability fund.....	-228	-228	-451	-451	-279	-279
General fund contributions	-43,369	-43,369	-62,927	-62,927
Other.....	-86	-86
Total--Department of State.....	131,265	-7,828	139,093	527,315	-5,622	532,936	313,776	-5,370	319,147
Department of Transportation:									
Office of the Secretary.....	7,802	7,802	14,857	14,857	14,645	14,645
Coast Guard:									
Operating expenses.....	79,283	79,283	260,914	260,914	233,938	233,938
Acquisition, construction, and improvements	21,092	21,092	59,888	59,888	51,390	51,390
Retired pay.....	16,167	16,167	48,749	48,749	42,128	42,128
Other.....	11,799	300	11,499	19,339	1,034	18,304	14,515	1,043	13,473
Total--Coast Guard	128,341	300	128,041	388,890	1,034	387,855	341,972	1,043	340,929
Federal Aviation Administration:									
Operations	159,326	159,326	522,830	522,830	509,601	509,601
Other	3,927	1	3,925	11,262	3	11,258	11,952	1	11,951
Airport and airway trust fund:									
Grants-in-aid for airports	59,350	59,350	160,832	160,832	182,130	182,130
Facilities and equipment	18,431	18,431	50,365	50,365	51,512	51,512
Interest on refunds of taxes.....	3	3	5	5
Other.....	7,419	7,419	19,198	19,198	14,759	14,759
Total--Airport and airway trust fund.....	85,200	85,200	230,397	230,397	248,407	248,407
Total--Federal Aviation Administration	248,452	1	248,451	764,489	3	764,486	769,959	1	769,958

TABLE III--BUDGET RECEIPTS AND OUTLAYS--Continued (In thousands)

Classification of OUTLAYS--Continued	This Month			Current Fiscal Year to Date			Comparable Period Prior Fiscal Year		
	Outlays	Applicable Receipts	Net Outlays	Outlays	Applicable Receipts	Net Outlays	Outlays	Applicable Receipts	Net Outlays
Department of Transportation--Continued									
Federal Highway Administration:									
Highway trust fund:									
Federal-aid highways	\$781,509	\$781,509	\$2,505,880	\$2,505,880	\$1,910,528	\$1,910,528
Other	12,883	12,883	36,593	36,593	19,942	19,942
Off-systems roads programs	15,376	15,376	54,560	54,560	55,860	55,860
Other programs	14,267	14,267	39,433	39,433	20,851	20,851
Total--Federal Highway Administration	824,034	824,034	2,636,466	2,636,466	2,007,181	2,007,181
National Highway Traffic Safety Administration:									
Operations and Research	-2,988	-2,988	14,041	14,041	11,677	11,677
Trust fund share of traffic safety programs	20,200	20,200	38,200	38,200	48,500	48,500
Other	3,008	3,008	6,350	6,350	-4,723	-4,723
Federal Railroad Administration:									
Railroad rehabilitation and improvement financing funds	4,210	4,210	18,600	18,600	5,788	5,788
Railroad research and development	6,114	6,114	14,865	14,865	12,398	12,398
Rail service assistance	4,886	4,886	27,675	27,675	13,859	13,859
Northeast corridor improvement program	26,927	26,927	64,959	64,959	39,593	39,593
Grants to National Railroad Passenger Corporation	35,678	35,678	243,610	243,610	240,000	240,000
Other	6,336	\$2,349	3,987	20,586	\$8,842	11,744	21,842	\$10,085	11,756
Total--Federal Railroad Administration	84,152	2,349	81,803	390,294	8,842	381,452	333,480	10,085	323,395
Urban Mass Transportation Administration	403,732	403,732	760,242	760,242	626,931	626,931
Other	-187	1,653	-1,839	11,389	3,781	7,607	9,728	3,855	5,872
Proprietary receipts from the public	4,872	-4,872	10,971	-10,971	11,419	-11,419
Total--Department of Transportation	1,716,546	9,175	1,707,371	5,025,218	24,632	5,000,585	4,159,349	26,403	4,132,945
Department of the Treasury:									
Office of the Secretary	3,848	3,848	13,415	13,415	7,322	3	7,319
Office of Revenue Sharing:									
General Revenue Sharing	331	331	1,716,319	1,716,319	1,707,008	1,707,008
Other	595	595	1,271	1,271	1,869	1,869
Federal Law Enforcement Training Center	2,558	2,558	5,144	5,144	6,583	6,583
Bureau of Government Financial Operations:									
Salaries and expenses	14,423	14,423	44,371	44,371	576,716	576,716
Payments to states for social service claims
Claims, judgments, and relief acts	34,813	34,813	54,645	54,645	46,517	46,517
Other	2,102	2,102	2,550	2,550	5,606	5,606
Total--Bureau of Government Financial Operations	51,338	51,338	101,566	101,566	628,839	628,839
Bureau of Alcohol, Tobacco and Firearms	13,148	13,148	39,686	39,686	34,307	34,307
United States Customs Service	83,430	83,430	219,126	219,126	183,625	183,625
Bureau of Engraving and Printing	1,651	1,651	3,693	3,693	426	426
Bureau of the Mint	5,296	5,296	17,323	17,323	12,907	12,907
Bureau of the Public Debt	9,056	9,056	44,018	44,018	28,683	28,683
Internal Revenue Service:									
Federal tax lien revolving fund	81	26	55	139	231	-93	285	72	213
Salaries and expenses	10,803	10,803	37,326	37,326	29,657	29,657
Taxpayer service and returns processing	47,862	47,862	175,067	175,067	192,819	192,819
Examinations and appeals	59,697	59,697	215,621	215,621	214,507	214,507
Investigations and collections	37,338	37,338	133,650	133,650	92,245	92,245

TABLE III--BUDGET RECEIPTS AND OUTLAYS--Continued (In thousands)

Classification of OUTLAYS--Continued	This Month			Current Fiscal Year to Date			Comparable Period Prior Fiscal Year		
	Outlays	Applicable Receipts	Net Outlays	Outlays	Applicable Receipts	Net Outlays	Outlays	Applicable Receipts	Net Outlays
Department of the Treasury--Continued									
Internal Revenue Service--Continued									
Payment where credit exceeds liability for tax.....	\$1,434	\$1,434	\$5,932	\$5,932	\$4,716	\$4,716
Refunding internal revenue collections, interest.....	31,150	31,150	102,446	102,446	85,206	85,206
Internal revenue collections for Puerto Rico.....	32,721	32,721	74,865	74,865	56,271	56,271
Other.....	63	63	704	704
Total--Internal Revenue Service.....	221,148	\$26	221,122	745,749	\$231	745,518	675,707	\$72	675,634
United States Secret Service.....	13,114	13,114	39,876	39,876	36,478	36,478
Comptroller of the Currency.....	10,084	720	9,365	27,767	2,153	25,613	24,526	1,367	23,159
Interest on the public debt:									
Public issues (accrual basis).....	4,698,462	4,698,462	13,489,458	13,489,458	11,219,710	11,219,710
Special Issues (cash basis).....	5,105,656	5,105,656	6,298,005	6,298,005	4,885,654	4,885,654
Total--Interest on the public debt.....	9,804,118	9,804,118	19,787,463	19,787,463	16,105,364	16,105,364
Proprietary receipts from the public.....	214,945	-214,945	533,152	-533,152	389,469	-389,469
Receipts from off-budget Federal agencies.....	885,655	-885,655	1,524,021	-1,524,021	876,747	-876,747
Intrabudgetary transactions.....	-358,810	-358,810	-662,704	-662,704	-774,647	-774,647
Total--Department of the Treasury.....	9,860,909	1,101,346	8,759,562	22,099,713	2,059,558	20,040,155	18,678,997	1,267,658	17,411,339
Environmental Protection Agency:									
Agency and regional management.....	5,989	5,989	440	440	23,396	23,396
Research and development:									
Energy supply.....	9,249	9,249	52,346	52,346	68,060	68,060
Pollution control and abatement.....	932	932	1,114	1,114	5,050	5,050
Abatement and control.....	46,089	46,089	153,526	153,526	106,990	106,990
Enforcement.....	6,355	6,355	8,601	8,601	19,380	19,380
Construction grants.....	395,267	395,267	1,195,385	1,195,385	875,359	875,359
Other.....	25,094	25,094	50,725	50,725	2,457	103	2,354
Proprietary receipts from the public.....	6,328	-6,328	6,382	-6,382	146	-146
Total--Environmental Protection Agency.....	488,977	6,328	482,649	1,462,137	6,382	1,455,755	1,100,692	249	1,100,443
General Services Administration:									
Real Property Activities.....	89,098	89,098	-46,504	-46,504	-7,461	-7,461
Personal Property Activities.....	18,135	18,135	37,174	37,174	-4,860	-4,860
Records Activities.....	8,001	234	7,767	21,598	1,560	20,038	17,290	1,423	15,867
General activities.....	12,556	12,556	32,342	160	32,183	25,272	219	25,053
Other.....	21,130	21,130	25,771	25,771	25,143	25,143
Proprietary receipts from the public:									
Stockpile receipts.....	9,136	-9,136	22,016	-22,016	10,690	-10,690
Other.....	61,133	-61,133	84,109	-84,109	4,214	-4,214
Intrabudgetary transactions.....	8	8	-9,174	-9,174
Total--General Services Administration.....	148,921	70,503	78,417	70,389	107,844	-37,456	46,210	16,546	29,665
National Aeronautics and Space Administration:									
Research and Development.....	246,602	246,602	851,787	851,787	729,421	729,421
Construction of facilities.....	9,239	9,239	29,829	29,829	29,330	29,330
Research and program management.....	72,418	72,418	245,717	245,717	226,111	226,111
Other.....	1,274	1,274	4	4
Proprietary receipts from the public.....	153	-153	1,495	-1,495	1,097	-1,097
Total--National Aeronautics and Space Administration.....	328,258	153	328,105	1,128,607	1,495	1,127,112	984,865	1,097	983,768

TABLE III--BUDGET RECEIPTS AND OUTLAYS--Continued (In thousands)

Classification of OUTLAYS--Continued	This Month			Current Fiscal Year to Date			Comparable Period Prior Fiscal Year		
	Outlays	Applicable Receipts	Net Outlays	Outlays	Applicable Receipts	Net Outlays	Outlays	Applicable Receipts	Net Outlays
Veterans Administration:									
Public enterprise funds:									
Loan guaranty revolving fund.....	\$34,955	\$21,229	\$13,726	\$117,421	\$70,708	\$46,713	\$124,123	\$65,768	\$58,355
Direct loan revolving fund.....	6,678	8,850	-2,171	23,321	29,002	-5,681	24,140	31,917	-7,777
Veterans reopened insurance fund.....	2,012	18,446	-16,435	6,141	22,395	-16,254	5,217	20,644	-15,427
Education loan fund.....	498	115	383	1,599	323	1,276	2,427	122	2,305
Other.....	23,968	27,990	-4,022	62,900	66,855	-3,955	53,739	57,111	-3,373
Compensation and pensions.....	1,027,649	1,027,649	3,636,066	3,636,066	3,283,801	3,283,801
Readjustment benefits.....	230,808	230,808	829,421	829,421	984,903	984,903
Medical care.....	445,735	445,735	1,432,258	1,432,258	1,329,215	1,329,215
Medical and prosthetic research.....	10,520	10,520	34,894	34,894	30,668	30,668
General operating expenses.....	35,412	35,412	164,769	164,769	107,612	107,612
Construction projects.....	21,976	21,976	62,407	62,407	56,394	56,394
Insurance funds:									
National service life.....	64,752	64,752	197,079	197,079	181,934	181,934
Government life.....	5,029	5,029	15,097	15,097	17,263	17,263
Veterans special life.....	3,384	24,875	-21,491	10,519	32,978	-22,459	8,658	30,715	-22,057
Other.....	8,094	8,094	41,418	41,418	77,776	77,776
Proprietary receipts from the public:									
National service life.....	35,560	-35,560	107,119	-107,119	109,395	-109,395
Government life.....	315	-315	369	-369	1,080	-1,080
Other.....	7,634	-7,634	23,414	-23,414	12,924	-12,924
Intrabudgetary transactions.....	-227	-227	-1,211	-1,211	-581	-581
Total--Veterans Administration.....	1,921,243	145,013	1,776,230	6,634,100	353,164	6,280,936	6,287,289	329,676	5,957,612
Independent agencies:									
Action.....	16,911	21	16,890	54,223	56	54,167	54,456	-136	54,592
Arms Control and Disarmament Agency.....	1,142	1,142	3,010	3,010	2,700	2,700
Board for International Broadcasting.....	7,248	7,248	32,385	32,385	1,394	1,394
Civil Aeronautics Board.....	13,224	1	13,223	27,662	8	27,654	23,202	8	23,193
Commission on Civil Rights.....	1,300	1,300	2,864	2,864	2,234	2,234
Community Services Administration.....	139,913	40	139,874	265,957	57	265,900	154,825	18	154,807
Consumer Product Safety Commission.....	3,027	1	3,027	10,916	2	10,913	11,030	7	11,022
Corporation for Public Broadcasting.....	69,000	69,000	120,200	120,200
District of Columbia:									
Federal payment.....	195,366	195,366	222,575	222,575
Loans and repayable advances.....	20,000	20,000	20,000	20,000	25,416	22,346	3,070
Equal Employment Opportunity Commission.....	9,080	25	9,056	34,710	25	34,686	22,126	12	22,114
Export-Import Bank of the United States.....	467,404	189,074	278,329	968,161	587,548	380,612	549,926	527,677	22,249
Federal Communications Commission.....	5,459	1	5,458	17,217	5	17,212	17,176	6	17,170
Federal Deposit Insurance Corporation.....	44,351	53,797	-9,446	142,896	345,991	-203,094	137,921	315,470	-177,549
Federal Emergency Management Agency:									
National flood insurance development fund.....	30,968	30,968	170,988	9	170,978	66,945	29,041	37,903
Emergency planning, preparedness, and mobilization.....	10,203	10,203	14,494	14,494	14,813	14,813
Hazard mitigation and disaster assistance.....	15,902	15,902	28,443	28,443	1,889	1,889
Federal Home Loan Bank Board:									
Public enterprise funds:									
Federal Home Loan Bank Board revolving fund.....	1,768	1,768	(*)	5,056	5,597	-542	12,761	13,068	-307
Federal Savings and Loan Insurance Corp. fund.....	17,491	59,398	-41,906	58,848	203,281	-144,433	6,275	145,690	-139,415
Interest adjustment payments.....	12	12
Federal Trade Commission.....	5,707	3	5,704	16,928	7	16,921	14,897	-591	15,488
Intergovernmental Agencies:									
Washington Metropolitan Area Transit Authority.....	7,089	7,089	21,122	21,122	28,662	28,662
Other.....	-291	208	-499	70	625	-555	1,994	450	1,544

See footnotes on page 3.

TABLE III--BUDGET RECEIPTS AND OUTLAYS--Continued (In thousands)

Classification of OUTLAYS--Continued	This Month			Current Fiscal Year to Date			Comparable Period Prior Fiscal Year		
	Outlays	Applicable Receipts	Net Outlays	Outlays	Applicable Receipts	Net Outlays	Outlays	Applicable Receipts	Net Outlays
Independent agencies--Continued									
International Communications Agency.....	\$32,119	\$563	\$31,555	\$103,532	-\$494	\$104,026	\$93,986	-\$139	\$94,125
Interstate Commerce Commission.....	12,113	8	12,105	60,129	17	60,112	15,828	6,264	9,564
Legal Services Corporation.....	38,056	38,056	87,189	87,189	72,489	72,489
Merit Systems Protection Board.....	180	(*)	180	860	(*)	859
National Credit Union Administration.....	58,009	16,088	41,922	83,281	36,579	46,703	10,450	6,717	3,733
National Foundation on the Arts and Humanities:									
National Endowment for the Arts.....	10,256	(*)	10,256	32,789	1	32,788	26,824	1	26,823
National Endowment for the Humanities.....	12,332	12,332	39,780	39,780	28,548	28,548
National Labor Relations Board.....	5,746	7	5,739	26,607	22	26,585	25,186	27	25,159
National Science Foundation.....	61,885	11	61,874	191,883	47	191,836	202,081	104	201,977
National Transportation Safety Board.....	1,436	(*)	1,437	4,492	2	4,490	3,779	4	3,776
Nuclear Regulatory Commission.....	35,836	2	35,834	80,915	5	80,910	65,930	5	65,925
Office of Personnel Management:									
Salaries and expenses.....	10,676	10,676	44,333	44,333	31,306	31,306
Government payment for annuitants, employees health benefits.....	47,960	47,960	143,610	143,610	86,629	86,629
Payment to civil service retirement and disability fund.....	81	81	243	243	270	270
Civil service retirement and disability fund.....	1,163,422	1,163,422	3,491,052	3,491,052	2,981,650	2,981,650
Employees health benefits fund.....	339,278	261,014	78,264	866,936	783,370	83,566	821,599	737,533	84,065
Employees life insurance fund.....	41,331	46,264	-4,933	129,891	197,532	-67,641	138,486	190,605	-52,119
Retired employees health benefits fund.....	709	683	26	2,188	1,904	285	4,086	2,005	2,081
Other.....	621	621	1,851	1,851	4,122	4,122
Proprietary receipts from the public.....	4	-4	24	-24	371	-371
Intrabudgetary transactions:									
Civil service retirement and disability fund:									
Receipts transferred to Foreign Service retire- ment and disability fund.....	-1,001	-1,001	-2,050	-2,050	-2,598	-2,598
General fund contributions.....	-81	-81	-243	-243	-270	-270
Other.....	-1,560	-1,560	-4,824	-4,824	-4,170	-4,170
Total--Office of Personnel Management.....	1,601,436	307,965	1,293,471	4,672,988	982,829	3,690,159	4,061,109	930,514	3,130,595
Panama Canal Commission.....	23,275	27,060	-3,784	-2,385	86,373	-88,758
Postal Service (payment to the Postal Service fund).....	1,676,810	1,676,810	1,785,176	1,785,176
Railroad Retirement Board:									
Payments to Railroad Retirement Trust Fund.....	313,000	313,000
Regional rail transportation protective account.....	4,965	4,965	14,637	14,637	13,296	13,296
Railroad retirement accounts:									
Benefits payments and claims.....	376,786	376,786	1,133,560	1,133,560	1,030,531	1,030,531
Advances to the railroad retirement account from the FOASI trust fund.....	-22,749	-22,749	-67,965	-67,965	-56,761	-56,761
Advances to the railroad retirement account from the FDI trust fund.....	-2,985	-2,985	-9,170	-9,170	-4,041	-4,041
Disbursements for the payment of FOASI benefits.....	22,658	22,658	66,204	66,204	54,151	54,151
Disbursements for the payment of FDI benefits.....	2,951	2,951	9,033	9,033	8,018	8,018
Administrative expenses.....	2,883	2,883	8,483	8,483	6,873	6,873
Interest on refunds of taxes.....	2	2	4	4	9	9
Proprietary receipts from the public.....	(*)	(*)	24	-24	(*)	(*)
Intrabudgetary transactions:									
Railroad retirement account:									
Payment to railroad retirement trust funds.....	-313,000	-313,000
Interest transferred to federal hospital insurance trust fund.....
Interest on advances to railroad unemployment insurance account.....	-337	-337
Total--Railroad Retirement Board.....	384,511	(*)	384,511	1,154,785	24	1,154,761	1,051,739	(*)	1,051,739

See footnotes on page 3.

TABLE III--BUDGET RECEIPTS AND OUTLAYS--Continued (In thousands)

Classification of OUTLAYS--Continued	This Month			Current Fiscal Year to Date			Comparable Period Prior Fiscal Year		
	Outlays	Applicable Receipts	Net Outlays	Outlays	Applicable Receipts	Net Outlays	Outlays	Applicable Receipts	Net Outlays
Independent agencies--Continued									
Securities and Exchange Commission	\$5,179	\$1	\$5,179	\$18,492	\$3	\$18,489	\$17,368	\$6	\$17,362
Small Business Administration:									
Public enterprise funds:									
Business loan and investment fund.....	55,501	39,085	16,415	458,314	114,623	343,691	372,772	109,902	262,870
Disaster loan fund	60,655	88,145	-27,491	213,751	161,342	52,409	434,267	130,272	303,995
Surety bond guarantees revolving fund.....	1,612	925	687	6,006	2,723	3,283	8,447	2,776	5,671
Other.....	88	756	-668	1,852	1,093	759	731	596	136
Salaries and expenses.....	15,318	15,318	53,791	53,791	45,377	45,377
Proprietary receipts from the public.....	7	-7	11	-11	7	-7
Other.....	212	212	575	575
Total--Small Business Administration	133,387	128,919	4,468	734,290	279,792	454,498	861,594	243,553	618,040
Smithsonian Institution	7,953	(*)	7,953	27,936	13	27,923	30,498	14	30,484
Tennessee Valley Authority.....	439,442	286,719	152,724	1,411,026	1,258,825	152,201	1,101,550	655,329	446,221
United States Railway Association:									
Administrative expenses.....	3,200	3,200	8,880	8,880	7,255	7,255
Purchases of Conrail Securities.....	56,000	56,000	180,700	180,700	160,300	160,300
Other independent agencies	16,863	2,009	14,855	57,098	4,278	52,820	38,040	3,844	34,196
Total--Independent agencies	3,757,114	1,073,689	2,683,425	12,812,392	3,811,527	9,000,864	11,153,160	2,899,310	8,253,850
Undistributed offsetting receipts:									
Federal employer contributions to retirement and social insurance funds:									
Legislative Branch:									
United States Tax Court:									
Tax court judges survivors annuity fund.....	-40	-40	-30	-30
The Judiciary:									
Judicial survivors annuity fund.....	-262	-262	-520	-520	-252	-252
Department of Health, Education, and Welfare:									
Federal old-age and survivors insurance trust fund.	-78,000	-78,000	-233,000	-233,000	-214,000	-214,000
Federal disability insurance trust fund.....	-13,000	-13,000	-40,000	-40,000	-39,000	-39,000
Federal hospital insurance trust fund	-19,000	-19,000	-56,000	-56,000	-50,000	-50,000
Department of State:									
Foreign Service retirement and disability fund.....	-1,973	-1,973	-5,715	-5,715	-3,691	-3,691
Independent agencies:									
Office of Personnel Management:									
Civil Service retirement and disability fund.....	-217,052	-217,052	-746,528	-746,528	-602,198	-602,198
Receipts from off-budget Federal agencies:									
Independent agencies:									
Office of Personnel Management:									
Civil Service retirement and disability fund ...	-59,069	-59,069	-176,651	-176,651	-161,747	-161,747
Subtotal.....	-388,357	-388,357	-1,258,454	-1,258,454	-1,070,918	-1,070,918

See footnotes notes on page 3.

TABLE III--BUDGET RECEIPTS AND OUTLAYS--Continued (In thousands)

Classification of OUTLAYS--Continued	This Month			Current Fiscal Year to Date			Comparable Period Prior Fiscal Year		
	Outlays	Applicable Receipts	Net Outlays	Outlays	Applicable Receipts	Net Outlays	Outlays	Applicable Receipts	Net Outlays
Undistributed offsetting receipts--Continued									
Interest credited to certain Government Accounts:									
The Judiciary:									
Judicial survivors annuity fund.....									
Department of Defense:									
Civil:									
Soldiers' and Airmen's Home permanent fund....									
Department of Health, Education, and Welfare:									
Federal old-age and survivors insurance trust fund	-591,640		-591,640	-745,904		-745,904	-868,755		-868,755
Federal disability insurance trust fund.....	-161,125		-161,125	-175,984		-175,984	-122,737		-122,737
Federal hospital insurance trust fund.....	-469,276		-469,276	-484,170		-484,170	-411,104		-411,104
Federal supplementary medical insurance trust fund	-188,642		-188,642	-196,727		-196,727	-155,625		-155,625
Department of Labor:									
Unemployment trust fund.....	-370,986		-370,986	-404,752		-404,752	-214,174		-214,174
Black Lung Disability Trust Fund.....							-126		-126
Department of State:									
Foreign Service retirement and disability fund....	-18,511		-18,511	-18,968		-18,968	-13,771		-13,771
Department of Transportation:									
Airport and airway trust fund.....	-177,632		-177,632	-181,445		-181,445	-127,482		-127,482
Highway trust fund.....	-444,653		-444,653	-491,547		-491,547	-386,343		-386,343
Veterans Administration:									
Government life insurance fund.....	-16,258		-16,258	-16,460		-16,460	-17,226		-17,226
National service life insurance fund.....	-282,198		-282,198	-283,597		-283,597	-256,283		-256,283
Independent Agencies:									
Office of Personnel Management:									
Civil Service retirement and disability fund....	-2,178,993		-2,178,993	-2,273,819		-2,273,819	-1,871,961		-1,871,961
Railroad Retirement Board:									
Railroad retirement account.....	-13,958		-13,958	-283,253		-283,253	-103,381		-103,381
Other.....	-361		-361	-2,511		-2,511	-1,757		-1,757
Subtotal.....	-4,916,281		-4,916,281	-5,561,440		-5,561,440	-4,552,891		-4,552,891
Rents and royalties on the outer continental shelf land..		\$1,574,087	-1,574,087		\$1,832,878	-1,832,878		\$355,043	-355,043
Total--Undistributed offsetting receipts.....	-5,304,638	1,574,087	-6,878,725	-6,819,894	1,832,878	-8,652,772	-5,623,809	355,043	-5,978,852
Total outlays.....	51,076,942	7,066,543	44,010,400	156,480,425	17,821,163	138,659,261	137,805,661	14,363,495	123,442,166
TOTAL BUDGET			(Net Totals)			(Net Totals)			(Net Totals)
Receipts.....			42,616,930			114,035,795			99,449,915
Outlays (-).....			-44,010,400			-138,659,261			-123,442,166
Budget surplus (+) or deficit (-).....			-1,393,470			-24,623,466			-23,992,251

MEMORANDUM

Receipts offset against outlays (In thousands)

	Current Fiscal Year to Date	Comparable Period Prior Fiscal Year
Proprietary receipts from the public.....	\$5,789,810	\$5,156,212
Receipts from off-budget Federal agencies.....	1,524,021	876,747
Intrabudgetary transactions.....	16,983,480	16,324,804
Total receipts offset against outlays.....	24,297,311	22,357,762

TABLE IV--MEANS OF FINANCING (In thousands)

Classification (Assets and Liabilities Directly Related to the Budget)	Net Transactions (-) denotes net reduction of either liability or assets accounts			Account Balances Current Fiscal Year		
	This Month	Fiscal Year to Date		Beginning of		Close of This Month
		This Year	Prior Year	This Year	This Month	
LIABILITY ACCOUNTS						
Borrowing from the public:						
Public debt securities, issued under general financial authorities:						
Obligations of the United States, issued by:						
United States Treasury	\$11,283,253	\$18,596,864	\$17,662,045	\$826,519,087	\$833,832,698	\$845,115,951
Federal Financing Bank				10	10	10
Total public debt securities	11,283,253	18,596,864	17,662,045	826,519,097	833,832,708	845,115,961
Agency securities, issued under special financing authorities (See Schedule B. For other agency borrowing, see Schedule C.)	-64,380	-163,895	-393,158	7,231,770	7,132,255	7,067,875
Total federal securities	11,218,873	18,432,969	17,268,887	833,750,867	840,964,963	852,183,835
Deduct:						
Federal securities held as investments of government accounts (See Schedule D.)	12,274	-538,255	2,015,825	189,161,534	188,611,005	188,623,279
Total borrowing from the public	11,206,599	18,971,224	15,253,063	644,589,333	652,353,958	663,560,557
Accrued interest payable to the public	912,145	-664,001	998,898	8,154,582	6,578,436	7,490,581
Deposit funds:						
Allocations of special drawing rights	29,402	-1,347	49,825	4,174,771	4,144,021	4,173,423
Other	526,736	-972,034	-92,219	4,342,031	2,843,261	3,369,997
Miscellaneous liability accounts (Includes checks outstanding etc.)	471,870	84,119	689,457	8,646,702	8,258,951	8,730,820
Total liability accounts	13,146,752	17,417,959	16,899,024	669,907,419	674,178,626	687,325,378
ASSET ACCOUNTS (Deduct)						
Cash and monetary assets:						
U. S. Treasury operating cash:						
Federal Reserve account	1,484,855	-2,413,971	-12,450,878	6,489,007	2,590,181	4,075,036
Tax and loan note accounts	8,848,751	-5,837,676	6,298,510	17,686,990	3,000,562	11,849,314
Balance	10,333,606	-8,251,647	-6,152,368	24,175,997	5,590,744	15,924,350
Special drawing rights:						
Total holdings	19,193	-880	-1,383,197	2,725,228	2,705,155	2,724,348
SDR certificates issued to Federal Reserve Banks				-1,800,000	-1,800,000	-1,800,000
Balance	19,193	-880	-1,383,197	925,228	905,155	924,348
Gold tranche drawing rights:						
U. S. subscription to International Monetary Fund:						
Direct quota payments				8,810,156	8,810,156	8,810,156
Maintenance of value adjustments	78,005	141,373	182,557	2,120,603	2,183,972	2,261,977
Other demand liabilities issued to IMF	-86,000	-38,700	-2,550,000	-9,423,243	-9,375,943	-9,461,943
Receivable/Payable (-) for U. S. currency valuation adjustment	-69,488	-125,169	-89,577	-208,178	-263,859	-333,347
Balance	-77,483	-22,496	-2,457,020	1,299,338	1,354,326	1,276,842
Loans to International Monetary Fund			-706,304			
Other cash and monetary assets	102,488	-99,779	2,454,020	5,690,273	5,488,005	5,590,493
Total cash and monetary assets	10,377,805	-8,374,801	-8,244,869	32,090,836	13,338,229	23,716,034
Miscellaneous asset accounts	854,082	1,382,231	1,534,044	6,110,205	6,638,355	7,492,437
Total asset accounts	11,231,887	-6,992,570	-6,710,825	38,201,041	19,976,584	31,208,471
Excess of liabilities (+) or assets (-)	+1,914,865	+24,410,530	+23,609,849	+631,706,378	+654,202,043	+656,116,907
Transactions not applied to current year's surplus or deficit (See Schedule A for details)	-521,395	212,936	382,402		734,331	212,936
Total budget financing [Financing of deficit (+) or disposition of surplus (-)]	+1,393,470	+24,623,466	+23,992,251	+631,706,378	+654,936,374	+656,329,844

Classification	This Month	Fiscal Year to Date	
		This Year	Prior Year
Excess of liabilities beginning of period: Based on composition of unified budget in preceding period. Adjustments during current fiscal year for changes in composition of unified budget:	\$654,202,043	\$631,706,378	\$595,528,323
Excess of liabilities beginning of period (current basis).....	654,202,043	631,706,378	595,528,323
Budget surplus (-) or deficit: Based on composition of unified budget in prior fiscal year. Changes in composition of unified budget	1,393,470	23,606,719	23,767,456
Profit on sale of gold reclassified from budgetary to off-budget account	926,747	224,795
Budget surplus (-) or deficit (Table III)	1,393,470	24,623,466	23,992,251
Transactions not applied to current year's surplus or deficit:			
Seigniorage	-74,346	-231,240	-112,254
Increment on gold
Profit on sale of gold	-926,747	-224,795
Net gain (-)/loss for U. S. currency valuation adjustment...	-8,517	-16,204	-92,980
Net gain (-)/loss for IMF loan valuation adjustment	-78,532
Off-budget Federal Agencies:			
Federal Financing Bank	734,897	2,808,851	2,449,303
Pension Benefit Guaranty Fund.....	2,565	2,671	2,859
Postal Service.....	-189,446	-2,002,440	-2,472,840
Rural electrification and telephone revolving fund	47,582	134,617	128,067
Rural Telephone Bank	8,659	17,557	18,769
Total--transactions not applied to current year's surplus or deficit	521,395	-212,936	-382,402
Excess of liabilities close of period	656,116,907	656,116,907	619,138,172

See footnotes on page 3.

TABLE IV--SCHEDULE B--AGENCY SECURITIES, ISSUED UNDER SPECIAL FINANCING AUTHORITIES (In thousands)

Classification	Net Transactions (-) denotes net reduction of liability accounts			Account Balances Current Fiscal Year		
	This Month	Fiscal Year to Date		Beginning of		Close of This Month
		This Year	Prior Year	This Year	This Month	
Agency securities, issued under special financing authorities:						
Obligations of the United States, issued by:						
Export-Import Bank	-\$21,563	-\$95,695	-\$327,516	\$933,456	\$859,325	\$837,761
Obligations guaranteed by the United States, issued by:						
Department of Defense:						
Family Housing Mortgages	-9,504	-28,550	-28,339	766,706	747,660	738,156
Department of Housing and Urban Development:						
Federal Housing Administration	-8,294	-14,595	-12,249	551,184	544,884	536,589
Department of Transportation:						
Coast Guard:						
Family Housing Mortgages	-18	-55	-53	1,423	1,387	1,368
Obligations not guaranteed by the United States, issued by:						
Department of Housing and Urban Development:						
Government National Mortgage Association.....	-25,000	-25,000	-25,000	3,004,000	3,004,000	2,979,000
Independent Agencies:						
Postal Service.....	250,000	250,000	250,000
Tennessee Valley Authority.....	1,725,000	1,725,000	1,725,000
Total agency securities	-64,380	-163,895	-393,158	7,231,770	7,132,255	7,067,875

ISSUE OF PUBLIC DEBT SECURITIES (In thousands)

Classification	Transactions			Account Balances Current Fiscal Year		
	This Month	Fiscal Year to Date		Beginning of		Close of This Month
		This Year	Comparable Prior Year	This Year	This Month	
Borrowing from the Treasury:						
Commodity Credit Corporation.....	-3,267,931	-2,214,700	\$1,419,659	\$13,926,516	\$14,979,747	\$11,711,816
D. C. Commissioners: Stadium sinking fund, Armory Board, D. C.			-1,247	832	832	832
Export-Import Bank of United States.....	-63,700	112,700	47,100	50,000	226,400	162,700
Federal Emergency Management Agency:						
National flood insurance fund.....	47,000	167,001	18,260	445,555	565,556	612,556
Federal Financing Bank.....	1,101,146	3,171,435	3,220,964	^R 64,211,034	66,281,323	67,382,469
Federal Home Loan Bank Board.....						
Federal Housing Administration:						
General insurance.....				2,156,655	2,156,655	2,156,655
Special risk insurance.....				1,812,166	1,812,166	1,812,166
General Services Administration:						
Pennsylvania Avenue Development Corporation.....			-4,642	33,938	33,938	33,938
Government National Mortgage Association:						
Emergency home purchase assistance fund.....	122,140	412,110	35,273	1,351,400	1,641,370	1,763,510
Management and liquidating functions.....				14,000	14,000	14,000
Special assistance functions.....		-11,500	-70,420	4,221,417	4,209,917	4,209,917
International Communication Agency.....				22,114	22,114	22,114
Rural Electrification Administration.....	37,814	159,188	162,749	7,864,742	7,986,116	8,023,930
Rural Telephone Bank.....				394,868	394,868	394,868
Saint Lawrence Seaway Development Corporation.....	-2,000	-2,000	-2,500	112,976	112,976	110,976
Secretary of Agriculture, Farmers Home Administration:						
Rural housing insurance fund.....				1,005,718	1,005,718	1,005,718
Agricultural credit insurance fund.....				1,850,000	1,850,000	1,850,000
Rural development insurance fund.....		10,000		515,000	525,000	525,000
Secretary of Energy:						
Bonneville Power Administration.....				410,000	410,000	410,000
Secretary of Housing and Urban Development Department:						
College housing loans.....				2,687,325	2,687,325	2,687,325
Housing for the Elderly and Handicapped.....	40,000	150,000	105,000	520,170	630,170	670,170
Low-Rent Public Housing.....	-850,000				850,000	
National flood insurance fund.....						
New communities guaranty:						
Title IV.....		3,225		3,762	6,987	6,987
Title VII.....		11,896	5,804	240,849	252,745	252,745
Urban renewal fund.....		-50,000		300,000	250,000	250,000
Secretary of the Interior:						
Bureau of Mines, helium fund.....				251,650	251,650	251,650
Secretary of Transportation:						
Rail Service Assistance.....				100	100	100
Regional Rail Reorganization.....				2,704	2,704	2,704
Smithsonian Institution:						
John F. Kennedy Center parking facilities.....				20,400	20,400	20,400
Tennessee Valley Authority.....				150,000	150,000	150,000
Veterans Administration:						
Veterans direct loan program.....				1,730,078	1,730,078	1,730,078
Total Borrowing from the Treasury.....	-2,835,531	1,919,355	4,936,000	106,305,969	111,060,855	108,225,324
Borrowing from the Federal Financing Bank:						
Export-Import Bank of the United States.....	399,800	399,800	330,000	7,952,887	7,952,887	8,352,687
National Credit Union Administration.....		38,069			38,069	38,069
Postal Service.....				1,587,000	1,587,000	1,587,000
Tennessee Valley Authority.....	172,000	147,000	415,000	7,125,000	7,100,000	7,272,000
Total Borrowing from the Federal Financing Bank.....	571,800	584,869	745,000	16,664,887	16,677,956	17,249,756
Total Agency Borrowing financed through issues of Public Debt Securities.....	-2,263,731	2,504,224	5,681,000	122,970,856	127,738,811	125,475,080

Note: Includes only amounts loaned to Federal Agencies in lieu of Agency Debt issuance and excludes Federal Financing Bank purchase of loans made or guaranteed by Federal Agencies. The Federal Financing Bank borrows from Treasury and issues its own securities and in turn may loan these funds to Agencies in lieu of Agencies borrowing directly through Treasury or issuing their own securities.

R = Revised

**TABLE IV--SCHEDULE D--INVESTMENTS OF GOVERNMENT ACCOUNTS
IN FEDERAL SECURITIES (In thousands)**

Classification	Net Purchases or Sales (-)			Securities Held as Investments Current Fiscal Year		
	This Month	Fiscal Year to Date		Beginning of		Close of This Month
		This Year	Prior Year	This Year	This Month	
Federal Funds:						
Department of Agriculture:						
Agency securities.....			-\$6,000	\$17,215	\$17,215	\$17,215
Department of Commerce.....	\$4,845	\$13,065	6,140	104,021	112,241	117,086
Department of Housing and Urban Development:						
Federal Housing Administration:						
Federal housing administration fund:						
Public debt securities.....	-3,680	-48,354	15,605	1,992,302	1,947,628	1,943,948
Agency securities.....	-64	-1,200	-1,377	187,263	186,126	186,062
Government National Mortgage Association:						
Emergency mortgage purchase assistance:						
Agency securities.....		2,037		4,570	6,607	6,607
Special assistance function fund:						
Agency securities.....	-1,524	-3,042	-1,846	96,613	95,096	93,571
Management and liquidating functions fund:						
Agency securities.....	-262	-810	-710	28,592	28,044	27,782
Guarantees of Mortgage-Backed Securities:						
Public debt securities.....	1,424	16,783	13,804	121,889	137,248	138,672
Agency securities.....	53	500	-623	38,208	38,655	38,709
Participation sales fund:						
Public debt securities.....	-11,008	29,039	39,937	1,379,173	1,419,220	1,408,212
Agency securities.....				12,380	12,380	12,380
Housing Management:						
Community disposal operations fund:						
Agency securities.....				388	388	388
Department of Transportation.....	2,120	2,725		18,800	19,405	21,525
Department of the Treasury.....	-98,531	110,329	1,427,091	4,266,116	4,474,976	4,376,445
Veterans Administration:						
Veterans reopened insurance fund.....	17,105	16,779	14,913	437,950	437,624	454,729
Independent Agencies:						
Emergency Loan Guarantee Board.....						
Export-Import Bank of the United States.....			-7,700			
Federal Emergency Management Agency:						
National insurance development fund.....				62,037	62,037	62,037
Federal Savings and Loan Insurance Corporation:						
Public debt securities.....	41,914	144,405	139,414	5,482,967	5,585,458	5,627,372
Agency securities.....	-300	-300		78,215	78,215	77,915
National Credit Union Administration.....	-1,585	-1,190	-5,270	128,284	128,679	127,094
Other.....	-15,173	-5,583	14,320	444,130	453,720	438,547
Total public debt securities.....	-62,569	277,998	1,658,254	14,437,669	14,778,237	14,715,667
Total agency securities.....	-2,097	-2,815	-10,556	463,443	462,725	460,628
Total Federal funds.....	-64,666	275,184	1,647,698	14,901,112	15,240,961	15,176,295
Trust Funds:						
Legislative Branch:						
United States Tax Court.....		40	45	716	756	756
Library of Congress.....		105	80	1,595	1,700	1,700
The Judiciary:						
Judicial Survivors Annuity Fund.....	315	712	1,781	51,145	51,542	51,857
Department of Agriculture.....			55	150	150	150
Department of Commerce.....	-5	-5	-25	35	35	30
Department of Defense.....	10	13	55	3,224	3,227	3,237
Department of Health, Education, and Welfare:						
Federal old-age and survivors insurance trust fund:						
Public debt securities.....	-1,896,561	-2,669,589	-3,421,640	26,773,347	26,000,319	24,103,758
Agency securities.....				555,000	555,000	555,000
Federal disability insurance trust fund.....	289,871	40,503	-145,002	5,582,621	5,333,253	5,623,124
Federal hospital insurance trust fund:						
Public debt securities.....	445,893	-56,094	-330,922	13,113,539	12,611,552	13,057,445
Agency securities.....				50,000	50,000	50,000
Federal supplementary medical insurance trust fund.....	56,635	-88,991	322,470	4,974,022	4,828,396	4,885,031
Other.....		400	200	2,620	3,020	3,020

TABLE IV--SCHEDULE D--INVESTMENTS OF GOVERNMENT ACCOUNTS
IN FEDERAL SECURITIES (In thousands)--Continued

Classification	Net Purchases or Sales (-)			Securities Held as Investments Current Fiscal Year		
	This Month	Fiscal Year to Date		Beginning of		Close of This Month
		This Year	Prior Year	This Year	This Month	
Trust Funds--Continued						
Department of the Interior	\$10,755	\$47,645	\$3,870	\$11,601	\$48,491	\$59,246
Department of Labor:						
Unemployment trust fund	-1,085,804	-814,276	477,336	13,793,113	14,064,641	12,978,837
Other	22,580	4,106	4,106	4,106
Department of State:						
Foreign service retirement and disability fund	10,091	37,896	63,222	492,628	520,433	530,524
Other	-225	1,140	1,140	1,140
Department of Transportation:						
Airport and airway trust fund	241,848	401,891	269,487	4,377,426	4,537,469	4,779,317
Highway trust fund	142,218	-372,814	231,815	12,468,657	11,953,625	12,095,843
Other	20	20	20
Department of the Treasury	-8,500	-26,300	-23,245	64,825	47,025	38,525
General Services Administration	210	210	495	4,510	4,510	4,720
Veterans Administration:						
Government life insurance fund	7,259	-2,535	233	462,557	452,763	460,022
National service life insurance fund:						
Public debt securities	237,202	177,185	190,374	7,824,952	7,764,935	8,002,137
Agency securities	135,000	135,000	135,000
Veterans special life insurance fund	17,541	18,443	21,191	621,135	622,037	639,578
General Post Fund National Homes	2,365	2,365	2,365
Independent Agencies:						
Office of Personnel Management:						
Civil service retirement and disability fund:						
Public debt securities	1,554,120	562,828	542,984	63,734,226	62,742,934	64,297,054
Agency securities	275,000	275,000	275,000
Employees health benefits fund	-77,959	-46,813	-83,569	590,095	621,241	543,282
Employees life insurance fund	5,007	78,275	52,115	3,315,132	3,388,400	3,393,407
Retired employees health benefits fund	-550	-2,280	3,079	2,529	2,529
Federal Deposit Insurance Corporation	7,942	203,010	179,143	9,252,006	9,447,074	9,455,016
Japan-United States Friendship Commission	-421	18,655	18,655	18,655
Harry S. Truman Memorial Scholarship Trust Fund	10	830	860	34,854	35,674	35,684
Railroad Retirement Board	142,367	50,467	-3,155	3,054,496	2,962,596	3,104,963
Total public debt securities	100,465	-2,457,514	-1,630,093	170,634,591	168,076,612	168,177,077
Total agency securities	1,015,000	1,015,000	1,015,000
Total trust funds	100,465	-2,457,514	-1,630,093	171,649,591	169,091,612	169,192,077
Off-budget Federal agencies:						
Federal Financing Bank	-244,825	-221,175	22,990	226,300	249,950	5,125
Pension Benefit Guaranty Corporation	-2,600	-2,450	-2,850	141,925	142,075	139,475
Postal Service	223,900	1,867,800	1,978,200	2,238,716	3,882,616	4,106,516
Rural electrification and telephone revolving fund	-100	-120	3,891	3,791	3,791
Total public debt securities	-23,525	1,644,075	1,998,220	2,610,832	4,278,432	4,254,907
Total Off-budget Federal agencies	-23,525	1,644,075	1,998,220	2,610,832	4,278,432	4,254,907
Grand Total	12,274	-538,255	2,015,825	189,161,534	188,611,005	188,623,279

Note: Investments are in Public Debt Securities unless otherwise noted.

TABLE V--COMPARATIVE STATEMENT OF BUDGET RECEIPTS AND OUTLAYS
BY MONTHS OF CURRENT FISCAL YEAR (In millions)

Classification	Oct.	Nov.	Dec.	Jan.	Feb.	March	April	May	June	July	Aug.	Sept.	Fiscal Year To Date	Com-parable Period Prior F. Y.
NET RECEIPTS														
Individual income taxes.....	\$18,682	\$18,972	\$20,192										\$57,846	\$48,596
Corporation income taxes.....	1,476	1,160	10,206										12,842	13,118
Social insurance taxes and contributions:														
Employment taxes and contributions.....	8,013	12,259	7,963										28,235	23,416
Unemployment insurance....	840	1,650	204										2,695	2,558
Contributions for other insurance and retirement...	530	524	507										1,561	1,470
Excise taxes.....	1,547	1,653	1,658										4,858	4,944
Estate and gift taxes.....	526	518	425										1,470	1,323
Customs duties.....	646	605	595										1,846	1,861
Miscellaneous receipts.....	838	977	866										2,682	2,163
Total--receipts this year.....	33,099	38,320	42,617										114,036
Total--receipts prior year....	28,745	33,227	37,477										99,450
NET OUTLAYS														
Legislative Branch.....	89	97	105										291	268
The Judiciary.....	56	37	38										131	80
Executive Office of the President.....	7	6	9										22	16
Funds Appropriated to the President:														
International security assistance.....	706	862	442										2,010	-374
International development assistance.....	97	93	44										234	491
Other.....	75	-107	-24										-56	259
Department of Agriculture:														
Foreign assistance, special export programs and Commodity Credit Corporation.....	404	727	790										1,921	3,634
Other.....	1,307	1,143	2,080										4,530	3,575
Department of Commerce.....	346	265	268										878	1,381
Department of Defense:														
Military:														
Department of the Army...	2,591	2,655	2,551										7,798	6,921
Department of the Navy...	3,111	3,191	3,428										9,730	9,213
Department of Air Force..	2,859	3,181	2,853										8,894	7,765
Defense agencies.....	1,619	1,536	1,510										4,665	3,858
Total Military.....	10,180	10,563	10,343										31,087	27,757
Civil.....	348	300	278										926	756
Department of Energy.....	496	791	793										2,080	1,831
Department of Health, Education, and Welfare:														
Human Development Services.....	522	494	523										1,539	1,454
Health Care Financing Administration:														
Grants to States for Medicaid.....	1,211	1,077	1,158										3,446	2,969
Federal Hospital Ins. Trust Fund.....	1,875	1,836	1,759										5,470	4,740
Federal Supp. Med. Ins. Trust Fund.....	878	829	827										2,533	2,082
Other.....	428	567	703										1,698	1,895
Social Security Adm.: Assis. Pmts. Program....	585	564	611										1,760	1,739
Federal Old-Age and Survivors Insurance Trust Fund.....	8,085	8,082	8,085										24,252	21,247
Federal Disability Ins. Trust Fund.....	1,200	1,226	1,221										3,647	3,405
Other.....	651	1,002	1,426										3,079	2,531
Other.....	954	1,088	187										2,229	1,568

TABLE V--COMPARATIVE STATEMENT OF BUDGET RECEIPTS AND OUTLAYS

BY MONTHS OF CURRENT FISCAL YEAR (In millions)--Continued

Classification	Oct.	Nov.	Dec.	Jan.	Feb.	March	April	May	June	July	Aug.	Sept.	Fiscal Year To Date	Comparable Period Prior F. Y.
OUTLAYS--Continued														
Department of Housing and Urban Development	\$1,163	\$1,535	\$367										\$3,065	\$2,080
Department of the Interior	332	23	644										999	794
Department of Justice	255	229	190										674	641
Department of Labor:														
Unemployment trust fund	736	834	1,001										2,571	2,018
Other	965	862	1,068										2,896	2,395
Department of State	255	138	139										533	319
Department of Transportation:														
Highway trust fund	986	762	794										2,542	1,930
Other	760	786	913										2,458	2,202
Department of the Treasury:														
Interest on the public debt.....	4,653	5,330	9,804										19,787	16,105
General revenue sharing.....	1,715	1	(**)										1,716	1,707
Other	-132	-286	-1,045										-1,464	-401
Environmental Protection Agency.....	521	452	483										1,456	1,100
General Services Administration	-166	50	78										-37	30
National Aeronautics and Space Administration.....	384	415	328										1,127	984
Veterans Administration:														
Compensation and pensions.....	889	1,719	1,028										3,636	3,284
National service life.....	36	24	29										90	73
Government service life	6	4	5										15	16
Other	875	951	715										2,540	2,585
Independent agencies:														
Office of Personnel Management	1,223	1,174	1,293										3,690	3,131
Postal Service.....	1,677										1,677	1,785
Small Business Administration .	93	357	4										454	618
Tennessee Valley Authority	-209	208	153										152	446
Other ind. agencies	1,011	784	1,233										3,027	2,274
Undistributed offsetting receipts:														
Federal employer contributions to retirement fund	-470	-400	-388										-1,258	-1,071
Interest credited to certain accounts	-114	-531	-4,916										-5,561	-4,553
Rents and Royalties on Outer Continental Shelf Lands.....	-138	-121	-1,574										-1,833	-355
Total outlays--this year	47,807	46,841	44,010										138,659
Total outlays--prior year	42,745	39,188	41,510										123,442
Surplus (+) or deficit (-) this year	-14,708	-8,522	-1,393										-24,623
Surplus (+) or deficit (-) prior year	-13,999	-5,961	-4,032										-23,993

Classification	Current Month			Fiscal Year to Date			Securities held as Investments Current Fiscal Year		
	Receipts	Outlays	Excess	Receipts	Outlays	Excess	Beginning of		Close of This Month
							This Year	This Month	
Trust receipts, outlays, and investments held:									
Airport and airway.....	\$151	-\$92	\$244	\$443	\$49	\$394	\$4,377	\$4,537	\$4,779
Black lung disability trust fund.....	23	8	15	85	80	4	4	4	4
Federal Deposit Insurance Corp.....	-9	9	-203	203	9,252	9,447	9,455
Federal disability insurance.....	1,222	929	293	3,320	3,314	6	5,583	5,333	5,623
Federal employees life and health benefits.....	73	-73	16	-16	3,908	4,012	3,939
Federal employees retirement.....	278	-1,304	1,582	850	251	600	64,502	63,538	65,103
Federal hospital insurance.....	1,712	1,129	583	4,654	4,789	-134	13,164	12,662	13,107
Federal old-age and survivors insurance.....	4,818	6,859	-2,041	19,634	22,716	-3,082	27,328	26,555	24,659
Federal supplementary medical insurance.....	229	90	138	711	803	-92	4,974	4,828	4,885
General Revenue Sharing.....	6,855	1,716	5,139
Highway.....	567	359	208	1,753	2,054	-301	12,469	11,954	12,096
Military assistance advances.....	131	-131	1,210	-1,210
Railroad retirement.....	212	366	-153	628	857	-229	3,054	2,963	3,105
Unemployment.....	204	630	-425	2,695	2,166	529	13,793	14,065	12,979
Veterans life insurance.....	-286	286	-218	218	9,044	8,975	9,237
All other trust.....	6	-26	32	16	-74	91	199	218	221
Trust fund receipts and outlays on the basis of Table III and investments held from Table IV-D.....	9,422	8,856	565	41,643	39,525	2,119	171,650	169,092	169,192
Interfund receipts offset against trust fund outlays.....	6,763	6,763	-0-	9,390	9,390	-0-			
Total trust fund receipts and outlays.....	16,185	15,620	565	51,034	48,915	2,119			
Federal fund receipts and outlays on the basis of Table III.....	33,195	35,154	-1,959	79,247	105,989	-26,742			
Interfund receipts offset against Federal fund outlays.....	5	5	-0-	17	17	-0-			
Total Federal fund receipts and outlays.....	33,201	35,159	-1,959	79,265	106,007	-26,742			
Total interfund receipts and outlays...	-6,768	-6,768	-0-	-16,262	-16,262	-0-			
Net budget receipts and outlays.....	42,617	44,010	-1,393	114,036	138,659	-24,623			


Note: Interfund receipts and outlays are transactions between Federal funds and trust funds, such as, Federal payments and contributions, Federal employer contributions, and interest and profits on investments in Federal securities. They have no net effect on overall budget receipts and outlays since the receipt side of such transactions is offset against budget outlays. In this table, interfund receipts are shown as an adjustment to arrive at total receipts and outlays of trust funds and Federal funds respectively. Included in total interfund receipts and outlays are \$6,855 million in Federal funds transferred to trust funds for general revenue sharing.

TABLE VII--SUMMARY OF RECEIPTS BY SOURCE AND OUTLAYS BY FUNCTION (In thousands)

29

Classification	Budget Receipts and Outlays		
	This Month	Fiscal Year To Date	Comparable Period Prior Fiscal Year
NET RECEIPTS			
Individual income taxes.....	\$20,191,523	\$57,846,192	\$48,596,488
Corporation income taxes.....	10,273,602	12,909,636	13,118,280
Social insurance taxes and contributions:			
Employment taxes and contributions.....	7,963,434	28,235,203	23,416,431
Unemployment insurance.....	204,322	2,694,963	2,558,372
Contributions for other insurance and retirement.....	439,746	1,493,979	1,469,786
Excise taxes.....	1,657,991	4,858,318	4,943,863
Estate and gift taxes.....	425,494	1,469,831	1,322,841
Customs.....	594,608	1,845,938	1,861,179
Miscellaneous receipts.....	866,219	2,681,736	2,162,674
Total.....	42,616,930	114,035,795	99,449,915
NET OUTLAYS			
National defense.....	10,566,163	31,747,778	27,886,181
International affairs.....	898,609	3,951,512	617,082
General science, space, and technology.....	432,349	1,398,531	1,185,999
Energy.....	625,499	1,319,812	2,340,222
Natural resources and environment.....	1,597,198	3,568,282	2,912,391
Agriculture.....	1,150,286	2,320,458	4,002,033
Commerce and housing credit.....	515,805	2,815,665	2,469,316
Transportation.....	1,862,192	5,454,660	4,483,390
Community and regional development.....	613,715	2,217,185	2,594,384
Education, training, employment and social services.....	2,461,167	7,121,690	6,598,561
Health.....	4,532,037	13,643,280	11,911,891
Income security.....	14,286,080	44,132,861	37,443,024
Veterans benefits and services.....	1,778,387	6,288,237	5,964,497
Administration of justice.....	349,996	1,159,903	1,028,920
General government.....	421,746	973,497	1,474,692
General purpose fiscal assistance.....	102,416	2,302,456	2,257,456
Interest.....	8,695,480	17,496,226	14,250,978
Undistributed offsetting receipts.....	-8,878,725	-8,652,772	-5,978,852
Total.....	44,010,400	138,659,261	123,442,166

For sale by the Superintendent of Documents, U. S. Government Printing Office, Washington, D. C. 20402
Subscription price \$62.20 per year (domestic), \$15.55 per year additional (foreign mailing), includes all issues of Daily Treasury Statements, the Monthly Statement of the Public Debt of the United States and the Monthly Treasury Statement of Receipts and Outlays of the U. S. Government. No single copies are sold.





003338

Monthly Treasury Statement of Receipts and Outlays of the United States Government

for period from October 1, 1979 through January 31, 1980

LIBRARY ROOM 5004

TABLE I--TOTALS OF BUDGET RESULTS AND FINANCING (In millions)

Period	Budget Receipts and Outlays			Means of Financing				Total Budget Financing
	Net Receipts	Net Outlays	Budget Surplus (+) or Deficit (-)	By Borrowing from the Public	By Reduction of Cash and Monetary Assets Increase (-)	By Other Means		
Current month (January 1980).....	\$43,429	\$47,988	-\$4,559	\$5,201	-\$1,884	\$1,241	\$4,559	
Actual 1980 (four months).....	157,465	186,647	-29,182	24,172	6,491	-1,481	29,182	
Comparative data:								
Actual 1979 (four months).....	137,814	164,313	-26,499	18,565	8,017	-84	26,499	
Actual 1979 (full year).....	465,940	493,221	¹ -27,281	33,641	-408	-5,951	27,281	
Estimated 1980 ²	523,829	563,583	-39,754	44,300	10,103	-14,649	39,754	
Estimated 1981.....	599,988	615,761	-15,773	33,100	-17,327	15,773	

TABLE II--SUMMARY OF BUDGET RECEIPTS AND OUTLAYS (In millions)

Classification	Actual This Month	Actual This Fiscal Year to Date	Actual Comparable Prior Period	Budget Estimates Full Fiscal Year ²
NET RECEIPTS				
Individual income taxes	\$26,856	\$84,702	\$72,264	\$238,717
Corporation income taxes	2,237	15,090	15,265	72,303
Social insurance taxes and contributions:				
Employment taxes and contributions	9,526	37,761	31,855	138,609
Unemployment insurance	675	3,370	3,037	16,847
Contributions for other insurance and retirement	574	2,135	1,982	6,724
Excise taxes	1,448	6,306	6,464	26,333
Estate and gift taxes	509	1,978	1,808	5,777
Customs duties.....	611	2,457	2,491	7,600
Miscellaneous receipts.....	892	3,674	2,649	10,919
Total.....	43,429	157,465	137,814	523,829
NET OUTLAYS				
Legislative Branch.....	111	402	360	1,331
The Judiciary	68	198	114	623
Executive Office of the President.....	7	29	25	100
Funds Appropriated to the President:				
International security assistance	391	2,401	-164	4,090
International development assistance	136	370	646	1,827
Other.....	1,132	1,076	246	3,589
Department of Agriculture.....	3,785	10,237	10,562	23,624
Department of Commerce	269	1,147	1,735	3,561
Department of Defense - Military.....	10,955	42,042	36,961	127,400
Department of Defense - Civil	252	1,178	974	3,230
Department of Energy.....	578	1,502	2,394	7,681
Department of Health, Education, and Welfare.....	16,855	66,508	58,048	206,609
Department of Housing and Urban Development.....	1,268	4,332	2,881	11,636
Department of the Interior.....	385	1,543	1,049	4,219
Department of Justice.....	232	906	870	2,563
Department of Labor.....	2,118	7,584	6,456	27,503
Department of State.....	108	641	426	1,971
Department of Transportation.....	1,786	6,787	5,428	17,347
Department of the Treasury:				
General revenue sharing.....	1,690	3,406	3,406	6,863
Interest on the public debt	5,125	24,912	20,217	73,300
Other.....	-1,651	-3,114	-1,367	-4,336
Environmental Protection Agency.....	479	1,935	1,530	4,984
General Services Administration.....	-115	-152	-162	49
National Aeronautics and Space Administration.....	417	1,544	1,338	5,011
Veterans Administration	800	7,081	6,712	20,711
Other independent agencies	3,129	12,130	10,123	30,255
Allowances, undistributed	100
Undistributed offsetting receipts:				
Federal employer contributions to retirement funds	-359	-1,617	-1,449	-5,919
Interest on certain Government accounts	-10	-5,571	-4,544	-11,539
Rents and royalties on the Outer Continental Shelf lands.....	-798	-2,789	-502	-4,800
Total.....	47,988	186,647	164,313	563,583
Surplus (+) or deficit (-).....	-4,559	-29,182	-26,499	-39,754

See footnotes on page 3.

Source: Bureau of Government Financial Operations, Department of the Treasury.

TABLE III--BUDGET RECEIPTS AND OUTLAYS--Continued (In thousands)

Classification of Receipts	This Month			Current Fiscal Year to Date			Comparable Period Prior Fiscal Year		
	Gross Receipts	Refunds (Deduct)	Net Receipts	Gross Receipts	Refunds (Deduct)	Net Receipts	Gross Receipts	Refunds (Deduct)	Net Receipts
Individual income taxes:									
Withheld.....	\$17,820,568			\$73,724,857			\$62,596,715		
Presidential Election Campaign Fund.....	326			568			723		
Other.....	\$9,061,107			11,785,758			10,333,222		
Total--Individual income taxes.....	26,882,001	\$25,877	\$26,856,124	85,511,183	\$808,867	\$84,702,316	72,930,660	\$666,935	\$72,263,725
Corporation income taxes.....	2,702,195	464,878	2,237,316	17,596,349	2,516,724	15,079,624	17,284,039	2,019,387	15,264,652
Social insurance taxes and contributions:									
Employment taxes and contributions:									
Federal old-age and survivors ins. trust fund:									
Federal Insurance Contributions Act taxes.....	\$6,390,084	6,390,084	23,759,084	23,759,084	19,943,576	19,943,576
Self-Employment Contributions Act taxes.....	\$329,157	329,157	329,157	329,157	253,555	253,555
Deposits by States.....	\$-19,815	-19,815	2,244,707	2,244,707	1,732,353	1,732,353
Total--FOASI trust fund.....	6,699,426	6,699,426	26,332,948	26,332,948	21,929,483	21,929,483
Federal disability insurance trust fund:									
Federal Insurance Contributions Act taxes.....	\$1,109,553	1,109,553	4,115,553	4,115,553	3,580,334	3,580,334
Self-Employment Contributions Act taxes.....	\$55,103	55,103	55,103	55,103	44,917	44,917
Deposits by States.....	13,236	13,236	327,170	327,170	409,169	409,169
Total--FDI trust fund.....	1,177,893	1,177,893	4,497,827	4,497,827	4,034,421	4,034,421
Federal hospital insurance trust fund:									
Federal Insurance Contributions Act taxes.....	\$1,546,829	1,546,829	5,757,829	5,757,829	4,715,801	4,715,801
Self-Employment Contributions Act taxes.....	\$56,520	56,520	56,520	56,520	42,114	42,114
Receipts from railroad retirement account.....
Deposits by States.....	19,735	19,735	459,242	459,242	529,278	529,278
Premiums collected for uninsured individuals.....	1,964	1,964	5,558	5,558	5,520	5,520
Total--FHI trust fund.....	1,625,049	1,625,049	6,279,149	6,279,149	5,292,712	5,292,712
Railroad retirement accounts:									
Railroad Retirement Act taxes.....	23,434	6	23,428	651,103	29	651,074	598,659	29	598,630
Total--Employment taxes and contributions.....	9,525,801	6	9,525,796	37,761,028	29	37,760,998	31,855,276	29	31,855,247
Unemployment insurance:									
Unemployment trust fund:									
State taxes deposited in Treasury.....	425,384	425,384	2,593,681	2,593,681	2,439,520	2,439,520
Federal Unemployment Tax Act taxes.....	250,000	1,381	248,619	732,000	6,028	725,972	547,000	5,915	541,085
Railroad Unemployment Ins. Act Contributions.....	982	982	50,294	50,294	55,940	55,940
Total--Unemployment trust fund.....	676,366	1,381	674,984	3,375,976	6,028	3,369,947	3,042,460	5,915	3,036,545
Contributions for other insurance and retirement:									
Federal supplementary medical ins. trust fund:									
Premiums collected for the aged.....	225,117	225,117	867,340	867,340	768,538	768,538
Premiums collected for the disabled.....	25,357	25,357	94,075	94,075	88,090	88,090
Total--FSMI trust fund.....	250,475	250,475	961,415	961,415	856,628	856,628
Federal employees retirement contributions:									
Civil service retirement and disability fund.....	317,588	317,588	1,152,758	1,152,758	1,099,607	1,099,607
Foreign service retirement and disability fund.....	842	842	6,554	6,554	5,402	5,402
Other.....	140	140	682	682	393	393
Total--Federal employees retirement contributions.....	318,569	318,569	1,159,995	1,159,995	1,105,402	1,105,402

See footnotes on page 3.

TABLE III--BUDGET RECEIPTS AND OUTLAYS--Continued (In thousands)

Classification of Receipts--Continued	This Month			Current Fiscal Year to Date			Comparable Period Prior Fiscal Year		
	Gross Receipts	Refunds (Deduct)	Net Receipts	Gross Receipts	Refunds (Deduct)	Net Receipts	Gross Receipts	Refunds (Deduct)	Net Receipts
Social insurance taxes and contributions--Continued									
Contributions for other insurance and retirement--Continued									
Other retirement contributions:									
Civil service retirement and disability fund.....	\$5,022	\$5,022	\$13,963	\$13,963	\$20,112	\$20,112
Total--Contributions for other insurance and retirement.....	574,066	574,066	2,135,373	2,135,373	1,982,142	1,982,142
Total--Social insurance taxes and contributions.....	10,776,233	\$1,387	10,774,846	43,272,376	\$6,058	43,266,318	36,879,878	\$5,944	36,873,934
Excise taxes:									
Miscellaneous excise taxes.....	738,303	12,946	725,358	3,357,870	54,968	3,302,901	3,461,543	56,313	3,405,230
Airport and airway trust fund.....	126,515	126,515	570,008	544	569,463	505,858	444	505,414
Highway trust fund.....	576,400	576,400	2,331,108	1,537	2,329,571	2,476,974	-1,247	2,478,222
Black lung disability trust fund.....	19,600	19,600	104,255	104,255	74,954	74,954
Total--Excise taxes.....	1,460,818	12,946	1,447,873	6,363,240	57,050	6,306,191	6,519,329	55,510	6,463,819
Estate and gift taxes.....	512,969	4,309	508,660	2,009,484	30,993	1,978,491	1,840,336	32,106	1,808,231
Customs duties.....	628,872	17,453	611,419	2,538,376	81,019	2,457,357	2,547,810	56,645	2,491,164
Miscellaneous receipts:									
Deposits of earnings by Federal Reserve Banks.....	903,439	903,439	3,317,274	3,317,274	2,365,627	2,365,627
All other.....	89,545	491	89,054	358,921	1,965	356,956	283,113	85	283,027
Total--Miscellaneous receipts.....	992,984	491	992,494	3,676,194	1,965	3,674,230	2,648,740	85	2,648,654
Total--Budget receipts.....	43,956,073	527,341	43,428,731	160,967,202	3,502,676	157,464,527	140,650,790	2,836,611	137,814,179

Note: Throughout this statement, details may not add to totals due to rounding.

FOOTNOTES

¹The Joint Treasury-Office of Management and Budget Press Statement released with the September 1979 Monthly Treasury Statement, adjusted this total to include administrative expenses and interest receipts of the Exchange Stabilization Fund. The total in the press release is \$27.7 billion for the deficit.

²Based on the FY 1981 Budget document released on January 28, 1980.

³The new FY 1980 budget estimates split the Department of Health, Education, and Welfare (HEW) into the Departments of Education (12,864 million), and Health and Human Services (193,745); the new Departments are expected to be implemented effective May 1, 1980.

⁴In accordance with the provisions of the Social Security Act, as amended, "Individual Income Taxes Withheld" have been decreased and "Federal Insurance Contribution Act Taxes" correspondingly increased by \$313,466 thousand

to correct estimates for the quarter ended March 31, 1979. "Individual Income Taxes Other" have been decreased and "Self Employment Contributions Act Taxes" correspondingly increased in the amount of \$39,780 thousand to correct estimates for calendar year 1977 and prior.

⁵Includes \$18,531 thousand distributed to FHI Trust Fund and \$13,236 thousand distributed to the FDI Trust Fund.

⁶The unappropriated receipt balance of \$1,044 million has been transferred from Funds Appropriated to the President (Petroleum Reserves) to the Department of Energy, proprietary receipt area.

⁷Postal Service reporting is on a full calendar month basis and is partially estimated. Data from January 26 to January 31 is derived from the Postal Service consolidated accelerated reporting system.

TABLE III--BUDGET RECEIPTS AND OUTLAYS--Continued (In thousands)

Classification of OUTLAYS	This Month			Current Fiscal Year			Comparable Period Prior Fiscal Year		
	Outlays	Applicable Receipts	Net Outlays	Outlays	Applicable Receipts	Net Outlays	Outlays	Applicable Receipts	Net Outlays
Legislative Branch:									
Senate.....	\$15,522	\$15,522	\$60,019	\$60,019	\$55,099	\$55,099
House of Representatives.....	26,644	\$7	26,637	105,831	\$34	105,796	96,549	\$24	96,524
Joint Items.....	602	602	19,039	19,039	14,500	14,500
Congressional Budget Office.....	899	899	3,633	3,633	3,039	3,039
Architect of the Capitol.....	7,115	7,115	29,884	29,884	32,925	32,925
Library of Congress.....	16,476	16,476	66,587	66,587	54,617	54,617
Government Printing Office:									
Revolving fund (net).....	7,767	7,767	-4,621	-4,621	-1,407	-1,407
General fund appropriations.....	12,808	12,808	51,183	51,183	37,893	37,893
General Accounting Office.....	19,351	19,351	61,169	61,169	62,291	62,291
United States Tax Court.....	1,166	1,166	3,672	3,672	3,216	3,216
Other Legislative Branch Agencies.....	3,595	3,595	9,673	9,673	5,757	5,757
Proprietary receipts from the public.....	1,032	-1,032	3,523	-3,523	4,563	-4,563
Intrabudgetary transactions.....	-114	-114	-103	-103
Total--Legislative Branch.....	111,944	1,040	110,904	405,953	3,558	402,396	364,376	4,587	359,789
The Judiciary:									
Supreme Court of the United States.....	895	895	3,345	3,345	2,812	2,812
Courts of Appeals, District Courts, and other Judicial Services.....	62,571	62,571	184,064	184,064	104,989	104,989
Other.....	4,370	4,370	11,633	11,633	7,055	7,055
Proprietary receipts from the public.....	195	-195	755	-755	513	-513
Intrabudgetary transactions.....
Total--The Judiciary.....	67,835	195	67,640	199,042	755	198,287	114,856	513	114,343
Executive Office of the President:									
Compensation of the President and the White House Office.....	1,664	1,664	6,927	6,927	5,084	5,084
Office of Management and Budget.....	2,479	(*)	2,479	10,949	2	10,947	10,004	-9	10,013
Other.....	3,060	3,060	11,454	11,454	9,469	9,469
Total--Executive Office of the President.....	7,203	(*)	7,203	29,330	2	29,328	24,557	-9	24,566
Funds Appropriated to the President:									
Appalachian Regional Development Programs.....	30,938	30,938	128,966	20	128,946	115,574	115,574
Disaster relief.....	54,874	54,874	195,670	195,670	70,121	70,121
Foreign Assistance:									
International Security Assistance:									
Military assistance.....	37,520	37,520	91,734	91,734	42,739	42,739
Foreign military credit sales.....	219,336	219,336	263,812	263,812	115,562	115,562
Security supporting assistance.....	195,763	195,763	980,365	980,365	784,977	784,977
Advances, foreign military sales.....	730,885	730,885	2,756,417	2,756,417	2,461,638	2,461,638
Other.....	1,444	1,444	5,231	5,231	6,155	6,155
Proprietary receipts from the public:									
Advances, foreign military sales.....	730,624	-730,624	1,545,837	-1,545,837	3,454,223	-3,454,223
Other.....	63,765	-63,765	150,938	-150,938	120,525	-120,525
Total--International Security Assistance.....	1,184,947	794,389	390,558	4,097,559	1,696,774	2,400,784	3,411,071	3,574,748	-163,677
International Development Assistance:									
Multilateral Assistance:									
Contributions to International Financial Institutions:									
International development association.....	50,000	50,000	207,529	207,529

See footnotes on page 3.

TABLE III--BUDGET RECEIPTS AND OUTLAYS--Continued (In thousands)

Classification of OUTLAYS--Continued	This Month			Current Fiscal Year to Date			Comparable Period Prior Fiscal Year		
	Outlays	Applicable Receipts	Net Outlays	Outlays	Applicable Receipts	Net Outlays	Outlays	Applicable Receipts	Net Outlays
Funds Appropriated to the President--Continued									
Foreign Assistance--Continued									
International Development-Assistance--Continued									
Multilateral Assistance--Continued									
Contributions to International Financial Institutions--Continued									
Inter-American development bank.....	\$7,837	\$7,837	\$67,812	\$67,812	\$71,397	\$71,397
Other.....	3,298	3,298	3,298	3,298	24,076	24,076
Payment to the International Fund for Agricultural Development.....
International organizations and programs.....	38,450	38,450	65,340	65,340	93,668	93,668
Bilateral Assistance:									
Public enterprise funds:									
Overseas Private Investment Corporation.....	-525	\$3,848	-4,374	-8,139	\$27,503	-35,642	970	\$25,351	-24,381
Inter-American Foundation.....	693	3	690	4,982	2,329	2,653	3,105	84	3,021
Other.....	8,967	1,250	7,717	49,508	4,931	44,577	31,165	3,994	27,171
Functional development assistance program.....	78,174	78,174	250,202	250,202	288,603	288,603
Payment to Foreign Service retirement and disability fund.....	24,820	24,820
Operating expenses of the Agency for International Development.....	26,857	26,857	94,052	94,052	75,020	75,020
Other.....	19,877	19,877	38,078	38,078	41,187	41,187
Proprietary receipts from the public.....	42,389	-42,389	210,039	-210,039	185,972	-185,972
Total--Bilateral Assistance.....	134,043	47,491	86,552	428,681	244,802	183,879	464,870	215,401	249,469
Total--International Development Assistance....	183,628	47,491	136,137	615,131	244,802	370,329	861,540	215,401	646,139
International Narcotics Control Assistance.....	1,974	1,974	8,348	8,348	10,157	10,157
President's foreign assistance contingency fund.....	(*)	(*)	54	54	36	36
Total--Foreign Assistance.....	1,370,549	841,880	528,669	4,721,091	1,941,576	2,779,515	4,282,804	3,790,149	492,655
Petroleum Reserves:									
Energy Supply.....	10,066	10,066
Proprietary receipts from the public.....	\$1,044,210	1,044,210	-742,611	742,611
Other.....	-61	-61	183	183	40,221	40,221
Total--Funds Appropriated to the President.....	1,456,299	-202,330	1,658,629	5,045,910	1,198,986	3,846,924	4,518,785	3,790,149	728,636
Department of Agriculture:									
Departmental Administration.....	-1,463	-1,463	8,253	8,253	14,090	14,090
Office of the Inspector General.....	2,514	2,514	11,305	11,305	10,207	10,207
Science and Education Administration:									
Agricultural Research.....	28,922	28,922	116,489	116,489	113,888	113,888
Cooperative Research.....	13,671	13,671	48,883	48,883	43,643	43,643
Extension activities.....	35,131	35,131	90,606	90,606	87,322	87,322
Other.....	1,308	1,308	5,179	5,179	3,524	3,524
Economics, statistics, and cooperative service.....	6,851	6,851	25,655	25,655	23,755	23,755
Foreign Agricultural Service.....	3,730	3,730	16,206	16,206	15,132	15,132
Foreign Assistance Program.....	108,858	108,858	169,752	169,752	131,478	131,478
Agricultural Stabilization and Conservation Service:									
Salaries and expenses.....	19,540	19,540	52,588	52,588	61,932	61,932
Agricultural conservation program.....	10,576	10,576	61,035	61,035	124,407	124,407
Other.....	3,998	3,998	15,799	15,799	12,860	12,860
Federal Crop Insurance Corporation.....	10,290	15,085	-4,795	42,922	57,860	-14,938	34,724	57,733	-23,009
Commodity Credit Corporation:									
Price support and related programs.....	2,093,837	642,370	1,451,467	5,268,818	1,957,781	3,311,038	6,605,739	1,575,742	5,029,996
Intragovernmental funds.....
National Wool Act program.....	180	180	604	604	694	694
Total--Commodity Credit Corporation.....	2,094,017	642,370	1,451,647	5,269,423	1,957,781	3,311,642	6,606,433	1,575,742	5,030,691
Rural Electrification Administration (salaries and expenses).....	1,910	1,910	8,448	8,448	7,733	7,733

See footnotes on page 3.

TABLE III--BUDGET RECEIPTS AND OUTLAYS--Continued (In thousands)

Classification of OUTLAYS--Continued	This Month			Current Fiscal Year to Date			Comparable Period Prior Fiscal Year		
	Outlays	Applicable Receipts	Net Outlays	Outlays	Applicable Receipts	Net Outlays	Outlays	Applicable Receipts	Net Outlays
Department of Agriculture-- Continued									
Farmers Home Administration:									
Public enterprise funds:									
Rural housing insurance fund.....	\$1,225,570	\$791,960	\$433,609	\$2,877,872	\$2,028,550	\$849,322	\$2,115,942	\$1,674,959	\$440,983
Agricultural credit insurance fund.....	664,613	826,383	-161,770	2,510,329	2,509,394	935	2,172,050	1,957,917	214,133
Rural development insurance fund.....	238,344	208,217	30,128	785,043	696,759	88,284	670,021	554,011	116,010
Other.....	-124	108	-231	-115	196	-310	-1,089	116	-1,205
Rural water and waste disposal grants.....	19,802	19,802	113,394	113,394	90,552	90,552
Salaries and expenses.....	-38	-38	65,926	65,926	71,718	71,718
Other.....	5,702	5,702	18,806	18,806	15,811	15,811
Total--Farmers Home Administration.....	2,153,870	1,826,668	327,202	6,371,255	5,234,899	1,136,356	5,135,005	4,187,003	948,002
Soil Conservation Service:									
Conservation operations.....	25,598	25,598	100,628	100,628	87,807	87,807
Watershed and flood prevention operations.....	19,245	19,245	86,630	86,630	77,710	77,710
Other.....	6,438	6,438	28,377	28,377	29,308	29,308
Animal and Plant Health Inspection Service.....	22,267	22,267	85,603	85,603	74,985	74,985
Federal Grain Inspection Service.....	1,336	1,336	8,427	8,427	6,603	(*)	6,603
Agricultural Marketing Service.....	8,100	2,300	5,800	30,903	10,025	20,878	26,070	8,855	17,215
Food Safety and Quality Service:									
Salaries and expenses.....	21,558	21,558	113,825	113,825	101,964	101,964
Funds for strengthening markets, income, and supply.....	69,305	69,305	269,297	269,297	105,436	105,436
Expenses and refunds, inspection and grading of farm products.....	4,027	4,027	17,529	17,529	9,881	9,881
Food and Nutrition Service:									
Food program administration.....	8,331	8,331	27,447	27,447	21,938	21,938
Food stamp program.....	784,048	784,048	2,791,750	2,791,750	1,996,874	1,996,874
Special milk program.....	19,435	19,435	52,194	52,194	47,288	47,288
Child nutrition programs.....	484,415	484,415	1,162,940	1,162,940	1,046,816	1,046,816
Special supplemental food programs (WIC).....	65,306	65,306	212,810	212,810	159,973	159,973
Food donations program.....	20,365	20,365	30,753	30,753	13,096	13,096
Total--Food and Nutrition Service.....	1,381,899	1,381,899	4,277,894	4,277,894	3,285,986	3,285,986
Forest Service:									
Forest management, protection and utilization.....	69,314	69,314	352,170	352,170	287,478	287,478
Construction and land acquisition.....	-57,380	-57,380	19,717	19,717	47,642	47,642
Forest roads and trails.....	6,673	6,673	66,672	66,672	23,438	23,438
Forest Service permanent appropriations.....	3,986	3,986	298,435	298,435	329,130	329,130
Cooperative work.....	6,295	6,295	30,066	30,066	28,991	28,991
Other.....	418	418	12,580	12,580	11,762	11,762
Total--Forest Service.....	29,305	29,305	779,638	779,638	728,442	728,442
Other.....	2,732	2,732	3,690	3,690	5,701	5,701
Proprietary receipts from the public.....	-201,049	201,049	564,516	-564,516	540,040	-540,040
Intrabudgetary transactions.....	-14,876	-14,876	-54,551	-54,551	-35,086	-35,086
Total--Department of Agriculture.....	6,070,657	2,285,374	3,785,283	18,061,687	7,825,081	10,236,606	16,930,941	6,369,374	10,561,567
Department of Commerce:									
General Administration.....	3,833	3,833	14,368	14,368	11,853	11,853
Bureau of the Census.....	19,969	19,969	106,974	106,974	58,576	58,576
Economic and Statistical Analysis.....	1,043	1,043	5,483	5,483	5,715	5,715

See footnotes on page 3.

TABLE III--BUDGET RECEIPTS AND OUTLAYS--Continued (In thousands)

Classification of OUTLAYS--Continued	This Month			Current Fiscal Year to Date			Comparable Period Prior Fiscal Year		
	Outlays	Applicable Receipts	Net Outlays	Outlays	Applicable Receipts	Net Outlays	Outlays	Applicable Receipts	Net Outlays
Department of Commerce--Continued									
Economic Development Assistance:									
Economic Development Administration:									
Economic development assistance programs	\$19,317	\$19,317	\$168,697	\$168,697	\$155,547	\$155,547
Local public works program	41,000	41,000	208,435	208,435	956,749	956,749
Other	34,210	\$6,439	27,770	47,267	\$23,190	24,078	51,369	\$20,126	31,243
Regional Action Planning Commissions	10,624	10,624	34,403	34,403	45,790	45,790
Total--Economic Development Assistance	105,151	6,439	98,712	458,802	23,190	435,613	1,209,455	20,126	1,189,329
Promotion of Industry and Commerce	13,476	13,476	50,329	50,329	48,491	48,491
Science and Technology:									
National Oceanic and Atmospheric Administration	66,715	416	66,299	252,933	1,197	251,736	238,035	750	237,286
Patent and Trademark Office	9,058	9,058	34,795	34,795	34,707	34,707
Science and Technical Research	12,765	12,765	45,836	45,836	35,956	35,956
National Telecommunications and Information Administration	1,930	1,930	9,528	9,528	3,095	3,095
Total--Science and Technology	90,468	416	90,052	343,092	1,197	341,895	311,793	750	311,043
Maritime Administration:									
Public enterprise funds	-1,956	1,873	-3,829	2,591	21,130	-18,539	6,220	30,416	-24,196
Ship construction	24,704	24,704	104,848	104,848	52,756	52,756
Operating-differential subsidies	27,432	27,432	121,432	121,432	103,130	103,130
Other	5,469	5,469	20,569	20,569	18,848	18,848
Proprietary receipts from the public	6,033	-6,033	21,728	-21,728	16,898	-16,898
Intrabudgetary transactions	-5,981	-5,981	-14,185	-14,185	-23,672	-23,672
Total--Department of Commerce	283,610	14,761	268,849	1,214,303	67,244	1,147,058	1,803,164	68,190	1,734,974
Department of Defense--Military:									
Military Personnel:									
Department of the Army	963,125	963,125	3,815,619	3,815,619	3,543,108	3,543,108
Department of the Navy	795,785	795,785	3,222,780	3,222,780	3,011,047	3,011,047
Department of the Air Force	738,984	738,984	2,976,426	2,976,426	2,782,663	2,782,663
Total--Military Personnel	2,497,894	2,497,894	10,014,824	10,014,824	9,336,817	9,336,817
Retired Military Personnel	952,077	952,077	3,780,365	3,780,365	3,297,935	3,297,935
Operation and Maintenance:									
Department of the Army	966,545	966,545	3,700,735	3,700,735	3,294,896	3,294,896
Department of the Navy	1,232,297	1,232,297	4,303,907	4,303,907	3,920,433	3,920,433
Department of the Air Force	1,126,062	1,126,062	3,867,851	3,867,851	3,406,915	3,406,915
Defense agencies	366,861	366,861	1,218,978	1,218,978	1,109,348	1,109,348
Total--Operation and Maintenance	3,691,765	3,691,765	13,091,471	13,091,471	11,731,592	11,731,592
Procurement:									
Department of the Army	393,236	393,236	1,760,328	1,760,328	1,540,492	1,540,492
Department of the Navy	1,005,176	1,005,176	3,950,720	3,950,720	3,731,010	3,731,010
Department of the Air Force	901,742	901,742	3,643,646	3,643,646	2,644,842	2,644,842
Defense agencies	16,843	16,843	92,542	92,542	81,608	81,608
Total--Procurement	2,316,998	2,316,998	9,447,235	9,447,235	7,997,951	7,997,951
Research, Development, Test, and Evaluation:									
Department of the Army	206,193	206,193	828,535	828,535	774,487	774,487
Department of the Navy	379,682	379,682	1,261,913	1,261,913	1,204,131	1,204,131
Department of the Air Force	334,104	334,104	1,447,863	1,447,863	1,380,761	1,380,761
Defense agencies	75,469	75,469	286,659	286,659	251,385	251,385
Total--Research, Development, Test, and Evaluation	995,448	995,448	3,824,970	3,824,970	3,610,765	3,610,765

TABLE III--BUDGET RECEIPTS AND OUTLAYS--Continued (In thousands)

Classification of OUTLAYS--Continued	This Month			Current Fiscal Year to Date			Comparable Period Prior Fiscal Year		
	Outlays	Applicable Receipts	Net Outlays	Outlays	Applicable Receipts	Net Outlays	Outlays	Applicable Receipts	Net Outlays
Department of Defense--Military--Continued									
Military Construction:									
Department of the Army.....	\$79,493	\$79,493	\$286,829	\$286,829	\$273,178	\$273,178
Department of the Navy.....	79,182	79,182	276,206	276,206	227,986	227,986
Department of the Air Force.....	61,293	61,293	244,009	244,009	201,046	201,046
Defense agencies.....	4,596	4,596	-1,594	-1,594	8,251	8,251
Total--Military Construction.....	224,563	224,563	805,450	805,450	710,461	710,461
Family Housing.....	140,632	\$92	140,540	496,915	\$305	496,610	485,108	\$1,502	483,606
Revolving and Management Funds:									
Public Enterprise Funds.....	109	32	77	522	479	43	489	1,052	-563
Intragovernmental Funds:									
Department of the Army.....	-23,674	-23,674	123,554	123,554	6,640	6,640
Department of the Navy.....	106,242	106,242	375,038	375,038	16,615	16,615
Department of the Air Force.....	139,081	139,081	97,988	97,988	-25,841	-25,841
Defense Agencies.....	-101,162	-101,162	262,064	262,064	55,249	55,249
Other.....	17,291	16,414	877	65,044	64,866	177	67,068	68,300	-1,232
Proprietary receipts from the public.....	-14,695	14,695	285,803	-285,803	273,719	-273,719
Intrabudgetary transactions.....	-275	-275	7,840	7,840	14,371	14,371
Total--Department of Defense--Military.....	10,956,988	1,843	10,955,145	42,393,280	351,453	42,041,826	37,305,220	344,573	36,900,648
Department of Defense--Civil:									
Corps of Engineers:									
General investigations.....	12,881	12,881	43,623	43,623	35,049	35,049
Construction, general.....	776	776	443,399	443,399	538,946	538,946
Operations and maintenance, general.....	199,884	199,884	399,515	399,515	254,423	254,423
Flood control.....	20,468	20,468	131,523	131,523	84,954	84,954
Other.....	18,499	18,499	96,509	96,509	78,389	78,389
Proprietary receipts from the public.....	1,885	-1,885	14,850	-14,850	18,575	-18,575
Total--Corps of Engineers.....	252,508	1,885	250,623	1,114,569	14,850	1,099,719	991,761	18,575	973,186
The Panama Canal:									
Canal Zone Government.....	19,026	19,026
Panama Canal Company.....	71,216	71,216	112,397	121,457	-9,060
Proprietary receipts from the public.....	10,278	-10,278
Intrabudgetary transactions.....	-5,731	-5,731
Other.....	1,983	36	1,947	8,670	111	8,559	8,211	101	8,109
Proprietary receipts from the public.....	253	-253	1,343	-1,343	1,180	-1,180
Total--Department of Defense--Civil.....	254,490	2,174	252,317	1,194,454	16,304	1,178,150	1,125,664	151,592	974,072
Department of Energy:									
Atomic Energy Defense Activities.....	224,063	224,063	874,734	874,734	199,409	192,813	6,596
Energy Programs:									
General Science and Research.....	39,090	39,090	118,627	118,627
Energy Supply, R and D.....	268,199	268,199	1,362,455	1,362,455	1,802,688	1,802,688
Fossil Fuel-Operating Expenses.....	40,855	40,855	129,249	129,249	180,137	180,137
Energy Conservation.....	27,121	27,121	78,753	78,753	44,779	44,779
Strategic Petroleum Reserve.....	28,990	28,990	118,831	118,831	228,611	228,611
Other.....	-25,216	-25,216	21,402	21,402	69,782	69,782
Total--Energy Programs.....	379,039	379,039	1,829,318	1,829,318	2,325,997	2,325,997
Power Marketing Administration.....	37,465	24,161	13,304	167,274	105,457	61,817	197,379	80,615	116,764
Departmental Administration.....	-2,138	-2,138	5,715	5,715	19	19
Proprietary receipts from the public.....	1,192,541	-1,192,541	1,270,080	-1,270,080	54,641	-54,641
Total--Department of Energy.....	638,429	1,216,702	-578,273	2,877,040	1,375,537	1,501,503	2,722,804	328,068	2,394,735

See footnotes on page 3.

TABLE III--BUDGET RECEIPTS AND OUTLAYS--Continued (In thousands)

Classification of OUTLAYS--Continued	This Month			Current Fiscal Year to Date			Comparable Period Prior Fiscal Year		
	Outlays	Applicable Receipts	Net Outlays	Outlays	Applicable Receipts	Net Outlays	Outlays	Applicable Receipts	Net Outlays
Department of Health, Education, and Welfare:									
Public Health Service:									
Food and Drug Administration	\$31,163	\$582	\$30,581	\$110,645	\$2,113	\$108,532	\$106,964	\$2,294	\$104,670
Health Services Administration:									
Health services	123,653	123,653	420,660	420,660	325,275	325,275
Indian health services and facilities	49,504	49,504	206,049	206,049	181,731	181,731
Emergency health	(1,271)	-1,271	-1,271	-1,271	3	3
Center for Disease Control	22,217	22,217	86,674	86,674	70,257	70,257
National Institutes of Health:									
Intragovernmental funds	9,437	9,437	6,327	6,327	-26,587	-26,587
Cancer Research	61,332	61,332	245,151	245,151	258,562	258,562
Heart, Lung, and Blood Research	44,369	44,369	157,553	157,553	149,954	149,954
Arthritis, Metabolism, and Digestive Diseases	27,340	27,340	77,144	77,144	65,828	65,828
Neurological and Communicative Disorders and Stroke	17,298	17,298	57,049	57,049	56,759	56,759
Allergy and Infectious Diseases	12,418	12,418	44,354	44,354	60,026	60,026
General Medical Sciences	11,538	11,538	32,821	32,821	82,565	82,565
Child Health and Human Development	13,729	13,729	50,366	50,366	67,742	67,742
Other research institutes	34,183	34,183	94,268	94,268	82,414	82,414
Research resources	11,107	11,107	47,215	47,215	43,155	43,155
Other	9,263	9,263	39,369	39,369	45,785	45,785
Total--National Institutes of Health	252,014	252,014	851,618	851,618	886,202	886,202
Alcohol, Drug Abuse, and Mental Health Administration	105,804	105,804	441,469	441,469	433,281	433,281
Health Resources Administration:									
Public enterprise funds	(175)	2,796	-2,971	14,487	5,752	8,734	17,598	6,123	11,475
Health resources	47,973	47,973	228,963	228,963	204,213	204,213
Office of Assistant Secretary for Health	3,219	3,219	48,562	48,562	134,867	134,867
Total--Public Health Service	634,102	3,379	630,723	2,407,856	7,865	2,399,990	2,360,391	8,417	2,351,974
Health Care Financing Administration:									
Intragovernmental funds	397	397	616	616	-1,298	-1,298
Grants to States for Medicaid	1,353,614	1,353,614	4,799,816	4,799,816	4,033,580	4,033,580
Payments to health care trust funds	574,949	574,949	2,249,994	2,249,994	2,465,371	2,465,371
Program management	988	988	25,051	25,051	29,943	29,943
Other	(640)	-640	-1,753	-1,753	1,078	1,078
Federal hospital insurance trust fund:									
Benefit payments	1,985,879	1,985,879	7,345,418	7,345,418	6,266,965	6,266,965
Administrative expenses and construction	39,050	39,050	149,247	149,247	149,903	149,903
Total--FHI trust fund	2,024,929	2,024,929	7,494,665	7,494,665	6,416,868	6,416,868
Federal supplementary medical ins. trust fund:									
Benefit payments	811,371	811,371	3,212,125	3,212,125	2,642,313	2,642,313
Administrative expenses and construction	58,725	58,725	191,394	191,394	178,803	178,803
Total--FSMI trust fund	870,096	870,096	3,403,519	3,403,519	2,821,116	2,821,116
Total--Health Care Financing Administration	4,824,333	4,824,333	17,971,909	17,971,909	15,766,658	15,766,658
Education Division:									
Office of Education:									
Public enterprise funds:									
Student loan insurance fund	172,271	4,757	167,515	405,532	18,424	387,108	245,149	11,318	233,832
Other	579	913	-333	2,258	15,767	-13,509	3,129	14,398	-11,269
Elementary and secondary education	333,821	333,821	1,223,058	1,223,058	1,066,050	1,066,050
Indian education	20,931	20,931	30,879	30,879	21,052	21,052
School assistance in federally affected areas	27,593	27,593	226,632	226,632	200,741	200,741

TABLE III--BUDGET RECEIPTS AND OUTLAYS--Continued (In thousands)

Classification of OUTLAYS--Continued	This Month			Current Fiscal Year to Date			Comparable Period Prior Fiscal Year		
	Outlays	Applicable Receipts	Net Outlays	Outlays	Applicable Receipts	Net Outlays	Outlays	Applicable Receipts	Net Outlays
Department of Health, Education, and Welfare--Continued									
Education Division--Continued									
Office of Education--Continued									
Emergency school aid.....	\$33,794	\$33,794	\$104,432	\$104,432	\$115,036	\$115,036
Education for the handicapped.....	56,869	56,869	212,401	212,401	143,466	143,466
Occupational, vocational, and adult education.....	66,878	66,878	305,372	305,372	238,367	238,367
Student assistance.....	385,154	385,154	1,078,745	1,078,745	913,311	913,311
Higher and continuing education.....	36,737	36,737	146,508	146,508	199,368	199,368
Library resources.....	21,120	21,120	63,740	63,740	62,780	62,780
Salaries and expenses.....	10,761	10,761	45,590	45,590	48,349	48,349
Other.....	10,241	10,241	30,346	30,346	36,093	36,093
Total--Office of Education.....	1,176,749	\$5,669	1,171,080	3,875,494	\$34,191	3,841,303	3,292,892	\$25,716	3,267,176
National Institute of Education.....	6,688	6,688	27,816	27,816	26,194	26,194
Office of the Assistant Secretary for Education.....	1,985	1,985	8,466	8,466	8,405	8,405
Total--Education Division.....	1,185,423	5,669	1,179,754	3,911,776	34,191	3,877,585	3,327,490	25,716	3,301,774
Social Security Administration:									
Payments to social security trust funds.....	674,926	674,926	756,814	756,814
Special benefits for disabled coal miners.....	89,285	89,285	343,603	343,603	331,155	331,155
Supplemental security income program.....	-11,647	-11,647	2,069,163	2,069,163	1,504,341	1,504,341
Assistance payments program.....	720,981	720,981	2,480,594	2,480,594	2,189,686	2,189,686
Refugee assistance.....	24,795	24,795	93,599	93,599	5,804	5,804
Other.....	4	4	20	20	3	3
Federal old-age and survivors insurance trust fund:									
Benefit payments.....	8,021,899	8,021,899	31,952,536	31,952,536	28,040,126	28,040,126
Administrative expenses and construction.....	76,733	76,733	395,233	395,233	378,975	378,975
Payment to railroad retirement account.....
Vocational rehabilitation services.....	976	976	3,904	3,904	2,291	2,291
Total--FOASI trust fund.....	8,099,608	8,099,608	32,351,672	32,351,672	28,421,391	28,421,391
Federal disability insurance trust fund:									
Benefit payments.....	1,188,634	1,188,634	4,752,818	4,752,818	4,359,951	4,359,951
Administrative expenses and construction.....	29,909	29,909	92,094	92,094	131,281	131,281
Payment to railroad retirement account.....
Vocational rehabilitation services.....	7,024	7,024	28,096	28,096	31,009	31,009
Total--FDI trust fund.....	1,225,567	1,225,567	4,873,007	4,873,007	4,522,241	4,522,241
Total--Social Security Administration.....	10,148,592	10,148,592	42,886,583	42,886,583	37,731,435	37,731,435
Special Institutions.....	21,439	21,439	69,728	69,728	60,006	60,006
Human Development Services:									
Grants to states for social services.....	231,310	231,310	1,055,059	1,055,059	1,041,222	1,041,222
Human development services.....	334,667	334,667	948,343	948,343	813,269	813,269
Work incentives.....	24,463	24,463	125,321	125,321	138,948	138,948
Research and training activities overseas.....	26	26	319	319	550	550
Total--Human Development Services.....	590,465	590,465	2,129,042	2,129,042	1,993,989	1,993,989
Departmental Management.....	40,068	40,068	105,261	105,261	77,596	77,596
Proprietary receipts from the public.....	5,588	-5,588	7,630	-7,630	6,323	-6,323

TABLE III--BUDGET RECEIPTS AND OUTLAYS--Continued (In thousands)

Classification of OUTLAYS--Continued	This Month			Current Fiscal Year to Date			Comparable Period Prior Fiscal Year		
	Outlays	Applicable Receipts	Net Outlays	Outlays	Applicable Receipts	Net Outlays	Outlays	Applicable Receipts	Net Outlays
Department of Health, Education, and Welfare--Continued									
Intrabudgetary transactions:									
Payments for health insurance for the aged:									
Federal hospital insurance trust fund.....									
Federal supplementary medical insurance trust fund	-574,949		-574,949	-2,108,994		-2,108,994	-2,331,883		-2,331,883
Payments for military service credits and special benefits for the aged:									
Federal old-age and survivors insurance trust fund .				-557,099		-557,099	-614,918		-614,918
Federal disability insurance trust fund.....				-117,827		-117,827	-141,663		-141,663
Federal hospital insurance trust fund.....				-141,000		-141,000	-141,000		-141,000
Receipts transferred to railroad retirement account...									
Interest on reimbursement of administrative and vocational rehabilitation expenses:									
Federal old-age and survivors insurance trust fund .									
Federal disability insurance trust fund.....									
Federal hospital insurance trust fund.....									
Federal supplementary medical insurance trust fund									
Other									
Total--Department of Health, Education, and Welfare..	16,869,473	\$14,636	16,854,837	66,557,234	\$49,686	66,507,547	58,088,101	\$40,456	58,047,645
Department of Housing and Urban Development:									
Housing Programs:									
Public enterprise funds:									
Federal Housing Administration fund	98,848	108,381	-9,533	545,278	491,292	53,986	578,223	416,254	161,970
Housing for the elderly or handicapped fund	65,303	5,451	59,852	237,851	22,312	215,539	145,086	10,381	134,705
College housing--loans and other expenses.....	40,647	7,307	33,340	63,581	76,067	-12,486	56,727	73,962	-17,235
Rental housing assistance fund.....	52	2,064	-2,012	801	6,187	-5,386	63,872	5,288	58,584
Other	31,311	52,433	-21,122	859,938	811,521	48,417	131,587	104,158	27,429
Subsidized housing programs	422,790		422,790	1,419,026		1,419,026	1,127,941		1,127,941
Payments for operation of low income housing projects.....	73,488		73,488	252,733		252,733	178,717		178,717
Other	2,268		2,268	5,962		5,962	6,918		6,918
Total--Housing Programs.....	734,707	175,636	559,071	3,385,170	1,407,379	1,977,791	2,289,072	610,043	1,679,029
Government National Mortgage Association:									
Special assistance functions fund.....	230,324	30,705	199,619	354,927	167,610	187,317	267,655	293,838	-26,183
Emergency mortgage purchase assistance.....	158,762	10,378	148,384	584,917	26,411	558,507	480,486	477,059	3,427
Management and liquidating functions fund	7,204	8,832	-1,628	26,805	29,375	-2,570	32,880	38,161	-5,282
Guarantees of mortgage-backed securities	1,616	8,969	-7,354	9,128	33,711	-24,583	5,814	22,805	-16,991
Participation sales fund.....	3,450		3,450	-8,278		-8,278	-10,384		-10,384
Total--Government National Mortgage Association..	401,355	58,884	342,471	967,500	257,107	710,392	776,450	831,862	-55,412
Community Planning and Development:									
Public enterprise fund:									
Rehabilitation loan fund	9,610	6,151	3,459	68,391	14,480	53,910	26,131	17,943	8,188
Urban renewal programs	14,244	14,898	-655	198,172	111,638	86,534	126,181	35,754	90,427
Community development grants	293,822		293,822	1,273,642		1,273,642	1,001,116		1,001,116
Urban development action grants.....	19,937		19,937	70,535		70,535	1,854		1,854
Comprehensive planning grants	4,128		4,128	19,183		19,183	21,899		21,899
Other	207		207	931		931	6,425		6,425
Total--Community Planning and Development.....	341,947	21,049	320,898	1,630,853	126,119	1,504,734	1,183,605	53,698	1,129,907

TABLE III--BUDGET RECEIPTS AND OUTLAYS--Continued (In thousands)

Classification of OUTLAYS--Continued	This Month			Current Fiscal Year to Date			Comparable Period Prior Fiscal Year		
	Outlays	Applicable Receipts	Net Outlays	Outlays	Applicable Receipts	Net Outlays	Outlays	Applicable Receipts	Net Outlays
Department of Housing and Urban Development--Continued									
New Communities Development Corporation.....	\$3,706	\$308	\$3,398	\$12,976	\$2,555	\$10,421	\$16,136	\$282	\$15,854
Management and Administration	32,579	32,579	107,149	107,149	91,692	91,692
Other	9,282	9,282	22,581	22,581	20,510	20,510
Proprietary receipts from the public	150	-150	813	-813	802	-802
Total--Department of Housing and Urban Development	1,523,576	256,028	1,267,548	6,126,228	1,793,973	4,332,255	4,377,465	1,496,687	2,880,778
Department of the Interior:									
Land and Water Resources:									
Bureau of Land Management:									
Management of lands and resources.....	26,593	26,593	105,670	105,670	85,231	85,231
Payments in lieu of taxes	3	3	-67	-67	1,376	1,376
Other	5,866	5,866	245,871	245,871	210,968	210,968
Water and Power Resources Service:									
Colorado River projects	12,164	5,640	6,525	63,638	19,526	44,112	69,616	21,211	48,405
Construction and rehabilitation	35,997	35,997	133,703	133,703	104,564	104,564
Operation and maintenance	6,543	6,543	31,053	31,053	25,758	25,758
Other	13,671	13,671	45,425	45,425	-40,849	-40,849
Office of Water Research and Technology.....	3,346	3,346	8,217	8,217	4,117	4,117
Total--Land and Water Resources	104,183	5,640	98,543	633,511	19,526	613,984	460,781	21,211	439,570
Fish and Wildlife and Parks:									
Heritage Conservation and Recreation Service.....	57,031	57,031	210,421	210,421	269,155	269,155
United States Fish and Wildlife Service:									
Resource management.....	25,099	25,099	78,912	78,912	67,280	67,280
Recreational resources	12,934	12,934	35,456	35,456	20,981	20,981
Other	16,088	16,088	46,900	46,900	38,194	38,194
National Park Service:									
Operation of the national park system	29,245	29,245	143,323	143,323	123,934	123,934
Construction	9,344	9,344	52,390	52,390	26,176	26,176
Other	2,043	2,043	7,454	7,454	7,437	7,437
Total--Fish and Wildlife and Parks	151,784	151,784	574,855	574,855	553,157	553,157
Energy and Minerals:									
Geological Survey.....	53,026	53,026	198,766	198,766	185,805	185,805
Office of Surface Mining Reclamation and Enforcement.....	26,577	26,577	42,014	42,014	11,826	11,826
Bureau of Mines	14,806	1,274	13,532	55,849	4,637	51,212	50,877	3,840	47,037
Total--Energy and Minerals.....	94,408	1,274	93,135	296,628	4,637	291,991	248,508	3,840	244,668
Bureau of Indian Affairs:									
Public enterprise funds.....	358	1,649	-1,291	4,407	3,311	1,096	2,089	2,801	-712
Operation of Indian programs.....	123,744	123,744	263,996	263,996	191,417	191,417
Construction.....	-37,000	-37,000	123,774	123,774	123,959	123,959
Indian tribal funds	23,863	23,863	85,803	85,803	78,171	78,171
Other	9,075	9,075	-813	-813	-7,034	-7,034
Total--Bureau of Indian Affairs.....	120,040	1,649	118,391	477,167	3,311	473,856	388,603	2,801	385,802

TABLE III--BUDGET RECEIPTS AND OUTLAYS--Continued (In thousands)

Classification of OUTLAYS--Continued	This Month			Current Fiscal Year to Date			Comparable Period Prior Fiscal Year		
	Outlays	Applicable Receipts	Net Outlays	Outlays	Applicable Receipts	Net Outlays	Outlays	Applicable Receipts	Net Outlays
Department of the Interior--Continued									
Office of Territorial Affairs.....	\$51,324	\$51,324	\$82,702	\$82,702	\$80,260	\$80,260
Office of the Solicitor and Office of the Secretary.....	2,326	2,326	13,528	13,528	11,800	11,800
Proprietary receipts from the public.....	\$131,000	-131,000	\$481,035	-481,035	\$653,010	-653,010
Intrabudgetary transactions.....	-26,995	-26,995	-13,643	-13,643
Total--Department of the Interior.....	524,065	139,563	384,502	2,051,396	508,511	1,542,885	1,729,466	680,862	1,048,604
Department of Justice:									
General Administration.....	11,369	11,369	23,054	23,054	11,628	11,628
United States Parole Commission.....	462	462	1,575	1,575
Legal Activities.....	34,315	34,315	142,871	142,871	130,626	130,626
Federal Bureau of Investigation.....	56,366	56,366	213,735	213,735	211,262	211,262
Immigration and Naturalization Service.....	26,420	26,420	112,767	112,767	104,024	104,024
Drug Enforcement Administration.....	16,701	16,701	70,544	70,544	62,618	62,618
Federal Prison System.....	32,742	1,086	31,656	134,059	4,002	130,057	129,177	3,771	125,406
Law Enforcement Assistance Administration.....	57,131	57,131	217,122	217,122	230,341	230,341
Proprietary receipts from the public.....	2,325	-2,325	6,023	-6,023	6,005	-6,005
Total--Department of Justice.....	235,507	3,411	232,096	915,729	10,025	905,704	879,676	9,775	869,901
Department of Labor:									
Employment and Training Administration:									
Program administration.....	8,609	8,609	30,362	30,362	29,617	29,617
Employment and training assistance.....	470,889	470,889	2,110,395	2,110,395	1,604,658	1,604,658
Community service employment for older Americans ..	18,306	18,306	70,736	70,736	61,345	61,345
Temporary employment assistance.....	107,820	107,820	601,588	601,588	1,251,754	1,251,754
Federal unemployment benefits and allowances.....	133,123	133,123	516,066	516,066	374,793	374,793
Grants to States for unemployment insurance and employment services.....	-29,374	-29,374	-3,199	-3,199	66,353	66,353
Advances to the unemployment trust fund and other funds.....	2,348	2,348	122,703	122,703	5,326	5,326
Other.....	179	179	2,358	2,358	-4,978	-4,978
Unemployment trust fund:									
Federal-State unemployment insurance:									
State unemployment benefits.....	1,244,167	1,244,167	3,370,554	3,370,554	2,543,544	2,543,544
Grants to States for unemployment insurance and employment services.....	200,000	200,000	591,920	591,920	451,871	451,871
Federal administrative expenses.....	6,732	6,732	16,525	16,525	21,689	21,689
Interest on refunds of taxes.....	77	77	275	275	8	8
Repayment of advances from the general fund
Railroad-unemployment insurance:									
Railroad unemployment benefits.....	21,012	21,012	60,664	60,664	53,288	53,288
Administrative expenses.....	974	974	3,728	3,728	4,604	4,604
Payment of interest on advances from railroad retirement account.....	337	337
Total--Unemployment trust fund.....	1,472,962	1,472,962	4,043,667	4,043,667	3,075,341	3,075,341
Total--Employment and Training Administration ..	2,184,862	2,184,862	7,494,675	7,494,675	6,464,208	6,464,208
Labor-Management Services Administration.....									
Employment Standards Administration:	4,071	4,071	16,105	16,105	18,613	18,613
Salaries and expenses.....	9,585	9,585	55,728	55,728	48,809	48,809
Special benefits.....	-142,719	-142,719	-228,806	-228,806	-241,856	-241,856
Black Lung Disability Trust Fund.....	45,121	45,121	225,744	225,744	48,860	48,860
Special workers' compensation expenses.....	1,295	1,295	2,983	2,983	2,273	2,273
Occupational Safety and Health Administration.....	15,999	15,999	53,182	53,182	45,773	45,773

TABLE III--BUDGET RECEIPTS AND OUTLAYS--Continued (In thousands)

Classification of OUTLAYS--Continued	This Month			Current Fiscal Year to Date			Comparable Period Prior Fiscal Year		
	Outlays	Applicable Receipts	Net Outlays	Outlays	Applicable Receipts	Net Outlays	Outlays	Applicable Receipts	Net Outlays
Department of Labor--Continued									
Mine Safety and Health Administration	\$13,014	\$13,014	\$44,975	\$44,975	\$44,529	\$44,529
Bureau of Labor Statistics	12,294	12,294	33,046	33,046	26,705	26,705
Departmental Management	-3,007	-3,007	12,177	12,177	8,253	8,253
Proprietary receipts from the public.....	\$104	-104	\$2,639	-2,639	\$456	-456
Intrabudgetary transactions	-22,348	-22,348	-122,703	-122,703	-10,050	-10,050
Total--Department of Labor	2,118,168	104	2,118,064	7,587,106	2,639	7,584,467	6,456,116	456	6,455,660
Department of State:									
Administration of Foreign Affairs:									
Salaries and expenses	42,184	42,184	258,704	258,704	173,035	173,035
Acquisition, operation, and maintenance of buildings abroad.....	3,586	3,586	24,045	24,045	24,261	24,261
Payment to Foreign Service retirement and disability fund.....	43,369	43,369	38,107	38,107
Foreign Service retirement and disability fund.....	10,970	10,970	43,226	43,226	31,080	31,080
Other.....	813	813	4,709	4,709	3,424	3,424
Total--Administration of Foreign Affairs.....	57,552	57,552	374,054	374,054	269,907	269,907
International Organizations and Conferences	3,562	3,562	120,510	120,510	148,929	148,929
International Commissions.....	2,537	2,537	8,694	8,694	9,623	9,623
Migration and Refugee Assistance	37,155	37,155	150,376	150,376	44,610	44,610
United States Emergency Refugee and Migration Assistance Fund.....	88	88	17,799	17,799	6,060	6,060
Other.....	1,273	1,273	1,868	1,868	1,583	1,583
Proprietary receipts from the public.....	-5,945	5,945	-11,567	11,567	-9,140	9,140
Intrabudgetary transactions:									
Foreign Service retirement and disability fund:									
Receipts transferred to Civil Service retirement and disability fund	-89	-89	-540	-540	-335	-335
General fund contributions.....	-43,369	-43,369	-62,927	-62,927
Other.....	-130	-130
Total--Department of State	102,078	-5,945	108,023	629,393	-11,567	640,959	417,321	-9,140	426,461
Department of Transportation:									
Office of the Secretary	5,757	5,757	20,614	20,614	23,907	23,907
Coast Guard:									
Operating expenses	96,560	96,560	357,474	357,474	314,209	314,209
Acquisition, construction, and improvements.....	25,807	25,807	85,695	85,695	71,107	71,107
Retired pay.....	16,364	16,364	65,113	65,113	55,153	55,153
Other.....	2,146	282	1,864	21,485	1,317	20,168	21,944	1,319	20,625
Total--Coast Guard	140,877	282	140,595	529,766	1,317	528,450	462,412	1,319	461,094
Federal Aviation Administration:									
Operations	215,450	215,450	738,280	738,280	670,959	670,959
Other.....	3,058	3,058	14,319	3	14,316	15,769	3	15,767
Airport and airway trust fund:									
Grants-in-aid for airports	43,610	43,610	204,442	204,442	218,431	218,431
Facilities and equipment.....	18,031	18,031	68,396	68,396	71,666	71,666
Interest on refunds of taxes	3	3	5	5
Other.....	5,478	5,478	24,675	24,675	21,630	21,630
Total--Airport and airway trust fund.....	67,118	67,118	297,516	297,516	311,732	311,732
Total--Federal Aviation Administration.....	285,626	285,626	1,050,115	3	1,050,112	998,460	3	998,458

TABLE III--BUDGET RECEIPTS AND OUTLAYS--Continued (In thousands)

Classification of OUTLAYS--Continued	This Month			Current Fiscal Year to Date			Comparable Period Prior Fiscal Year		
	Outlays	Applicable Receipts	Net Outlays	Outlays	Applicable Receipts	Net Outlays	Outlays	Applicable Receipts	Net Outlays
Department of Transportation--Continued									
Federal Highway Administration:									
Highway trust fund:									
Federal-aid highways.....	\$723,066	\$723,066	\$3,228,946	\$3,228,946	\$2,394,027	\$2,394,027
Other	10,275	10,275	46,868	46,868	23,872	23,872
Off-systems roads programs	10,478	10,478	65,038	65,038	70,395	70,395
Other programs.....	6,980	6,980	46,413	46,413	27,959	27,959
Total--Federal Highway Administration.....	750,799	750,799	3,387,265	3,387,265	2,516,253	2,516,253
National Highway Traffic Safety Administration:									
Operations and Research.....	4,419	4,419	18,460	18,460	17,075	17,075
Trust fund share of traffic safety programs	25,754	25,754	63,954	63,954	68,000	68,000
Other	-8,742	-8,742	-2,392	-2,392	-1,587	-1,587
Federal Railroad Administration:									
Railroad rehabilitation and improvement financing									
funds.....	8,620	\$170	8,450	27,220	\$170	27,050	6,047	6,047
Railroad research and development.....	5,188	5,188	20,053	20,053	16,700	16,700
Rail service assistance	3,703	3,703	31,377	31,377	19,136	19,136
Northeast corridor improvement program.....	17,183	17,183	82,141	82,141	59,484	59,484
Grants to National Railroad Passenger Corporation..	215,350	215,350	458,960	458,960	415,000	415,000
Other	5,869	2,425	3,445	26,455	11,267	15,188	26,811	\$12,790	14,021
Total--Federal Railroad Administration	255,912	2,594	253,318	646,206	11,436	634,770	543,178	12,790	530,388
Urban Mass Transportation Administration.....	338,443	338,443	1,098,686	1,098,686	826,137	826,137
Other	-4,693	708	-5,401	6,696	4,489	2,207	9,932	4,394	5,538
Proprietary receipts from the public	4,470	-4,470	15,441	-15,441	17,042	-17,042
Total--Department of Transportation.....	1,794,152	8,054	1,786,098	6,819,370	32,686	6,786,683	5,463,767	35,547	5,428,220
Department of the Treasury:									
Office of the Secretary.....	13,293	13,293	26,708	26,708	8,835	3	8,832
Office of Revenue Sharing:									
General Revenue Sharing.....	1,689,993	1,689,993	3,406,312	3,406,312	3,405,713	3,405,713
Other	226	226	1,497	1,497	2,498	2,498
Federal Law Enforcement Training Center.....	1,618	1,618	6,763	6,763	8,279	8,279
Bureau of Government Financial Operations:									
Salaries and expenses.....	15,525	15,525	59,895	59,895	53,195	53,195
Payments to states for social service claims.....	533,648	533,648
Claims, judgments, and relief acts.....	6,546	6,546	61,191	61,191	56,122	56,122
Other	43	43	2,592	2,592	5,750	5,750
Total--Bureau of Government Financial Operations.....	22,113	22,113	123,678	123,678	648,715	648,715
Bureau of Alcohol, Tobacco and Firearms.....	9,383	9,383	49,069	49,069	46,383	46,383
United States Customs Service.....	59,093	59,093	278,219	278,219	240,051	240,051
Bureau of Engraving and Printing	916	916	4,609	4,609	-520	-520
Bureau of the Mint.....	960	960	18,283	18,283	13,400	13,400
Bureau of the Public Debt	29,731	29,731	73,749	73,749	38,695	38,695
Internal Revenue Service:									
Federal tax lien revolving fund	28	9	19	166	240	-74	343	191	152
Salaries and expenses.....	12,205	12,205	49,531	49,531	40,270	40,270
Taxpayer service and returns processing	69,844	69,844	244,911	244,911	258,622	258,622
Examinations and appeals	83,459	83,459	299,080	299,080	280,541	280,541
Investigations and collections.....	42,121	42,121	175,770	175,770	131,655	131,655

TABLE III--BUDGET RECEIPTS AND OUTLAYS--Continued (In thousands)

Classification of OUTLAYS--Continued	This Month			Current Fiscal Year to Date			Comparable Period Prior Fiscal Year		
	Outlays	Applicable Receipts	Net Outlays	Outlays	Applicable Receipts	Net Outlays	Outlays	Applicable Receipts	Net Outlays
Department of the Treasury--Continued									
Internal Revenue Service--Continued									
Payment where credit exceeds liability for tax.....	\$20,000	\$20,000	\$25,932	\$25,932	\$4,716	\$4,716
Refunding internal revenue collections, interest.....	24,264	24,264	126,710	126,710	117,268	117,268
Internal revenue collections for Puerto Rico.....	32,285	32,285	107,150	107,150	70,582	70,582
Other.....	704	704
Total--Internal Revenue Service.....	284,205	\$9	284,196	1,029,954	\$240	1,029,714	903,998	\$191	903,807
United States Secret Service	9,921	9,921	49,796	49,796	47,658	47,658
Comptroller of the Currency	6,796	17,408	-10,612	34,562	19,561	15,001	31,161	22,305	8,855
Interest on the public debt:									
Public issues (accrual basis).....	4,898,612	4,898,612	18,388,070	18,388,070	15,215,130	15,215,130
Special Issues (cash basis).....	226,103	226,103	6,524,108	6,524,108	5,002,290	5,002,290
Total--Interest on the public debt.....	5,124,715	5,124,715	24,912,178	24,912,178	20,217,421	20,217,421
Proprietary receipts from the public.....	132,350	-132,350	665,502	-665,502	501,109	-501,109
Receipts from off-budget Federal agencies	409,993	-409,993	1,934,014	-1,934,014	1,227,548	-1,227,548
Intrabudgetary transactions.....	-1,529,184	-1,529,184	-2,191,888	-2,191,888	-1,604,676	-1,604,676
Total--Department of the Treasury.....	5,723,779	559,760	5,164,019	27,823,492	2,619,318	25,204,174	24,007,610	1,751,156	22,256,454
Environmental Protection Agency:									
Agency and regional management.....	2,546	2,546	2,985	2,985	28,860	28,860
Research and development:									
Energy supply.....	26,212	26,212	78,558	78,558	91,866	91,866
Pollution control and abatement	606	606	1,720	1,720	6,263	6,263
Abatement and control.....	37,834	37,834	191,360	191,360	163,451	163,451
Enforcement	2,722	2,722	11,323	11,323	21,047	21,047
Construction grants.....	386,437	386,437	1,581,822	1,581,822	1,216,108	1,216,108
Other.....	29,763	172	29,591	80,488	172	80,316	2,824	148	2,676
Proprietary receipts from the public.....	6,471	-6,471	12,853	-12,853	198	-198
Total-Environmental Protection Agency.....	486,119	6,643	479,476	1,948,256	13,025	1,935,231	1,530,418	346	1,530,072
General Services Administration:									
Real Property Activities.....	-187,872	-187,872	-234,376	-234,376	-248,335	-248,335
Personal Property Activities.....	35,426	35,426	72,599	72,599	34,658	34,658
Records Activities	11,561	567	10,994	33,159	2,127	31,032	28,447	2,457	25,990
General activities	12,080	2	12,077	44,422	162	44,260	56,004	221	55,783
Other.....	-7,950	-7,950	17,820	17,820	13,608	13,608
Proprietary receipts from the public:									
Stockpile receipts.....	7,596	-7,596	29,612	-29,612	21,770	-21,770
Other.....	-30,018	30,018	54,091	-54,091	12,822	-12,822
Intrabudgetary transactions.....	8	8	-9,300	-9,300
Total--General Services Administration	-136,756	-21,853	-114,904	-66,367	85,992	-152,359	-124,918	37,270	-162,187
National Aeronautics and Space Administration:									
Research and Development	322,115	322,115	1,173,902	1,173,902	996,795	996,795
Construction of facilities	11,377	11,377	41,206	41,206	39,510	39,510
Research and program management.....	83,332	83,332	329,049	329,049	303,456	303,456
Other.....	1,274	1,274	4	4
Proprietary receipts from the public.....	-5	5	1,490	-1,490	1,607	-1,607
Total--National Aeronautics and Space Administration	416,824	-5	416,829	1,545,431	1,490	1,543,941	1,339,765	1,607	1,338,158

TABLE III--BUDGET RECEIPTS AND OUTLAYS--Continued (In thousands)

Classification of OUTLAYS--Continued	This Month			Current Fiscal Year to Date			Comparable Period Prior Fiscal Year		
	Outlays	Applicable Receipts	Net Outlays	Outlays	Applicable Receipts	Net Outlays	Outlays	Applicable Receipts	Net Outlays
Veterans Administration:									
Public enterprise funds:									
Loan guaranty revolving fund.....	\$37,242	\$24,319	\$12,923	\$154,663	\$95,027	\$59,636	\$170,366	\$87,580	\$82,785
Direct loan revolving fund.....	10,243	10,597	-353	33,564	39,599	-6,035	33,460	42,799	-9,338
Veterans reopened insurance fund.....	2,347	2,026	320	8,488	24,422	-15,934	7,195	22,700	-15,505
Education loan fund.....	470	109	361	2,069	432	1,637	3,012	165	2,848
Other.....	23,916	19,060	4,856	86,817	85,916	901	77,245	79,397	-2,153
Compensation and pensions.....	55,764	55,764	3,691,830	3,691,830	3,411,612	3,411,612
Readjustment benefits.....	53,515	53,515	882,936	882,936	1,040,221	1,040,221
Medical care.....	499,202	499,202	1,931,460	1,931,460	1,743,479	1,743,479
Medical and prosthetic research.....	10,638	10,638	45,532	45,532	40,022	40,022
General operating expenses.....	70,735	70,735	235,504	235,504	136,778	136,778
Construction projects.....	27,821	27,821	90,228	90,228	74,461	74,461
Insurance funds:									
National service life.....	94,114	94,114	291,192	291,192	257,786	257,786
Government life.....	7,812	7,812	22,909	22,909	23,245	23,245
Veterans special life.....	6,712	6,678	34	17,231	39,656	-22,425	19,764	37,140	-17,375
Other.....	18,458	18,458	59,876	59,876	115,884	115,884
Proprietary receipts from the public:									
National service life.....	44,847	-44,847	151,966	-151,966	153,093	-153,093
Government life.....	433	-433	802	-802	1,499	-1,499
Other.....	10,229	-10,229	33,642	-33,642	17,516	-17,516
Intrabudgetary transactions.....	-202	-202	-1,413	-1,413	-803	-803
Total--Veterans Administration.....	918,786	118,298	800,488	7,552,886	471,462	7,081,424	7,153,727	441,889	6,711,838
Independent agencies:									
Action.....	24,362	6	24,357	78,585	62	78,524	73,778	-115	73,892
Arms Control and Disarmament Agency.....	1,620	1,620	4,630	4,630	4,302	4,302
Board for International Broadcasting.....	8,520	8,520	40,905	40,905	32,739	32,739
Civil Aeronautics Board.....	13,383	35	13,349	41,045	43	41,003	31,499	58	31,442
Commission on Civil Rights.....	940	940	3,805	3,805	3,397	3,397
Community Services Administration.....	526,565	562	526,003	792,522	619	791,903	215,354	24	215,331
Consumer Product Safety Commission.....	2,959	(*)	2,959	13,875	3	13,872	13,876	8	13,869
Corporation for Public Broadcasting.....	56,000	56,000	125,000	125,000	120,200	120,200
District of Columbia:									
Federal payment.....	17,778	17,778	213,144	213,144	240,150	240,150
Loans and repayment advances.....	32,834	32,834	52,834	20,000	32,834	25,416	22,346	3,070
Equal Employment Opportunity Commission.....	9,035	(*)	9,034	43,745	25	43,720	29,855	16	29,839
Export-Import Bank of the United States.....	232,380	159,159	73,221	1,200,541	746,708	453,833	715,755	716,074	-320
Federal Communications Commission.....	6,778	2	6,776	23,995	7	23,988	23,111	8	23,103
Federal Deposit Insurance Corporation.....	46,072	282,679	-236,607	188,968	628,669	-439,701	219,762	543,704	-323,942
Federal Emergency Management Agency:									
National flood insurance development fund.....	39,059	39,059	210,047	9	210,037	83,772	40,052	43,721
Emergency planning, preparedness, and mobilization.....	11,563	11,563	26,057	26,057	27,882	27,882
Hazard mitigation and disaster assistance.....	12,874	12,874	41,317	41,317	2,443	2,443
Federal Home Loan Bank Board:									
Public enterprise funds:									
Federal Home Loan Bank Board revolving fund....	1,300	1,570	-270	6,356	7,167	-812	16,681	17,524	-843
Federal Savings and Loan Insurance Corp. fund....	8,079	32,364	-24,285	66,927	235,645	-168,718	10,492	190,612	-180,120
Interest adjustment payments.....	12	12
Federal Trade Commission.....	5,409	3	5,406	22,337	10	22,327	20,818	-589	21,408
Intergovernmental Agencies:									
Washington Metropolitan Area Transit Authority.....	26,554	26,554	47,676	47,676	35,662	35,662
Other.....	657	217	440	727	842	-115	1,544	595	949

See footnotes on page 3.

TABLE III--BUDGET RECEIPTS AND OUTLAYS--Continued (In thousands)

61

Classification of OUTLAYS--Continued	This Month			Current Fiscal Year to Date			Comparable Period Prior Fiscal Year		
	Outlays	Applicable Receipts	Net Outlays	Outlays	Applicable Receipts	Net Outlays	Outlays	Applicable Receipts	Net Outlays
Independent agencies--Continued									
International Communications Agency	\$41,617	\$135	\$41,482	\$145,149	-\$360	\$145,508	\$124,173	\$29	\$124,144
Interstate Commerce Commission	60,129	17	60,112	21,845	6,267	15,578
Legal Services Corporation	25,001	25,001	112,191	112,191	74,590	74,590
Merit Systems Protection Board	795	(*)	795	1,655	(*)	1,655	23	(*)	23
National Credit Union Administration	22,236	49,638	-27,402	105,517	86,217	19,300	13,891	32,831	-18,940
National Foundation on the Arts and Humanities:									
National Endowment for the Arts	15,798	(*)	15,797	48,587	2	48,585	40,158	3	40,155
National Endowment for the Humanities	11,111	11,111	50,891	50,891	44,734	44,734
National Labor Relations Board	9,726	3	9,723	36,333	25	36,308	34,145	55	34,090
National Science Foundation	72,491	79	72,412	264,374	126	264,249	268,360	145	268,214
National Transportation Safety Board	1,761	(*)	1,761	6,253	2	6,251	5,399	4	5,395
Nuclear Regulatory Commission	17,755	1	17,753	98,669	6	98,663	81,247	8	81,239
Office of Personnel Management:									
Salaries and expenses	17,978	17,978	62,311	62,311	46,077	46,077
Government payment for annuitants, employees health benefits	48,100	48,100	191,710	191,710	129,779	129,779
Payment to civil service retirement and disability fund	81	81	324	324	360	360
Civil service retirement and disability fund	1,148,610	1,148,610	4,639,662	4,639,662	3,975,581	3,975,581
Employees health benefits fund	254,642	275,247	-20,604	1,121,578	1,058,616	62,962	1,059,130	989,881	69,249
Employees life insurance fund	42,199	50,916	-8,717	172,090	248,448	-76,358	176,209	234,526	-58,317
Retired employees health benefits fund	972	834	138	3,161	2,738	422	5,303	2,564	2,739
Other	1,886	1,886	3,737	3,737	1,492	1,492
Proprietary receipts from the public	941	-941	965	-965	1,276	-1,276
Intrabudgetary transactions:									
Civil service retirement and disability fund:									
Receipts transferred to Foreign Service retire- ment and disability fund	-296	-296	-2,347	-2,347	-3,186	-3,186
General fund contributions	-81	-81	-324	-324	-360	-360
Other	-1,713	-1,713	-6,537	-6,537	-5,553	-5,553
Total--Office of Personnel Management	1,512,378	327,938	1,184,440	6,185,366	1,310,767	4,874,599	5,384,831	1,228,246	4,156,584
Panama Canal Commission	6,509	31,531	-25,021	4,124	117,904	-113,779
Postal Service (payment to the Postal Service fund)	1,676,810	1,676,810	1,785,176	1,785,176
Railroad Retirement Board:									
Payments to Railroad Retirement Trust Fund	313,000	313,000
Regional rail transportation protective account	10,943	10,943	25,580	25,580	18,263	18,263
Railroad retirement accounts:									
Benefits payments and claims	380,699	380,699	1,514,259	1,514,259	1,375,549	1,375,549
Advances to the railroad retirement account from the FOASI trust fund	-21,878	-21,878	-89,844	-89,844	-74,778	-74,778
Advances to the railroad retirement account from the FDI trust fund	-2,693	-2,693	-11,863	-11,863	-6,676	-6,676
Disbursements for the payment of FOASI benefits	22,892	22,892	89,096	89,096	72,105	72,105
Disbursements for the payment of FDI benefits	3,089	3,089	12,122	12,122	10,696	10,696
Administrative expenses	2,801	2,801	11,284	11,284	9,118	9,118
Interest on refunds of taxes	1	1	5	5	9	9
Proprietary receipts from the public	(*)	(*)	24	-24	(*)	(*)
Intrabudgetary transactions:									
Railroad retirement account:									
Payment to railroad retirement trust funds	-313,000	-313,000
Interest transferred to federal hospital insurance trust fund
Interest on advances to railroad unemployment insurance account	-337	-337
Total--Railroad Retirement Board	395,853	(*)	395,853	1,550,638	24	1,550,615	1,403,951	(*)	1,403,950

See footnotes on page 3.

TABLE III--BUDGET RECEIPTS AND OUTLAYS--Continued (In thousands)

Classification of OUTLAYS--Continued	This Month			Current Fiscal Year to Date			Comparable Period Prior Fiscal Year		
	Outlays	Applicable Receipts	Net Outlays	Outlays	Applicable Receipts	Net Outlays	Outlays	Applicable Receipts	Net Outlays
Independent agencies--Continued									
Securities and Exchange Commission	\$5,597	(*)	\$5,596	\$24,089	\$4	\$24,085	\$23,323	\$8	\$23,315
Small Business Administration:									
Public enterprise funds:									
Business loan and investment fund.....	84,909	\$36,117	48,792	543,223	150,740	392,483	436,320	151,243	285,076
Disaster loan fund	486,382	78,744	407,638	700,134	240,086	460,047	544,344	190,755	353,589
Surety bond guarantees revolving fund.....	3,285	1,105	2,180	9,291	3,828	5,464	11,453	3,880	7,573
Other.....	221	176	45	2,073	1,269	804	1,100	636	464
Salaries and expenses.....	16,506	16,506	70,297	70,297	61,211	61,211
Proprietary receipts from the public.....	1	-1	12	-12	8	-8
Other.....	380	380	956	956	250	250
Total--Small Business Administration	591,683	116,143	475,540	1,325,973	395,935	930,038	1,054,678	346,523	708,155
Smithsonian Institution	13,658	21	13,637	41,594	34	41,560	41,209	19	41,189
Tennessee Valley Authority.....	488,057	282,147	205,910	1,899,082	1,540,972	358,111	1,512,502	897,726	614,776
United States Railway Association:									
Administrative expenses.....	3,000	3,000	11,880	11,880	7,850	7,850
Purchases of Conrail Securities.....	55,000	55,000	235,700	235,700	235,300	235,300
Other independent agencies	38,683	157	38,527	95,782	4,435	91,347	64,357	5,167	59,191
Total--Independent agencies	4,413,433	1,284,390	3,129,042	17,225,824	5,095,918	12,129,907	14,170,243	4,047,347	10,122,896
Undistributed offsetting receipts:									
Federal employer contributions to retirement and social insurance funds:									
Legislative Branch:									
United States Tax Court:									
Tax court judges survivors annuity fund.....	-40	-40	-30	-30
The Judiciary:									
Judicial survivors annuity fund.....	-133	-133	-653	-653	-378	-378
Department of Health, Education, and Welfare:									
Federal old-age and survivors insurance trust fund.	-78,000	-78,000	-311,000	-311,000	-291,000	-291,000
Federal disability insurance trust fund.....	-13,000	-13,000	-53,000	-53,000	-52,000	-52,000
Federal hospital insurance trust fund	-19,000	-19,000	-75,000	-75,000	-69,000	-69,000
Department of State:									
Foreign Service retirement and disability fund.....	-1,661	-1,661	-7,376	-7,376	-4,838	-4,838
Independent agencies:									
Office of Personnel Management:									
Civil Service retirement and disability fund.....	-188,080	-188,080	-934,608	-934,608	-815,777	-815,777
Receipts from off-budget Federal agencies:									
Independent agencies:									
Office of Personnel Management:									
Civil Service retirement and disability fund ...	-59,034	-59,034	-235,685	-235,685	-215,744	-215,744
Subtotal	-358,909	-358,909	-1,617,363	-1,617,363	-1,448,767	-1,448,767

See footnotes on page 3.

TABLE III--BUDGET RECEIPTS AND OUTLAYS--Continued (In thousands)

Classification of OUTLAYS--Continued	This Month			Current Fiscal Year to Date			Comparable Period Prior Fiscal Year		
	Outlays	Applicable Receipts	Net Outlays	Outlays	Applicable Receipts	Net Outlays	Outlays	Applicable Receipts	Net Outlays
Undistributed offsetting receipts--Continued									
Interest credited to certain Government Accounts:									
The Judiciary:									
Judicial survivors annuity fund	-\$9	-\$9	-\$265	-\$265	-\$254	-\$254
Department of Defense:									
Civil:									
Soldiers' and Airmen's Home permanent fund	-2,046	-2,046	-1,922	-1,922
Department of Health, Education, and Welfare:									
Federal old-age and survivors insurance trust fund	-16,240	-16,240	-762,144	-762,144	-879,264	-879,264
Federal disability insurance trust fund	-2,312	-2,312	-178,297	-178,297	-124,435	-124,435
Federal hospital insurance trust fund	-7,443	-7,443	-491,613	-491,613	-417,638	-417,638
Federal supplementary medical insurance trust fund	-2,684	-2,684	-199,411	-199,411	-157,954	-157,954
Department of Labor:									
Unemployment trust fund	30,616	30,616	-374,136	-374,136	-178,588	-178,588
Black Lung Disability Trust Fund	-235	-235
Department of State:									
Foreign Service retirement and disability fund	-83	-83	-19,051	-19,051	-13,833	-13,833
Department of Transportation:									
Airport and airway trust fund	-284	-284	-181,729	-181,729	-127,701	-127,701
Highway trust fund	-3,136	-3,136	-494,683	-494,683	-387,948	-387,948
Veterans Administration:									
Government life insurance fund	-13	-13	-16,473	-16,473	-17,241	-17,241
National service life insurance fund	-73	-73	-283,670	-283,670	-256,358	-256,358
Independent Agencies:									
Office of Personnel Management:									
Civil Service retirement and disability fund	-3,659	-3,659	-2,277,478	-2,277,478	-1,875,242	-1,875,242
Railroad Retirement Board:									
Railroad retirement account	-3,332	-3,332	-286,586	-286,586	-103,556	-103,556
Other	-1,034	-1,034	-3,544	-3,544	-1,893	-1,893
Subtotal	-9,685	-9,685	-5,571,125	-5,571,125	-4,544,064	-4,544,064
Rents and royalties on the outer continental shelf land	\$797,502	-797,502	\$2,789,431	-2,789,431	\$502,272	-502,272
Total--Undistributed offsetting receipts	-368,594	797,502	-1,166,096	-7,188,488	2,789,431	-9,977,918	-5,992,831	502,272	-6,495,103
Total outlays	54,468,065	6,480,345	47,987,720	210,948,489	24,301,508	186,646,981	184,406,294	20,093,568	164,312,726
TOTAL BUDGET			(Net Totals)			(Net Totals)			(Net Totals)
Receipts			43,428,731			157,464,527			137,814,179
Outlays (-)			-47,987,720			-186,646,981			-164,312,726
Budget surplus (+) or deficit (-)			-4,558,988			-29,182,454			-26,498,547

MEMORANDUM

Receipts offset against outlays (In thousands)

	Current Fiscal Year to Date	Comparable Period Prior Fiscal Year
Proprietary receipts from the public	\$7,709,365	\$6,791,669
Receipts from off-budget Federal agencies	1,934,014	1,227,548
Intrabudgetary transactions	19,507,214	18,156,871
Total receipts offset against outlays	29,150,593	26,176,088

TABLE IV--MEANS OF FINANCING (In thousands)

Classification (Assets and Liabilities Directly Related to the Budget)	Net Transactions (-) denotes net reduction of either liability or assets accounts			Account Balances Current Fiscal Year		
	This Month	Fiscal Year to Date		Beginning of		Close of This Month
		This Year	Prior Year	This Year	This Month	
LIABILITY ACCOUNTS						
Borrowing from the public:						
Public debt securities, issued under general financial authorities:						
Obligations of the United States, issued by:						
United States Treasury	\$2,579,170	\$21,176,034	\$18,909,176	\$826,519,087	\$845,115,951	\$847,695,121
Federal Financing Bank	10	10	10
Total public debt securities	2,579,170	21,176,034	18,909,176	826,519,097	845,115,961	847,695,131
Agency securities, issued under special financing authorities (See Schedule B. For other agency borrowing, see Schedule C.)	-22,116	-186,011	-601,402	7,231,770	7,067,875	7,045,758
Total federal securities	2,557,054	20,990,023	18,307,774	833,750,867	852,183,835	854,740,889
Deduct:						
Federal securities held as investments of government accounts (See Schedule D.)	-2,644,021	-3,182,276	-257,022	189,161,534	188,623,279	185,979,258
Total borrowing from the public	5,201,075	24,172,299	18,564,796	644,589,333	663,560,557	668,761,631
Accrued interest payable to the public	1,591,702	927,701	1,315,043	8,154,582	7,490,581	9,082,283
Deposit funds:						
Allocations of special drawing rights	1,145,091	1,143,744	1,133,636	4,174,771	4,173,423	5,318,515
Other	-2,980	-975,014	-65,730	4,342,031	3,369,997	3,367,017
Miscellaneous liability accounts (Includes checks outstanding etc.)	-1,422,581	-1,338,463	-1,478,228	8,646,702	8,730,820	7,308,239
Total liability accounts	6,512,307	23,930,267	19,469,517	669,907,419	687,325,378	693,837,686
ASSET ACCOUNTS (Deduct)						
Cash and monetary assets:						
U. S. Treasury operating cash:						
Federal Reserve account	-1,143,825	-3,557,796	-13,124,983	6,489,007	4,075,036	2,931,211
Tax and loan note accounts	1,821,939	-4,015,737	5,827,051	17,686,990	11,849,314	13,671,253
Balance	678,114	-7,573,533	-7,297,931	24,175,997	15,924,350	16,602,464
Special drawing rights:						
Total holdings	1,146,836	1,145,956	-280,334	2,725,228	2,724,348	3,871,184
SDR certificates issued to Federal Reserve Banks	-1,168,000	-1,168,000	-1,800,000	-1,800,000	-2,968,000
Balance	-21,164	-22,044	-280,334	925,228	924,348	903,184
Gold tranche drawing rights:						
U. S. subscription to International Monetary Fund:						
Direct quota payments	8,810,156	8,810,156	8,810,156
Maintenance of value adjustments	-13,330	128,043	36,678	2,120,603	2,261,977	2,248,647
Other demand liabilities issued to IMF	7,700	-31,000	-2,564,000	-9,423,243	-9,461,943	-9,454,243
Receivable/Payable (-) for U. S. currency valuation adjustment	11,834	-113,335	42,680	-208,178	-333,347	-321,513
Balance	6,204	-16,291	-2,484,641	1,299,338	1,276,842	1,283,047
Loans to International Monetary Fund	-706,304
Other cash and monetary assets	1,220,403	1,120,623	2,751,748	5,690,273	5,590,493	6,810,896
Total cash and monetary assets	1,883,557	-6,491,245	-8,017,462	32,090,836	23,716,034	25,599,591
Miscellaneous asset accounts	-484,921	897,311	846,307	6,110,205	7,492,437	7,007,516
Total asset accounts	1,398,636	-5,593,934	-7,171,155	38,201,041	31,208,471	32,607,107
Excess of liabilities (+) or assets (-)	+5,113,671	+29,524,201	+26,640,672	+631,706,378	+656,116,907	+661,230,579
Transactions not applied to current year's surplus or deficit (See Schedule A for details)	-554,683	-341,747	-142,125	212,936	-341,747
Total budget financing [Financing of deficit (+) or disposition of surplus (-)]	+4,558,988	+29,182,454	+26,498,547	+631,706,378	+656,329,844	+660,888,832

Classification	This Month	Fiscal Year to Date	
		This Year	Prior Year
Excess of liabilities beginning of period: Based on composition of unified budget in preceding period. Adjustments during current fiscal year for changes in composition of unified budget	\$656,116,907	\$631,706,378	\$595,528,323
Excess of liabilities beginning of period (current basis)	656,116,907	631,706,378	595,528,323
Budget surplus (-) or deficit: Based on composition of unified budget in prior fiscal year. Changes in composition of unified budget	4,558,988	29,182,454	26,498,547
Budget surplus (-) or deficit (Table III)	4,558,988	29,182,454	26,498,547
Transactions not applied to current year's surplus or deficit:			
Seigniorage	-58,757	-289,996	-175,781
Increment on gold
Profit on sale of gold	-926,747	-482,456
Net gain (-)/loss for U. S. currency valuation adjustment ..	1,496	-14,709	-79,359
Net gain (-)/loss for IMF loan valuation adjustment	-78,532
Off-budget Federal Agencies:			
Federal Financing Bank	714,484	3,523,336	3,141,839
Pension Benefit Guaranty Fund	2,105	4,775	4,040
Postal Service	-138,892	7-2,141,333	-2,387,833
Rural electrification and telephone revolving fund	17,109	151,725	164,612
Rural Telephone Bank	17,139	34,695	35,594
Total--transactions not applied to current year's surplus or deficit	554,683	341,747	142,125
Excess of liabilities close of period	661,230,579	661,230,579	622,168,996

See footnotes on page 3.

TABLE IV--SCHEDULE B--AGENCY SECURITIES, ISSUED UNDER SPECIAL FINANCING AUTHORITIES (In thousands)

Classification	Net Transactions (-) denotes net reduction of liability accounts			Account Balances Current Fiscal Year		
	This Month	Fiscal Year to Date		Beginning of		Close of This Month
		This Year	Prior Year	This Year	This Month	
Agency securities, issued under special financing authorities:						
Obligations of the United States, issued by:						
Export-Import Bank	-\$14,788	-\$110,483	-\$524,087	\$933,456	\$837,761	\$822,973
Obligations guaranteed by the United States, issued by:						
Department of Defense:						
Family Housing Mortgages	-9,472	-38,022	-33,145	766,706	738,156	728,683
Department of Housing and Urban Development:						
Federal Housing Administration	2,181	-12,413	-19,081	551,184	536,589	538,771
Department of Transportation:						
Coast Guard:						
Family Housing Mortgages	-37	-92	-88	1,423	1,368	1,331
Obligations not guaranteed by the United States, issued by:						
Department of Housing and Urban Development:						
Government National Mortgage Association	-25,000	-25,000	3,004,000	2,979,000	2,979,000
Independent Agencies:						
Postal Service	250,000	250,000	250,000
Tennessee Valley Authority	1,725,000	1,725,000	1,725,000
Total agency securities	-22,116	-186,011	-601,402	7,231,770	7,067,875	7,045,758

TABLE IV--SCHEDULE C (MEMORANDUM)--AGENCY BORROWING FINANCED THROUGH
ISSUE OF PUBLIC DEBT SECURITIES (In thousands)

Classification	Transactions			Account Balances Current Fiscal Year		
	This Month	Fiscal Year to Date		Beginning of		Close of This Month
		This Year	Comparable Prior Year	This Year	This Month	
Borrowing from the Treasury:						
Commodity Credit Corporation	\$1,546,786	-\$667,914	\$2,944,328	\$13,926,516	\$11,711,816	\$13,258,602
D. C. Commissioners: Stadium sinking fund, Armory Board, D. C.	-832	-832	-1,247	832	832
Export-Import Bank of United States	87,300	200,000	221,100	50,000	162,700	250,000
Federal Emergency Management Agency:						
National flood insurance fund	36,000	203,001	23,876	445,555	612,556	648,556
Federal Financing Bank	911,952	4,083,387	4,176,714	^R 64,211,034	67,382,469	68,294,421
Federal Home Loan Bank Board
Federal Housing Administration:						
General insurance	2,156,655	2,156,655	2,156,655
Special risk insurance	1,812,166	1,812,166	1,812,166
General Services Administration:						
Pennsylvania Avenue Development Corporation	-5,615	-5,615	-3,459	33,938	33,938	28,323
Government National Mortgage Association:						
Emergency home purchase assistance fund	148,380	560,490	13,303	1,351,400	1,763,510	1,911,890
Management and liquidating functions	14,000	14,000	14,000
Special assistance functions	201,030	189,530	-19,250	4,221,417	4,209,917	4,410,947
International Communication Agency	22,114	22,114	22,114
Rural Electrification Administration	24,117	183,305	194,198	7,864,742	8,023,930	8,048,047
Rural Telephone Bank	6,023	6,023	6,103	394,868	394,868	400,891
Saint Lawrence Seaway Development Corporation	-2,000	-2,500	112,976	110,976	110,976
Secretary of Agriculture, Farmers Home Administration:						
Rural housing insurance fund	550,000	550,000	1,005,718	1,005,718	1,555,718
Agricultural credit insurance fund	1,850,000	1,850,000	1,850,000
Rural development insurance fund	10,000	50,000	515,000	525,000	525,000
Secretary of Energy:						
Bonneville Power Administration	410,000	410,000	410,000
Secretary of Housing and Urban Development Department:						
College housing loans	2,687,325	2,687,325	2,687,325
Housing for the Elderly and Handicapped	60,000	210,000	150,000	520,170	670,170	730,170
Low-Rent Public Housing
New communities guaranty:						
Title IV	3,225	135	3,762	6,987	6,987
Title VII	9,500	21,396	14,801	240,849	252,745	262,245
Urban renewal fund	-50,000	300,000	250,000	250,000
Secretary of the Interior:						
Bureau of Mines, helium fund	251,650	251,650	251,650
Secretary of Transportation:						
Rail Service Assistance	100	100	100
Regional Rail Reorganization	276	2,704	^R 2,980	2,980
Smithsonian Institution:						
John F. Kennedy Center parking facilities	20,400	20,400	20,400
Tennessee Valley Authority	150,000	150,000	150,000
Veterans Administration:						
Veterans direct loan program	1,730,078	1,730,078	1,730,078
Total Borrowing from the Treasury	3,574,641	5,494,272	7,768,102	106,305,969	^R108,225,600	111,800,241
Borrowing from the Federal Financing Bank:						
Export-Import Bank of the United States	399,800	330,000	7,952,887	8,352,687	8,352,687
National Credit Union Administration	-6,500	31,569	38,069	31,569
Postal Service	1,587,000	1,587,000	1,587,000
Tennessee Valley Authority	185,000	332,000	575,000	7,125,000	7,272,000	7,457,000
Total Borrowing from the Federal Financing Bank	178,500	763,369	905,000	16,664,887	17,249,756	17,428,256
Total Agency Borrowing financed through issues of Public Debt Securities	3,753,141	6,257,641	8,673,102	122,970,856	^R125,475,356	129,228,497

Note: Includes only amounts loaned to Federal Agencies in lieu of Agency Debt issuance and excludes Federal Financing Bank purchase of loans made or guaranteed by Federal Agencies. The Federal Financing Bank borrows from Treasury and issues its own securities and in turn may loan these funds to Agencies in lieu of Agencies borrowing directly through Treasury or issuing their own securities.

R = Revised

**TABLE IV--SCHEDULE D--INVESTMENTS OF GOVERNMENT ACCOUNTS
IN FEDERAL SECURITIES (In thousands)**

Classification	Net Purchases or Sales (-)			Securities Held as Investments Current Fiscal Year		
	This Month	Fiscal Year to Date		Beginning of		Close of This Month
		This Year	Prior Year	This Year	This Month	
Federal Funds:						
Department of Agriculture:						
Agency securities.....			-\$6,000	\$17,215	\$17,215	\$17,215
Department of Commerce.....	\$4,125	\$17,190	26,050	104,021	117,086	121,211
Department of Housing and Urban Development:						
Federal Housing Administration:						
Federal housing administration fund:						
Public debt securities.....	22,135	-26,219	26,147	1,992,302	1,943,948	1,966,083
Agency securities.....	-44	-1,244	-1,377	187,263	186,062	186,018
Government National Mortgage Association:						
Emergency mortgage purchase assistance:						
Agency securities.....		2,037		4,570	6,607	6,607
Special assistance function fund:						
Agency securities.....	-711	-3,752	-2,641	96,613	93,571	92,861
Management and liquidating functions fund:						
Agency securities.....	-263	-1,073	-983	28,592	27,782	27,519
Guarantees of Mortgage-Backed Securities:						
Public debt securities.....	1,360	18,143	17,294	121,889	138,672	140,032
Agency securities.....	6,024	6,524	-623	38,208	38,709	44,732
Participation sales fund:						
Public debt securities.....	13,271	42,310	54,500	1,379,173	1,408,212	1,421,483
Agency securities.....				12,380	12,380	12,380
Housing Management:						
Community disposal operations fund:						
Agency securities.....				388	388	388
Department of Transportation.....	1,461	4,186	18	18,800	21,525	22,986
Department of the Treasury.....	39,408	149,738	1,375,586	4,266,116	4,376,445	4,415,854
Veterans Administration:						
Veterans reopened insurance fund.....	-1,033	15,746	15,015	437,950	454,729	453,696
Independent Agencies:						
Emergency Loan Guarantee Board.....						
Export-Import Bank of the United States.....			-7,700			
Federal Emergency Management Agency:						
National insurance development fund.....				62,037	62,037	62,037
Federal Savings and Loan Insurance Corporation:						
Public debt securities.....	23,957	168,362	180,119	5,482,967	5,627,372	5,651,329
Agency securities.....		-300		78,215	77,915	77,915
National Credit Union Administration.....	22,100	20,910	20,830	128,284	127,094	149,194
Other.....	35,341	29,758	22,170	444,130	438,547	473,888
Total public debt securities.....	162,126	440,124	1,730,028	14,437,669	14,715,667	14,877,793
Total agency securities.....	5,006	2,191	-11,624	463,443	460,628	465,634
Total Federal funds.....	167,132	442,315	1,718,405	14,901,112	15,176,295	15,343,427
Trust Funds:						
Legislative Branch:						
United States Tax Court.....		40	45	716	756	756
Library of Congress.....		105	80	1,595	1,700	1,700
The Judiciary:						
Judicial Survivors Annuity Fund.....	429	1,141	2,055	51,145	51,857	52,286
Department of Agriculture.....	550	550	55	150	150	700
Department of Commerce.....		-5	-25	35	30	30
Department of Defense.....	35	48	259	3,224	3,237	3,272
Department of Health, Education, and Welfare:						
Federal old-age and survivors insurance trust fund:						
Public debt securities.....	-1,308,690	-3,978,279	-4,717,796	26,773,347	24,103,758	22,795,068
Agency securities.....				555,000	555,000	555,000
Federal disability insurance trust fund.....	-33,727	6,776	-174,740	5,582,621	5,623,124	5,589,397
Federal hospital insurance trust fund:						
Public debt securities.....	-142,054	-198,148	-409,697	13,113,539	13,057,445	12,915,391
Agency securities.....				50,000	50,000	50,000
Federal supplementary medical insurance trust fund.....	39,130	-49,861	534,459	4,974,022	4,885,031	4,924,161
Other.....	113	513	257	2,620	3,020	3,133

TABLE IV--SCHEDULE D--INVESTMENTS OF GOVERNMENT ACCOUNTS
IN FEDERAL SECURITIES (In thousands)--Continued

Classification	Net Purchases or Sales (-)			Securities Held as Investments Current Fiscal Year		
	This Month	Fiscal Year to Date		Beginning of		Close of This Month
		This Year	Prior Year	This Year	This Month	
Trust Funds--Continued						
Department of the Interior.....	\$345	\$47,990	\$18,755	\$11,601	\$59,246	\$59,591
Department of Labor:						
Unemployment trust fund.....	-888,105	-1,702,381	-299,814	13,793,113	12,978,837	12,090,732
Other.....	36,305	4,106	4,106	4,106
Department of State:						
Foreign service retirement and disability fund.....	-6,648	31,248	58,808	492,628	530,524	523,876
Other.....	-565	-565	-225	1,140	1,140	575
Department of Transportation:						
Airport and airway trust fund.....	59,799	461,690	312,387	4,377,426	4,779,317	4,839,116
Highway trust fund.....	-124,818	-497,632	392,920	12,468,657	12,095,843	11,971,025
Other.....	20	20	20
Department of the Treasury.....	8,700	-17,600	-9,745	64,825	38,525	47,225
General Services Administration.....	-1,389	-1,178	710	4,510	4,720	3,332
Veterans Administration:						
Government life insurance fund.....	-1,983	-4,518	-4,746	462,557	460,022	458,039
National service life insurance fund:						
Public debt securities.....	-31,916	145,269	154,502	7,824,952	8,002,137	7,970,221
Agency securities.....	135,000	135,000	135,000
Veterans special life insurance fund.....	3,900	22,343	16,802	621,135	639,578	643,478
General Post Fund National Homes.....	2,365	2,365	2,365
Independent Agencies:						
Office of Personnel Management:						
Civil service retirement and disability fund:						
Public debt securities.....	-518,308	44,520	109,198	63,734,226	64,297,054	63,778,746
Agency securities.....	275,000	275,000	275,000
Employees health benefits fund.....	18,186	-28,627	-68,809	590,095	543,282	561,468
Employees life insurance fund.....	8,601	86,876	58,300	3,315,132	3,393,407	3,402,008
Retired employees health benefits fund.....	-550	-2,800	3,079	2,529	2,529
Federal Deposit Insurance Corporation.....	204,989	407,999	287,708	9,252,006	9,455,016	9,660,005
Japan-United States Friendship Commission.....	115	115	-421	18,655	18,655	18,770
Harry S. Truman Memorial Scholarship Trust Fund.....	-130	700	720	34,854	35,684	35,554
Railroad Retirement Board.....	-354,612	-304,145	-331,338	3,054,496	3,104,963	2,750,351
Total public debt securities.....	-3,068,053	-5,525,566	-4,035,831	170,634,591	168,177,077	165,109,024
Total agency securities.....	1,015,000	1,015,000	1,015,000
Total trust funds.....	-3,068,053	-5,525,566	-4,035,831	171,649,591	169,192,077	166,124,024
Off-budget Federal agencies:						
Federal Financing Bank.....	7,175	-214,000	30,875	226,300	5,125	12,300
Pension Benefit Guaranty Corporation.....	-2,675	-5,125	-4,050	141,925	139,475	136,800
Postal Service.....	252,400	2,120,200	2,033,700	2,238,716	4,106,516	4,358,916
Rural electrification and telephone revolving fund.....	-100	-120	3,891	3,791	3,791
Total public debt securities.....	256,900	1,900,975	2,060,405	2,610,832	4,254,907	4,511,807
Total Off-budget Federal agencies.....	256,900	1,900,975	2,060,405	2,610,832	4,254,907	4,511,807
Grand Total.....	-2,644,021	-3,182,276	-257,022	189,161,534	188,623,279	185,979,258

Note: Investments are in Public Debt Securities unless otherwise noted.

TABLE V--COMPARATIVE STATEMENT OF BUDGET RECEIPTS AND OUTLAYS

BY MONTHS OF CURRENT FISCAL YEAR (In millions)

Classification	Oct.	Nov.	Dec.	Jan.	Feb.	March	April	May	June	July	Aug.	Sept.	Fiscal Year To Date	Comparable Period Prior F. Y.
NET RECEIPTS														
Individual income taxes	\$18,682	\$18,972	\$20,192	\$26,856									\$84,702	\$72,264
Corporation income taxes.....	1,476	1,160	10,206	2,237									15,080	15,265
Social insurance taxes and contributions:														
Employment taxes and contributions.....	8,013	12,259	7,963	9,528									37,761	31,855
Unemployment insurance	840	1,650	204	675									3,370	3,037
Contributions for other insurance and retirement....	530	524	507	574									2,135	1,982
Excise taxes	1,547	1,653	1,658	1,448									6,306	6,464
Estate and gift taxes	526	518	425	509									1,978	1,808
Customs duties.....	646	605	595	611									2,457	2,491
Miscellaneous receipts.....	838	977	866	992									3,674	2,649
Total--receipts this year.....	33,099	38,320	42,617	43,429									157,465
Total--receipts prior year....	28,745	33,227	37,477	38,364									137,814
NET OUTLAYS														
Legislative Branch.....	89	97	105	111									402	360
The Judiciary.....	56	37	38	68									198	114
Executive Office of the President.....	7	6	9	7									29	25
Funds Appropriated to the President:														
International security assistance	706	862	442	391									2,401	-164
International development assistance	97	93	44	136									370	646
Other	75	-107	-24	1,132									1,076	246
Department of Agriculture:														
Foreign assistance, special export programs and Commodity Credit Corporation.....	404	727	790	1,561									3,481	5,162
Other.....	1,307	1,143	2,080	2,225									6,755	5,399
Department of Commerce.....	346	265	268	269									1,147	1,735
Department of Defense:														
Military:														
Department of the Army....	2,591	2,655	2,551	2,598									10,395	9,269
Department of the Navy	3,111	3,191	3,428	3,581									13,311	12,085
Department of Air Force ...	2,859	3,181	2,853	3,331									12,225	10,306
Defense agencies	1,619	1,536	1,510	1,445									6,110	5,302
Total Military.....	10,180	10,563	10,343	10,955									42,042	36,961
Civil	348	300	278	252									1,178	974
Department of Energy.....	496	791	793	-578									1,502	2,394
Department of Health, Education, and Welfare:														
Human Development Services.....	522	494	523	590									2,129	1,994
Health Care Financing Administration:														
Grants to States for Medicaid.....	1,211	1,077	1,158	1,354									4,800	4,034
Federal Hospital Ins. Trust Fund.....	1,875	1,836	1,759	2,025									7,495	6,417
Federal Supp. Med. Ins. Trust Fund.....	878	829	827	870									3,404	2,821
Other.....	428	567	703	576									2,274	2,495
Social Security Adm.:														
Assis. Pmts. Program....	585	564	611	721									2,481	2,190
Federal Old-Age and Survivors Insurance Trust Fund.....	8,085	8,082	8,085	8,100									32,352	28,421
Federal Disability Ins. Trust Fund.....	1,200	1,226	1,221	1,226									4,873	4,522
Other.....	651	1,002	1,426	102									3,181	2,598
Other.....	954	1,088	187	1,291									3,520	2,556

TABLE V--COMPARATIVE STATEMENT OF BUDGET RECEIPTS AND OUTLAYS

27

BY MONTHS OF CURRENT FISCAL YEAR (In millions)--Continued

Classification	Oct.	Nov.	Dec.	Jan.	Feb.	March	April	May	June	July	Aug.	Sept.	Fiscal Year To Date	Com-parable Period Prior F. Y.
OUTLAYS--Continued														
Department of Housing and Urban Development	\$1,163	\$1,535	\$367	\$1,268									\$4,332	\$2,881
Department of the Interior.....	393	437	328	385									1,543	1,049
Department of Justice.....	255	229	190	232									906	870
Department of Labor:														
Unemployment trust fund.....	736	834	1,001	1,473									4,044	3,075
Other.....	965	862	1,068	645									3,541	3,380
Department of State.....	255	138	139	108									641	426
Department of Transportation:														
Highway trust fund.....	988	762	794	733									3,276	2,418
Other.....	760	786	913	1,053									3,511	3,010
Department of the Treasury:														
Interest on the public debt.....	4,653	5,330	9,804	5,125									24,912	20,217
General revenue sharing.....	1,715	1	(**)	1,690									3,406	3,406
Other.....	-132	-286	-1,045	-1,651									-3,114	-1,367
Environmental Protection Agency.....	521	452	483	479									1,935	1,530
General Services Administration.....	-166	50	78	-115									-152	-162
National Aeronautics and Space Administration.....	384	415	328	417									1,544	1,338
Veterans Administration:														
Compensation and pensions.....	889	1,719	1,028	56									3,692	3,412
National service life.....	36	24	29	49									139	105
Government service life.....	6	4	5	7									22	22
Other.....	875	951	715	688									3,228	3,174
Independent agencies:														
Office of Personnel Management.....	1,223	1,174	1,293	1,184									4,875	4,157
Postal Service.....	1,677									1,677	1,785
Small Business Administration.....	93	357	4	476									930	708
Tennessee Valley Authority....	-209	208	153	206									358	615
Other ind. agencies.....	1,011	784	1,233	1,263									4,290	2,858
Undistributed offsetting receipts:														
Federal employer contributions to retirement fund.....	-470	-400	-388	-359									-1,617	-1,449
Interest credited to certain accounts.....	-114	-531	-4,916	-10									-5,571	-4,544
Rents and Royalties on Outer Continental Shelf Lands.....	-199	-535	-1,258	-798									-2,789	-502
Total outlays--this year.....	47,807	46,841	44,010	47,988									186,647
Total outlays--prior year.....	42,745	39,188	41,510	40,870									164,313
Surplus (+) or deficit (-) this year.....	-14,708	-8,522	-1,393	-4,559									-29,182
Surplus (+) or deficit (-) prior year.....	-13,999	-5,961	-4,032	-2,506									-26,499


28 TABLE VI--TRUST FUND IMPACT ON BUDGET RESULTS AND INVESTMENT HOLDINGS (In millions)

Classification	Current Month			Fiscal Year to Date			Securities held as Investments Current Fiscal Year		
	Receipts	Outlays	Excess	Receipts	Outlays	Excess	Beginning of		Close of This Month
							This Year	This Month	
Trust receipts, outlays, and investments held:									
Airport and airway	\$127	\$67	\$60	\$569	\$116	\$454	\$4,377	\$4,779	\$4,839
Black lung disability trust fund.....	20	23	-3	104	103	1	4	4	4
Federal Deposit Insurance Corp.....	-237	237	-440	440	9,252	9,455	9,660
Federal disability insurance	1,178	1,210	-32	4,498	4,524	-26	5,583	5,623	5,589
Federal employees life and health benefits.....	-29	29	-13	13	3,908	3,939	3,966
Federal employees retirement	324	905	-581	1,174	1,155	19	64,502	65,103	64,578
Federal hospital insurance.....	1,625	1,998	-373	6,279	6,787	-508	13,164	13,107	12,965
Federal old-age and survivors insurance	6,699	8,005	-1,306	26,333	30,721	-4,388	27,328	24,659	23,350
Federal supplementary medical insurance	250	292	-42	961	1,095	-134	4,974	4,885	4,924
General Revenue Sharing	1,690	-1,690	6,855	3,406	3,449
Highway	576	791	-215	2,330	2,845	-516	12,469	12,096	11,971
Military assistance advances	1	-1	1,211	-1,211
Railroad retirement.....	23	382	-358	651	1,238	-587	3,054	3,105	2,750
Unemployment	675	1,504	-829	3,370	3,670	-300	13,793	12,979	12,091
Veterans life insurance.....	56	-56	-161	161	9,044	9,237	9,207
All other trust	4	-66	71	21	-141	161	199	221	229
Trust fund receipts and outlays on the basis of Table III and investments held from Table IV - D.....	11,502	16,592	-5,090	53,145	56,117	-2,972	171,650	169,192	166,124
Interfund receipts offset against trust fund outlays.....	988	988	-0-	10,378	10,378	-0-			
Total trust fund receipts and outlays	12,489	17,580	-5,090	63,523	66,495	-2,972			
Federal fund receipts and outlays on the basis of Table III.....	31,927	31,396	531	111,174	137,385	-26,211			
Interfund receipts offset against Federal fund outlays	-16	-16	-0-	1	1	-0-			
Total Federal fund receipts and outlays	31,910	31,379	531	111,175	137,386	-26,211			
Total interfund receipts and outlays...	-972	-972	-0-	-17,234	-17,234	-0-			
Net budget receipts and outlays	43,429	47,988	-4,559	157,465	186,647	-29,182			

Note: Interfund receipts and outlays are transactions between Federal funds and trust funds, such as, Federal payments and contributions, Federal employer contributions, and interest and profits on investments in Federal securities. They have no net effect on overall budget receipts and outlays since the receipt side of such transactions is offset against budget outlays. In this table, interfund receipts are shown as an adjustment to arrive at total receipts and outlays of trust funds and Federal funds respectively. Included in total interfund receipts and outlays are \$6,855 million in Federal funds transferred to trust funds for general revenue sharing.

Classification	Budget Receipts and Outlays		
	This Month	Fiscal Year To Date	Comparable Period Prior Fiscal Year
NET RECEIPTS			
Individual income taxes.....	\$26,856,124	\$84,702,316	\$72,263,725
Corporation income taxes.....	2,169,988	15,079,624	15,264,652
Social insurance taxes and contributions:			
Employment taxes and contributions.....	9,525,796	37,760,998	31,855,247
Unemployment insurance.....	674,984	3,369,947	3,036,545
Contributions for other insurance and retirement.....	641,394	2,135,373	1,982,142
Excise taxes.....	1,447,873	6,306,191	6,463,819
Estate and gift taxes.....	508,660	1,978,491	1,808,231
Customs.....	611,419	2,457,357	2,491,164
Miscellaneous receipts.....	992,494	3,674,230	2,648,654
Total.....	43,428,731	157,464,527	137,814,179
NET OUTLAYS			
National defense.....	11,195,294	42,943,073	37,190,538
International affairs.....	858,562	4,210,075	1,167,066
General science, space, and technology.....	528,354	1,926,886	1,606,862
Energy.....	438,998	1,758,810	2,953,155
Natural resources and environment.....	1,166,704	4,894,036	3,873,757
Agriculture.....	1,432,434	3,752,892	5,756,919
Commerce and housing credit.....	675,559	3,491,224	2,575,784
Transportation.....	1,913,729	7,368,389	5,902,679
Community and regional development.....	1,303,907	3,521,091	3,396,185
Education, training, employment and social services.....	3,088,341	10,210,031	9,066,038
Health.....	4,979,578	18,622,858	16,053,861
Income security.....	15,150,368	59,283,229	50,409,136
Veterans benefits and services.....	802,803	7,091,040	6,721,198
Administration of justice.....	399,901	1,559,805	1,369,996
General government.....	383,923	1,357,420	1,642,262
General purpose fiscal assistance.....	1,798,496	4,100,952	4,011,185
Interest.....	3,036,864	20,533,089	17,111,206
Undistributed offsetting receipts.....	-1,166,096	-9,977,918	-6,495,103
Total.....	47,987,720	186,646,981	164,312,726

For sale by the Superintendent of Documents, U. S. Government Printing Office, Washington, D. C. 20402
Subscription price \$62.20 per year (domestic), \$15.55 per year additional (foreign mailing), includes all issues of Daily Treasury Statements,
the Monthly Statement of the Public Debt of the United States and the Monthly Treasury Statement of Receipts
and Outlays of the U. S. Government. No single copies are sold.





002625

Monthly Treasury Statement of Receipts and Outlays of the United States Government

for period from October 1, 1979 through February 29, 1980

TABLE I--TOTALS OF BUDGET RESULTS AND FINANCING (In millions)

Period	Budget Receipts and Outlays			Means of Financing			
	Net Receipts	Net Outlays	Budget Surplus (+) or Deficit (-)	By Borrowing from the Public	By Reduction of Cash and Monetary Assets Increase (-)	By Other Means	Total Budget Financing
Current month (February 1980).....	\$37,862	\$47,208	-\$9,346	\$2,066	\$6,007	\$1,274	\$9,346
Actual 1980 (five months).....	195,327	233,855	-38,529	26,238	12,498	-207	38,529
Comparative data:							
Actual 1979 (five months).....	170,453	202,052	-31,599	17,897	16,196	-2,494	31,599
Actual 1979 (full year).....	465,940	493,221	¹ -27,281	33,641	-408	-5,951	27,281
Estimated 1980 ²	523,829	563,583	-39,754	44,300	10,103	-14,649	39,754
Estimated 1981 ²	599,988	615,761	-15,773	33,100	-17,327	15,773

TABLE II--SUMMARY OF BUDGET RECEIPTS AND OUTLAYS (In millions)

Classification	Actual This Month	Actual This Fiscal Year to Date	Actual Comparable Prior Period	Budget Estimates Full Fiscal Year ²
NET RECEIPTS				
Individual income taxes	\$15,522	\$100,225	\$86,772	\$238,717
Corporation income taxes	1,420	16,499	16,546	72,303
Social insurance taxes and contributions:				
Employment taxes and contributions	14,824	52,585	43,705	138,609
Unemployment insurance	1,490	4,860	4,323	16,847
Contributions for other insurance and retirement	543	2,679	2,460	6,724
Excise taxes	1,378	7,684	7,900	26,333
Estate and gift taxes	506	2,484	2,234	5,777
Customs duties	519	2,977	3,018	7,600
Miscellaneous receipts	1,661	5,335	3,494	10,919
Total	37,862	195,327	170,453	523,829
NET OUTLAYS				
Legislative Branch	92	495	438	1,331
The Judiciary	38	237	192	623
Executive Office of the President.....	9	38	29	100
Funds Appropriated to the President:				
International security assistance	447	2,848	155	4,090
International development assistance	117	488	666	1,827
Other	65	1,176	282	3,589
Department of Agriculture	2,054	12,292	12,275	23,624
Department of Commerce	265	1,412	2,050	3,561
Department of Defense - Military	10,940	52,982	45,881	127,400
Department of Defense - Civil	218	1,396	1,144	3,230
Department of Energy	520	2,021	3,069	7,681
Department of Health, Education, and Welfare.....	17,036	83,544	72,631	206,609
Department of Housing and Urban Development	584	4,917	3,502	11,636
Department of the Interior	303	1,846	1,572	4,219
Department of Justice	199	1,105	1,053	2,563
Department of Labor	2,458	10,042	8,351	27,503
Department of State	186	827	566	1,971
Department of Transportation.....	1,163	7,950	6,362	17,347
Department of the Treasury:				
General revenue sharing	9	3,415	3,419	6,863
Interest on the public debt	5,475	30,387	24,537	73,300
Other	-131	-3,245	-1,229	-4,336
Environmental Protection Agency	427	2,362	1,896	4,984
National Aeronautics and Space Administration	408	1,952	1,704	5,011
Veterans Administration	2,772	9,854	8,331	20,711
Other independent agencies	2,496	14,438	11,252	30,304
Allowances, undistributed				100
Undistributed offsetting receipts:				
Federal employer contributions to retirement funds	-401	-2,018	-1,811	-5,919
Interest on certain Government accounts	-210	-5,781	-4,755	-11,539
Rents and royalties on the Outer Continental Shelf lands	-334	-3,123	-1,512	-4,800
Total	47,208	233,855	202,052	563,583
Surplus (+) or deficit (-)	-9,346	-38,529	-31,599	-39,754

See footnotes on page 3.

Source: Bureau of Government Financial Operations, Department of the Treasury.

TABLE III--BUDGET RECEIPTS AND OUTLAYS--Continued (In thousands)

Classification of Receipts	This Month			Current Fiscal Year to Date			Comparable Period Prior Fiscal Year		
	Gross Receipts	Refunds (Deduct)	Net Receipts	Gross Receipts	Refunds (Deduct)	Net Receipts	Gross Receipts	Refunds (Deduct)	Net Receipts
Individual income taxes:									
Withheld.....	\$19,466,073			\$93,190,930			\$78,889,078		
Presidential Election Campaign Fund.....	7,247			7,815			5,315		
Other.....	1,229,573			13,015,331			11,370,082		
Total--Individual income taxes.....	20,702,894	\$5,180,690	\$15,522,204	106,214,076	\$5,989,557	\$100,224,520	90,264,475	\$3,492,073	\$86,772,402
Corporation income taxes.....	2,116,873	697,345	1,419,529	19,713,222	3,214,069	16,499,153	18,989,556	2,443,814	16,545,742
Social insurance taxes and contributions:									
Employment taxes and contributions:									
Federal old-age and survivors ins. trust fund:									
Federal Insurance Contributions Act taxes.....	7,645,000		7,645,000	31,404,084		31,404,084	26,007,576		26,007,576
Self-Employment Contributions Act taxes.....	280,000		280,000	609,157		609,157	492,555		492,555
Deposits by States.....	3,217,966		3,217,966	5,462,673		5,462,673	4,348,438		4,348,438
Total--FOASI trust fund.....	11,142,966		11,142,966	37,475,914		37,475,914	30,848,569		30,848,569
Federal disability insurance trust fund:									
Federal Insurance Contributions Act taxes.....	1,324,000		1,324,000	5,439,553		5,439,553	4,630,334		4,630,334
Self-Employment Contributions Act taxes.....	48,000		48,000	103,103		103,103	87,917		87,917
Deposits by States.....	9,055		9,055	336,225		336,225	411,151		411,151
Total--FDI trust fund.....	1,381,055		1,381,055	5,878,882		5,878,882	5,129,403		5,129,403
Federal hospital insurance trust fund:									
Federal Insurance Contributions Act taxes.....	1,853,000		1,853,000	7,610,829		7,610,829	6,186,801		6,186,801
Self-Employment Contributions Act taxes.....	49,000		49,000	105,520		105,520	82,114		82,114
Receipts from railroad retirement account.....									
Deposits by States.....	11,473		11,473	470,715		470,715	531,835		531,835
Premiums collected for uninsured individuals.....	1,274		1,274	6,832		6,832	6,404		6,404
Total--FHI trust fund.....	1,914,747		1,914,747	8,193,897		8,193,897	6,807,153		6,807,153
Railroad retirement accounts:									
Railroad Retirement Act taxes.....	384,812		384,812	1,035,915	29	1,035,886	920,199	143	920,056
Total--Employment taxes and contributions.....	14,823,580		14,823,580	52,584,608	29	52,584,578	43,705,324	143	43,705,181
Unemployment insurance:									
Unemployment trust fund:									
State taxes deposited in Treasury.....	1,073,169		1,073,169	3,666,850		3,666,850	3,525,944		3,525,944
Federal Unemployment Tax Act taxes.....	413,000	869	412,131	1,145,000	6,897	1,138,103	745,000	6,906	738,094
Railroad Unemployment Ins. Act Contributions.....	4,522		4,522	54,816		54,816	58,530		58,530
Total--Unemployment trust fund.....	1,490,691	869	1,489,822	4,866,666	6,897	4,859,769	4,329,474	6,906	4,322,568
Contributions for other insurance and retirement:									
Federal supplementary medical ins. trust fund:									
Premiums collected for the aged.....	203,856		203,856	1,071,196		1,071,196	960,682		960,682
Premiums collected for the disabled.....	24,608		24,608	118,683		118,683	110,583		110,583
Total--FSMI trust fund.....	228,464		228,464	1,189,879		1,189,879	1,071,266		1,071,266
Federal employees retirement contributions:									
Civil service retirement and disability fund.....	306,557		306,557	1,459,315		1,459,315	1,356,854		1,356,854
Foreign service retirement and disability fund.....	2,604		2,604	9,158		9,158	5,879		5,879
Other.....	137		137	820		820	672		672
Total--Federal employees retirement contributions.....	309,298		309,298	1,469,293		1,469,293	1,363,405		1,363,405

TABLE III--BUDGET RECEIPTS AND OUTLAYS--Continued (In thousands)

Classification of Receipts--Continued	This Month			Current Fiscal Year to Date			Comparable Period Prior Fiscal Year		
	Gross Receipts	Refunds (Deduct)	Net Receipts	Gross Receipts	Refunds (Deduct)	Net Receipts	Gross Receipts	Refunds (Deduct)	Net Receipts
Social insurance taxes and contributions--Continued									
Contributions for other insurance and retirement--Continued									
Other retirement contributions:									
Civil service retirement and disability fund.....	£5,600	£5,600	£19,563	£19,563	£25,251	£25,251
Total--Contributions for other insurance and retirement	543,362	543,362	2,678,735	2,678,735	2,459,922	2,459,922
Total--Social insurance taxes and contributions	16,857,633	£869	16,856,764	60,130,009	£6,926	60,123,083	50,494,720	£7,049	50,487,671
Excise taxes:									
Miscellaneous excise taxes.....	668,167	5,814	662,352	4,026,037	60,783	3,965,254	4,179,494	23,412	4,156,082
Airport and airway trust fund.....	157,470	1,119	156,351	727,478	1,663	725,815	614,350	917	613,433
Highway trust fund	557,701	24,761	532,940	2,888,809	26,298	2,862,511	3,064,012	21,989	3,042,024
Black lung disability trust fund	25,950	25,950	130,205	130,205	88,706	88,706
Total--Excise taxes	1,409,287	31,694	1,377,593	7,772,528	88,744	7,683,784	7,946,562	46,318	7,900,244
Estate and gift taxes	513,076	7,150	505,925	2,522,560	38,144	2,484,416	2,281,472	47,108	2,234,364
Customs duties	542,770	23,569	519,202	3,081,146	104,588	2,976,559	3,088,246	69,982	3,018,264
Miscellaneous receipts:									
Deposits of earnings by Federal Reserve Banks	1,562,513	1,562,513	4,879,787	4,879,787	3,113,756	3,113,756
All other.....	102,378	4,032	98,346	461,298	5,997	455,302	380,568	141	380,427
Total--Miscellaneous receipts	1,664,891	4,032	1,660,859	5,341,085	5,997	5,335,089	3,494,324	141	3,494,183
Total--Budget receipts	43,807,424	5,945,348	37,862,076	204,774,627	9,448,024	195,326,603	176,559,355	6,106,484	170,452,871

Note: Throughout this statement, details may not add to totals due to rounding.

FOOTNOTES

¹The Joint Treasury-Office of Management and Budget Press Statement released with the September 1979 Monthly Treasury Statement, adjusted this total to include administrative expenses and interest receipts of the Exchange Stabilization Fund. The total in the press release is \$27.7 billion for the deficit.

²Based on the FY 1931 Budget document released on January 28, 1930.

³The new FY 1980 budget estimates split the Department of Health, Education, and Welfare (HEW) into the Departments of Education (12,864 million),

and Health and Human Services (193,745); the new Departments are expected to be implemented effective May 1, 1980.

⁴Represents adjustments to amounts previously reported.

⁵Postal Service reporting is on a full calendar month basis and is partially estimated. Data from February 23 to February 29 is derived from the Postal Service consolidated accelerated reporting system.

*Less than \$500,00

**Less than \$500,000.00

TABLE III--BUDGET RECEIPTS AND OUTLAYS--Continued (In thousands)

Classification of OUTLAYS	This Month			Current Fiscal Year			Comparable Period Prior Fiscal Year		
	Outlays	Applicable Receipts	Net Outlays	Outlays	Applicable Receipts	Net Outlays	Outlays	Applicable Receipts	Net Outlays
Legislative Branch:									
Senate	\$15,554		\$15,554	\$75,573		\$75,573	\$67,416		\$67,416
House of Representatives	28,046	\$7	28,039	133,876	\$41	133,835	120,742	\$32	120,710
Joint Items	997		997	20,036		20,036	25,387		25,387
Congressional Budget Office	1,031		1,031	4,664		4,664	3,765		3,765
Architect of the Capitol	7,324		7,324	37,208		37,208	39,686		39,686
Library of Congress	12,890		12,890	79,477		79,477	66,428		66,428
Government Printing Office:									
Revolving fund (net)	-5,314		-5,314	-9,936		-9,936	-5,424		-5,424
General and Special fund appropriations	9,649		9,649	60,832		60,832	46,254		46,254
General Accounting Office	19,924		19,924	81,093		81,093	72,831		72,831
United States Tax Court	589		589	4,261		4,261	3,733		3,733
Other Legislative Branch Agencies	2,561		2,561	12,234		12,234	3,574		3,574
Proprietary receipts from the public		762	-762		4,285	-4,285		5,891	-5,891
Intrabudgetary transactions	-302		-302	-416		-416	-295		-295
Total--Legislative Branch	92,949	769	92,180	498,902	4,326	494,576	444,098	5,923	438,175
The Judiciary:									
Supreme Court of the United States	1,107		1,107	4,453		4,453	3,517		3,517
Courts of Appeals, District Courts, and other Judicial Services	34,420		34,420	218,484		218,484	177,978		177,978
Other	2,972		2,972	14,605		14,605	11,518		11,518
Proprietary receipts from the public		189	-189		945	-945		751	-751
Total--The Judiciary	38,500	189	38,310	237,542	945	236,597	193,014	751	192,263
Executive Office of the President:									
Compensation of the President and the White House Office	1,332		1,332	8,259		8,259	5,899		5,899
Office of Management and Budget	2,594	2	2,592	13,543	3	13,539	11,439	-9	11,448
Other	4,754		4,754	16,208		16,208	11,552		11,552
Total--Executive Office of the President	8,679	2	8,678	38,009	3	38,006	28,890	-9	28,899
Funds Appropriated to the President:									
Appalachian Regional Development Programs	19,806	(*)	19,806	148,772	20	148,752	136,783		136,783
Disaster relief	36,500		36,500	232,169		232,169	84,053		84,053
Foreign Assistance:									
International Security Assistance:									
Military assistance	9,017		9,017	100,751		100,751	47,366		47,366
Foreign military credit sales	1,561		1,561	265,373		265,373	115,561		115,561
Assistance for Relocation of Facilities in Israel	24,702		24,702	153,192		153,192			
Economic supporting assistance	55,810		55,810	902,901		902,901	845,126		845,126
Advances, foreign military sales	426,418		426,418	3,182,835		3,182,835	3,017,341		3,017,341
Other	2,788		2,788	12,803		12,803	22,591		22,591
Proprietary receipts from the public:									
Advances, foreign military sales		52,643	-52,643		1,598,479	-1,598,479		3,756,458	-3,756,458
Other		20,599	-20,599		171,537	-171,537		136,380	-136,380
Total--International Security Assistance	520,295	73,242	447,054	4,617,854	1,770,016	2,847,838	4,047,985	3,892,837	155,148

See footnotes on page 3.

TABLE III--BUDGET RECEIPTS AND OUTLAYS--Continued (In thousands)

Classification of OUTLAYS--Continued	This Month			Current Fiscal Year to Date			Comparable Period Prior Fiscal Year		
	Outlays	Applicable Receipts	Net Outlays	Outlays	Applicable Receipts	Net Outlays	Outlays	Applicable Receipts	Net Outlays
Funds Appropriated to the President--Continued									
Foreign Assistance--Continued									
International Development Assistance:									
Multilateral Assistance:									
Contributions to International Financial Institutions:									
International development association.....	\$55,000	\$55,000	\$105,000	\$105,000	\$207,529	\$207,529
Inter-American development bank	7,838	7,838	75,650	75,650	80,599	80,599
Other.....	3,298	3,298	30,675	30,675
International organizations and programs.....	2,927	2,927	68,267	68,267	75,815	75,815
Bilateral Assistance:									
Public enterprise funds:									
Overseas Private Investment Corporation	3,669	\$7,926	-4,257	-4,470	\$35,430	-39,900	1,480	\$32,882	-31,401
Inter-American Foundation	627	25	601	5,608	2,354	3,254	3,413	85	3,328
Other.....	292	342	-50	49,800	5,273	44,527	38,735	4,617	34,118
Functional development assistance program	85,407	85,407	335,608	335,608	338,336	338,336
Payment to Foreign Service retirement and disability fund	24,818	24,818
Operating expenses of the Agency for International Development	20,353	20,353	114,405	114,405	91,539	91,539
Other.....	5,042	5,042	43,119	43,119	41,517	41,517
Proprietary receipts from the public.....	55,384	-55,384	265,423	-265,423	230,520	-230,520
Total--Bilateral Assistance	115,390	63,678	51,712	544,071	308,480	235,591	539,839	268,103	271,735
Total--International Development Assistance	181,155	63,678	117,477	796,286	308,480	487,806	934,457	268,103	666,354
International Narcotics Control Assistance	2,368	2,368	10,716	10,716	12,908	12,908
President's foreign assistance contingency fund.....	-27	-27	26	26	91	91
Total--Foreign Assistance.....	703,791	136,920	566,872	5,424,882	2,078,496	3,346,386	4,995,442	4,160,940	834,501
Peace Corps	5,878	32	5,846	41,541	93	41,448	39,631	-104	39,735
Petroleum Reserves	-69	69	-742,680	742,680	10,066	42,267	-32,202
Other.....	59	59	242	242	40,230	40,230
Total--Funds Appropriated to the President	766,033	136,882	629,151	5,847,607	1,335,929	4,511,677	5,306,205	4,203,104	1,103,101
Department of Agriculture:									
Departmental Administration	3,386	3,386	11,639	11,639	16,631	16,631
Office of the Inspector General	2,758	2,758	14,062	14,062	12,614	12,614
Science and Education Administration:									
Agricultural Research.....	29,843	29,843	146,332	146,332	138,129	138,129
Cooperative Research.....	15,748	15,748	64,631	64,631	56,506	56,506
Extension activities	25,069	25,069	115,675	115,675	106,421	106,421
Other.....	1,481	1,481	5,131	5,131	2,536	2,536
Economics, statistics, and cooperatives service.....	4,961	4,961	30,616	30,616	29,947	29,947
Foreign Agricultural Service.....	6,181	6,181	22,387	22,387	19,666	19,666
Foreign Assistance Programs.....	40,228	40,228	209,981	209,981	184,725	184,725

TABLE III--BUDGET RECEIPTS AND OUTLAYS--Continued (In thousands)

Classification of OUTLAYS--Continued	This Month			Current Fiscal Year to Date			Comparable Period Prior Fiscal Year		
	Outlays	Applicable Receipts	Net Outlays	Outlays	Applicable Receipts	Net Outlays	Outlays	Applicable Receipts	Net Outlays
Department of Agriculture--Continued									
Agricultural Stabilization and Conservation Service:									
Salaries and expenses	\$14,212	\$14,212	\$66,800	\$66,800	\$76,505	\$76,505
Agricultural conservation program	5,982	5,982	67,017	67,017	129,685	129,685
Other	3,159	3,159	18,958	18,958	16,252	16,252
Federal Crop Insurance Corporation	12,931	\$8,653	4,278	55,853	\$66,513	-10,660	39,371	\$61,444	-22,073
Commodity Credit Corporation:									
Price support and related programs	671,895	638,629	33,266	5,940,714	2,596,410	3,344,304	7,231,417	1,925,501	5,305,916
Intragovernmental fund	161	765
National Wool Act program	161	161	765	765	887	887
Total--Commodity Credit Corporation	672,056	638,629	33,427	5,941,479	2,596,410	3,345,069	7,232,304	1,925,501	5,306,803
Rural Electrification Administration	1,957	1,957	10,405	10,405	9,426	9,426
Farmers Home Administration:									
Public enterprise funds:									
Self-help housing land development fund	896	66	829	1,616	262	1,354	149	-149
Rural housing insurance fund	624,362	136,702	487,660	3,502,234	2,165,252	1,336,982	2,417,555	2,122,454	295,100
Agricultural credit insurance fund	1,134,412	1,092,421	41,991	3,644,741	3,601,815	42,925	3,070,120	2,486,126	583,993
Rural development insurance fund	98,757	66,834	31,923	883,800	763,593	120,207	722,311	633,465	88,846
Rural water and waste disposal grants	24,569	24,569	137,963	137,963	105,117	105,117
Salaries and expenses	15,909	15,909	81,835	81,835	86,399	86,399
Other	4,961	4,961	23,768	23,768	18,261	18,261
Total--Farmers Home Administration	1,903,865	1,296,023	607,843	8,275,956	6,530,922	1,745,034	6,419,763	5,242,195	1,177,568
Soil Conservation Service:									
Conservation operations	20,169	20,169	120,797	120,797	106,390	106,390
Watershed and flood prevention operations	12,146	12,146	98,776	98,776	89,870	89,870
Other	5,562	5,562	33,939	33,939	33,468	33,468
Animal and Plant Health Inspection Service	19,915	19,915	105,518	105,518	89,277	89,277
Federal Grain Inspection Service	14,943	13,739	1,204	23,371	13,739	9,631	6,646	1	6,645
Agricultural Marketing Service	6,534	2,300	4,234	37,436	12,325	25,111	30,730	10,855	19,875
Food Safety and Quality Service:									
Salaries and expenses	24,540	24,540	138,364	138,364	122,738	122,738
Funds for strengthening markets, income, and supply	52,842	52,842	322,139	322,139	147,849	147,849
Expenses and refunds, inspection and grading of farm products	4,066	4,066	21,596	21,596	11,853	11,853
Food and Nutrition Service:									
Food program administration	6,381	6,381	33,828	33,828	27,777	27,777
Food stamp program	758,659	758,659	3,550,409	3,550,409	2,581,549	2,581,549
Special milk program	19,483	19,483	71,676	71,676	62,150	62,150
Child nutrition programs	258,689	258,689	1,421,629	1,421,629	1,299,990	1,299,990
Special supplemental food programs (WIC)	53,731	53,731	266,541	266,541	197,042	197,042
Food donations program	5,628	5,628	36,381	36,381	15,805	15,805
Total--Food and Nutrition Service	1,102,571	1,102,571	5,380,465	5,380,465	4,184,313	4,184,313

TABLE III--BUDGET RECEIPTS AND OUTLAYS--Continued (In thousands)

Classification of OUTLAYS--Continued	This Month			Current Fiscal Year to Date			Comparable Period Prior Fiscal Year		
	Outlays	Applicable Receipts	Net Outlays	Outlays	Applicable Receipts	Net Outlays	Outlays	Applicable Receipts	Net Outlays
Department of Agriculture--Continued									
Forest Service:									
Forest management, protection and utilization.....	\$79,439	\$79,439	\$431,609	\$431,609	\$334,996	\$334,996
Construction and land acquisition.....	25,968	25,968	45,684	45,684	51,558	51,558
Forest roads and trails.....	3,654	3,654	70,326	70,326	39,083	39,083
Forest Service permanent appropriations.....	-3,115	-3,115	295,320	295,320	328,526	328,526
Cooperative work.....	5,765	5,765	35,831	35,831	33,692	33,692
Other.....	1,614	1,614	14,194	14,194	13,467	13,467
Total--Forest Service.....	113,325	113,325	892,963	892,963	801,324	801,324
Other.....	3,058	3,058	8,277	8,277	9,901	9,901
Proprietary receipts from the public.....	\$99,157	-99,157	\$663,673	-663,673	\$569,705	-569,705
Intrabudgetary transactions.....	-10,830	-10,830	-65,382	-65,382	-39,897	-39,897
Total--Department of Agriculture.....	4,112,659	2,058,502	2,054,158	22,175,181	9,883,582	12,291,599	20,084,945	7,809,701	12,275,244
Department of Commerce:									
General Administration.....	2,887	2,887	17,255	17,255	13,041	13,041
Bureau of the Census.....	29,795	29,795	136,769	136,769	63,138	63,138
Economic and Statistical Analysis.....	1,912	1,912	7,395	7,395	6,809	6,809
Economic Development Assistance:									
Economic Development Administration:									
Economic development assistance programs.....	43,446	43,446	212,143	212,143	181,095	181,095
Local public works program.....	28,319	28,319	236,754	236,754	1,093,253	1,093,253
Other.....	38,702	4,869	33,832	85,969	28,059	57,910	55,733	23,449	32,284
Regional Development Program.....	8,930	8,930	43,333	43,333	50,329	50,329
Total--Economic Development Assistance.....	119,396	4,869	114,527	578,199	28,059	550,139	1,380,411	23,449	1,356,962
Promotion of Industry and Commerce.....	10,827	10,827	61,156	61,156	57,878	57,878
Science and Technology:									
National Oceanic and Atmospheric Administration....	55,582	114	55,468	308,515	1,310	307,204	303,516	801	302,715
Patent and Trademark Office.....	7,702	7,702	42,497	42,497	41,622	41,622
Science and Technical Research.....	11,365	11,365	57,201	57,201	44,811	44,811
National Telecommunications and Information Administration.....	3,859	3,859	13,388	13,388	3,924	3,924
Total--Science and Technology.....	78,508	114	78,395	421,600	1,310	420,290	393,874	801	393,073
Maritime Administration:									
Public enterprise funds.....	808	8,845	-8,037	3,399	29,974	-26,576	23,270	36,808	-13,538
Ship construction.....	19,135	19,135	123,983	123,983	68,487	68,487
Operating--differential subsidies.....	19,529	19,529	140,961	140,961	124,670	124,670
Other.....	6,679	6,679	27,248	27,248	24,375	24,375
Proprietary receipts from the public.....	6,417	-6,417	28,145	-28,145	20,875	-20,875
Intrabudgetary transactions.....	-4,020	-4,020	-18,206	-18,206	-24,485	-24,485
Total--Department of Commerce.....	285,456	20,245	265,211	1,499,759	87,489	1,412,270	2,131,466	81,933	2,049,533

TABLE III--BUDGET RECEIPTS AND OUTLAYS--Continued (In thousands)

Classification of OUTLAYS--Continued	This Month			Current Fiscal Year to Date			Comparable Period Prior Fiscal Year		
	Outlays	Applicable Receipts	Net Outlays	Outlays	Applicable Receipts	Net Outlays	Outlays	Applicable Receipts	Net Outlays
Department of Defense--Military:									
Military Personnel:									
Department of the Army	\$977,342	\$977,342	\$4,792,960	\$4,792,960	\$4,416,920	\$4,416,920
Department of the Navy	842,269	842,269	4,065,049	4,065,049	3,762,365	3,762,365
Department of the Air Force	739,588	739,588	3,716,014	3,716,014	3,466,520	3,466,520
Total--Military Personnel	2,559,199	2,559,199	12,574,023	12,574,023	11,645,805	11,645,805
Retired Military Personnel.....	947,698	947,698	4,728,063	4,728,063	4,126,168	4,126,168
Operation and Maintenance:									
Department of the Army	990,116	990,116	4,690,852	4,690,852	4,109,287	4,109,287
Department of the Navy	1,378,797	1,378,797	5,682,704	5,682,704	4,849,104	4,849,104
Department of the Air Force	1,303,557	1,303,557	5,171,408	5,171,408	4,258,973	4,258,973
Defense agencies.....	306,931	306,931	1,525,910	1,525,910	1,366,370	1,366,370
Total--Operation and Maintenance	3,979,402	3,979,402	17,070,873	17,070,873	14,583,734	14,583,734
Procurement:									
Department of the Army	448,882	448,882	2,209,209	2,209,209	1,920,282	1,920,282
Department of the Navy	986,984	986,984	4,937,703	4,937,703	4,554,404	4,554,404
Department of the Air Force	850,194	850,194	4,493,839	4,493,839	3,320,733	3,320,733
Defense agencies.....	17,378	17,378	109,920	109,920	96,718	96,718
Total--Procurement	2,303,437	2,303,437	11,750,672	11,750,672	9,892,136	9,892,136
Research, Development, Test, and Evaluation:									
Department of the Army	229,350	229,350	1,057,886	1,057,886	970,357	970,357
Department of the Navy	346,103	346,103	1,608,017	1,608,017	1,491,444	1,491,444
Department of the Air Force	347,374	347,374	1,795,236	1,795,236	1,705,206	1,705,206
Defense agencies.....	74,136	74,136	360,795	360,795	313,492	313,492
Total--Research, Development, Test, and Evaluation	996,963	996,963	4,821,933	4,821,933	4,480,498	4,480,498
Military Construction:									
Department of the Army	56,361	56,361	343,191	343,191	298,874	298,874
Department of the Navy	41,394	41,394	317,600	317,600	284,617	284,617
Department of the Air Force	58,548	58,548	302,557	302,557	238,184	238,184
Defense agencies.....	1,519	1,519	-74	-74	9,228	9,228
Total--Military Construction	157,823	157,823	963,274	963,274	830,902	830,902
Family Housing.....	143,107	143,107	640,023	\$305	639,717	606,499	\$1,505	604,993
Revolving and Management Funds:									
Public Enterprise Funds.....	123	\$115	8	644	594	50	595	1,185	-590
Intragovernmental Funds:									
Department of the Army	38,291	38,291	161,845	161,845	51,193	51,193
Department of the Navy	-122,685	-122,685	252,353	252,353	30,594	30,594
Department of the Air Force	-46,733	-46,733	51,254	51,254	-64,465	-64,465
Defense agencies.....	51,160	51,160	313,224	313,224	-6,927	-6,927
Other	25,590	17,434	8,156	90,633	82,300	8,333	82,153	85,100	-2,947
Proprietary receipts from the public.....	74,194	-74,194	359,997	-359,997	301,200	-301,200
Intrabudgetary transactions	-1,366	-1,366	6,474	6,474	11,096	11,096
Total--Department of Defense--Military	11,032,008	91,743	10,940,265	53,425,288	443,196	52,982,092	46,269,981	388,990	45,880,991

TABLE III--BUDGET RECEIPTS AND OUTLAYS--Continued (In thousands)

Classification of OUTLAYS--Continued	This Month			Current Fiscal Year to Date			Comparable Period Prior Fiscal Year		
	Outlays	Applicable Receipts	Net Outlays	Outlays	Applicable Receipts	Net Outlays	Outlays	Applicable Receipts	Net Outlays
Department of Defense--Civil									
Corps of Engineers:									
General Investigations.....	\$10,599	\$10,599	\$54,222	\$54,222	\$44,588	\$44,588
Construction, general.....	106,818	106,818	550,217	550,217	620,225	620,225
Operations and maintenance, general.....	68,705	68,705	468,220	468,220	306,640	306,640
Flood control.....	40,316	40,316	176,040	176,040	102,939	102,939
Other.....	-5,745	-5,745	86,563	86,563	87,960	87,960
Proprietary receipts from the public.....	\$4,441	-4,441	\$19,290	-19,290	\$21,225	-21,225
Total--Corps of Engineers.....	220,693	4,441	216,253	1,335,262	19,290	1,315,972	1,162,352	21,225	1,141,127
The Panama Canal.....	71,216	71,216	155,213	160,427	-5,214
Other.....	2,149	25	2,124	10,819	136	10,683	9,890	126	9,764
Proprietary receipts from the public.....	289	-289	1,631	-1,631	1,408	-1,408
Total--Department of Defense--Civil.....	222,842	4,754	218,089	1,417,297	21,058	1,396,239	1,327,455	183,186	1,144,269
Department of Energy:									
Atomic Energy Defense Activities--operating expenses	197,676	197,676	961,499	961,499	2,164	2,164
Atomic Energy Defense Activities--Plant and capital equipment.....	33,435	33,435	138,061	138,061	55,827	55,827
Energy Programs:									
General Science and Research.....	58,224	58,224	176,851	176,851	36	36
Energy Supply, R and D--operating expenses.....	265,563	265,563	1,526,260	1,526,260	2,416,809	2,416,809
Energy Supply, R and D--Plant and Capital equipment..	31,312	31,312	141,980	141,980
Uranium enrichment.....	34,259	34,259	42,223	42,223
Fossil Fuel.....	37,526	37,526	173,443	173,443	221,785	221,785
Energy Production, demonstration and distribution...	3,223	3,223	10,334	10,334	59,468	59,468
Energy Conservation.....	22,871	22,871	103,455	103,455	55,528	55,528
Strategic Petroleum Reserve.....	17,553	17,553	135,842	135,842	240,162	240,162
Other.....	-9,762	-9,762	-10,103	-10,103	22,141	22,141
Total--Energy Programs.....	460,770	460,770	2,300,286	2,300,286	3,015,929	3,015,929
Power Marketing Administration.....	30,882	32,057	-1,175	198,159	137,514	60,645	212,735	114,403	98,332
Departmental Administration.....	-15,416	-15,416	-13,618	-13,618	159,787	159,787
Proprietary receipts from the public.....	155,543	-155,543	1,425,623	-1,425,623	263,068	-263,068
Total--Department of Energy.....	707,348	187,600	519,747	3,584,387	1,563,137	2,021,250	3,446,442	377,471	3,068,971

See footnotes on page 3.

TABLE III--BUDGET RECEIPTS AND OUTLAYS--Continued (In thousands)

Classification of OUTLAYS--Continued	This Month			Current Fiscal Year to Date			Comparable Period Prior Fiscal Year		
	Outlays	Applicable Receipts	Net Outlays	Outlays	Applicable Receipts	Net Outlays	Outlays	Applicable Receipts	Net Outlays
Department of Health, Education, and Welfare:									
Public Health Service:									
Food and Drug Administration	\$24,770	\$565	\$24,205	\$135,415	\$2,678	\$132,737	\$128,962	\$2,797	\$126,165
Health Services Administration:									
Health services.....	107,573	107,573	526,963	526,963	642,511	642,511
Indian health services and facilities.....	48,909	48,909	254,957	254,957	222,087	222,087
Center for Disease Control	18,288	18,288	104,963	104,963	91,909	91,909
National Institutes of Health:									
Intragovernmental funds.....	9,695	9,695	16,022	16,022	-20,193	-20,193
Cancer Research	54,938	54,938	300,089	300,089	319,143	319,143
Heart, Lung, and Blood Research	37,809	37,809	195,362	195,362	192,849	192,849
Arthritis, Metabolism, and Digestive Diseases	33,460	33,460	110,605	110,605	90,982	90,982
Neurological and Communicative Disorders and Stroke.....	15,261	15,261	72,311	72,311	69,529	69,529
Allergy and Infectious Diseases	11,816	11,816	56,171	56,171	70,707	70,707
General Medical Sciences.....	11,494	11,494	44,314	44,314	102,349	102,349
Child Health and Human Development	10,871	10,871	61,236	61,236	77,604	77,604
Other research institutes.....	24,602	24,602	118,870	118,870	98,087	98,087
Research resources.....	12,295	12,295	59,510	59,510	55,876	55,876
Other.....	9,340	9,340	48,709	48,709	54,568	54,568
Total--National Institutes of Health.....	231,582	231,582	1,083,199	1,083,199	1,111,500	1,111,500
Alcohol, Drug Abuse, and Mental Health Administration	86,002	86,002	527,471	527,471	511,719	511,719
Health Resources Administration:									
Public enterprise funds.....	2,355	89	2,267	16,842	5,841	11,001	21,172	6,260	14,911
Health resources	37,461	37,461	266,424	266,424	248,302	248,302
Office of Assistant Secretary for Health.....	29,555	29,555	78,117	78,117	-93,556	-93,556
Total--Public Health Service.....	586,496	654	585,842	2,994,351	8,519	2,985,832	2,884,606	9,057	2,875,548
Health Care Financing Administration:									
Intragovernmental funds.....	426	426	1,043	1,043	-942	-942
Grants to States for Medicaid	1,135,685	1,135,685	5,935,501	5,935,501	5,030,480	5,030,480
Payments to health care trust funds.....	556,664	556,664	2,806,658	2,806,658	3,015,749	3,015,749
Program management.....	3,925	-3,925	21,126	21,126	34,866	34,866
Federal hospital insurance trust fund:									
Benefit payments	1,818,992	1,818,992	9,164,410	9,164,410	7,846,753	7,846,753
Administrative expenses and construction	34,926	34,926	184,173	184,173	180,424	180,424
Total--FHI trust fund	1,853,918	1,853,918	9,348,583	9,348,583	8,027,177	8,027,177
Federal supplementary medical ins. trust fund:									
Benefit payments	852,850	852,850	4,064,975	4,064,975	3,272,903	3,272,903
Administrative expenses and construction	56,654	56,654	246,296	246,296	225,890	225,890
Total--FSMI trust fund.....	909,504	909,504	4,311,271	4,311,271	3,498,793	3,498,793
Total--Health Care Financing Administration.....	4,452,273	4,452,273	22,424,181	22,424,181	19,606,123	19,606,123

TABLE III--BUDGET RECEIPTS AND OUTLAYS--Continued (In thousands)

Classification of OUTLAYS--Continued	This Month			Current Fiscal Year to Date			Comparable Period Prior Fiscal Year		
	Outlays	Applicable Receipts	Net Outlays	Outlays	Applicable Receipts	Net Outlays	Outlays	Applicable Receipts	Net Outlays
Department of Health, Education, and Welfare--Continued									
Education Division:									
Office of Education:									
Public enterprise funds:									
Student loan insurance fund	\$161,687	\$6,322	\$155,365	\$567,219	\$24,746	\$542,473	\$347,791	\$13,429	\$334,363
Other	1,223	477	746	3,481	16,244	-12,763	4,334	14,991	-10,657
Elementary and secondary education	212,552	212,552	1,435,610	1,435,610	1,284,296	1,284,296
Indian education	2,217	2,217	33,096	33,096	22,025	22,025
School assistance in federally affected areas	36,017	36,017	262,649	262,649	221,479	221,479
Emergency school aid	35,183	35,183	139,615	139,615	141,779	141,779
Education for the handicapped	42,620	42,620	255,021	255,021	180,285	180,285
Occupational, vocational, and adult education	34,352	34,352	339,724	339,724	298,397	298,397
Student assistance	299,677	299,677	1,378,421	1,378,421	1,164,128	1,164,128
Higher and continuing education	34,966	34,966	181,474	181,474	269,671	269,671
Library resources	3,763	3,763	67,503	67,503	80,610	80,610
Salaries and expenses	10,176	10,176	55,765	55,765	58,867	58,867
Other	6,313	6,313	36,659	36,659	41,106	41,106
Total--Office of Education	880,745	6,799	873,946	4,756,239	40,990	4,715,249	4,114,769	28,420	4,086,350
National Institute of Education	5,739	5,739	33,555	33,555	30,816	30,816
Office of the Assistant Secretary for Education	3,328	3,328	11,794	11,794	10,760	10,760
Total--Education Division	889,812	6,799	883,013	4,801,588	40,990	4,760,598	4,156,345	28,420	4,127,925
Social Security Administration:									
Payments to social security trust funds	674,926	674,926	756,853	756,853
Special benefits for disabled coal miners	85,803	85,803	429,406	429,406	415,073	415,073
Supplemental security income program	957,929	957,929	3,027,092	3,027,092	1,977,493	1,977,493
Assistance payments program	600,652	600,652	3,081,246	3,081,246	2,748,901	2,748,901
Refugee assistance	35,344	35,344	128,943	128,943	37,618	37,618
Other	2	2	21	21	3	3
Federal old-age and survivors insurance trust fund:									
Benefit payments	8,133,390	8,133,390	40,085,925	40,085,925	35,158,969	35,158,969
Administrative expenses and construction	79,625	79,625	474,858	474,858	464,973	464,973
Payment to railroad retirement account
Vocational rehabilitation services	976	976	4,880	4,880	3,676	3,676
Total--FOASI trust fund	8,213,991	8,213,991	40,565,663	40,565,663	35,627,618	35,627,618
Federal disability insurance trust fund:									
Benefit payments	1,211,717	1,211,717	5,964,535	5,964,535	5,448,823	5,448,823
Administrative expenses and construction	35,973	35,973	128,067	128,067	157,716	157,716
Payment to railroad retirement account
Vocational rehabilitation services	7,024	7,024	35,120	35,120	36,324	36,324
Total--FDI trust fund	1,254,714	1,254,714	6,127,721	6,127,721	5,642,863	5,642,863
Total--Social Security Administration	11,148,435	11,148,435	54,035,018	54,035,018	47,206,422	47,206,422

TABLE III--BUDGET RECEIPTS AND OUTLAYS--Continued (In thousands)

Classification of OUTLAYS--Continued	This Month			Current Fiscal Year to Date			Comparable Period Prior Fiscal Year		
	Outlays	Applicable Receipts	Net Outlays	Outlays	Applicable Receipts	Net Outlays	Outlays	Applicable Receipts	Net Outlays
Department of Health, Education, and Welfare--Continued									
Special Institutions.....	\$15,902	\$15,902	\$85,629	\$85,629	\$72,222	\$72,222
Human Development Services:									
Grants to states for social services	366,600	366,600	1,421,659	1,421,659	1,300,952	1,300,952
Human development services	98,631	98,631	1,046,974	1,046,974	982,929	982,929
Work incentives	36,828	36,828	162,149	162,149	154,840	154,840
Research and training activities overseas	79	79	398	398	554	554
Total--Human Development Services	502,139	502,139	2,631,180	2,631,180	2,439,274	2,439,274
Departmental Management.....	7,597	7,597	112,858	112,858	91,769	91,769
Proprietary receipts from the public.....	\$2,234	-2,234	\$9,864	-9,864	\$8,113	-8,113
Intrabudgetary transactions:									
Payments for health insurance for the aged:									
Federal hospital insurance trust fund
Federal supplementary medical insurance trust fund	-556,664	-556,664	-2,665,658	-2,665,658	-2,882,260	-2,882,260
Payments for military service credits and special benefits for the aged:									
Federal old-age and survivors insurance trust fund	-557,099	-557,099	-614,957	-614,957
Federal disability insurance trust fund	-117,827	-117,827	-141,663	-141,663
Federal hospital insurance trust fund	-141,000	-141,000	-141,000	-141,000
Receipts transferred to railroad retirement account
Interest on reimbursement of administrative and vocational rehabilitation expenses:									
Federal old-age and survivors insurance trust fund
Federal disability insurance trust fund
Federal hospital insurance trust fund
Federal supplementary medical insurance trust fund
Other.....
Total--Department of Health, Education, and Welfare.....	17,045,989	9,687	17,036,302	83,603,223	59,373	83,543,849	72,676,880	45,590	72,631,290
Department of Housing and Urban Development:									
Housing Programs:									
Public enterprise funds:									
Federal Housing Administration fund	117,184	139,126	-21,941	662,462	630,417	32,045	685,631	524,437	161,193
Housing for the elderly or handicapped fund.....	58,663	4,463	54,200	296,514	26,775	269,739	177,849	12,787	165,062
Low-rent housing--loans and other expenses.....	18,180	33,747	-15,568	872,458	832,061	40,396	129,241	106,140	23,101
College housing--loans and other expenses	7,752	2,584	5,168	71,334	78,651	-7,318	59,640	75,947	-16,307
Other.....	3,476	3,463	13	9,937	22,857	-12,920	77,169	20,891	56,278
Subsidized housing programs.....	319,752	319,752	1,738,778	1,738,778	1,358,127	1,358,127
Payments for operation of low income housing projects	51,594	51,594	304,328	304,328	219,076	219,076
Other.....	2,625	2,625	8,586	8,586	8,440	8,440
Total--Housing Programs	579,226	183,383	395,843	3,964,396	1,590,762	2,373,634	2,715,172	740,203	1,974,969

TABLE III--BUDGET RECEIPTS AND OUTLAYS--Continued (In thousands)

Classification of OUTLAYS--Continued	This Month			Current Fiscal Year to Date			Comparable Period Prior Fiscal Year		
	Outlays	Applicable Receipts	Net Outlays	Outlays	Applicable Receipts	Net Outlays	Outlays	Applicable Receipts	Net Outlays
Department of Housing and Urban Development--Continued									
Government National Mortgage Association:									
Special assistance functions fund	\$90,538	\$51,074	\$39,464	\$445,465	\$218,684	\$226,781	\$290,440	\$319,141	-\$28,701
Emergency mortgage purchase assistance	116,101	296,227	-180,126	701,018	322,637	378,381	573,755	526,737	47,017
Management and liquidating functions fund	5,365	6,216	-850	32,171	35,591	-3,421	37,108	43,277	-6,168
Guarantees of mortgage-backed securities	1,054	6,333	-5,279	10,182	40,044	-29,862	6,055	27,429	-21,374
Participation sales fund	2,534	2,534	-5,743	-5,743	-1,858	-1,858
Total--Government National Mortgage Association ..	215,593	359,850	-144,257	1,183,093	616,957	566,136	905,500	916,584	-11,084
Community Planning and Development:									
Public enterprise fund:									
Rehabilitation loan fund	16,340	4,378	11,962	84,730	18,858	65,872	34,287	21,205	13,081
Urban renewal programs	20,032	5,785	14,247	218,204	117,424	100,780	149,910	40,360	109,550
Community development grants	277,781	277,781	1,551,423	1,551,423	1,238,050	1,238,050
Urban development action grants	4,534	4,534	75,068	75,068	2,383	2,383
Comprehensive planning grants	4,223	4,223	23,406	23,406	27,736	27,736
Other	3	3	934	934	6,934	6,934
Total--Community Planning and Development	322,912	10,163	312,748	1,953,765	136,282	1,817,482	1,459,300	61,565	1,397,734
New Community Development Corporation	1,085	60	1,025	14,061	2,615	11,446	16,839	317	16,522
Management and Administration	19,298	19,298	126,446	126,446	100,196	100,196
Other	4,175	4,175	26,756	26,756	24,979	24,979
Proprietary receipts from the public	4,392	-4,392	5,205	-5,205	910	-910
Total--Department of Housing and Urban Develop- ment	1,142,288	557,848	584,441	7,268,516	2,351,821	4,916,696	5,221,986	1,719,580	3,502,406
Department of the Interior:									
Land and Water Resources:									
Bureau of Land Management:									
Management of lands and resources	31,139	31,139	136,809	136,809	111,108	111,108
Payments in lieu of taxes	2	2	-65	-65	1,380	1,380
Other	8,648	8,648	254,519	254,519	217,629	217,629
Water and Power Resources Service:									
Construction program	14,832	14,832	156,017	156,017	135,279	135,279
Operation and maintenance	7,447	7,447	38,501	38,501	30,920	30,920
Other	24,853	382	24,471	126,435	19,909	106,527	50,570	23,757	26,813
Office of Water Research and Technology	2,381	2,381	10,598	10,598	7,360	7,360
Total--Land and Water Resources	89,303	382	88,921	722,814	19,909	702,905	554,245	23,757	530,488
Fish and Wildlife and Parks:									
Heritage Conservation and Recreation Service	71,842	71,842	282,263	282,263	315,343	315,343
United States Fish and Wildlife Service	28,460	28,460	189,727	189,727	156,074	156,074
National Park Service	32,030	32,030	235,197	235,197	186,994	186,994
Total--Fish and Wildlife and Parks	132,332	132,332	707,188	707,188	658,411	658,411

TABLE III--BUDGET RECEIPTS AND OUTLAYS--Continued (In thousands)

Classification of OUTLAYS--Continued	This Month			Current Fiscal Year to Date			Comparable Period Prior Fiscal Year		
	Outlays	Applicable Receipts	Net Outlays	Outlays	Applicable Receipts	Net Outlays	Outlays	Applicable Receipts	Net Outlays
Department of Labor--Continued									
Employment and Training Administration--Continued									
Unemployment Trust Fund--Continued									
Railroad-unemployment insurance:									
Railroad unemployment benefits.....	\$19,817	\$19,817	\$80,481	\$80,481	\$68,113	\$68,113
Administrative expenses.....	1,482	1,482	5,210	5,210	5,649	5,649
Payment of interest on advances from railroad retirement account.....	337	337
Total--Unemployment trust fund	1,412,425	1,412,425	5,456,092	5,456,092	4,123,885	4,123,885
Total--Employment and Training Administration.	2,264,594	2,264,594	9,759,269	9,759,269	8,241,422	8,241,422
Labor-Management Services Administration.....	6,166	6,166	22,271	22,271	22,815	22,815
Employment Standards Administration:									
Salaries and expenses.....	22,824	22,824	78,553	78,553	55,042	55,042
Special benefits.....	78,367	78,367	-150,440	-150,440	-200,708	-200,708
Black Lung Disability Trust Fund.....	51,003	51,003	276,747	276,747	68,550	68,550
Special workers' compensation expenses	1,663	1,663	4,647	4,647	3,300	3,300
Occupational Safety and Health Administration	15,928	15,928	69,110	69,110	58,128	58,128
Mine Safety and Health Administration.....	13,726	13,726	58,701	58,701	53,127	53,127
Bureau of Labor Statistics.....	16,888	16,888	49,934	49,934	39,070	39,070
Departmental Management.....	19,761	19,761	31,938	31,938	20,979	20,979
Proprietary receipts from the public.....	\$454	-454	\$3,093	-3,093	\$645	-645
Intrabudgetary transactions.....	-32,488	-32,488	-155,190	-155,190	-10,050	-10,050
Total--Department of Labor	2,458,433	454	2,457,979	10,045,539	3,093	10,042,446	8,351,675	645	8,351,030
Department of State:									
Administration of Foreign Affairs:									
Salaries and expenses.....	31,818	31,818	290,522	290,522	240,469	240,469
Acquisition, operation, and maintenance of buildings abroad.....	6,494	6,494	30,539	30,539	31,409	31,409
Payment to Foreign Service retirement and disability fund.....	43,369	43,369	38,107	38,107
Foreign Service retirement and disability fund.....	11,220	11,220	54,447	54,447	38,803	38,803
Other.....	1,307	1,307	7,866	7,866	3,470	3,470
Total--Administration of Foreign Affairs.....	50,839	50,839	426,743	426,743	352,259	352,259
International Organization and Conferences.....	73,705	73,705	194,215	194,215	182,914	182,914
International Commissions.....	1,019	1,019	9,713	9,713	10,504	10,504
Migration and Refugee Assistance	57,880	57,880	208,256	208,256	59,545	59,545
United States Emergency Refugee and Migration Assistance Fund.....	2,955	2,955	20,754	20,754	6,162	6,162
Other.....	18	18	6,178	6,178
Proprietary receipts from the public.....	488	-488	-11,079	11,079	-11,682	11,682
Intrabudgetary transactions:									
Foreign Service retirement and disability fund:									
Receipts transferred to Civil Service retirement and disability fund	-62	-62	-602	-602	-358	-358
General fund contributions.....	-43,369	-43,369	-62,927	-62,927
Other.....	-173	-173
Total--Department of State	186,335	488	185,847	815,728	-11,079	826,807	554,103	-11,682	565,786

TABLE III--BUDGET RECEIPTS AND OUTLAYS--Continued (In thousands)

Classification of OUTLAYS--Continued	This Month			Current Fiscal Year to Date			Comparable Period Prior Fiscal Year		
	Outlays	Applicable Receipts	Net Outlays	Outlays	Applicable Receipts	Net Outlays	Outlays	Applicable Receipts	Net Outlays
Department of Transportation:									
Office of the Secretary	\$1,380	\$1,380	\$21,994	\$21,994	\$21,607	\$21,607
Coast Guard:									
Operating expenses	83,637	83,637	441,111	441,111	393,516	393,516
Acquisition, construction, and improvements.....	13,520	13,520	99,215	99,215	79,304	79,304
Retired pay.....	18,058	18,058	83,171	83,171	69,214	69,214
Other.....	9,617	\$282	9,335	31,101	\$1,598	29,503	30,942	\$1,589	29,353
Total--Coast Guard.....	124,832	282	124,550	654,598	1,598	653,000	572,977	1,589	571,387
Federal Aviation Administration:									
Operations	157,867	157,867	896,147	896,147	818,130	818,130
Other.....	4,264	4,264	18,583	3	18,580	19,034	3	19,030
Airport and airway trust fund:									
Grants-in-aid for airports	44,546	44,546	248,988	248,988	244,047	244,047
Facilities and equipment.....	17,450	17,450	85,846	85,846	87,051	87,051
Interest on refunds of taxes.....	15	15	18	18	9	9
Other.....	5,921	5,921	30,597	30,597	25,911	25,911
Total--Airport and airway trust fund	67,932	67,932	365,448	365,448	357,019	357,019
Total--Federal Aviation Administration.....	230,063	230,063	1,280,178	3	1,280,175	1,194,183	3	1,194,179
Federal Highway Administration:									
Highway trust fund:									
Federal-aid highways	501,867	501,867	3,730,813	3,730,813	2,803,927	2,803,927
Other.....	10,307	10,307	57,175	57,175	29,843	29,843
Off-systems roads programs.....	8,743	8,743	73,781	73,781	79,709	79,709
Other programs	3,878	3,878	50,291	50,291	33,100	33,100
Total--Federal Highway Administration.....	524,795	524,795	3,912,060	3,912,060	2,946,579	2,946,579
National Highway Traffic Safety Administration:									
Operations and Research	7,153	7,153	25,613	25,613	21,346	21,346
Trust fund share of traffic safety programs.....	18,375	18,375	82,329	82,329	85,500	85,500
Other.....	-826	-826	-3,219	-3,219	-7,986	-7,986
Federal Railroad Administration:									
Public enterprise funds.....	13,252	2,443	10,809	55,880	13,879	42,001	34,840	14,804	20,036
Railroad research and development.....	2,917	2,917	22,970	22,970	21,686	21,686
Rail assistance.....	6,010	6,010	37,387	37,387	26,514	26,514
Northeast corridor improvement program.....	11,464	11,464	93,606	93,606	69,702	69,702
Grants to National Railroad Passenger Corporation.....	458,960	458,960	415,000	415,000
Other.....	2,426	2,426	13,474	13,474	10,503	10,503
Total--Federal Railroad Administration.....	36,070	2,443	33,627	682,276	13,879	668,397	578,244	14,804	563,441
Urban Mass Transportation Administration.....	225,109	225,109	1,323,795	1,323,795	978,491	978,491
Other.....	2,947	274	2,674	9,643	4,763	4,880	16,049	4,615	11,434
Proprietary receipts from the public.....	3,693	-3,693	19,134	-19,134	24,141	-24,141
Total--Department of Transportation	1,169,898	6,691	1,163,207	7,989,268	39,377	7,949,890	6,406,990	45,152	6,361,838

TABLE III--BUDGET RECEIPTS AND OUTLAYS--Continued (In thousands)

Classification of OUTLAYS--Continued	This Month			Current Fiscal Year to Date			Comparable Period Prior Fiscal Year		
	Outlays	Applicable Receipts	Net Outlays	Outlays	Applicable Receipts	Net Outlays	Outlays	Applicable Receipts	Net Outlays
Department of the Treasury:									
Office of the Secretary.....	\$10,679	\$10,679	\$37,386	\$37,386	\$11,127	\$3	\$11,124
Office of Revenue Sharing:									
General Revenue Sharing.....	9,018	9,018	3,415,331	3,415,331	3,419,409	3,419,409
Targeted and antirecession fiscal assistance.....
Other.....	1,020	1,020	2,517	2,517	2,815	2,815
Federal Law Enforcement Training Center.....	1,456	1,456	8,218	8,218	10,218	10,218
Bureau of Government Financial Operations:									
Salaries and expenses.....	16,079	16,079	75,974	75,974	65,776	65,776
Claims, judgements, and relief acts.....	12,073	12,073	73,264	73,264	67,203	67,203
Other.....	307	307	2,899	2,899	539,496	539,496
Total--Bureau of Government Financial Operations.....	28,458	28,458	152,137	152,137	672,475	672,475
Bureau of Alcohol, Tobacco and Firearms.....	12,939	12,939	62,008	62,008	54,102	54,102
United States Customs Service.....	70,003	70,003	348,223	348,223	283,078	283,078
Bureau of Engraving and Printing.....	644	644	5,253	5,253	-5,349	-5,349
Bureau of the Mint.....	5,663	5,663	23,946	23,946	14,686	14,686
Bureau of the Public Debt.....	7,451	7,451	81,201	81,201	57,912	57,912
Internal Revenue Service:									
Federal tax lien revolving fund.....	356	\$25	330	522	\$265	257	421	297	124
Salaries and expenses.....	10,855	10,855	60,386	60,386	50,305	50,305
Taxpayer service and returns processing.....	76,361	76,361	321,272	321,272	314,909	814,909
Examinations and appeals.....	59,174	59,174	358,254	358,254	338,065	338,065
Investigations and collections.....	37,505	37,505	213,275	213,275	166,604	166,604
Payment where credit exceeds liability for tax.....	56,961	56,961	82,893	82,893	108,656	108,656
Refunding internal revenue collections, interest.....	37,542	37,542	164,252	164,252	141,944	141,944
Internal revenue collections for Puerto Rico.....	13,992	13,992	121,142	121,142	86,040	86,040
Other.....	4	4	708	708
Total--Internal Revenue Service.....	292,751	25	292,726	1,322,705	265	1,322,440	1,206,943	297	1,206,646
United States Secret Service.....	16,427	16,427	66,224	66,224	56,821	56,821
Comptroller of the Currency.....	6,926	33,750	-26,824	41,488	53,311	-11,823	34,431	49,080	-14,649
Interest on the public debt:									
Public issues (accrual basis).....	4,802,756	4,802,756	23,190,826	23,190,826	19,095,394	19,095,394
Special Issues (cash basis).....	671,853	671,853	7,195,961	7,195,961	5,441,877	5,441,877
Total--Interest on the public debt.....	5,474,608	5,474,608	30,386,787	30,386,787	24,537,271	24,537,271
Proprietary receipts from the public.....	227,169	-227,169	892,671	-892,671	569,684	-569,684
Receipts from off-budget Federal agencies.....	272,920	-272,920	2,206,934	-2,206,934	1,382,632	-1,382,632
Intrabudgetary transactions.....	-51,092	-51,092	-2,242,980	-2,242,980	-1,626,711	-1,626,711
Total--Department of the Treasury.....	5,886,950	533,864	5,353,087	33,710,443	3,153,182	30,557,261	28,729,228	2,001,697	26,727,531

TABLE III--BUDGET RECEIPTS AND OUTLAYS--Continued (In thousands)

Classification of OUTLAYS--Continued	This Month			Current Fiscal Year to Date			Comparable Period Prior Fiscal Year		
	Outlays	Applicable Receipts	Net Outlays	Outlays	Applicable Receipts	Net Outlays	Outlays	Applicable Receipts	Net Outlays
Environmental Protection Agency:									
Salaries and expenses	\$60,026	\$60,026	\$141,072	\$141,072	\$45,565	\$45,565
Research and development:									
Energy supply	20,050	20,050	98,608	98,608	120,851	120,851
Pollution control and abatement	282	282	2,001	2,001	4,197	4,197
Abatement, control, and compliance	63,436	63,436	254,796	254,796	177,262	177,262
Construction grants	273,410	273,410	1,855,232	1,855,232	1,508,966	1,508,966
Other	7,783	7,783	21,533	\$172	21,361	39,346	\$209	39,137
Proprietary receipts from the public	-\$2,239	2,239	10,614	-10,614	223	-223
Total--Environment Protection Agency.....	424,987	-2,239	427,225	2,373,243	10,786	2,362,457	1,896,187	432	1,895,755
National Aeronautics and Space Administration:									
Research and Development	308,317	308,317	1,482,219	1,482,219	1,280,679	1,280,679
Construction of facilities	10,061	10,061	51,267	51,267	50,461	50,461
Research and program management	89,488	89,488	418,537	418,537	374,306	374,306
Other	1,274	1,274	10	10
Proprietary receipts from the public	-198	198	1,292	-1,292	1,919	-1,919
Total--National Aeronautics and Space Administration	407,866	-198	408,063	1,953,297	1,292	1,952,005	1,705,456	1,919	1,703,536
Veterans Administration:									
Public enterprise funds:									
Loan guaranty revolving fund	39,995	20,990	19,005	194,657	116,017	78,641	209,724	106,125	103,599
Direct loan revolving fund	5,383	9,160	-3,777	38,948	48,759	-9,811	39,947	52,117	-12,170
Veterans reopened insurance fund	3,077	1,937	1,140	11,565	26,359	-14,794	9,114	24,484	-15,371
Education loan fund	468	147	321	2,537	580	1,957	3,572	218	3,354
Other	20,664	22,473	-1,808	107,481	108,388	-908	95,857	97,443	-1,586
Compensation and pensions	1,801,358	1,801,358	5,493,188	5,493,188	4,269,177	4,269,177
Readjustment benefits	395,463	395,463	1,278,399	1,278,399	1,297,598	1,297,598
Medical care	462,676	462,676	2,394,136	2,394,136	2,136,357	2,136,357
Medical and prosthetic research	9,642	9,642	55,174	55,174	48,489	48,489
General operating expenses	37,908	37,908	273,412	273,412	176,976	176,976
Construction projects	21,635	21,635	111,863	111,863	92,253	92,253
Insurance funds:									
National service life	67,198	67,198	358,391	358,391	311,551	311,551
United States Government life	4,701	4,701	27,610	27,610	27,169	27,169
Veterans special life	4,646	5,239	-593	21,878	44,895	-23,018	24,902	41,730	-16,828
Other	1,732	1,732	61,608	61,608	125,018	125,018
Proprietary receipts from the public:									
National service life	39,583	-39,583	191,549	-191,549	189,884	-189,884
Government life	368	-368	1,170	-1,170	1,881	-1,881
Other	4,119	-4,119	37,762	-37,762	21,354	-21,354
Intrabudgetary transactions	-219	-219	-1,632	-1,632	-990	-990
Total--Veterans Administration.....	2,876,328	104,017	2,772,311	10,429,214	575,479	9,853,735	8,866,714	535,236	8,331,478
Independent agencies:									
Action	9,417	9,417	52,339	52,339	49,377	49,377
Arms Control and Disarmament Agency	1,236	1,236	5,866	5,866	5,175	5,175
Board for International Broadcasting	7,923	7,923	48,829	48,829	38,167	38,167
Civil Aeronautics Board	8,758	47	8,711	49,803	90	49,714	39,743	82	39,661
Commission on Civil Rights	946	946	4,751	4,751	4,276	4,276
Community Services Administration	726,613	94	726,520	1,518,300	712	1,517,588	267,495	107	267,388
Consumer Product Safety Commission	3,914	1	3,913	17,790	4	17,786	16,267	8	16,259
Corporation for Public Broadcasting	125,000	125,000	120,200	120,200

TABLE III--BUDGET RECEIPTS AND OUTLAYS--Continued (In thousands)

Classification of OUTLAYS--Continued	This Month			Current Fiscal Year to Date			Comparable Period Prior Fiscal Year		
	Outlays	Applicable Receipts	Net Outlays	Outlays	Applicable Receipts	Net Outlays	Outlays	Applicable Receipts	Net Outlays
Independent Agencies--Continued									
District of Columbia:									
Federal payment				\$213,144		\$213,144	\$240,150		\$240,150
Loans and repayable advances.....	\$17,166	\$24,376	-\$7,209	70,000	\$44,376	25,624	60,416	\$22,346	38,070
Equal Employment Opportunity Commission	11,748	2	11,746	55,493	27	55,466	36,596	18	36,577
Export-Import Bank of the United States.....	300,000	266,425	33,575	1,500,541	1,013,133	487,408	809,047	938,381	-129,333
Federal Communications Commission	5,413	2	5,412	29,409	9	29,400	27,825	9	27,816
Federal Deposit Insurance Corporation.....	22,461	452,262	-429,802	211,428	1,080,932	-869,503	264,513	1,041,850	-777,337
Federal Emergency Management Agency:									
National flood insurance and development fund	20,884		20,884	230,931	9	230,921	95,845	52,212	43,633
Emergency planning, preparedness, and mobilization.....	9,279		9,279	35,336		35,336	36,349		36,349
Hazard mitigation and disaster assistance.....	17,950		17,950	59,267		59,267	3,194		3,194
Federal Home Loan Bank Board:									
Public enterprise funds:									
Federal Home Loan Bank Board revolving fund.....	2,254	2,204	50	8,610	9,372	-762	20,599	21,344	-745
Federal Savings and Loan Insurance Corp. fund.....	-18,352	126,223	-144,575	48,575	361,868	-313,293	11,616	295,916	-284,300
Interest adjustment payments							22		22
Federal Trade Commission.....	5,576	4	5,572	27,912	14	27,899	24,696	-589	25,284
General Services Administration:									
Real Property Activities.....	75,200		75,200	-159,175		-159,175	-174,035		-174,035
Personal Property Activities.....	3,368		3,368	71,480		71,480	21,832		21,832
Records Activities.....	5,981	593	5,388	39,139	2,720	36,419	34,539	3,017	31,522
Federal Property Resources Activities.....	2,170		2,170	16,833		16,833	12,906		12,906
General Activities	10,639	109	10,530	55,061	271	54,790	44,382	342	44,040
Other.....	-3,422		-3,422	4,222		4,222	-7,176		-7,176
Proprietary receipts from the public:									
Stockpile receipts.....		9,177	-9,177		38,788	-38,788		25,488	-25,488
Other.....		28,232	-28,232		82,323	-82,323		19,213	-19,213
Intrabudgetary transactions				8		8	-9,300		-9,300
Total--General Services Administration	93,936	38,111	55,825	27,568	124,102	-96,534	-76,852	48,061	-124,913
Intragovernmental Agencies:									
Washington Metropolitan Area Transit Authority	2,219		2,219	49,895		49,895	36,462		36,462
Other.....	889	213	676	1,616	1,055	561	2,121	745	1,376
International Communications Agency	26,697	101	26,597	171,846	-259	172,105	150,266	104	150,162
Interstate Commerce Commission	22,122	2,210	19,912	82,251	2,228	80,024	26,538	11,909	14,680
Legal Services Corporation.....	23,540		23,540	135,731		135,731	109,828		109,828
Merit Systems Protection Board.....	2,175	(*)	2,175	3,830	(*)	3,830	596	(*)	596
National Credit Union Administration:									
Central liquidity facility.....	14,937	26,664	-11,726	98,931	68,120	30,811			
Other.....	11,563	23,994	-12,431	33,087	68,755	-35,668	23,891	40,731	-16,840
National Foundation on the Arts and the Humanities:									
National Endowment for the Arts	11,727	1	11,727	60,314	2	60,312	52,030	4	52,026
National Endowment for the Humanities	11,692		11,692	62,582		62,582	51,637		51,637
National Labor Relations Board	11,162	6	11,156	47,495	31	47,463	40,570	59	40,510
National Science Foundation.....	78,739	54	78,685	343,114	180	342,934	324,771	192	324,580
National Transportation Safety Board	1,216	(*)	1,215	7,469	2	7,466	6,474	5	6,469
Nuclear Regulatory Commission.....	14,516	1	14,515	113,185	7	113,178	96,627	8	96,619

See footnotes on page 3.

TABLE III--BUDGET RECEIPTS AND OUTLAYS--Continued (In thousands)

Classification of OUTLAYS--Continued	This Month			Current Fiscal Year to Date			Comparable Period Prior Fiscal Year		
	Outlays	Applicable Receipts	Net Outlays	Outlays	Applicable Receipts	Net Outlays	Outlays	Applicable Receipts	Net Outlays
Independent Agencies--Continued									
Office of Personnel Management:									
Salaries and expenses.....	\$4,013	\$4,013	\$66,324	\$66,324	\$60,186	\$60,186
Government payment for annuitants, employees health benefits	50,750	50,750	242,460	242,460	174,279	174,279
Payment to civil service retirement and disability fund.....	81	81	405	405	450	450
Civil service retirement and disability fund.....	1,166,704	1,166,704	5,806,365	5,806,365	4,969,697	4,969,697
Employees health benefits fund.....	298,550	\$311,081	-12,531	1,420,128	\$1,369,697	50,431	1,305,957	\$1,244,253	61,704
Employees life insurance fund.....	27,586	113,484	-85,898	199,676	361,932	-1,2,256	214,858	337,372	-122,514
Retired employees health benefits fund.....	1,619	1,139	481	4,780	3,877	903	6,270	2,843	3,428
Other.....	5,933	5,933	9,670	9,670	5,406	5,406
Proprietary receipts from the public.....	21	-21	986	-986	1,285	-1,285
Intrabudgetary transactions:									
Civil service retirement and disability fund: Receipts transferred to Foreign Service re- tirement and disability fund.....	-374	-374	-2,721	-2,721	-3,484	-3,484
General fund contributions.....	-81	-81	-405	-405	-450	-450
Other.....	-1,684	-1,684	-8,221	-8,221	-6,778	-6,778
Total--Office of Personnel Management.....	1,553,097	425,725	1,127,372	7,738,463	1,736,492	6,001,971	6,726,391	1,585,753	5,140,639
Panama Canal Commission.....	18,522	29,063	-10,540	22,647	146,967	-124,320
Postal Services (payment to the Postal Service fund).....	1,676,810	1,676,810	1,785,176	1,785,176
Railroad Retirement Board:									
Federal Windfall Payment to Railroad Retirement Trust Fund.....	313,000	313,000	313,000	313,000	313,000	313,000
Regional rail transportation protective account.....	2,684	2,684	28,264	28,264	41,212	41,212
Milwaukee railroad restructuring, administration.....
Railroad retirement accounts:									
Benefits payments and claims.....	380,789	380,789	1,895,047	1,895,047	1,724,076	1,724,076
Advances to the railroad retirement account from the FOASI trust fund	-23,838	-23,838	-113,682	-113,682	-92,942	-92,942
Advances to the railroad retirement account from the FDI trust fund.....	-3,203	-3,203	-15,066	-15,066	-9,322	-9,322
Disbursements for the payment of FOASI benefits.....	23,870	23,870	112,966	112,966	90,406	90,406
Disbursement for the payment of FDI benefits.....	3,187	3,187	15,309	15,309	13,382	13,382
Administrative expenses.....	4,492	4,492	15,776	15,776	11,883	11,883
Interest on refunds of taxes.....	5	5	9	9
Proprietary receipts from the public.....	(*)	(*)	24	-24	1	-1
Intrabudgetary transactions:									
Railroad retirement account: Payment to railroad retirement trust funds.....	-313,000	-313,000	-313,000	-313,000	-313,000	-313,000
Interest transferred to federal hospital insurance trust fund.....	(*)	(*)	(*)	(*)
Interest on advances to railroad unemployment insurance account.....	-337	-337
Total--Railroad Retirement Board.....	387,980	(*)	387,980	1,938,619	24	1,938,595	1,778,366	1	1,778,365

See footnotes on page 3.

TABLE III--BUDGET RECEIPTS AND OUTLAYS--Continued (In thousands)

Classification of OUTLAYS--Continued	This Month			Current Fiscal Year to Date			Comparable Period Prior Fiscal Year		
	Outlays	Applicable Receipts	Net Outlays	Outlays	Applicable Receipts	Net Outlays	Outlays	Applicable Receipts	Net Outlays
Independent Agencies--Continued									
Securities and Exchange Commission	\$7,424	(*)	\$7,425	\$31,513	\$3	\$31,510	\$27,987	\$11	\$27,976
Small Business Administration:									
Public enterprise funds:									
Business loan and investment fund	61,039	\$36,629	24,410	604,262	187,369	416,893	498,166	179,041	319,126
Disaster loan fund	183,387	57,821	125,566	883,521	297,907	585,614	622,636	229,447	393,189
Other	4,286	1,945	2,341	15,650	7,042	8,608	17,594	5,504	12,090
Salaries and expenses	18,200		18,200	88,497		88,497	74,428		74,428
Proprietary receipts from the public		1	-1		13	-13		10	-10
Other	320		320	1,275		1,275	250		250
Total--Small Business Administration	267,232	96,396	170,836	1,593,205	492,331	1,100,874	1,213,073	414,001	799,073
Smithsonian Institution	12,520	35	12,484	54,114	70	54,044	50,534	20	50,513
Tennessee Valley Authority	472,940	265,749	207,191	2,372,022	1,806,720	565,301	1,860,657	1,148,344	712,313
United States Railway Association:									
Administrative expenses	2,900		2,900	14,780		14,780	10,450		10,450
Purchases of Conrail Securities	55,000		55,000	290,700		290,700	330,300		330,300
Other independent agencies	19,939	1,508	18,431	115,720	5,942	109,778	82,782	8,665	74,117
Total--Independent agencies	4,277,872	1,781,471	2,496,401	21,400,830	6,963,319	14,437,511	16,882,291	5,630,295	11,251,996
Undistributed offsetting receipts:									
Federal employer contributions to retirement and social insurance funds:									
Legislative Branch:									
United States Tax Court:									
Tax court judges survivors annuity fund				-40		-40	-30		-30
The Judiciary:									
Judicial survivors annuity fund	-134		-134	-787		-787	-633		-633
Department of Health, Education, and Welfare:									
Federal old-age and survivors insurance trust fund	-89,000		-89,000	-400,000		-400,000	-370,000		-370,000
Federal disability insurance trust fund	-15,000		-15,000	-68,000		-68,000	-66,000		-66,000
Federal hospital insurance trust fund	-22,000		-22,000	-97,000		-97,000	-88,000		-88,000
Department of State:									
Foreign Service retirement and disability fund	-1,631		-1,631	-9,007		-9,007	-5,599		-5,599
Independent agencies:									
Office of Personnel Management:									
Civil Service retirement and disability fund	-212,852		-212,852	-1,147,460		-1,147,460	-1,002,831		-1,002,831
Receipts from off-budget Federal agencies:									
Independent agencies:									
Office of Personnel Management:									
Civil Service retirement and disability fund	-60,000		-60,000	-295,685		-295,685	-277,532		-277,532
Subtotal	-400,616		-400,616	-2,017,979		-2,017,979	-1,810,625		-1,810,625

See footnotes page 3.

TABLE III--BUDGET RECEIPTS AND OUTLAYS--Continued (In thousands)

Classification of OUTLAYS--Continued	This Month			Current Fiscal Year to Date			Comparable Period Prior Fiscal Year		
	Outlays	Applicable Receipts	Net Outlays	Outlays	Applicable Receipts	Net Outlays	Outlays	Applicable Receipts	Net Outlays
Undistributed offsetting receipts--Continued									
Interest credited to certain Government Accounts:									
The Judiciary:									
Judicial survivors annuity fund				-\$265		-\$265	-\$1,846		-\$1,846
Department of Defense:									
Civil:									
Soldiers' and Airmen's Home permanent fund				-2,046		-2,046	-1,922		-1,922
Department of Health, Education, and Welfare:									
Federal old-age and survivors insurance trust fund.	-\$79,610		-\$79,610	-841,754		-841,754	-956,029		-956,029
Federal disability insurance trust fund	-12,750		-12,750	-191,046		-191,046	-136,794		-136,794
Federal hospital insurance trust fund.....	-7,727		-7,727	-499,340		-499,340	-421,536		-421,536
Federal supplementary medical insurance trust fund	-4,514		-4,514	-203,925		-203,925	-160,977		-160,977
Department of Labor:									
Unemployment trust fund.....	-27,596		-27,596	-401,731		-401,731	-215,225		-215,225
Black Lung Disability Trust Fund.....							-519		-519
Department of State:									
Foreign Service retirement and disability fund	-162		-162	-19,214		-19,214	-13,952		-13,952
Department of Transportation:									
Airport and airway trust fund.....	-1,113		-1,113	-182,842		-182,842	-128,195		-128,195
Highway trust fund	-5,908		-5,908	-500,591		-500,591	-392,081		-392,081
Veterans Administration:									
United States Government life insurance fund	-56		-56	-16,529		-16,529	-17,284		-17,284
National service life insurance fund.....	-3,226		-3,226	-286,896		-286,896	-259,528		-259,528
Independent Agencies:									
Office of Personnel Management:									
Civil Service retirement and disability fund.....	-56,036		-56,036	-2,333,514		-2,333,514	-1,932,189		-1,932,189
Railroad Retirement Board:									
Railroad retirement account.....	-10,488		-10,488	-297,074		-297,074	-114,489		-114,489
Other	-1,159		-1,159	-4,703		-4,703	-2,119		-2,119
Subtotal.....	-210,345		-210,345	-5,781,470		-5,781,470	-4,754,687		-4,754,687
Rents and royalties on the outer continental shelf land...		\$333,668	-\$333,668		\$3,123,099	-\$3,123,099		\$1,512,003	-\$1,512,003
Total--Undistributed offsetting receipts	-610,961	333,668	-944,629	-7,799,449	3,123,099	-10,922,547	-6,565,312	1,512,003	-8,077,316
Total outlays	53,156,332	5,947,921	47,208,411	264,104,822	30,249,429	233,855,392	227,098,802	25,047,073	202,051,729
TOTAL BUDGET			(Net Totals)			(Net Totals)			(Net Totals)
Receipts			37,862,076			195,326,603			170,452,871
Outlays (-)			-47,208,411			-233,855,392			-202,051,729
Budget surplus (+) or deficit (-).....			-9,346,335			-38,528,789			-31,598,858

MEMORANDUM

Receipts offset against outlays (In thousands)

	Current Fiscal Year to Date	Comparable Period Prior Fiscal Year
Proprietary receipts.....	\$9,005,596	\$8,247,267
Receipts from off-budget Federal agencies	2,206,934	1,382,632
Intrabudgetary transactions.....	21,090,471	19,323,167
Total receipts offset against outlays	32,303,002	28,953,065

TABLE IV--MEANS OF FINANCING (In thousands)

23

Classification (Assets and Liabilities Directly Related to the Budget)	Net Transactions (-) denotes net reduction of either liability or asset accounts			Account Balances Current Fiscal Year		
	This Month	Fiscal Year to Date		Beginning of		Close of This Month
		This Year	Prior Year	This Year	This Month	
LIABILITY ACCOUNTS						
Borrowing from the public:						
Public debt securities, issued under general financial authorities:						
Obligations of the United States, issued by:						
United States Treasury	\$6,896,367	\$28,072,400	\$20,662,424	\$326,519,087	\$847,695,121	\$854,591,488
Federal Financing Bank				10	10	10
Total public debt securities	6,896,367	28,072,400	20,662,424	826,519,097	847,695,131	854,591,498
Agency securities, issued under special financing authorities (See Schedule B. For other agency borrowing, see Schedule C.)	-34,748	-220,759	-617,276	7,231,770	7,045,758	7,011,011
Total federal securities	6,861,619	27,851,641	20,045,149	833,750,867	854,740,889	861,602,508
Deduct:						
Federal securities held as investments of government accounts (See Schedule D)	4,795,980	1,613,704	2,148,443	189,161,534	185,979,258	190,775,238
Total borrowing from the public	2,065,639	26,237,938	17,896,706	644,589,333	668,761,631	670,827,270
Accrued interest payable to the public	-2,638,305	-1,710,604	-1,410,644	8,154,582	9,082,283	6,443,978
Deposit funds:						
Allocations of special drawing rights	-48,373	1,095,371	1,145,454	4,174,771	5,318,515	5,270,142
Other	1,259,147	284,133	-285,809	4,342,031	3,367,017	4,626,165
Miscellaneous liability accounts (Includes checks outstanding etc.)	7,389,326	6,050,863	2,397,176	8,646,702	7,308,239	14,697,565
Total liability accounts	8,027,435	31,957,702	19,742,882	669,907,419	693,837,686	701,865,120
ASSET ACCOUNTS (Deduct)						
Cash and monetary assets:						
U.S. Treasury operating cash:						
Federal Reserve account	-514,474	-4,072,270	-13,203,909	6,489,007	2,931,211	2,416,737
Tax and loan note accounts	-5,399,772	-9,415,510	-2,352,385	17,686,990	13,671,253	8,271,481
Balance	-5,914,247	-13,487,780	-15,556,295	24,175,997	16,602,464	10,688,217
Special drawing rights:						
Total holdings	-35,209	1,110,747	-269,737	2,725,228	3,871,184	3,835,975
SDR certificates issued to Federal Reserve Banks		-1,168,000		-1,800,000	-2,968,000	-2,968,000
Balance	-35,209	-57,253	-269,737	925,228	903,184	867,975
Gold tranche drawing rights:						
U.S. subscription to International Monetary Fund:						
Direct quota payments				8,810,156	8,810,156	8,810,156
Maintenance of value adjustments	-100,581	27,462	68,031	2,120,603	2,248,647	2,148,066
Other demand liabilities issued to IMF	47,000	16,000	-2,471,000	-9,423,243	-9,454,243	-9,407,243
Receivable/Payable (-) for U.S. currency valuation adjustment	88,841	-24,494	15,490	-208,178	-321,513	-232,672
Balance	35,259	18,968	-2,387,479	1,299,338	1,283,047	1,318,306
Loans to International Monetary Fund			-706,304			
Other cash and monetary assets	-92,781	1,027,842	2,723,700	5,690,273	6,810,896	6,718,115
Total cash and monetary assets	-6,006,977	-12,498,222	-16,196,115	32,090,836	25,599,591	19,592,614
Miscellaneous asset accounts	3,637,076	4,534,387	3,594,065	6,110,205	7,007,516	10,644,592
Total asset accounts	-2,369,901	-7,963,835	-12,602,050	38,201,041	32,607,107	30,237,206
Excess of liabilities (+) or assets (-)	+10,397,336	+39,921,537	+32,344,932	+631,706,378	+661,230,579	+671,627,915
Transactions not applied to current year's surplus or deficit (See Schedule A for details)	-1,051,001	-1,392,748	-746,075		-341,747	-1,392,748
Total budget financing [Financing of deficit (+) or disposition of surplus (-)]	+9,346,335	+38,528,789	+31,598,858	+631,706,378	+660,888,832	+670,235,167

Classification	This Month	Fiscal Year to Date	
		This Year	Prior Year
Excess of liabilities beginning of period: Based on composition of unified budget in preceding period. Adjustments during current fiscal year for changes in composition of unified budget	\$661,230,579	\$631,706,378	\$595,528,323
Excess of liabilities beginning of period (current basis).....	661,230,579	631,706,378	595,528,323
Budget surplus (-) or deficit: Based on composition of unified budget in prior fiscal year. Changes in composition of unified budget	9,346,335	38,528,789	31,598,858
Profit on sale of gold reclassified from budgetary to off-budget account.....
Budget surplus (-) or deficit (Table III)	9,346,335	38,528,789	31,598,858
Transactions not applied to current year's surplus or deficit:			
Seigniorage	-73,007	-363,003	-277,263
Proceeds from Currency
Increment on gold
Profit on sale of gold	-926,747	-748,119
Net gain (-)/loss for U. S. currency valuation adjustment ..	11,741	-2,968	-83,521
Net gain (-)/loss for IMF loan valuation adjustment	-78,532
Off-budget Federal Agencies:			
Federal Financing Bank	818,604	4,341,940	4,136,350
Pension Benefit Guaranty Fund.....	189	4,964	1,452
Postal Service	258,043	-1,883,290	-2,451,927
Rural electrification and telephone revolving fund	23,120	174,845	206,608
Rural Telephone Bank.....	12,312	47,007	41,027
Total--transactions not applied to current year's surplus or deficit.....	1,051,001	1,392,748	746,075
Excess of liabilities close of period	671,627,915	671,627,915	627,873,256

See footnotes on page 3.

TABLE IV--SCHEDULE B--AGENCY SECURITIES, ISSUED UNDER SPECIAL FINANCING AUTHORITIES (In thousands)

Classification	Net Transactions (-) denotes net reduction of liability accounts			Account Balances Current Fiscal Year		
	This Month	Fiscal Year to Date		Beginning of		Close of This Month
		This Year	Prior Year	This Year	This Month	
Agency securities, issued under special financing authorities:						
Obligations of the United States, issued by:						
Export-Import Bank	-\$31,608	-\$142,225	-\$540,368	\$933,477	\$822,860	\$791,252
Obligations guaranteed by the United States, issued by:						
Department of Defense:						
Family Housing Mortgages	-10,124	-48,012	-37,253	766,685	728,797	718,673
Department of Housing and Urban Development:						
Federal Housing Administration.....	6,984	-5,430	-14,566	551,184	538,771	545,755
Department of Transportation:						
Coast Guard:						
Family Housing Mortgages	-92	-88	1,423	1,331	1,331
Obligations not guaranteed by the United States, issued by:						
Department of Housing and Urban Development:						
Government National Mortgage Association	-25,000	-25,000	3,004,000	2,979,000	2,979,000
Independent Agencies:						
Postal Service	250,000	250,000	250,000
Tennessee Valley Authority.....	1,725,000	1,725,000	1,725,000
Total agency securities	-34,748	-220,759	-617,276	7,231,770	7,045,758	7,011,011

TABLE IV--SCHEDULE C (MEMORANDUM)--AGENCY BORROWING FINANCED THROUGH
ISSUE OF PUBLIC DEBT SECURITIES (In thousands)

Classification	Transactions			Account Balances Current Fiscal Year		
	This Month	Fiscal Year to Date		Beginning of		Close of This Month
		This Year	Comparable Prior Year	This Year	This Month	
Borrowing from the Treasury:						
Commodity Credit Corporation.....	\$118,000	-\$549,914	\$3,296,328	\$13,926,516	\$13,258,602	\$13,376,602
D. C. Commissioners: Stadium sinking fund, Armory Board, D. C.	-832	-1,247	832
Export-Import Bank of United States.....	64,700	264,700	107,900	50,000	250,000	314,700
Federal Emergency Management Agency:						
National flood insurance fund.....	19,000	222,001	23,886	445,555	648,556	667,556
Federal Financing Bank.....	973,046	5,056,433	5,143,356	R 64,211,034	68,294,421	69,267,467
Federal Home Loan Bank Board.....
Federal Housing Administration:						
General insurance.....	2,156,655	2,156,655	2,156,655
Special risk insurance.....	1,812,166	1,812,166	1,812,166
General Services Administration:						
Pennsylvania Avenue Development Corporation.....	1,822	-3,793	-1,971	33,938	28,323	30,145
Government National Mortgage Association:						
Emergency home purchase assistance fund.....	-108,910	451,580	46,983	1,351,400	1,911,890	1,802,980
Management and liquidating functions.....	14,000	14,000	14,000
Special assistance functions.....	43,910	233,440	-19,250	4,221,417	4,410,947	4,454,857
International Communication Agency.....	22,114	22,114	22,114
Rural Electrification Administration.....	27,664	210,969	238,907	7,864,742	8,048,047	8,075,711
Rural Telephone Bank.....	14,242	20,265	14,867	394,868	400,891	415,133
Saint Lawrence Seaway Development Corporation.....	-2,000	-2,500	112,976	110,976	110,976
Secretary of Agriculture, Farmers Home Administration:						
Rural housing insurance fund.....	400,000	950,000	1,005,718	1,555,718	1,955,718
Agricultural credit insurance fund.....	524,000	1,850,000	1,850,000	1,850,000
Rural development insurance fund.....	10,000	50,000	515,000	525,000	525,000
Secretary of Energy:						
Bonneville Power Administration.....	410,000	410,000	410,000
Secretary of Housing and Urban Development Department:						
College housing loans.....	2,687,325	2,687,325	2,687,325
Housing for the Elderly and Handicapped.....	60,000	270,000	185,000	520,170	730,170	790,170
Low-Rent Public Housing.....
New communities guaranty:						
Title IV.....	3,225	135	3,762	6,987	6,987
Title VII.....	1,000	22,396	15,612	240,849	262,245	263,245
Urban renewal fund.....	-50,000	300,000	250,000	250,000
Secretary of the Interior:						
Bureau of Mines, helium fund.....	251,650	251,650	251,650
Secretary of Transportation:						
Rail Service Assistance.....	100	100	100
Regional Rail Reorganization.....	276	2,704	2,980	2,980
Smithsonian Institution:						
John F. Kennedy Center parking facilities.....	20,400	20,400	20,400
Tennessee Valley Authority.....	150,000	150,000	150,000
Veterans Administration:						
Veterans direct loan program.....	1,730,078	1,730,078	1,730,078
Total Borrowing from the Treasury.....	1,614,474	7,108,746	9,622,006	106,305,969	111,800,241	113,414,715
Borrowing from the Federal Financing Bank:						
Export-Import Bank of the United States.....	399,800	330,000	7,952,887	8,352,687	8,352,687
National Credit Union Administration.....	-13,087	18,482	31,569	18,482
Postal Service.....	1,587,000	1,587,000	1,587,000
Tennessee Valley Authority.....	165,000	497,000	645,000	7,125,000	7,457,000	7,622,000
Total Borrowing from the Federal Financing Bank.....	151,913	915,282	975,000	16,664,887	17,428,256	17,580,169
Total Agency Borrowing financed through issues of Public Debt Securities.....	1,766,387	8,024,028	10,597,006	122,970,856	129,228,497	130,994,884

Note: Includes only amounts loaned to Federal Agencies in lieu of Agency Debt issuance and excludes Federal Financing Bank purchase of loans made or guaranteed by Federal Agencies. The Federal Financing Bank borrows from Treasury and issues its own securities and in turn may loan these funds to Agencies in lieu of Agencies borrowing directly through Treasury or issuing their own securities.

R = Revised

**TABLE IV--SCHEDULE D--INVESTMENTS OF GOVERNMENT ACCOUNTS
IN FEDERAL SECURITIES (In thousands)**

Classification	Net Purchases or Sales (-)			Securities Held as Investments Current Fiscal Year		
	This Month	Fiscal Year to Date		Beginning of		Close of This Month
		This Year	Prior Year	This Year	This Month	
Federal Funds:						
Department of Agriculture:						
Agency securities.....	-\$6,000	-\$6,000	-\$6,000	\$17,215	\$17,215	\$11,215
Department of Commerce.....	8,225	25,415	15,610	104,021	121,211	129,436
Department of Housing and Urban Development:						
Federal Housing Administration:						
Federal housing administration fund:						
Public debt securities.....	58,270	32,051	72,381	1,992,302	1,966,083	2,024,353
Agency securities.....	-55	-1,299	-1,379	187,263	186,018	185,964
Government National Mortgage Association:						
Emergency mortgage purchase assistance:						
Agency securities.....	2,037	4,570	6,607	6,607
Special assistance function fund:						
Agency securities.....	-705	-4,458	-3,722	96,613	92,861	92,155
Management and liquidating functions fund:						
Agency securities.....	-264	-1,337	-1,996	28,592	27,519	27,255
Guarantees of Mortgage-Backed Securities:						
Public debt securities.....	-7,225	10,918	22,394	121,889	140,032	132,807
Agency securities.....	12,105	18,628	-623	38,208	44,732	56,837
Participation sales fund:						
Public debt securities.....	13,995	56,305	66,374	1,379,173	1,421,483	1,435,478
Agency securities.....	12,380	12,380	12,380
Housing Management:						
Community disposal operations fund:						
Agency securities.....	388	388	388
Department of Interior.....	1,479,870	1,479,870	1,479,870
Department of Transportation.....	856	5,042	18	18,800	22,986	23,842
Department of the Treasury.....	-47,806	101,932	1,352,180	4,266,116	4,415,854	4,368,048
Veterans Administration:						
Veterans reopened insurance fund.....	-1,664	14,082	14,712	437,950	453,696	452,032
Independent Agencies:						
Emergency Loan Guarantee Board.....
Export-Import Bank of the United States.....	-7,700
Federal Emergency Management Agency:						
National insurance development fund.....	-19,671	-19,671	-5,000	62,037	62,037	42,366
Federal Savings and Loan Insurance Corporation:						
Public debt securities.....	145,231	313,593	284,300	5,482,967	5,651,329	5,796,560
Agency securities.....	-300	78,215	77,915	77,915
National Credit Union Administration.....	8,500	29,410	24,730	128,284	149,194	157,694
Other.....	6,750	36,508	28,875	444,130	473,888	480,638
Total public debt securities.....	1,645,331	2,085,455	1,868,874	14,437,669	14,877,793	16,523,123
Total agency securities.....	5,081	7,272	-13,719	463,443	465,634	470,714
Total Federal funds.....	1,650,411	2,092,726	1,855,155	14,901,112	15,343,427	16,993,838
Trust Funds:						
Legislative Branch:						
United States Tax Court.....	-45	-5	45	716	756	711
Library of Congress.....	105	80	1,595	1,700	1,700
The Judiciary:						
Judicial Survivors Annuity Fund.....	664	1,805	2,186	51,145	52,286	52,950
Department of Agriculture.....	550	128	150	700	700
Department of Commerce.....	-5	-25	35	30	30
Department of Defense.....	-13	35	259	3,224	3,272	3,259
Department of Health, Education, and Welfare:						
Federal old-age and survivors insurance trust fund:						
Public debt securities.....	2,921,313	-1,056,966	-3,174,569	26,773,347	22,795,068	25,716,381
Agency securities.....	555,000	555,000	555,000
Federal disability insurance trust fund.....	170,633	177,409	-179,327	5,582,621	5,589,397	5,760,030
Federal hospital insurance trust fund:						
Public debt securities.....	55,061	-143,087	-397,882	13,113,539	12,915,391	12,970,452
Agency securities.....	50,000	50,000	50,000
Federal supplementary medical insurance trust fund.....	-99,383	-149,244	544,958	4,974,022	4,924,161	4,824,778
Other.....	513	257	2,620	3,133	3,133

TABLE IV--SCHEDULE D--INVESTMENTS OF GOVERNMENT ACCOUNTS
IN FEDERAL SECURITIES (In thousands)--Continued

Classification	Net Purchases or Sales (-)			Securities Held as Investments Current Fiscal Year		
	This Month	Fiscal Year to Date		Beginning of		Close of This Month
		This Year	Prior Year	This Year	This Month	
Trust Funds--Continued						
Department of the Interior.....	-\$15,435	\$32,555	\$9,545	\$11,601	\$59,591	\$44,156
Department of Labor:						
Unemployment trust fund.....	173,679	-1,528,702	-56,740	13,793,113	12,090,732	12,264,411
Other.....	30,555	4,106	4,106	4,106
Department of State:						
Foreign service retirement and disability fund.....	-7,430	23,818	53,482	492,628	523,876	516,446
Other.....	35	-530	80	1,140	575	610
Department of Transportation:						
Airport and airway trust fund.....	60,102	521,792	381,897	4,377,426	4,839,116	4,899,218
Highway trust fund.....	17,248	-480,384	536,354	12,468,657	11,971,025	11,988,273
Other.....	20	20	20
Department of the Treasury.....	29,000	11,400	13,155	64,825	47,225	76,225
Veterans Administration:						
Government life insurance fund.....	-4,942	-9,460	-8,702	462,557	458,039	453,097
National service life insurance fund:						
Public debt securities.....	-24,967	120,302	142,680	7,824,952	7,970,221	7,945,254
Agency securities.....	135,000	135,000	135,000
Veterans special life insurance fund.....	200	22,543	16,802	621,135	643,478	643,678
General Post Fund National Homes.....	383	383	2,365	2,365	2,748
Independent Agencies:						
Office of Personnel Management:						
Civil service retirement and disability fund:						
Public debt securities.....	-477,339	-432,819	-310,491	63,734,226	63,778,746	63,301,407
Agency securities.....	275,000	275,000	275,000
Employees health benefits fund.....	14,776	-13,851	-61,499	590,095	561,468	576,244
Employees life insurance fund.....	86,143	173,019	122,413	3,315,132	3,402,008	3,488,151
Retired employees health benefits fund.....	-295	-845	-3,900	3,079	2,529	2,234
Federal Deposit Insurance Corporation.....	464,114	872,113	777,503	9,252,006	9,660,005	10,124,119
General Services Administration.....	69	-1,110	690	4,510	3,332	3,400
Japan-United States Friendship Commission.....	115	-398	18,655	18,770	18,770
Harry S. Truman Memorial Scholarship Trust Fund.....	405	1,105	1,075	34,854	35,554	35,959
Railroad Retirement Board.....	15,458	-288,687	-342,237	3,054,496	2,750,351	2,765,809
Total public debt securities.....	3,379,434	-2,146,133	-1,901,627	170,634,591	165,109,024	168,488,458
Total agency securities.....	1,015,000	1,015,000	1,015,000
Total trust funds.....	3,379,434	-2,146,133	-1,901,627	171,649,591	166,124,024	169,503,458
Off-budget Federal agencies:						
Federal Financing Bank.....	2,535	-211,465	32,975	226,300	12,300	14,835
Pension Benefit Guaranty Corporation.....	500	-4,625	-1,640	141,925	136,800	137,300
Postal Service.....	-236,900	1,883,300	2,163,700	2,238,716	4,358,916	4,122,016
Rural electrification and telephone revolving fund.....	-100	-120	3,891	3,791	3,791
Total public debt securities.....	-233,865	1,667,110	2,194,915	2,610,832	4,511,807	4,277,942
Total Off-budget Federal agencies.....	-233,865	1,667,110	2,194,915	2,610,832	4,511,807	4,277,942
Grand Total.....	4,795,980	1,613,704	2,148,443	189,161,534	185,979,258	190,775,238

Note: Investments are in Public Debt Securities unless otherwise noted.

TABLE V--COMPARATIVE STATEMENT OF BUDGET RECEIPTS AND OUTLAYS
BY MONTHS OF CURRENT FISCAL YEAR (In millions)

Classification	Oct.	Nov.	Dec.	Jan.	Feb.	March	April	May	June	July	Aug.	Sept.	Fiscal Year To Date	Com-parable Period Prior F. Y.
NET RECEIPTS														
Individual income taxes	\$18,682	\$18,972	\$20,192	\$26,856	\$15,522								\$100,225	\$86,772
Corporation income taxes	1,476	1,160	10,206	2,237	1,420								16,499	16,546
Social insurance taxes and contributions:														
Employment taxes and contributions	8,013	12,259	7,963	9,526	14,824								52,585	43,705
Unemployment insurance	840	1,650	204	675	1,490								4,860	4,323
Contributions for other insurance and retirement ...	530	524	507	574	543								2,679	2,460
Excise taxes	1,547	1,653	1,658	1,448	1,378								7,684	7,900
Estate and gift taxes	526	518	425	509	506								2,484	2,234
Customs duties	646	605	595	611	519								2,977	3,018
Miscellaneous receipts	838	977	866	992	1,661								5,335	3,494
Total--receipts this year	33,099	38,320	42,617	43,429	37,862								195,327
Total--receipts prior year ...	28,745	33,227	37,477	38,364	32,639								170,453
NET OUTLAYS														
Legislative Branch	89	97	105	111	92								495	438
The Judiciary	56	37	38	68	38								237	192
Executive Office of the President	7	6	9	7	9								38	29
Funds Appropriated to the President:														
International security assistance	706	862	442	391	447								2,848	155
International development assistance	97	93	44	136	117								488	666
Other	84	-98	-15	1,141	65								1,176	282
Department of Agriculture:														
Foreign assistance, special export programs and Commodity Credit Corporation	404	727	790	1,561	74								3,555	5,492
Other	1,307	1,143	2,080	2,225	1,981								8,737	6,784
Department of Commerce	346	265	268	269	265								1,412	2,050
Department of Defense:														
Military:														
Department of the Army	2,591	2,655	2,551	2,598	2,716								13,112	11,632
Department of the Navy	3,111	3,191	3,428	3,581	3,468								16,779	14,922
Department of Air Force	2,859	3,181	2,853	3,331	3,223								15,449	12,808
Defense agencies	1,619	1,536	1,510	1,445	1,533								7,643	6,519
Total Military	10,180	10,563	10,343	10,955	10,940								52,982	45,882
Civil	348	300	278	252	218								1,396	1,144
Department of Energy	496	791	793	-578	520								2,021	3,069
Department of Health, Education, and Welfare:														
Human Development Services	522	494	523	590	502								2,631	2,439
Health Care Financing Administration:														
Grants to States for Medicaid	1,211	1,077	1,158	1,354	1,136								5,936	5,030
Federal Hospital Ins. Trust Fund	1,875	1,836	1,759	2,025	1,854								9,349	8,027
Federal Supp. Med. Ins. Trust Fund	877	829	827	869	910								4,311	3,499
Other	429	567	703	577	553								2,829	3,050
Social Security Adm.:														
Assis. Pmts. Program ...	585	564	611	721	601								3,081	2,749
Federal Old-Age and Survivors Insurance Trust Fund	8,085	8,082	8,085	8,100	8,214								40,566	35,628
Federal Disability Ins. Trust Fund	1,200	1,226	1,221	1,226	1,255								6,128	5,643
Other	651	1,002	1,426	102	1,079								4,260	3,187
Other	954	1,088	187	1,291	933								4,453	3,379

TABLE V--COMPARATIVE STATEMENT OF BUDGET RECEIPTS AND OUTLAYS

BY MONTHS OF CURRENT FISCAL YEAR (In millions)--Continued

Classification	Oct.	Nov.	Dec.	Jan.	Feb.	March	April	May	June	July	Aug.	Sept.	Fiscal Year To Date	Com-parable Period Prior F. Y.
OUTLAYS--Continued														
Department of Housing and Urban Development	\$1,163	\$1,535	\$367	\$1,268	\$584								\$4,917	\$3,502
Department of the Interior.....	393	437	328	385	303								1,846	1,572
Department of Justice.....	255	229	190	232	199								1,105	1,053
Department of Labor:														
Unemployment trust fund.....	736	834	1,001	1,473	1,412								5,456	4,124
Other.....	965	862	1,068	645	1,046								4,586	4,227
Department of State.....	255	138	139	108	186								827	566
Department of Transportation:														
Highway trust fund	986	762	794	733	512								3,788	2,834
Other	760	786	913	1,053	651								4,162	3,528
Department of the Treasury:														
Interest on the public debt.....	4,653	5,330	9,804	5,125	5,475								30,387	24,537
General revenue sharing	1,715	1	(**)	1,690	9								3,415	3,419
Other	-132	-286	-1,045	-1,651	-131								-3,245	-1,229
Environmental Protection Agency.....	521	452	483	479	427								2,362	1,896
National Aeronautics and Space Administration	384	415	328	417	408								1,952	1,704
Veterans Administration:														
Compensation and pensions....	889	1,719	1,028	56	1,801								5,493	4,269
National service life.....	36	24	29	49	28								167	122
Government service life.....	6	4	5	7	4								26	25
Other	875	951	715	688	939								4,167	3,915
Independent agencies:														
General Services Admin.	-166	50	78	-115	56								-97	-125
Office of Personnel Management.....	1,223	1,174	1,293	1,184	1,127								6,002	5,141
Postal Service	1,677								1,677	1,785
Small Business Administration .	93	357	4	476	171								1,101	799
Tennessee Valley Authority....	-209	208	153	206	207								565	712
Other ind. agencies.....	1,002	775	1,224	1,254	935								5,189	2,940
Undistributed offsetting receipts:														
Federal employer contributions to retirement fund.....	-470	-400	-388	-359	-401								-2,018	-1,811
Interest credited to certain accounts.....	-114	-531	-4,916	-10	-210								-5,781	-4,755
Rents and Royalties on Outer Continental Shelf Lands	-199	-535	-1,258	-798	-334								-3,123	-1,512
Total outlays--this year.....	47,807	46,841	44,010	47,988	47,208								233,855
<i>Total outlays--prior year</i>	<i>42,745</i>	<i>39,188</i>	<i>41,510</i>	<i>40,870</i>	<i>37,739</i>								<i>.....</i>	<i>202,052</i>
Surplus (+) or deficit (-) this year	-14,708	-8,522	-1,393	-4,559	-9,346								-38,529
<i>Surplus (+) or deficit (-) prior year</i>	<i>-13,999</i>	<i>-5,961</i>	<i>-4,032</i>	<i>-2,506</i>	<i>-5,100</i>								<i>.....</i>	<i>-31,599</i>


30 TABLE VI--TRUST FUND IMPACT ON BUDGET RESULTS AND INVESTMENT HOLDINGS (In millions)

Classification	Current Month			Fiscal Year to Date			Securities held as Investments Current Fiscal Year		
	Receipts	Outlays	Excess	Receipts	Outlays	Excess	Beginning of		Close of This Month
							This Year	This Month	
Trust receipts, outlays, and invest- ments held:									
Airport and airway	\$156	\$67	\$90	\$726	\$183	\$543	\$4,377	\$4,839	\$4,899
Black lung disability trust fund.....	26	19	7	130	122	9	4	4	4
Federal Deposit Insurance Corp.....	-430	430	-870	870	9,252	9,660	10,124
Federal disability insurance	1,381	1,227	154	5,879	5,751	128	5,583	5,589	5,760
Federal employees life and health benefits.....	-98	98	-111	111	3,908	3,966	4,067
Federal employees retirement	315	845	-530	1,489	2,001	-512	64,502	64,578	64,093
Federal hospital insurance.....	1,915	1,824	91	8,194	8,611	-417	13,164	12,965	13,020
Federal old-age and survivors insurance.....	11,143	8,045	3,098	37,476	38,767	-1,291	27,328	23,350	26,271
Federal supplementary medical insurance.....	228	347	-118	1,190	1,442	-252	4,974	4,924	4,825
General Revenue Sharing	9	-9	6,855	3,415	3,440
Highway	533	525	8	2,863	3,370	-507	12,469	11,971	11,988
Military assistance advances	374	-374	1,584	-1,584
Railroad retirement.....	385	62	323	1,036	1,300	-264	3,054	2,750	2,766
Unemployment	1,490	1,385	105	4,860	5,054	-195	13,793	12,091	12,264
Veterans life insurance.....	28	-28	-133	133	9,044	9,207	9,177
All other trust	4	-51	54	24	-192	216	199	229	244
Trust fund receipts and outlays on the basis of Table III and investments held from Table IV - D.....	17,576	14,177	3,398	70,721	70,294	427	171,650	166,124	169,503
Interfund receipts offset against trust fund outlays.....	1,524	1,524	-0-	11,902	11,902	-0-			
Total trust fund receipts and outlays	19,099	15,701	3,398	82,623	82,196	427			
Federal fund receipts and outlays on the basis of Table III.....	20,286	33,031	-12,745	131,461	170,416	-38,955			
Interfund receipts offset against Federal fund outlays	12	12	-0-	13	13	-0-			
Total Federal fund receipts and outlays	20,298	33,043	-12,745	131,473	170,429	-38,955			
Total interfund receipts and outlays...	-1,536	-1,536	-0-	-18,770	-18,770	-0-			
Net budget receipts and outlays	37,862	47,208	-9,346	195,327	233,855	-38,529			

Note: Interfund receipts and outlays are transactions between Federal funds and trust funds, such as, Federal payments and contributions, Federal employer contributions, and interest and profits on investments in Federal securities. They have no net effect on overall budget receipts and outlays since the receipt side of such transactions is offset against budget outlays. In this table, interfund receipts are shown as an adjustment to arrive at total receipts and outlays of trust funds and Federal funds respectively. Included in total interfund receipts and outlays are \$6,855 million in Federal funds transferred to trust funds for general revenue sharing.

Classification	Budget Receipts and Outlays		
	This Month	Fiscal Year To Date	Comparable Period Prior Fiscal Year
NET RECEIPTS			
Individual income taxes.....	\$15,522,204	\$100,224,520	\$86,772,402
Corporation income taxes.....	1,419,529	16,499,153	16,545,742
Social insurance taxes and contributions:			
Employment taxes and contributions.....	14,823,580	52,584,578	43,705,181
Unemployment insurance.....	1,489,822	4,859,769	4,322,568
Contributions for other insurance and retirement.....	543,362	2,678,735	2,459,922
Excise taxes.....	1,377,593	7,683,784	7,900,244
Estate and gift taxes.....	505,925	2,484,416	2,234,364
Customs.....	519,202	2,976,559	3,018,264
Miscellaneous receipts.....	1,660,859	5,335,089	3,494,183
Total.....	37,862,076	195,326,603	170,452,871
NET OUTLAYS			
National defense.....	11,173,947	54,117,020	45,993,985
International affairs.....	885,170	5,095,245	1,625,928
General science, space, and technology.....	544,967	2,471,853	2,028,831
Energy.....	470,564	2,229,372	3,849,904
Natural resources and environment.....	960,933	5,855,076	4,963,519
Agriculture.....	162,888	3,915,780	6,519,071
Commerce and housing credit.....	-122,390	3,362,850	2,022,208
Transportation.....	1,277,819	8,647,421	6,998,424
Community and regional development.....	867,667	4,388,758	4,019,941
Education, training, employment and social services.....	2,914,601	13,138,628	11,150,616
Health.....	4,562,106	23,184,964	19,947,799
Income security.....	15,937,275	75,220,503	63,709,010
Veterans benefits and services.....	2,775,123	9,866,163	8,342,968
Administration of justice.....	347,199	1,907,004	1,721,991
General government.....	394,300	1,742,495	1,932,292
General purpose fiscal assistance.....	51,036	4,151,988	4,092,503
Interest.....	4,949,835	25,482,819	21,209,007
Undistributed offsetting receipts.....	-944,629	-10,922,547	-8,077,316
Total.....	47,208,411	233,855,392	202,050,681

For sale by the Superintendent of Documents, U. S. Government Printing Office, Washington, D. C. 20402
Subscription price \$62.20 per year (domestic), \$15.55 per year additional (foreign mailing), includes all issues of Daily Treasury Statements, the Monthly Statement of the Public Debt of the United States and the Monthly Treasury Statement of Receipts and Outlays of the U. S. Government. No single copies are sold.



ERRATA

Monthly Statement of
Receipts and Outlays of the United State Government

For the period from October 1, 1979 through March 31, 1980

Attention is called to the following correction on page 23;


Miscellaneous liability accounts (includes checks
outstanding ect.) for the current month should read
-3,132,531 instead of -3,312,531.

002508

LIBRARY
ROOM 5004

APR 25 '80

TREASURY DEPARTMENT





Monthly Treasury Statement of Receipts and Outlays of the United States Government

for period from October 1, 1979 through March 31, 1980

TABLE I--TOTALS OF BUDGET RESULTS AND FINANCING (In millions)

Period	Budget Receipts and Outlays			Means of Financing			
	Net Receipts	Net Outlays	Budget Surplus (+) or Deficit (-)	By Borrowing from the Public	By Reduction of Cash and Monetary Assets Increase (-)	By Other Means	Total Budget Financing
Current month (March 1980).....	\$33,351	\$46,566	-\$13,215	\$11,802	\$3,231	-\$1,819	\$13,215
Actual 1980 (six months).....	228,677	280,421	-51,744	38,040	15,729	-2,026	51,744
Comparative data:							
Actual 1979 (six months).....	201,597	245,777	-44,180	25,909	15,417	2,854	44,180
Actual 1979 (full year).....	465,940	493,221	-27,281	33,641	-408	-5,951	27,281
Estimated 1980 ²	532,427	568,933	-36,506	39,300	10,103	-12,897	36,506
Estimated 1981 ²	628,035	611,546	+16,489	1,500	-17,989	-16,489

TABLE II--SUMMARY OF BUDGET RECEIPTS AND OUTLAYS (In millions)

Classification	Actual This Month	Actual This Fiscal Year to Date	Actual Comparable Prior Period	Budget Estimates Full Fiscal Year ²
NET RECEIPTS				
Individual income taxes	\$9,056	\$109,281	\$95,027	\$241,517
Corporation income taxes	9,508	26,008	25,847	74,241
Social insurance taxes and contributions:				
Employment taxes and contributions.....	10,747	63,332	53,341	139,917
Unemployment insurance.....	208	5,068	4,521	16,812
Contributions for other insurance and retirement	544	3,223	2,999	6,724
Excise taxes.....	1,289	8,973	9,334	25,246
Estate and gift taxes.....	494	2,978	2,683	5,782
Customs duties.....	584	3,561	3,639	7,266
Miscellaneous receipts.....	920	6,255	4,206	14,922
Total	33,351	228,677	201,597	532,427
NET OUTLAYS				
Legislative Branch	91	585	527	1,331
The Judiciary.....	40	277	234	623
Executive Office of the President.....	11	49	35	103
Funds Appropriated to the President:				
International security assistance.....	167	3,015	517	4,049
International development assistance	268	756	796	1,760
Other	52	1,228	294	3,358
Department of Agriculture	1,732	14,024	13,999	23,962
Department of Commerce	308	1,720	2,348	3,485
Department of Defense - Military	11,460	64,442	55,860	130,967
Department of Defense - Civil	232	1,628	1,319	3,229
Department of Energy.....	432	2,454	3,779	6,867
Department of Health, Education, and Welfare.....	16,570	100,113	88,394	206,328
Department of Housing and Urban Development	1,115	6,032	4,300	11,994
Department of the Interior	318	2,164	1,909	4,097
Department of Justice.....	205	1,310	1,262	2,610
Department of Labor.....	2,482	12,524	10,672	26,186
Department of State.....	154	981	682	1,967
Department of Transportation.....	1,325	9,275	7,555	18,325
Department of the Treasury:				
General revenue sharing	1	3,416	3,419	6,863
Interest on the public debt.....	5,427	35,814	28,819	74,700
Other	250	-2,995	-1,106	-4,618
Environmental Protection Agency	419	2,782	2,274	5,320
National Aeronautics and Space Administration	416	2,368	2,093	5,001
Veterans Administration	743	10,597	11,046	20,650
Other independent agencies.....	3,061	17,499	13,440	31,986
Allowances, undistributed.....
Undistributed offsetting receipts:				
Federal employer contributions to retirement funds.....	-512	-2,530	-2,194	-5,918
Interest on certain Government accounts.....	-132	-5,914	-4,859	-11,690
Rents and royalties on the Outer Continental Shelf lands	-70	-3,193	-1,640	-4,600
Total.....	46,566	280,421	245,777	568,933
Surplus (+) or deficit (-).....	-13,215	-51,744	-44,180	-36,506

See footnotes on page 3.

Source: Bureau of Government Financial Operations, Department of the Treasury.

TABLE III--BUDGET RECEIPTS AND OUTLAYS--Continued (In thousands)

N

Classification of Receipts	This Month			Current Fiscal Year to Date			Comparable Period Prior Fiscal Year		
	Gross Receipts	Refunds (Deduct)	Net Receipts	Gross Receipts	Refunds (Deduct)	Net Receipts	Gross Receipts	Refunds (Deduct)	Net Receipts
Individual income taxes:									
Withheld.....	⁴ \$18,076,551			\$111,267,481			\$95,083,357		
Presidential Election Campaign Fund.....	8,626			16,441			14,967		
Other.....	² 2,998,399			16,013,730			14,488,666		
Total--Individual income taxes.....	21,083,577	\$12,027,144	\$9,056,432	127,297,653	\$18,016,701	\$109,280,952	109,586,990	\$14,560,033	\$95,026,957
Corporation income taxes.....	10,255,121	746,678	9,508,443	29,968,343	3,960,747	26,007,596	28,868,989	3,022,022	25,846,967
Social insurance taxes and contributions:									
Employment taxes and contributions:									
Federal old-age and survivors ins. trust fund:									
Federal Insurance Contributions Act taxes.....	⁴ 7,153,818	7,153,818	38,557,902	38,557,902	32,435,576	32,435,576
Self-Employment Contributions Act taxes.....	² 298,933	298,933	908,091	908,091	731,555	731,555
Deposits by States.....	⁵ -782,694	-782,694	4,679,979	4,679,979	3,712,896	3,712,896
Total--FOASI trust fund.....	6,670,057	6,670,057	44,145,972	44,145,972	36,880,027	36,880,027
Federal disability insurance trust fund:									
Federal Insurance Contributions Act taxes.....	¹ 1,231,920	1,231,920	6,671,473	6,671,473	5,743,334	5,743,334
Self-Employment Contributions Act taxes.....	⁵ 50,627	50,627	153,730	153,730	130,917	130,917
Deposits by States.....	334,371	334,371	670,596	670,596	698,433	698,433
Total--FDI trust fund.....	1,616,917	1,616,917	7,495,799	7,495,799	6,572,685	6,572,685
Federal hospital insurance trust fund:									
Federal Insurance Contributions Act taxes.....	¹ 1,732,087	1,732,087	9,342,916	9,342,916	7,745,801	7,745,801
Self-Employment Contributions Act taxes.....	⁵ 51,895	51,895	157,415	157,415	121,114	121,114
Receipts from railroad retirement account.....
Deposits by States.....	468,119	468,119	938,834	938,834	902,521	902,521
Premiums collected for uninsured individuals.....	1,642	1,642	8,474	8,474	9,094	9,094
Total--FHI trust fund.....	2,253,743	2,253,743	10,447,640	10,447,640	8,778,530	8,778,530
Railroad retirement accounts:									
Railroad Retirement Act taxes.....	206,647	29	206,618	1,242,562	58	1,242,504	1,109,810	143	1,109,667
Total--Employment taxes and contributions.....	10,747,365	29	10,747,336	63,331,973	58	63,331,915	53,341,052	143	53,340,909
Unemployment insurance:									
Unemployment trust fund:									
State taxes deposited in Treasury.....	108,242	108,242	3,775,092	3,775,092	3,646,045	3,646,045
Federal Unemployment Tax Act taxes.....	60,000	4,531	55,469	1,205,000	11,428	1,193,572	778,000	12,451	765,549
Railroad Unemployment Ins. Act Contributions.....	44,189	44,189	99,005	99,005	109,156	109,156
Total--Unemployment trust fund.....	212,430	4,531	207,899	5,079,097	11,428	5,067,668	4,533,201	12,451	4,520,750
Contributions for other insurance and retirement:									
Federal supplementary medical ins. trust fund:									
Premiums collected for the aged.....	214,718	214,718	1,285,914	1,285,914	1,166,337	1,166,337
Premiums collected for the disabled.....	24,219	24,219	142,902	142,902	129,836	129,836
Total--FSMI trust fund.....	238,938	238,938	1,428,817	1,428,817	1,296,172	1,296,172
Federal employees retirement contributions:									
Civil service retirement and disability fund.....	298,312	298,312	1,757,627	1,757,627	1,659,695	1,659,695
Foreign service retirement and disability fund.....	1,350	1,350	10,508	10,508	9,826	9,826
Other.....	162	162	982	982	828	828
Total--Federal employees retirement contributions.....	299,824	299,824	1,769,116	1,769,116	1,670,349	1,670,349

See footnotes on page 3.

TABLE III--BUDGET RECEIPTS AND OUTLAYS--Continued (In thousands)

Classification of Receipts--Continued	This Month			Current Fiscal Year to Date			Comparable Period Prior Fiscal Year		
	Gross Receipts	Refunds (Deduct)	Net Receipts	Gross Receipts	Refunds (Deduct)	Net Receipts	Gross Receipts	Refunds (Deduct)	Net Receipts
Social insurance taxes and contributions--Continued									
Contributions for other insurance and retirement--Continued									
Other retirement contributions:									
Civil service retirement and disability fund.....	\$5,309	\$5,309	\$24,872	\$24,872	\$32,955	\$32,955
Total--Contributions for other insurance and retirement.....	544,070	544,070	3,222,805	3,222,805	2,999,476	2,999,476
Total--Social insurance taxes and contributions.....	11,503,865	\$4,560	11,499,305	71,633,874	\$11,486	71,622,388	60,873,729	\$12,594	60,861,134
Excise taxes:									
Miscellaneous excise taxes.....	677,983	78,196	599,787	4,704,020	138,979	4,565,041	4,983,809	81,329	4,902,479
Airport and airway trust fund.....	145,208	75	145,133	872,686	1,738	870,948	726,690	992	725,698
Highway trust fund.....	533,700	13,100	520,600	3,422,509	39,398	3,383,111	3,631,012	33,989	3,597,024
Black lung disability trust fund.....	23,300	23,300	153,505	153,505	108,776	108,776
Total--Excise taxes.....	1,380,191	91,371	1,288,820	9,152,719	180,115	8,972,604	9,450,286	116,310	9,333,976
Estate and gift taxes.....	498,409	4,739	493,670	3,020,969	42,883	2,978,086	2,736,501	53,224	2,683,277
Customs duties.....	609,260	24,819	584,441	3,690,406	129,407	3,560,999	3,720,936	82,166	3,638,769
Miscellaneous receipts:									
Deposits of earnings by Federal Reserve Banks.....	832,889	832,889	5,712,676	5,712,676	3,751,200	3,751,200
All other.....	92,167	86,666	553,465	11,497	541,968	456,028	1,404	454,624
Total--Miscellaneous receipts.....	925,056	5,501	919,555	6,266,141	11,497	6,254,644	4,207,227	1,404	4,205,824
Total--Budget receipts.....	46,255,479	12,904,812	33,350,666	251,030,105	22,352,836	228,677,269	219,444,658	17,847,753	201,596,905

Note: Throughout this statement, details may not add to totals due to rounding.

FOOTNOTES

¹ The Joint Treasury-Office of Management and Budget Press Statement released with the September 1979 Monthly Treasury Statement, adjusted this total to include administrative expenses and interest receipts of the Exchange Stabilization Fund. The total in the press release is \$27.7 billion for the deficit.

² Based on the FY 1981 Budget Revisions, March 1980 released on March 31, 1980.

³ The new FY 1980 budget estimates split the Department of Health, Education, and Welfare (HEW) into the Departments of Education (12,884 million), and Health and Human Services (193,444); the new Departments are expected to be implemented effective May 1, 1980.

⁴ In accordance with the provisions of the Social Security Act, as amended, "Individual Income Taxes Withheld" have been decreased and "Federal Insurance Contribution Act Taxes" correspondingly increased by \$469,825 thousand to correct estimates for the quarter ended June 30, 1979. "Individual Income Taxes Other" have been decreased and "Self Employment Contributions Act

Taxes" correspondingly increased in the amount of \$25,456 thousand to correct estimates for Calendar Year 1977 and Prior.

⁵ Includes \$334,371 thousand distributed to FDI Trust Fund and \$468,119 thousand distributed to FHI Trust Fund.

⁶ Outlays for the Department of Energy have been redistributed between various Energy programs as a result of adjustments to prior months reporting.

⁷ Represents adjustments to amounts previously reported.

⁸ Postal Service reporting is on a full calendar month basis and is partially estimated. Data from March 22 to March 31 is derived from the Postal Service consolidated accelerated reporting system.

* Less than \$500.00

** Less than \$500,000.00

TABLE III--BUDGET RECEIPTS AND OUTLAYS--Continued (In thousands)

Classification of OUTLAYS	This Month			Current Fiscal Year			Comparable Period Prior Fiscal Year		
	Outlays	Applicable Receipts	Net Outlays	Outlays	Applicable Receipts	Net Outlays	Outlays	Applicable Receipts	Net Outlays
Legislative Branch:									
Senate	\$14,894	\$14,894	\$90,464	\$90,464	\$82,189	\$82,189
House of Representatives	26,585	\$10	26,575	160,464	\$51	160,414	145,887	\$41	145,846
Joint Items	13,378	13,378	33,414	33,414	25,857	25,857
Congressional Budget Office.....	1,300	1,300	5,964	5,964	4,627	4,627
Architect of the Capitol.....	5,711	5,711	42,919	42,919	47,929	47,929
Library of Congress.....	13,787	13,787	93,264	93,264	78,005	78,005
Government Printing Office:									
Revolving fund (net)	-7,967	-7,967	-17,902	-17,902	3,820	3,820
General and Special fund appropriations	9,865	9,865	70,697	70,697	53,938	53,938
General Accounting Office.....	11,870	11,870	92,963	92,963	88,991	88,991
United States Tax Court.....	728	728	4,989	4,989	4,215	4,215
Other Legislative Branch Agencies.....	1,476	1,476	13,710	13,710	5,820	5,820
Proprietary receipts from the public.....	635	-635	4,920	-4,920	13,308	-13,308
Intrabudgetary transactions	-74	-74	-490	-490	-482	-482
Total--Legislative Branch	91,553	644	90,909	590,456	4,971	585,485	540,796	13,348	527,448
The Judiciary:									
Supreme Court of the United States.....	959	959	5,412	5,412	4,584	4,584
Courts of Appeals, District Courts, and other Judicial Services.....	37,085	37,085	255,569	255,569	217,177	217,177
Other	2,533	2,533	17,139	17,139	13,248	13,248
Proprietary receipts from the public.....	202	-202	1,146	-1,146	865	-865
Total--The Judiciary.....	40,577	202	40,376	278,120	1,146	276,973	235,009	865	234,144
Executive Office of the President:									
Compensation of the President and the White House Office.....	1,725	1,725	9,985	9,985	7,530	7,530
Office of Management and Budget	3,653	1	3,652	17,195	4	17,191	13,355	-9	13,364
Other	5,616	5,616	21,823	21,823	14,180	14,180
Total--Executive Office of the President	10,994	1	10,993	49,003	4	48,999	35,065	-9	35,074
Funds Appropriated to the President:									
Appalachian Regional Development Programs	22,429	(*)	22,429	171,201	21	171,181	153,586	3	153,583
Disaster relief	17,173	17,173	249,342	249,342	104,388	104,388
Foreign Assistance:									
International Security Assistance:									
Military assistance.....	3,605	3,605	104,356	104,356	42,919	42,919
Foreign military credit sales.....	240,883	240,883	506,256	506,256	119,984	119,984
Assistance for Relocation of Facilities in Israel.....	39,058	39,058	192,249	192,249
Economic supporting assistance	307,070	307,070	1,209,971	1,209,971	1,135,075	1,135,075
Advances, foreign military sales	539,937	539,937	3,722,772	3,722,772	3,828,426	3,828,426
Other.....	7,406	7,406	20,209	20,209	25,669	25,669
Proprietary receipts from the public:									
Advances, foreign military sales.....	964,113	-964,113	2,562,592	-2,562,592	4,489,300	-4,489,300
Other.....	7,047	-7,047	178,584	-178,584	145,827	-145,827
Total--International Security Assistance	1,137,958	971,160	166,798	5,755,812	2,741,176	3,014,636	5,152,073	4,635,127	516,946

See footnotes on page 3.

TABLE III--BUDGET RECEIPTS AND OUTLAYS--Continued (In thousands)

Classification of OUTLAYS--Continued	This Month			Current Fiscal Year to Date			Comparable Period Prior Fiscal Year		
	Outlays	Applicable Receipts	Net Outlays	Outlays	Applicable Receipts	Net Outlays	Outlays	Applicable Receipts	Net Outlays
Funds Appropriated to the President--Continued									
Foreign Assistance--Continued									
International Development Assistance:									
Multilateral Assistance:									
Contributions to International Financial Institutions:									
International development association.....	\$115,000	\$115,000	\$220,000	\$220,000	\$263,681	\$263,681
Inter-American development bank.....	15,456	15,456	91,106	91,106	99,729	99,729
Other.....	11,473	11,473	14,771	14,771	40,512	40,512
International organizations and programs.....	43,182	43,182	111,449	111,449	78,473	78,473
Bilateral Assistance:									
Public enterprise funds:									
Overseas Private Investment Corporation.....	-1,599	\$1,740	-3,339	-6,069	\$37,169	-43,238	7,007	\$35,863	-28,856
Inter-American Foundation.....	855	7	848	6,463	2,361	4,102	3,990	86	3,904
Other.....	-23,696	1,476	-25,171	26,104	6,748	19,356	42,787	7,527	35,260
Functional development assistance program.....	104,429	104,429	440,038	440,038	392,273	392,273
Payment to Foreign Service retirement and disability fund.....	24,820	24,820
Operating expenses of the Agency for International Development.....	20,289	20,289	134,694	134,694	108,319	108,319
Other.....	20,875	20,875	63,994	63,994	51,737	51,737
Proprietary receipts from the public.....	34,989	-34,989	300,412	-300,412	273,405	-273,405
Total--Bilateral Assistance.....	121,154	38,211	82,942	665,224	346,691	318,533	630,932	316,881	314,051
Total--International Development Assistance.....	306,264	38,211	268,053	1,102,550	346,691	755,859	1,113,327	316,881	796,446
International Narcotics Control Assistance.....	2,022	2,022	12,738	12,738	25,456	25,456
President's foreign assistance contingency fund.....	26	26	94	94
Total--Foreign Assistance.....	1,446,244	1,009,371	436,873	6,871,127	3,087,867	3,783,259	6,290,951	4,952,008	1,338,942
Peace Corps.....	7,787	26	7,761	49,328	119	49,209	46,125	-98	46,224
Petroleum Reserves.....	2,247	2,247	2,247	-742,680	744,927	19,358	95,265	-75,907
Other.....	74	74	316	316	40,272	40,272
Total--Funds Appropriated to the President.....	1,495,954	1,009,397	486,557	7,343,561	2,345,327	4,998,234	6,654,680	5,047,179	1,607,502
Department of Agriculture:									
Departmental Administration.....	550	550	12,189	12,189	1,013	1,013
Office of the Inspector General.....	3,241	3,241	17,303	17,303	15,699	15,699
Science and Education Administration:									
Agricultural Research.....	31,263	31,263	177,594	177,594	175,175	175,175
Cooperative Research.....	14,372	14,372	79,003	79,003	69,109	69,109
Extension activities.....	22,666	22,666	138,341	138,341	123,746	123,746
Other.....	1,588	1,588	6,719	6,719	3,222	3,222
Economics, statistics, and cooperatives service.....	8,591	8,591	39,207	39,207	39,123	39,123
Foreign Agricultural Service.....	4,496	4,496	26,883	26,883	25,539	25,539
Foreign Assistance Programs.....	83,302	83,302	293,283	293,283	286,036	286,036

TABLE III--BUDGET RECEIPTS AND OUTLAYS--Continued (In thousands)

Classification of OUTLAYS--Continued	This Month			Current Fiscal Year to Date			Comparable Period Prior Fiscal Year		
	Outlays	Applicable Receipts	Net Outlays	Outlays	Applicable Receipts	Net Outlays	Outlays	Applicable Receipts	Net Outlays
Department of Agriculture--Continued									
Agricultural Stabilization and Conservation Service:									
Salaries and expenses	\$12,656	\$12,656	\$79,456	\$79,456	\$99,752	\$99,752
Agricultural conservation program	8,936	8,936	75,952	75,952	137,446	137,446
Other	4,625	4,625	23,583	23,583	21,120	21,120
Federal Crop Insurance Corporation	-1,142	-525	54,711	\$65,897	-11,186	43,484	\$65,686	-22,202
Commodity Credit Corporation:									
Price support and related programs	655,867	671,266	-15,399	6,596,581	3,267,676	3,328,905	7,824,805	2,384,145	5,440,660
Intragovernmental fund
National Wool Act program	152	152	917	917	1,066	1,066
Total--Commodity Credit Corporation	656,019	671,266	-15,247	6,597,498	3,267,676	3,329,822	7,825,871	2,384,145	5,441,726
Rural Electrification Administration	2,542	2,542	12,947	12,947	11,811	11,811
Farmers Home Administration:									
Public enterprise funds:									
Self-help housing land development fund	5	89	-84	1,621	351	1,270	227	273	-46
Rural housing insurance fund	839,214	872,508	-33,294	4,341,448	3,037,760	1,303,688	2,747,306	2,444,716	302,591
Agricultural credit insurance fund	854,298	666,145	188,153	4,499,039	4,267,960	231,079	4,130,682	3,314,972	815,710
Rural development insurance fund	95,480	83,303	12,177	979,280	846,896	132,384	799,677	655,136	144,542
Rural water and waste disposal grants	21,429	21,429	159,392	159,392	123,439	123,439
Salaries and expenses	18,901	18,901	100,736	100,736	101,547	101,547
Other	4,888	4,888	28,656	28,656	22,752	22,752
Total--Farmers Home Administration	1,834,216	1,622,045	212,170	10,110,171	8,152,967	1,957,204	7,925,631	6,415,096	1,510,534
Soil Conservation Service:									
Conservation operations	19,049	19,049	139,846	139,846	124,410	124,410
Watershed and flood prevention operations	9,242	9,242	108,018	108,018	103,132	103,132
Other	5,265	5,265	39,204	39,204	38,894	38,894
Animal and Plant Health Inspection Service	17,499	17,499	123,018	123,018	112,916	112,916
Federal Grain Inspection Service	4,010	2,532	1,478	27,380	16,271	11,109	8,134	1	8,134
Agricultural Marketing Service	7,029	2,400	4,629	44,465	14,725	29,740	37,614	12,855	24,759
Food Safety and Quality Service:									
Salaries and expenses	23,082	23,082	161,447	161,447	142,163	142,163
Funds for strengthening markets, income, and supply	13,673	13,673	335,812	335,812	148,293	148,293
Expenses and refunds, inspection and grading of farm products	4,438	4,438	26,033	26,033	20,723	20,723
Food and Nutrition Service:									
Food program administration	6,666	6,666	40,494	40,494	33,736	33,736
Food stamp program	792,612	792,612	4,343,021	4,343,021	3,180,591	3,180,591
Special milk program	22,014	22,014	93,691	93,691	77,300	77,300
Child nutrition programs	427,793	427,793	1,849,422	1,849,422	1,600,398	1,600,398
Special supplemental food programs (WIC)	56,253	56,253	322,793	322,793	244,343	244,343
Food donations program	7,711	7,711	44,093	44,093	19,206	19,206
Total--Food and Nutrition Service	1,313,049	1,313,049	6,693,514	6,693,514	5,155,574	5,155,574

TABLE III--BUDGET RECEIPTS AND OUTLAYS--Continued (In thousands)

Classification of OUTLAYS--Continued	This Month			Current Fiscal Year to Date			Comparable Period Prior Fiscal Year		
	Outlays	Applicable Receipts	Net Outlays	Outlays	Applicable Receipts	Net Outlays	Outlays	Applicable Receipts	Net Outlays
Department of Agriculture--Continued									
Forest Service:									
Forest management, protection and utilization.....	\$69,672	\$69,672	\$501,281	\$501,281	\$468,673	\$468,673
Construction and land acquisition.....	27,814	27,814	73,498	73,498	63,171	63,171
Forest roads and trails.....	3,182	3,182	73,508	73,508	55,580	55,580
Forest Service permanent appropriations.....	3,132	3,132	298,452	298,452	330,459	330,459
Cooperative work.....	6,983	6,983	42,813	42,813	-23,103	-23,103
Other.....	3,179	3,179	17,372	17,372	14,904	14,904
Total--Forest Service.....	113,961	113,961	1,006,924	1,006,924	909,684	909,684
Other.....	3,263	3,263	11,540	11,540	12,882	12,882
Proprietary receipts from the public.....	\$178,209	-178,209	\$841,882	-841,882	\$690,847	-690,847
Intrabudgetary transactions.....	-13,230	-13,230	-78,612	-78,612	-50,578	-50,578
Total--Department of Agriculture.....	4,208,249	2,475,835	1,732,414	26,383,430	12,359,417	14,024,013	23,567,616	9,568,629	13,998,987
Department of Commerce:									
General Administration:									
General Administration.....	1,213	1,213	18,468	18,468	13,723	13,723
Bureau of the Census.....	60,049	60,049	196,818	196,818	70,374	70,374
Economic and Statistical Analysis.....	1,999	1,999	9,394	9,394	8,139	8,139
Economic Development Assistance:									
Economic Development Administration:									
Economic development assistance programs.....	65,503	65,503	277,646	277,646	228,276	228,276
Local public works program.....	31,314	31,314	268,069	268,069	1,207,918	1,207,918
Other.....	-21,706	6,225	-27,932	64,263	34,284	29,978	58,999	30,447	23,552
Regional Development Program.....	8,165	8,165	51,498	51,498	57,047	57,047
Total--Economic Development Assistance.....	83,277	6,225	77,051	661,475	34,284	627,191	1,552,241	30,447	1,521,794
Promotion of Industry and Commerce.....	13,034	13,034	74,189	74,189	70,355	70,355
Science and Technology:									
National Oceanic and Atmospheric Administration....	81,783	159	81,624	390,297	1,469	388,828	364,329	917	363,412
Patent and Trademark Office.....	7,894	7,894	50,391	50,391	48,415	48,415
Science and Technical Research.....	12,435	12,435	69,636	69,636	51,979	51,979
National Telecommunications and Information Administration.....	3,643	3,643	17,030	17,030	4,847	4,847
Total--Science and Technology.....	105,754	159	105,596	527,354	1,469	525,886	469,570	917	468,653
Maritime Administration:									
Public enterprise funds.....	2,916	2,447	470	6,315	32,421	-26,106	23,976	39,864	-15,887
Ship construction.....	18,609	18,609	142,592	142,592	82,862	82,862
Operating-differential subsidies.....	31,510	31,510	172,471	172,471	146,232	146,232
Other.....	7,664	7,664	34,911	34,911	33,164	33,164
Proprietary receipts from the public.....	5,982	-5,982	34,127	-34,127	26,320	-26,320
Intrabudgetary transactions.....	-3,162	-3,162	-21,368	-21,368	-24,792	-24,792
Total--Department of Commerce.....	322,863	14,813	308,050	1,822,621	102,302	1,720,320	2,445,843	97,547	2,348,295

TABLE III--BUDGET RECEIPTS AND OUTLAYS--Continued (In thousands)

Classification of OUTLAYS--Continued	This Month			Current Fiscal Year to Date			Comparable Period Prior Fiscal Year		
	Outlays	Applicable Receipts	Net Outlays	Outlays	Applicable Receipts	Net Outlays	Outlays	Applicable Receipts	Net Outlays
Department of Defense--Military:									
Military Personnel:									
Department of the Army	\$971,729	\$971,729	\$5,764,689	\$5,764,689	\$5,302,451	\$5,302,451
Department of the Navy	808,461	808,461	4,873,510	4,873,510	4,488,615	4,488,615
Department of the Air Force	751,712	751,712	4,467,726	4,467,726	4,154,650	4,154,650
Total--Military Personnel	2,531,902	2,531,902	15,105,925	15,105,925	13,945,716	13,945,716
Retired Military Personnel	1,008,494	1,008,494	5,736,558	5,736,558	4,989,322	4,989,322
Operation and Maintenance:									
Department of the Army	1,047,675	1,047,675	5,738,526	5,738,526	5,015,898	5,015,898
Department of the Navy	1,183,083	1,183,083	6,865,787	6,865,787	5,929,301	5,929,301
Department of the Air Force	1,256,006	1,256,006	6,427,413	6,427,413	5,180,979	5,180,979
Defense agencies	293,298	293,298	1,819,208	1,819,208	1,628,632	1,628,632
Total--Operation and Maintenance	3,780,062	3,780,062	20,850,935	20,850,935	17,754,811	17,754,811
Procurement:									
Department of the Army	486,385	486,385	2,695,594	2,695,594	2,311,646	2,311,646
Department of the Navy	1,018,137	1,018,137	5,955,841	5,955,841	5,608,666	5,608,666
Department of the Air Force	1,136,894	1,136,894	5,630,733	5,630,733	4,007,842	4,007,842
Defense agencies	27,102	27,102	137,022	137,022	117,894	117,894
Total--Procurement	2,668,518	2,668,518	14,419,190	14,419,190	12,046,047	12,046,047
Research, Development, Test, and Evaluation:									
Department of the Army	253,345	253,345	1,311,231	1,311,231	1,215,406	1,215,406
Department of the Navy	347,994	347,994	1,956,011	1,956,011	1,802,219	1,802,219
Department of the Air Force	516,554	516,554	2,311,790	2,311,790	2,082,215	2,082,215
Defense agencies	81,141	81,141	441,936	441,936	377,508	377,508
Total--Research, Development, Test, and Evaluation	1,199,035	1,199,035	6,020,968	6,020,968	5,477,348	5,477,348
Military Construction:									
Department of the Army	48,911	48,911	392,101	392,101	336,517	336,517
Department of the Navy	82,297	82,297	399,897	399,897	358,378	358,378
Department of the Air Force	51,619	51,619	354,177	354,177	286,616	286,616
Defense agencies	-531	-531	-605	-605	11,024	11,024
Total--Military Construction	182,296	182,296	1,145,570	1,145,570	992,536	992,536
Family Housing	147,269	\$49	147,220	787,292	\$354	786,938	715,624	\$1,505	714,118
Revolving and Management Funds:									
Public Enterprise Funds	119	39	80	763	633	130	705	1,324	-619
Intragovernmental Funds:									
Department of the Army	-10,645	-10,645	151,199	151,199	31,302	31,302
Department of the Navy	86,402	86,402	338,755	338,755	170,111	170,111
Department of the Air Force	-120,967	-120,967	-69,713	-69,713	-18,073	-18,073
Defense agencies	-29,618	-29,618	283,606	283,606	50,164	50,164
Other	20,537	17,892	2,645	111,171	100,192	10,979	99,049	100,900	-1,850
Proprietary receipts from the public	-13,198	13,198	346,799	-346,799	302,595	-302,595
Intrabudgetary transactions	1,641	1,641	8,115	8,115	12,061	12,061
Total--Department of Defense--Military	11,465,045	4,782	11,460,263	64,890,333	447,978	64,442,355	56,266,723	406,323	55,860,400

TABLE III--BUDGET RECEIPTS AND OUTLAYS--Continued (In thousands)

Classification of OUTLAYS--Continued	This Month			Current Fiscal Year to Date			Comparable Period Prior Fiscal Year		
	Outlays	Applicable Receipts	Net Outlays	Outlays	Applicable Receipts	Net Outlays	Outlays	Applicable Receipts	Net Outlays
Department of Defense--Civil									
Corps of Engineers:									
General Investigations.....	\$11,704	\$11,704	\$65,926	\$65,926	\$55,506	\$55,506
Construction, general.....	108,692	108,692	658,909	658,909	716,356	716,356
Operations and maintenance, general.....	62,940	62,940	531,160	531,160	362,075	362,075
Flood control.....	24,953	24,953	200,993	200,993	116,004	116,004
Other.....	28,730	28,730	115,292	115,292	89,989	89,989
Proprietary receipts from the public.....	\$6,455	-6,455	\$25,745	-25,745	\$21,769	-21,769
Total--Corps of Engineers.....	237,018	6,455	230,563	1,572,280	25,745	1,546,535	1,339,929	21,769	1,318,160
The Panama Canal.....	-644	-644	70,572	70,572	188,730	198,713	-9,983
Other.....	2,321	27	2,294	13,140	163	12,977	12,229	150	12,079
Proprietary receipts from the public.....	280	-280	1,911	-1,911	1,643	-1,643
Total--Department of Defense--Civil.....	238,694	6,761	231,933	1,655,991	27,819	1,628,172	1,540,889	222,276	1,318,613
Department of Energy: ⁶									
Atomic Energy Defense Activities--operating expenses.	199,575	199,575	1,161,074	1,161,074	2,162	2,162
Atomic Energy Defense Activities--Plant and capital equipment.....	62,757	62,757	200,818	200,818	219,743	219,743
Energy Programs:									
General Science and Research.....	37,986	37,986	214,837	214,837	36	36
Energy Supply, R and D--operating expenses.....	-361,037	-361,037	1,165,224	1,165,224	2,723,100	2,723,100
Energy Supply, R and D--plant and capital equipment.....	50,551	50,551	192,532	192,532
Uranium enrichment.....	-28,169	-28,169	14,054	14,054
Fossil Fuel.....	187,465	187,465	360,909	360,909	309,736	309,736
Energy Production, demonstration and distribution...	72,588	72,588	82,922	82,922	71,694	71,694
Energy Conservation.....	112,851	112,851	216,305	216,305	75,370	75,370
Strategic Petroleum Reserve.....	45,891	45,891	181,732	181,732	263,739	263,739
Other.....	117,273	117,273	107,170	107,170	85,797	85,797
Total--Energy Programs.....	235,398	235,398	2,535,684	2,535,684	3,529,472	3,529,472
Power Marketing Administration.....	61,594	57,297	4,297	259,753	194,811	64,942	227,365	137,184	90,181
Departmental Administration.....	160,395	160,395	146,777	146,777	269,189	269,189
Proprietary receipts from the public.....	230,032	-230,032	1,655,655	-1,655,655	331,833	-331,833
Total--Department of Energy.....	719,719	287,329	432,390	4,304,106	1,850,465	2,453,640	4,247,931	469,018	3,778,914

See footnotes on page 3.

TABLE III--BUDGET RECEIPTS AND OUTLAYS--Continued (In thousands)

Classification of OUTLAYS--Continued	This Month			Current Fiscal Year to Date			Comparable Period Prior Fiscal Year		
	Outlays	Applicable Receipts	Net Outlays	Outlays	Applicable Receipts	Net Outlays	Outlays	Applicable Receipts	Net Outlays
Department of Health, Education, and Welfare:									
Public Health Service:									
Food and Drug Administration	\$24,727	\$578	\$24,149	\$160,142	\$3,256	\$156,886	\$151,320	\$3,550	\$147,770
Health Services Administration:									
Health services.....	110,721	110,721	637,684	637,684	578,938	578,938
Indian health services and facilities.....	51,709	51,709	306,666	306,666	271,467	271,467
Center for Disease Control	20,096	20,096	125,059	125,059	104,704	104,704
National Institutes of Health:									
Intragovernmental funds.....	→ -20,890	-20,890	-4,868	-4,868	-6,877	-6,877
Cancer Research	112,418	112,418	412,508	412,508	401,938	401,938
Heart, Lung, and Blood Research	50,658	50,658	246,020	246,020	230,567	230,567
Arthritis, Metabolism, and Digestive Diseases	31,371	31,371	141,975	141,975	111,841	111,841
Neurological and Communicative Disorders and Stroke.....	19,572	19,572	91,883	91,883	84,975	84,975
Allergy and Infectious Diseases	17,839	17,839	74,009	74,009	83,309	83,309
General Medical Sciences.....	49,721	49,721	94,036	94,036	122,343	122,343
Child Health and Human Development	15,688	15,688	76,924	76,924	88,679	88,679
Other research institutes	28,668	28,668	147,538	147,538	116,067	116,067
Research resources.....	16,904	16,904	76,414	76,414	73,896	73,896
Other.....	11,311	11,311	60,019	60,019	65,589	65,589
Total--National Institutes of Health.....	333,260	333,260	1,416,459	1,416,459	1,372,326	1,372,326
Alcohol, Drug Abuse, and Mental Health Administration	110,178	110,178	637,649	637,649	607,756	607,756
Health Resources Administration:									
Public enterprise funds.....	2,709	231	2,478	19,551	6,072	13,479	23,699	7,093	16,606
Health resources	41,066	41,066	307,491	307,491	295,839	295,839
Office of Assistant Secretary for Health.....	12,747	12,747	90,864	90,864	62,372	62,372
Total--Public Health Service.....	707,213	809	706,404	3,701,564	9,328	3,692,236	3,468,421	10,644	3,457,777
Health Care Financing Administration:									
Intragovernmental funds.....	→ 320	320	1,362	1,362	-629	-629
Grants to States for Medicaid	952,779	952,779	6,888,279	6,888,279	6,032,697	6,032,697
Payments to health care trust funds.....	1,296,492	1,296,492	4,103,151	4,103,151	4,333,002	4,333,002
Program management.....	9,697	9,697	30,823	30,823	50,897	50,897
Federal hospital insurance trust fund:									
Benefit payments	2,158,663	2,158,663	11,323,073	11,323,073	9,629,687	9,629,687
Administrative expenses and construction	51,932	51,932	236,105	236,105	221,774	221,774
Total--FHI trust fund	2,210,595	2,210,595	11,559,178	11,559,178	9,851,460	9,851,460
Federal supplementary medical ins. trust fund:									
Benefit payments	733,113	733,113	4,798,088	4,798,088	3,981,737	3,981,737
Administrative expenses and construction	55,467	55,467	301,763	301,763	269,362	269,362
Total--FSMI trust fund.....	788,580	788,580	5,099,851	5,099,851	4,251,098	4,251,098
Total--Health Care Financing Administration.....	5,258,462	5,258,462	27,682,644	27,682,644	24,518,525	24,518,525

TABLE III--BUDGET RECEIPTS AND OUTLAYS--Continued (In thousands)

Classification of OUTLAYS--Continued	This Month			Current Fiscal Year to Date			Comparable Period Prior Fiscal Year		
	Outlays	Applicable Receipts	Net Outlays	Outlays	Applicable Receipts	Net Outlays	Outlays	Applicable Receipts	Net Outlays
Department of Health, Education, and Welfare--Continued									
Education Division:									
Office of Education:									
Public enterprise funds:									
Student loan insurance fund	\$82,051	\$6,742	\$75,309	\$649,269	\$31,488	\$617,782	\$456,378	\$19,443	\$436,935
Other	134	495	-361	3,615	16,739	-13,124	4,476	16,337	-11,861
Elementary and secondary education	367,654	367,654	1,803,264	1,803,264	1,581,366	1,581,366
Indian education	2,604	2,604	35,700	35,700	30,927	30,927
School assistance in federally affected areas	40,724	40,724	303,373	303,373	322,630	322,630
Emergency school aid	23,434	23,434	163,050	163,050	161,348	161,348
Education for the handicapped	88,384	88,384	343,405	343,405	233,761	233,761
Occupational, vocational, and adult education	70,676	70,676	410,400	410,400	356,677	356,677
Student assistance	518,568	518,568	1,896,989	1,896,989	1,567,222	1,567,222
Higher and continuing education	28,075	28,075	209,550	209,550	208,878	208,878
Library resources	32,897	32,897	100,400	100,400	97,387	97,387
Salaries and expenses	12,398	12,398	68,163	68,163	69,383	69,383
Other	7,958	7,958	44,617	44,617	49,377	49,377
Total--Office of Education	1,275,556	7,237	1,268,319	6,031,795	48,227	5,983,568	5,139,813	35,780	5,104,033
National Institute of Education	7,437	7,437	40,992	40,992	36,615	36,615
Office of the Assistant Secretary for Education	2,743	2,743	14,537	14,537	13,948	13,948
Total--Education Division	1,285,736	7,237	1,278,499	6,087,324	48,227	6,039,097	5,190,376	35,780	5,154,597
Social Security Administration:									
Payments to social security trust funds	58	58	674,984	674,984	756,853	756,853
Special benefits for disabled coal miners	87,764	87,764	517,170	517,170	497,564	497,564
Supplemental security income program	65,612	65,612	3,092,704	3,092,704	2,975,708	2,975,708
Assistance payments program	491,590	491,590	3,572,836	3,572,836	3,320,449	3,320,449
Refugee assistance	17,906	17,906	146,849	146,849	44,053	44,053
Other	5	5	26	26	3	3
Federal old-age and survivors insurance trust fund:									
Benefit payments	8,151,952	8,151,952	48,237,877	48,237,877	42,336,982	42,336,982
Administrative expenses and construction	72,555	72,555	547,413	547,413	531,844	531,844
Payment to railroad retirement account
Vocational rehabilitation services	748	748	5,628	5,628	8,326	8,326
Total--FOASI trust fund	8,225,255	8,225,255	48,790,918	48,790,918	42,877,152	42,877,152
Federal disability insurance trust fund:									
Benefit payments	1,220,813	1,220,813	7,185,347	7,185,347	6,551,793	6,551,793
Administrative expenses and construction	20,063	20,063	148,130	148,130	184,005	184,005
Payment to railroad retirement account
Vocational rehabilitation services	7,252	7,252	42,372	42,372	39,674	39,674
Total--FDI trust fund	1,248,127	1,248,127	7,375,849	7,375,849	6,775,472	6,775,472
Total--Social Security Administration	10,136,318	10,136,318	64,171,336	64,171,336	57,247,254	57,247,254

TABLE III--BUDGET RECEIPTS AND OUTLAYS--Continued (In thousands)

Classification of OUTLAYS--Continued	This Month			Current Fiscal Year to Date			Comparable Period Prior Fiscal Year		
	Outlays	Applicable Receipts	Net Outlays	Outlays	Applicable Receipts	Net Outlays	Outlays	Applicable Receipts	Net Outlays
Department of Health, Education, and Welfare--Continued									
Special Institutions.....	\$17,549	\$17,549	\$103,178	\$103,178	\$88,060	\$88,060
Human Development Services:									
Grants to states for social services	216,400	216,400	1,638,059	1,638,059	1,565,658	1,565,658
Human development services	203,362	203,362	1,250,335	1,250,335	1,159,755	1,159,755
Work incentives	34,707	34,707	196,856	196,856	192,222	192,222
Research and training activities overseas	102	102	501	501	683	683
Total--Human Development Services	454,571	454,571	3,085,751	3,085,751	2,918,319	2,918,319
Departmental Management	21,627	21,627	134,485	134,485	110,876	110,876
Proprietary receipts from the public.....	\$7,183	-7,183	\$17,047	-17,047	\$43,075	-43,075
Intrabudgetary transactions:									
Payments for health insurance for the aged:									
Federal hospital insurance trust fund	-730,156	-730,156	-730,156	-730,156	-733,849	-733,849
Federal supplementary medical insurance trust fund.....	-566,336	-566,336	-3,231,995	-3,231,995	-3,425,818	-3,425,818
Payments for military service credits and special benefits for the aged:									
Federal old-age and survivors insurance trust fund.....	-58	-58	-557,157	-557,157	-614,957	-614,957
Federal disability insurance trust fund.....	-117,827	-117,827	-141,663	-141,663
Federal hospital insurance trust fund	-141,000	-141,000	-141,000	-141,000
Receipts transferred to railroad retirement account..
Interest on reimbursement of administrative and vocational rehabilitation expenses:									
Federal old-age and survivors insurance trust fund.....	-932	-932	-932	-932	-435	-435
Federal disability insurance trust fund.....	-1,380	-1,380	-1,380	-1,380	-1,431	-1,431
Federal hospital insurance trust fund	972	972	972	972	884	884
Federal supplementary medical insurance trust fund.....	1,295	1,295	1,295	1,295	-431	-431
Other.....
Total--Department of Health, Education, and Welfare.....	16,584,879	15,228	16,569,650	100,188,101	74,601	100,113,500	88,483,132	89,498	88,393,634
Department of Housing and Urban Development:									
Housing Programs:									
Public enterprise funds:									
Federal Housing Administration fund	134,758	87,138	47,619	797,220	717,555	79,664	802,880	633,461	169,419
Housing for the elderly or handicapped fund.....	71,976	5,795	66,181	368,490	32,570	335,920	214,887	16,181	198,706
Low-rent housing--loans and other expenses.....	29,315	24,660	4,655	901,773	856,721	45,051	148,507	128,010	20,497
College housing--loans and other expenses	8,409	6,443	1,966	79,743	85,094	-5,351	62,212	84,748	-22,536
Other.....	718	4,011	-3,293	10,655	26,868	-16,213	82,396	25,217	57,179
Subsidized housing programs.....	394,272	394,272	2,133,050	2,133,050	1,672,165	1,672,165
Payments for operation of low income housing projects	87,099	87,099	391,427	391,427	265,804	265,804
Other.....	2,757	2,757	11,343	11,343	10,379	10,379
Total--Housing Programs	729,304	128,047	601,257	4,693,700	1,718,809	2,974,891	3,259,230	887,617	2,371,613

TABLE III--BUDGET RECEIPTS AND OUTLAYS--Continued (In thousands)

Classification of OUTLAYS--Continued	This Month			Current Fiscal Year to Date			Comparable Period Prior Fiscal Year		
	Outlays	Applicable Receipts	Net Outlays	Outlays	Applicable Receipts	Net Outlays	Outlays	Applicable Receipts	Net Outlays
Department of Housing and Urban Development--Continued									
Government National Mortgage Association:									
Special assistance functions fund	\$48,467	\$49,501	-\$1,034	\$493,932	\$268,185	\$225,746	\$349,666	\$335,661	\$14,005
Emergency mortgage purchase assistance	149,835	1,139	148,696	850,853	323,776	527,077	698,383	596,277	102,106
Management and liquidating functions fund	4,608	5,535	-927	36,778	41,126	-4,348	42,332	50,309	-7,977
Guarantees of mortgage-backed securities	551	5,355	-4,804	10,733	45,400	-34,666	6,367	31,250	-24,883
Participation sales fund	-13,974	-13,974	-19,717	-19,717	-10,860	-10,860
Total--Government National Mortgage Association .	189,486	61,531	127,956	1,372,579	678,487	694,092	1,085,888	1,013,497	72,391
Community Planning and Development:									
Public enterprise fund:									
Rehabilitation loan fund	16,585	4,567	12,018	101,315	23,425	77,890	46,972	24,528	22,444
Urban renewal programs	39,326	15,674	23,652	257,530	133,098	124,432	190,690	51,275	139,414
Community development grants	301,844	301,844	1,853,266	1,853,266	1,484,731	1,484,731
Urban development action grants	15,273	15,273	90,341	90,341	7,715	7,715
Comprehensive planning grants	4,804	4,804	28,210	28,210	32,857	32,857
Other	-23	-23	911	911	8,502	8,502
Total--Community Planning and Development	377,809	20,241	357,568	2,331,573	156,523	2,175,050	1,771,466	75,803	1,695,663
New Community Development Corporation	16,987	26	16,961	31,048	2,641	28,407	18,457	360	18,097
Management and Administration	6,776	6,776	133,223	133,223	111,747	111,747
Other	6,950	6,950	33,706	33,706	31,966	31,966
Proprietary receipts from the public	2,214	-2,214	7,419	-7,419	1,165	-1,165
Total--Department of Housing and Urban Develop- ment	1,327,313	212,059	1,115,254	8,595,829	2,563,880	6,031,949	6,278,753	1,978,443	4,300,311
Department of the Interior:									
Land and Water Resources:									
Bureau of Land Management:									
Management of lands and resources	18,845	18,845	155,654	155,654	125,690	125,690
Payments in lieu of taxes	2	2	-62	-62	7,988	7,988
Other	11,495	11,495	266,013	266,013	228,016	228,016
Water and Power Resources Service:									
Construction program	35,786	35,786	191,804	191,804	158,875	158,875
Operation and maintenance	7,063	7,063	45,564	45,564	39,473	39,473
Other	23,219	11,222	11,998	149,655	31,130	118,524	97,489	26,426	71,064
Office of Water Research and Technology	2,842	2,842	13,440	13,440	9,497	9,497
Total--Land and Water Resources	99,253	11,222	88,031	822,067	31,130	790,936	667,029	26,426	640,603
Fish and Wildlife and Parks:									
Heritage Conservation and Recreation Service	50,841	50,841	333,104	333,104	363,918	363,918
United States Fish and Wildlife Service	40,339	40,339	230,067	230,067	191,012	191,012
National Park Service	35,534	35,534	270,732	270,732	217,311	217,311
Total--Fish and Wildlife and Parks	126,715	126,715	833,902	833,902	772,242	772,242

TABLE III--BUDGET RECEIPTS AND OUTLAYS--Continued (In thousands)

Classification of OUTLAYS--Continued	This Month			Current Fiscal Year to Date			Comparable Period Prior Fiscal Year		
	Outlays	Applicable Receipts	Net Outlays	Outlays	Applicable Receipts	Net Outlays	Outlays	Applicable Receipts	Net Outlays
Department of the Interior--Continued									
Energy and Minerals:									
Geological Survey.....	\$66,130	\$66,130	\$311,087	\$311,087	\$283,682	\$283,682
Office of Surface Mining Reclamation and Enforcement	7,342	7,342	54,910	54,910	18,722	18,722
Bureau of Mines.....	18,558	\$1,586	16,973	89,002	\$7,042	81,960	77,823	\$5,587	72,237
Total--Energy and Minerals	92,030	1,586	90,444	454,999	7,042	447,957	380,227	5,587	374,640
Bureau of Indian Affairs:									
Public enterprise funds	344	546	-202	5,547	4,040	1,507	3,481	3,888	-408
Operation of Indian programs	187,728	187,728	494,890	494,890	310,995	310,995
Construction	7-150,049	-150,049	14,590	14,590	134,980	134,980
Indian tribal funds	108,281	108,281	221,332	221,332	111,116	111,116
Other.....	11,146	11,146	11,838	11,838	814	814
Total--Bureau of Indian Affairs	157,450	546	156,904	748,197	4,040	744,157	561,386	3,888	557,498
Office of Territorial Affairs	24,025	24,025	124,236	124,236	105,668	105,668
Office of the Solicitor and Office of the Secretary.....	5,389	5,389	23,192	23,192	37,012	37,012
Proprietary receipts from the public.....	126,442	-126,442	726,214	-726,214	540,505	-540,505
Intrabudgetary transactions.....	-47,377	-47,377	-74,372	-74,372	-37,800	-37,800
Total--Department of the Interior	457,485	139,795	317,689	2,932,221	768,426	2,163,795	2,485,764	576,406	1,909,358
Department of Justice:									
General Administration.....	-4,518	-4,518	16,935	16,935	10,447	10,447
United States Parole Commission.....	482	482	2,531	2,531
Legal Activities	39,055	39,055	216,379	216,379	189,190	189,190
Federal Bureau of Investigation	45,318	45,318	304,311	304,311	298,982	298,982
Immigration and Naturalization Services	26,368	26,368	163,323	163,323	147,865	147,865
Drug Enforcement Administration	15,444	15,444	101,714	101,714	89,577	89,577
Federal Prison System.....	30,496	1,337	29,159	192,673	6,249	186,423	186,333	5,782	180,551
Office of Justice Assistance, Research and Statistics ...	54,882	54,882	325,922	325,922	352,547	352,547
Proprietary receipts from the public.....	1,268	-1,268	7,747	-7,747	6,762	-6,762
Total--Department of Justice	207,525	2,606	204,919	1,323,787	13,997	1,309,790	1,274,941	12,544	1,262,397
Department of Labor:									
Employment and Training Administration:									
Program administration.....	5,572	5,572	47,190	47,190	46,609	46,609
Employment and training assistance	544,068	544,068	3,138,482	3,138,482	2,488,819	2,488,819
Community service employment for older Americans	18,498	18,498	108,790	108,790	89,740	89,740
Temporary employment assistance	146,552	146,552	891,257	891,257	1,810,610	1,810,610
Federal unemployment benefits and allowances.....	142,772	142,772	843,336	843,336	569,429	569,429
Advances to the unemployment trust fund and other funds.....	57,879	57,879	213,069	213,069	5,326	5,326
Other.....	18,354	18,354	-5,253	-5,253	56,498	56,498
Unemployment trust fund:									
Federal-State unemployment insurance:									
State unemployment benefits	1,285,083	1,285,083	5,870,434	5,870,434	4,434,742	4,434,742
State administrative expenses	140,412	140,412	902,332	902,332	746,871	746,871
Federal administrative expenses	6,868	6,868	29,669	29,669	45,186	45,186
Interest on refunds of taxes.....	81	81	411	411	125	125
Repayment of advances from the general fund.....

See footnotes on page 3.

TABLE III--BUDGET RECEIPTS AND OUTLAYS--Continued (In thousands)

Classification of OUTLAYS--Continued	This Month			Current Fiscal Year to Date			Comparable Period Prior Fiscal Year		
	Outlays	Applicable Receipts	Net Outlays	Outlays	Applicable Receipts	Net Outlays	Outlays	Applicable Receipts	Net Outlays
Department of Labor--Continued									
Employment and Training Administration--Continued									
Unemployment Trust Fund--Continued									
Railroad-unemployment insurance:									
Railroad unemployment benefits	\$19,041	\$19,041	\$99,522	\$99,522	\$84,127	\$84,127
Administrative expenses	-48	-48	5,162	5,162	6,938	6,938
Payment of interest on advances from railroad retirement account	753	753
Total--Unemployment trust fund	1,451,437	1,451,437	6,907,529	6,907,529	5,318,742	5,318,742
Total--Employment and Training Administration	2,385,132	2,385,132	12,144,401	12,144,401	10,385,773	10,385,773
Labor-Management Services Administration	4,020	4,020	26,292	26,292	27,397	27,397
Employment Standards Administration:									
Salaries and expenses	11,065	11,065	89,618	89,618	73,019	73,019
Special benefits	14,427	14,427	-136,013	-136,013	-142,446	-142,446
Black Lung Disability Trust Fund	60,951	60,951	337,698	337,698	114,752	114,752
Special workers' compensation expenses	659	659	5,306	5,306	3,924	3,924
Occupational Safety and Health Administration	15,253	15,253	84,363	84,363	74,146	74,146
Mine Safety and Health Administration	10,568	10,568	69,269	69,269	65,306	65,306
Bureau of Labor Statistics	6,102	6,102	56,036	56,036	47,284	47,284
Departmental Management	11,748	11,748	43,686	43,686	34,462	34,462
Proprietary receipts from the public	\$381	-381	\$3,474	-3,474	\$2,016	-2,016
Intrabudgetary transactions	-37,879	-37,879	-193,069	-193,069	-10,050	-10,050
Total--Department of Labor	2,482,047	381	2,481,666	12,527,586	3,474	12,524,112	10,673,567	2,016	10,671,551
Department of State:									
Administration of Foreign Affairs:									
Salaries and expenses	45,339	45,339	335,861	335,861	276,535	276,535
Acquisition, operation, and maintenance of buildings abroad	28,622	28,622	59,161	59,161	63,130	63,130
Payment to Foreign Service retirement and disability fund	43,369	43,369	38,107	38,107
Foreign Service retirement and disability fund	12,042	12,042	66,489	66,489	52,240	52,240
Other	272	272	8,139	8,139	4,844	4,844
Total--Administration of Foreign Affairs	86,276	86,276	513,019	513,019	434,857	434,857
International Organization and Conferences	44,718	44,718	238,934	238,934	196,585	196,585
International Commissions	1,026	1,026	10,739	10,739	11,914	11,914
Migration and Refugee Assistance	21,646	21,646	229,902	229,902	76,664	76,664
United States Emergency Refugee and Migration Assistance Fund	20	20	20,774	20,774	8,931	8,931
Other	15	15	33	33	6,225	6,225
Proprietary receipts from the public	-882	882	-11,961	11,961	-10,452	10,452
Intrabudgetary transactions:									
Foreign Service retirement and disability fund: Receipts transferred to Civil Service retirement and disability fund	-157	-157	-759	-759	-372	-372
General fund contributions	-43,369	-43,369	-62,927	-62,927
Other	-216	-216
Total--Department of State	153,545	-882	154,428	969,273	-11,961	981,234	671,660	-10,452	682,112

TABLE III--BUDGET RECEIPTS AND OUTLAYS--Continued (In thousands)

Classification of OUTLAYS--Continued	This Month			Current Fiscal Year to Date			Comparable Period Prior Fiscal Year		
	Outlays	Applicable Receipts	Net Outlays	Outlays	Applicable Receipts	Net Outlays	Outlays	Applicable Receipts	Net Outlays
Department of Transportation:									
Office of the Secretary	\$329	\$329	\$22,323	\$22,323	\$26,017	\$26,017
Coast Guard:									
Operating expenses	95,182	95,182	536,293	536,293	483,948	483,948
Acquisition, construction, and improvements	26,653	26,653	125,868	125,868	93,830	93,830
Retired pay	17,339	17,339	100,509	100,509	85,242	85,242
Other	2,772	\$290	2,482	33,873	\$1,888	31,985	41,645	\$1,901	39,744
Total--Coast Guard	141,946	290	141,656	796,544	1,888	794,656	704,666	1,901	702,765
Federal Aviation Administration:									
Operations	228,604	228,604	1,124,751	1,124,751	1,017,902	1,017,902
Other	5,839	3	5,836	24,422	6	24,416	23,030	3	23,026
Airport and airway trust fund:									
Grants-in-aid for airports	50,339	50,339	299,327	299,327	277,576	277,576
Facilities and equipment	19,023	19,023	104,869	104,869	102,410	102,410
Interest on refunds of taxes	18	18	9	9
Other	7,226	7,226	37,822	37,822	31,820	31,820
Total--Airport and airway trust fund	76,588	76,588	442,036	442,036	411,816	411,816
Total--Federal Aviation Administration	311,031	3	311,028	1,591,210	6	1,591,204	1,452,747	3	1,452,743
Federal Highway Administration:									
Highway trust fund:									
Federal-aid highways	474,507	474,507	4,205,320	4,205,320	3,244,360	3,244,360
Other	9,683	9,683	66,858	66,858	32,178	32,178
Off-systems roads programs	9,445	9,445	83,226	83,226	89,237	89,237
Other programs	9,016	9,016	59,307	59,307	40,040	40,040
Total--Federal Highway Administration	502,651	502,651	4,414,711	4,414,711	3,405,815	3,405,815
National Highway Traffic Safety Administration:									
Operations and Research	6,785	6,785	32,397	32,397	27,423	27,423
Trust fund share of traffic safety programs	21,500	21,500	103,829	103,829	95,200	95,200
Other	-1,791	-1,791	-5,010	-5,010	667	667
Federal Railroad Administration:									
Public enterprise funds	14,512	2,451	12,061	70,392	16,330	54,062	49,470	18,072	31,398
Railroad research and development	5,855	5,855	28,825	28,825	26,660	26,660
Rail assistance	4,851	4,851	42,238	42,238	35,340	35,340
Northeast corridor improvement program	19,232	19,232	112,838	112,838	84,124	84,124
Grants to National Railroad Passenger Corporation	458,960	458,960	415,000	415,000
Other	4,554	4,554	18,028	18,028	16,421	16,421
Total--Federal Railroad Administration	49,005	2,451	46,555	731,281	16,330	714,952	627,015	18,072	608,943
Urban Mass Transportation Administration	291,648	291,648	1,615,443	1,615,443	1,262,208	1,262,208
Other	7,874	72	7,802	17,517	4,835	12,682	4,531	4,701	-170
Proprietary receipts from the public	3,075	-3,075	22,209	-22,209	26,501	-26,501
Total--Department of Transportation	1,330,978	5,890	1,325,088	9,320,245	45,268	9,274,978	7,606,289	51,178	7,555,111

TABLE III--BUDGET RECEIPTS AND OUTLAYS--Continued (In thousands)

Classification of OUTLAYS--Continued	This Month			Current Fiscal Year to Date			Comparable Period Prior Fiscal Year		
	Outlays	Applicable Receipts	Net Outlays	Outlays	Applicable Receipts	Net Outlays	Outlays	Applicable Receipts :	Net Outlays
Department of the Treasury:									
Office of the Secretary.....	\$10,119	\$10,119	\$47,506	\$47,506	\$13,201	\$3	\$13,198
Office of Revenue Sharing:									
General Revenue Sharing.....	590	590	3,415,920	3,415,920	3,419,452	3,419,452
Targeted and antirecession fiscal assistance.....
Other.....	449	449	2,966	2,966	3,578	3,578
Federal Law Enforcement Training Center.....	2,222	2,222	10,440	10,440	12,360	12,360
Bureau of Government Financial Operations:									
Salaries and expenses.....	18,624	18,624	94,598	94,598	86,985	86,985
Claims, judgements, and relief acts.....	62,160	62,160	135,423	135,423	100,401	100,401
Other.....	2,788	2,788	5,687	5,687	541,923	541,923
Total--Bureau of Government Financial Operations.....	83,572	83,572	235,709	235,709	729,308	729,308
Bureau of Alcohol, Tobacco and Firearms.....	13,507	13,507	75,515	75,515	65,076	65,076
United States Customs Service.....	74,345	74,345	422,568	422,568	335,918	335,918
Bureau of Engraving and Printing.....	1,549	1,549	6,802	6,802	-3,685	-3,685
Bureau of the Mint.....	4,143	4,143	28,089	28,089	18,803	18,803
Bureau of the Public Debt.....	10,676	10,676	91,877	91,877	68,971	68,971
Internal Revenue Service:									
Federal tax lien revolving fund.....	586	\$352	234	1,108	\$617	491	501	316	185
Salaries and expenses.....	15,861	15,861	76,247	76,247	59,737	59,737
Taxpayer service and returns processing.....	97,552	97,552	418,824	418,824	378,946	378,946
Examinations and appeals.....	85,351	85,351	443,605	443,605	391,634	391,634
Investigations and collections.....	50,938	50,938	264,213	264,213	199,294	199,294
Payment where credit exceeds liability for tax.....	559,888	559,888	642,781	642,781	390,800	390,800
Refunding internal revenue collections, interest.....	22,488	22,488	186,740	186,740	166,039	166,039
Internal revenue collections for Puerto Rico.....	4,170	4,170	125,313	125,313	101,009	101,009
Other.....	117	117	825	825
Total--Internal Revenue Service.....	836,951	352	836,599	2,159,656	617	2,159,039	1,687,959	316	1,687,644
United States Secret Service.....	16,301	16,301	82,524	82,524	68,279	68,279
Comptroller of the Currency.....	11,985	235	11,750	53,473	53,546	-73	43,587	49,465	-5,878
Interest on the public debt:									
Public issues (accrual basis).....	5,136,745	5,136,745	28,327,571	28,327,571	23,184,460	23,184,460
Special Issues (cash basis).....	290,604	290,604	7,486,565	7,486,565	5,634,256	5,634,256
Total--Interest on the public debt.....	5,427,349	5,427,349	35,814,136	35,814,136	28,818,717	28,818,717
Proprietary receipts from the public.....	111,510	-111,510	1,004,181	-1,004,181	625,053	-625,053
Receipts from off-budget Federal agencies.....	669,982	-669,982	2,876,916	-2,876,916	1,795,826	-1,795,826
Intrabudgetary transactions.....	-34,070	-34,070	-2,277,050	-2,277,050	-1,678,962	-1,678,962
Total--Department of the Treasury.....	6,459,688	782,079	5,677,609	40,170,130	3,935,260	36,234,870	33,602,562	2,470,662	31,131,899

TABLE III--BUDGET RECEIPTS AND OUTLAYS--Continued (In thousands)

Classification of OUTLAYS--Continued	This Month			Current Fiscal Year to Date			Comparable Period Prior Fiscal Year		
	Outlays	Applicable Receipts	Net Outlays	Outlays	Applicable Receipts	Net Outlays	Outlays	Applicable Receipts	Net Outlays
Environmental Protection Agency:									
Salaries and expenses.....	\$52,682	\$52,682	\$193,754	\$193,754	\$48,922	\$48,922
Research and development:									
Energy supply.....	25,240	25,240	123,848	123,848	143,736	143,736
Pollution control and abatement.....	820	820	2,822	2,822	7,391	7,391
Abatement, control, and compliance.....	-25,752	-25,752	229,043	229,043	234,233	234,233
Construction grants.....	359,776	359,776	2,215,007	2,215,007	1,796,067	1,796,067
Other.....	2,220	\$204	2,016	23,753	\$376	23,377	44,476	\$213	44,263
Proprietary receipts from the public.....	-4,617	4,617	5,996	-5,996	252	-252
Total--Environmental Protection Agency.....	414,985	-4,413	419,398	2,788,227	6,372	2,781,855	2,274,826	465	2,274,360
National Aeronautics and Space Administration:									
Research and Development.....	316,230	316,230	1,798,450	1,798,450	1,579,040	1,579,040
Construction of facilities.....	11,500	11,500	62,767	62,767	63,589	63,589
Research and program management.....	88,293	88,293	506,829	506,829	458,412	458,412
Other.....	1,274	1,274	11	11
Proprietary receipts from the public.....	215	-215	1,507	-1,507	8,526	-8,526
Total--National Aeronautics and Space Administration.....	416,023	215	415,808	2,369,320	1,507	2,367,813	2,101,052	8,526	2,092,526
Veterans Administration:									
Public enterprise funds:									
Loan guaranty revolving fund.....	37,869	22,935	14,933	232,526	138,952	93,574	252,968	128,894	124,074
Direct loan revolving fund.....	4,951	9,234	-4,282	43,899	57,992	-14,093	46,351	62,560	-16,210
Veterans reopened insurance fund.....	3,204	1,883	1,321	14,769	28,242	-13,473	11,600	26,515	-14,915
Education loan fund.....	612	157	456	3,149	736	2,413	4,390	297	4,093
Other.....	27,127	24,711	2,416	134,608	133,100	1,509	129,032	130,910	-1,878
Compensation and pensions.....	67,174	67,174	5,560,362	5,560,362	5,933,391	5,933,391
Readjustment benefits.....	59,889	59,889	1,338,287	1,338,287	1,787,023	1,787,023
Medical care.....	473,795	473,795	2,867,931	2,867,931	2,555,544	2,555,544
Medical and prosthetic research.....	11,204	11,204	66,379	66,379	58,219	58,219
General operating expenses.....	42,908	42,908	316,319	316,319	303,979	303,979
Construction projects.....	26,178	26,178	138,041	138,041	111,310	111,310
Insurance funds:									
National service life.....	89,536	89,536	447,927	447,927	390,449	390,449
United States Government life.....	8,369	8,369	35,979	35,979	33,986	33,986
Veterans special life.....	5,194	4,750	444	27,072	49,645	-22,573	30,770	47,222	-16,453
Other.....	3,675	3,675	65,283	65,283	56,042	56,042
Proprietary receipts from the public:									
National service life.....	37,763	-37,763	229,313	-229,313	231,150	-231,150
Government life.....	2,072	-2,072	3,241	-3,241	2,284	-2,284
Other.....	14,752	-14,752	52,513	-52,513	27,599	-27,599
Intrabudgetary transactions.....	-279	-279	-1,912	-1,912	-1,200	-1,200
Total--Veterans Administration.....	861,406	118,256	743,150	11,290,620	693,735	10,596,885	11,703,854	657,431	11,046,423
Independent agencies:									
Action.....	9,851	9,851	62,189	62,189	59,235	59,235
Arms Control and Disarmament Agency.....	1,160	1,160	7,026	7,026	6,376	6,376
Board for International Broadcasting.....	5,456	5,456	54,284	54,284	43,699	43,699
Civil Aeronautics Board.....	8,471	8	8,463	58,275	98	58,176	48,828	89	48,740
Commission on Civil Rights.....	992	992	5,743	5,743	5,026	5,026
Community Services Administration.....	131,204	14	131,190	1,649,504	726	1,648,778	362,596	126	362,470
Consumer Product Safety Commission.....	2,851	(*)	2,851	20,641	4	20,636	20,342	10	20,332
Corporation for Public Broadcasting.....	125,000	125,000	120,200	120,200

See footnotes on page 3.

TABLE III--BUDGET RECEIPTS AND OUTLAYS--Continued (In thousands)

Classification of OUTLAYS--Continued	This Month			Current Fiscal Year to Date			Comparable Period Prior Fiscal Year		
	Outlays	Applicable Receipts	Net Outlays	Outlays	Applicable Receipts	Net Outlays	Outlays	Applicable Receipts	Net Outlays
Independent Agencies--Continued									
District of Columbia:									
Federal payment	\$17,778	\$17,778	\$230,922	\$230,922	\$240,150	\$240,150
Loans and repayable advances.....	10,000	10,000	80,000	\$44,376	35,624	80,416	\$22,346	58,070
Equal Employment Opportunity Commission	8,998	\$8	8,990	64,492	35	64,456	44,119	18	44,100
Export-Import Bank of the United States.....	450,311	131,414	318,897	1,950,852	1,144,547	806,305	1,083,589	1,081,151	2,439
Federal Communications Commission	5,798	2	5,796	35,207	11	35,196	32,957	11	32,947
Federal Deposit Insurance Corporation.....	14,276	32,786	-18,510	225,704	1,113,717	-888,013	301,702	1,113,053	-811,352
Federal Emergency Management Agency:									
National flood insurance and development fund	829	829	231,760	9	231,751	145,576	68,018	77,558
Emergency planning, preparedness, and mobilization.....	11,588	11,588	46,924	46,924	45,277	45,277
Hazard mitigation and disaster assistance.....	21,796	21,796	81,063	81,063	10,653	10,653
Federal Home Loan Bank Board:									
Public enterprise funds:									
Federal Home Loan Bank Board revolving fund.....	1,400	1,808	-408	10,011	11,180	-1,169	25,841	25,665	176
Federal Savings and Loan Insurance Corp. fund....	230,921	27,741	203,180	279,496	389,609	-110,114	7,865	316,381	-308,516
Interest adjustment payments	21	21	21	21	22	22
Federal Trade Commission.....	6,569	1	6,568	34,482	15	34,467	30,069	-582	30,651
General Services Administration:									
Real Property Activities.....	105,616	105,616	-53,560	-53,560	-88,655	-88,655
Personal Property Activities.....	20,517	20,517	91,996	91,996	35,039	35,039
Records Activities.....	5,668	616	5,052	44,807	3,336	41,472	41,230	4,474	36,756
Federal Property Resources Activities.....	4,121	4,121	20,955	20,955	14,907	14,907
General Activities	10,112	5	10,107	65,174	276	64,897	50,229	342	49,887
Other.....	16,968	16,968	21,191	21,191	19,947	19,947
Proprietary receipts from the public:									
Stockpile receipts.....	7,385	-7,385	46,174	-46,174	31,846	-31,846
Other.....	2,143	-2,143	84,466	-84,466	23,998	-23,998
Intrabudgetary transactions.....	8	8	-9,300	-9,300
Total--General Services Administration	163,002	10,149	152,853	190,570	134,251	56,319	63,396	60,659	2,737
Intragovernmental Agencies:									
Washington Metropolitan Area Transit Authority	17,000	17,000	66,895	66,895	36,462	36,462
Other.....	654	220	434	2,270	1,275	995	2,637	890	1,747
International Communications Agency.....	34,287	133	34,153	206,133	-126	206,258	173,435	181	173,254
Interstate Commerce Commission.....	15,902	3	15,899	98,153	2,230	95,923	31,489	11,914	19,575
Legal Services Corporation.....	28,133	28,133	163,864	163,864	131,791	131,791
Merit Systems Protection Board.....	911	911	4,741	(*)	4,740	1,260	(*)	1,260
National Credit Union Administration:									
Central liquidity facility.....	20,756	19,639	1,117	119,687	87,759	31,927
Other.....	7,798	6,498	1,300	40,885	75,253	-34,368	23,891	40,731	-16,840
National Foundation on the Arts and the Humanities:									
National Endowment for the Arts	11,714	2	11,712	72,028	4	72,024	64,340	5	64,335
National Endowment for the Humanities	14,280	14,280	76,863	76,863	66,240	66,240
National Labor Relations Board	7,205	10	7,195	54,699	41	54,658	48,541	66	48,475
National Science Foundation.....	71,885	24	71,861	414,999	203	414,795	394,909	231	394,678
National Transportation Safety Board	1,711	1	1,710	9,179	3	9,176	7,689	6	7,683
Nuclear Regulatory Commission.....	53,180	1	53,179	166,365	8	166,357	133,980	10	133,970

See footnotes on page 3.

TABLE III--BUDGET RECEIPTS AND OUTLAYS--Continued (In thousands)

Classification of OUTLAYS--Continued	This Month			Current Fiscal Year to Date			Comparable Period Prior Fiscal Year		
	Outlays	Applicable Receipts	Net Outlays	Outlays	Applicable Receipts	Net Outlays	Outlays	Applicable Receipts	Net Outlays
Independent Agencies--Continued									
Office of Personnel Management:									
Salaries and expenses.....	\$12,721	\$12,721	\$79,046	\$79,046	\$71,350	\$71,350
Government payment for annuitants, employees health benefits	51,500	51,500	293,960	293,960	220,029	220,029
Payment to civil service retirement and disability fund.....	81	81	486	486	540	540
Civil service retirement and disability fund.....	1,197,063	1,197,063	7,003,428	7,003,428	5,976,716	5,976,716
Employees health benefits fund.....	271,485	\$298,418	-26,933	1,691,613	\$1,668,114	23,498	1,543,204	\$1,532,457	10,747
Employees life insurance fund.....	45,910	55,455	-9,545	245,586	417,387	-171,801	253,497	387,243	-133,746
Retired employees health benefits fund.....	1,439	1,071	368	6,219	4,948	1,272	7,201	3,784	3,417
Other.....	-2,616	-2,616	7,054	7,054	8,367	8,367
Proprietary receipts from the public.....	10	-10	996	-996	1,354	-1,354
Intrabudgetary transactions:									
Civil service retirement and disability fund:									
Receipts transferred to Foreign Service re- tirement and disability fund.....	-302	-302	-3,023	-3,023	-4,568	-4,568
General fund contributions.....	-186	-186	-591	-591	-540	-540
Other.....	-2,240	-2,240	-10,460	-10,460	-8,351	-8,351
Total--Office of Personnel Management.....	1,574,856	354,954	1,219,902	9,313,318	2,091,446	7,221,873	8,067,446	1,924,838	6,142,608
Panama Canal Commission	63,653	30,799	32,854	86,300	177,766	-91,465
Postal Services (payment to the Postal Service fund).....	1,676,810	1,676,810	1,785,176	1,785,176
Railroad Retirement Board:									
Federal Windfall Payment to Railroad Retirement Trust Fund.....	313,000	313,000	313,000	313,000
Regional rail transportation protective account.....	28,264	28,264	42,255	42,255
Milwaukee railroad restructuring, administration.....
Railroad retirement accounts:									
Benefits payments and claims.....	381,027	381,027	2,276,074	2,276,074	2,073,759	2,073,759
Advances to the railroad retirement account from the FOASI trust fund	-23,993	-23,993	-137,675	-137,675	-112,011	-112,011
Advances to the railroad retirement account from the FDI trust fund.....	-3,094	-3,094	-18,161	-18,161	-12,038	-12,038
Disbursements for the payment of FOASI benefits...	24,511	24,511	137,476	137,476	108,340	108,340
Disbursement for the payment of FDI benefits.....	3,318	3,318	18,627	18,627	15,909	15,909
Administrative expenses.....	3,596	3,596	19,371	19,371	15,370	15,370
Interest on refunds of taxes.....	1	1	6	6	9	9
Proprietary receipts from the public.....	(*)	(*)	24	-24	1	-1
Intrabudgetary transactions:									
Railroad retirement account:									
Payment to railroad retirement trust funds	-313,000	-313,000	-313,000	-313,000
Interest transferred to federal hospital insurance trust fund.....	(*)	(*)
Interest on advances to railroad unemployment insurance account.....	-753	-753
Total--Railroad Retirement Board.....	385,364	(*)	385,364	2,323,983	24	2,323,958	2,130,840	1	2,130,839

See footnotes on page 3.

TABLE III--BUDGET RECEIPTS AND OUTLAYS--Continued (In thousands)

Classification of OUTLAYS--Continued	This Month			Current Fiscal Year to Date			Comparable Period Prior Fiscal Year		
	Outlays	Applicable Receipts	Net Outlays	Outlays	Applicable Receipts	Net Outlays	Outlays	Applicable Receipts	Net Outlays
Independent Agencies--Continued									
Securities and Exchange Commission	\$6,412	\$1	\$6,411	\$37,925	\$4	\$37,921	\$32,872	\$14	\$32,858
Small Business Administration:									
Public enterprise funds:									
Business loan and investment fund	80,536	41,596	38,939	684,798	228,965	455,832	561,344	220,696	340,648
Disaster loan fund	110,164	53,613	56,551	993,685	351,521	642,164	742,570	275,730	466,840
Other	1,340	1,796	-456	16,989	8,837	8,152	18,909	6,705	12,204
Salaries and expenses	15,370	15,370	103,867	103,867	87,889	87,889
Proprietary receipts from the public	2	-2	16	-16	11	-11
Other	188	188	1,463	1,463	582	582
Total--Small Business Administration.....	207,597	97,008	110,589	1,800,802	589,339	1,211,463	1,411,294	503,142	908,152
Smithsonian Institution	11,621	6	11,615	65,735	76	65,659	62,594	29	62,565
Tennessee Valley Authority	429,934	332,729	97,204	2,801,955	2,139,450	662,506	2,235,684	1,452,652	783,032
United States Railway Association:									
Administrative expenses	3,000	3,000	17,780	17,780	15,450	15,450
Purchases of Conrail Securities	10,000	10,000	300,700	300,700	334,300	334,300
Other independent agencies.....	26,815	710	26,106	142,535	6,652	135,883	100,951	9,565	91,385
Total--Independent agencies.....	4,107,938	1,046,669	3,061,269	25,508,768	8,009,988	17,498,780	20,071,204	6,631,219	13,439,985
Undistributed offsetting receipts:									
Federal employer contributions to retirement and social insurance funds:									
Legislative Branch:									
United States Tax Court:									
Tax court judges survivors annuity fund	-40	-40	-30	-30
The Judiciary:									
Judicial survivors annuity fund	-136	-136	-923	-923	-757	-757
Department of Health, Education, and Welfare:									
Federal old-age and survivors insurance trust fund	-89,000	-89,000	-489,000	-489,000	-453,000	-453,000
Federal disability insurance trust fund	-15,000	-15,000	-83,000	-83,000	-80,000	-80,000
Federal hospital insurance trust fund	-21,000	-21,000	-118,000	-118,000	-108,000	-108,000
Department of State:									
Foreign Service retirement and disability fund	-1,318	-1,318	-10,325	-10,325	-9,706	-9,706
Independent agencies:									
Office of Personnel Management:									
Civil Service retirement and disability fund.....	-297,428	-297,428	-1,444,887	-1,444,887	-1,179,266	-1,179,266
Receipts from off-budget Federal agencies:									
Independent agencies:									
Office of Personnel Management:									
Civil Service retirement and disability fund....	-88,529	-88,529	-384,214	-384,214	-362,801	-362,801
Subtotal.....	-512,410	-512,410	-2,530,389	-2,530,389	-2,193,560	-2,193,560

TABLE III--BUDGET RECEIPTS AND OUTLAYS--Continued (In thousands)

Classification of OUTLAYS--Continued	This Month			Current Fiscal Year to Date			Comparable Period Prior Fiscal Year		
	Outlays	Applicable Receipts	Net Outlays	Outlays	Applicable Receipts	Net Outlays	Outlays	Applicable Receipts	Net Outlays
Undistributed offsetting receipts--Continued									
Interest credited to certain Government Accounts:									
The Judiciary:									
Judicial survivors annuity fund	-£2,479	-£2,479	-£2,744	-£2,744	-£1,846	-£1,846
Department of Defense:									
Civil:									
Soldiers' and Airmen's Home permanent fund	-2,122	-2,122	-4,168	-4,168	-3,909	-3,909
Department of Health, Education, and Welfare:									
Federal old-age and survivors insurance trust fund .	-49,575	-49,575	-891,329	-891,329	-990,255	-990,255
Federal disability insurance trust fund	-10,853	-10,853	-201,900	-201,900	-141,854	-141,854
Federal hospital insurance trust fund	-7,997	-7,997	-507,337	-507,337	-430,794	-430,794
Federal supplementary medical insurance trust fund	-3,640	-3,640	-207,564	-207,564	-170,988	-170,988
Department of Labor:									
Unemployment trust fund.....	-22,026	-22,026	-423,757	-423,757	-232,671	-232,671
Black Lung Disability Trust Fund.....	-95	-95
Department of State:									
Foreign Service retirement and disability fund	-262	-262	-19,476	-19,476	-13,952	-13,952
Department of Transportation:									
Airport and airway trust fund.....	-1,840	-1,840	-184,682	-184,682	-128,797	-128,797
Highway trust fund	-10,831	-10,831	-511,422	-511,422	-398,448	-398,448
Veterans Administration:									
United States Government life insurance fund	-161	-161	-16,690	-16,690	-17,365	-17,365
National service life insurance fund.....	-527	-527	-287,423	-287,423	-259,770	-259,770
Independent Agencies:									
Office of Personnel Management:									
Civil Service retirement and disability fund.....	-17,940	-17,940	-2,351,454	-2,351,454	-1,946,053	-1,946,053
Railroad Retirement Board:									
Railroad retirement account.....	-1,270	-1,270	-298,344	-298,344	-119,223	-119,223
Other	-635	-635	-5,338	-5,338	-2,673	-2,673
Subtotal	-132,159	-132,159	-5,913,629	-5,913,629	-4,858,694	-4,858,694
Rents and royalties on the outer continental shelf land...	£69,615	-69,615	£3,192,714	-3,192,714	\$1,639,882	-1,639,882
Total--Undistributed offsetting receipts	-644,569	69,615	-714,184	-8,444,018	3,192,714	-11,636,732	-7,052,254	1,639,882	-8,692,136
Total outlays	52,752,890	6,187,261	46,565,629	316,857,711	36,436,691	280,421,021	275,709,901	29,932,994	245,776,908
TOTAL BUDGET			(Net Totals)			(Net Totals)			(Net Totals)
Receipts			33,350,666			228,677,269			201,596,905
Outlays (-)			-46,565,629			-280,421,021			-245,776,908
Budget surplus (+) or deficit (-).....			-13,214,962			-51,743,752			-44,180,003

MEMORANDUM

Receipts offset against outlays (In thousands)

	Current Fiscal Year to Date	Comparable Period Prior Fiscal Year
Proprietary receipts	\$10,832,196	\$9,650,016
Receipts from off-budget Federal agencies	2,876,916	1,795,826
Intrabudgetary transactions	23,173,662	21,173,179
Total receipts offset against outlays	36,882,774	32,619,021

TABLE IV--MEANS OF FINANCING (In thousands)

Classification (Assets and Liabilities Directly Related to the Budget)	Net Transactions (-) denotes net reduction of either liability or asset accounts			Account Balances Current Fiscal Year		
	This Month	Fiscal Year to Date		Beginning of		Close of This Month
		This Year	Prior Year	This Year	This Month	
LIABILITY ACCOUNTS						
Borrowing from the public:						
Public debt securities, issued under general financial authorities:						
Obligations of the United States, issued by:						
United States Treasury	\$8,859,762	\$36,932,162	\$25,247,564	\$826,519,087	\$854,591,488	\$863,451,249
Federal Financing Bank				10	10	10
Total public debt securities	8,859,762	36,932,162	25,247,564	826,519,097	854,591,498	863,451,259
Agency securities, issued under special financing authorities (See Schedule B. For other agency borrowing, see Schedule C.)	-18,253	-239,012	-1,048,951	7,231,770	7,011,011	6,992,758
Total federal securities	8,841,509	36,693,151	24,198,613	833,750,867	861,602,508	870,444,017
Deduct:						
Federal securities held as investments of government accounts (See Schedule D)	-2,960,882	-1,347,179	-1,709,925	189,161,534	190,775,238	187,814,356
Total borrowing from the public	11,802,391	38,040,329	25,908,537	644,589,333	670,827,270	682,629,662
Accrued interest payable to the public	1,063,260	-647,344	731,724	8,154,582	6,443,978	7,507,239
Deposit funds:						
Allocations of special drawing rights	-212,581	882,790	1,138,022	4,174,771	5,270,142	5,057,561
Other	697,242	981,375	-356,250	4,342,031	4,626,165	5,323,406
Miscellaneous liability accounts (Includes checks outstanding etc.)	-3,312,531	2,918,332	4,591,041	8,646,702	14,697,565	11,565,034
Total liability accounts	10,217,781	42,175,482	32,013,075	669,907,419	701,865,120	712,082,901
ASSET ACCOUNTS (Deduct)						
Cash and monetary assets:						
U.S. Treasury operating cash:						
Federal Reserve account	-82,921	-4,155,191	-10,921,540	6,489,007	2,416,737	2,333,816
Tax and loan note accounts	-2,451,629	-11,867,139	-3,837,130	17,686,990	8,271,481	5,819,851
Balance	-2,534,550	-16,022,330	-14,758,670	24,175,997	10,688,217	8,153,667
Special drawing rights:						
Total holdings	-154,731	956,016	-274,599	2,725,228	3,835,975	3,681,244
SDR certificates issued to Federal Reserve Banks		-1,168,000		-1,800,000	-2,968,000	-2,968,000
Balance	-154,731	-211,984	-274,599	925,228	867,975	713,244
Gold tranche drawing rights:						
U.S. subscription to International Monetary Fund:						
Direct quota payments				8,810,156	8,810,156	8,810,156
Maintenance of value adjustments	-1,663,790	-1,636,328	87,747	2,120,603	2,148,066	484,275
Other demand liabilities issued to IMF	-11,000	5,000	-2,469,000	-9,423,243	-9,407,243	-9,418,243
Receivable/Payable (-) for U.S. currency valuation adjustment	390,538	366,044	-2,149	-208,178	-232,672	157,865
Balance	-1,284,253	-1,265,285	-2,383,403	1,299,338	1,318,306	34,053
Loans to International Monetary Fund			-706,304			
Other cash and monetary assets	742,258	1,770,100	2,705,628	5,690,273	6,718,115	7,460,373
Total cash and monetary assets	-3,231,276	-15,729,498	-15,417,348	32,090,836	19,592,614	16,361,337
Miscellaneous asset accounts	-3,089,112	1,445,275	1,563,582	6,110,205	10,644,592	7,555,480
Total asset accounts	-6,320,389	-14,284,224	-13,853,767	38,201,041	30,237,206	23,916,817
Excess of liabilities (+) or assets (-)	+16,538,169	+56,459,706	+45,866,841	+631,706,378	+671,627,915	+688,166,084
Transactions not applied to current year's surplus or deficit (See Schedule A for details)	-3,323,207	-4,715,955	-1,686,838		-1,392,748	-4,715,955
Total budget financing [Financing of deficit (+) or disposition of surplus (-)]	+13,214,962	+51,743,752	+44,180,003	+631,706,378	+670,235,167	+683,450,129

Classification	This Month	Fiscal Year to Date	
		This Year	Prior Year
Excess of liabilities beginning of period: Based on composition of unified budget in preceding period. Adjustments during current fiscal year for changes in composition of unified budget	\$671,627,915	\$631,706,378	\$595,528,323
Excess of liabilities beginning of period (current basis).....	671,627,915	631,706,378	595,528,323
Budget surplus (-) or deficit: Based on composition of unified budget in prior fiscal year. Changes in composition of unified budget. Profit on sale of gold reclassified from budgetary to off-budget account.....	13,214,962	51,743,752	44,180,003
Budget surplus (-) or deficit (Table III)	13,214,962	51,743,752	44,180,003
Transactions not applied to current year's surplus or deficit:			
Seigniorage.....	-84,171	-447,174	-388,753
Proceeds from Currency.....
Increment on gold
Profit on sale of gold	-926,747	-1,063,047
Net gain (-)/loss for U. S. currency valuation adjustment ..	1,273,253	1,270,285	-85,597
Net gain (-)/loss for IMF loan valuation adjustment	-78,532
Off-budget Federal Agencies:			
Federal Financing Bank.....	2,016,154	6,358,094	5,774,967
Pension Benefit Guaranty Fund.....	2,606	7,570	3,592
Postal Service	262,158	^a -1,621,132	-2,518,185
Rural electrification and telephone revolving fund.....	-175,374	-529	-1,031
Rural Telephone Bank.....	28,581	75,588	43,425
Total--transactions not applied to current year's surplus or deficit.....	3,323,207	4,715,955	1,686,838
Excess of liabilities close of period	688,166,084	688,166,084	641,395,164

See footnotes on page 3.

TABLE IV--SCHEDULE B--AGENCY SECURITIES, ISSUED UNDER SPECIAL FINANCING AUTHORITIES (In thousands)

Classification	Net Transactions (-) denotes net reduction of liability accounts			Account Balances Current Fiscal Year		
	This Month	Fiscal Year to Date		Beginning of		Close of This Month
		This Year	Prior Year	This Year	This Month	
Agency securities, issued under special financing authorities:						
Obligations of the United States, issued by:						
Export-Import Bank	-\$13,179	-\$155,279	-\$945,821	\$933,456	\$791,357	\$778,178
Obligations guaranteed by the United States, issued by:						
Department of Defense:						
Family Housing Mortgages	-9,556	-57,568	-57,111	766,685	718,673	709,117
Department of Housing and Urban Development:						
Federal Housing Administration.....	4,388	-1,042	-20,469	551,184	545,755	550,142
Department of Transportation:						
Coast Guard:						
Family Housing Mortgages	-19	-111	-106	1,423	1,331	1,312
Obligations not guaranteed by the United States, issued by:						
Department of Defense:						
Homeowners Assistance Mortgages	113	-12	-444	21	-105	8
Department of Housing and Urban Development:						
Government National Mortgage Association	-25,000	-25,000	3,004,000	2,979,000	2,979,000
Independent Agencies:						
Postal Services	250,000	250,000	250,000
Tennessee Valley Authority	1,725,000	1,725,000	1,725,000
Total agency securities	-18,253	-239,012	-1,048,951	7,231,770	7,011,011	6,992,758

TABLE IV--SCHEDULE C (MEMORANDUM)--AGENCY BORROWING FINANCED THROUGH
ISSUE OF PUBLIC DEBT SECURITIES (In thousands)

Classification	Transactions			Account Balances Current Fiscal Year		
	This Month	Fiscal Year to Date		Beginning of		Close of This Month
		This Year	Comparable Prior Year	This Year	This Month	
Borrowing from the Treasury:						
Commodity Credit Corporation.....	\$45,324	-\$504,590	\$3,578,724	\$13,926,516	\$13,376,602	\$13,421,926
D. C. Commissioners: Stadium sinking fund, Armory Board, D. C.		-832	-1,247	832		
Export-Import Bank of United States.....	-164,200	100,500	410,700	50,000	314,700	150,500
Federal Emergency Management Agency:						
National flood insurance fund.....		222,001	34,057	445,555	667,556	667,556
Federal Financing Bank.....	2,617,660	7,674,093	7,232,885	R 64,211,034	69,267,467	71,885,127
Federal Home Loan Bank Board.....						
Federal Housing Administration:						
General insurance.....				2,156,655	2,156,655	2,156,655
Special risk insurance.....				1,812,166	1,812,166	1,812,166
General Services Administration:						
Pennsylvania Avenue Development Corporation.....	862	-2,931	-1,927	33,938	30,145	31,007
Government National Mortgage Association:						
Emergency home purchase assistance fund.....	77,480	529,060	102,103	1,351,400	1,802,980	1,880,460
Management and liquidating functions.....				14,000	14,000	14,000
Special assistance functions.....		233,440	29,750	4,221,417	4,454,857	4,454,857
International Communication Agency:						
Rural Electrification Administration.....	-210,969			22,114	22,114	22,114
Rural Telephone Bank.....	27,416	47,681	15,219	7,864,742	8,075,711	7,864,742
Saint Lawrence Seaway Development Corporation.....		-2,000	-2,500	394,868	415,133	442,549
Secretary of Agriculture, Farmers Home Administration:						
Rural housing insurance fund.....		950,000		112,976	110,976	110,976
Agricultural credit insurance fund.....				1,005,718	1,955,718	1,955,718
Rural development insurance fund.....	40,000	50,000	50,000	1,850,000	1,850,000	1,850,000
Secretary of Energy:						
Bonneville Power Administration.....				515,000	525,000	565,000
Secretary of Housing and Urban Development Department:						
College housing loans.....				410,000	410,000	410,000
Housing for the Elderly and Handicapped.....	60,000	330,000	210,000	2,687,325	2,687,325	2,687,325
Low-Rent Public Housing.....				520,170	790,170	850,170
New communities guaranty:						
Title IV.....		3,225	135	3,762	6,987	6,987
Title VII.....	3,250	25,646	17,028	240,849	263,245	266,495
Urban renewal fund.....		-50,000		300,000	250,000	250,000
Secretary of the Interior:						
Bureau of Mines, helium fund.....				251,650	251,650	251,650
Secretary of Transportation:						
Rail Service Assistance.....				100	100	100
Regional Rail Reorganization.....		276		2,704	2,980	2,980
Smithsonian Institution:						
John F. Kennedy Center parking facilities.....				20,400	20,400	20,400
Tennessee Valley Authority.....				150,000	150,000	150,000
Veterans Administration:						
Veterans direct loan program.....				1,730,078	1,730,078	1,730,078
Total Borrowing from the Treasury	2,496,823	9,605,569	12,398,927	106,305,969	113,414,715	115,911,538
Borrowing from the Federal Financing Bank:						
Export-Import Bank of the United States.....	496,007	895,807	563,000	7,952,887	8,352,687	8,848,694
National Credit Union Administration.....	500	18,982			18,482	18,982
Postal Service.....				1,587,000	1,587,000	1,587,000
Tennessee Valley Authority.....	93,000	590,000	855,000	7,125,000	7,622,000	7,715,000
Total Borrowing from the Federal Financing Bank	589,507	1,504,789	1,418,000	16,664,887	17,580,169	18,169,676
Total Agency Borrowing financed through issues of Public Debt Securities	3,086,330	11,110,358	13,816,927	122,970,856	130,994,884	134,081,214

Note: Includes only amounts loaned to Federal Agencies in lieu of Agency Debt issuance and excludes Federal Financing Bank purchase of loans made or guaranteed by Federal Agencies. The Federal Financing Bank borrows from Treasury and issues its own securities and in turn may loan these funds to Agencies in lieu of Agencies borrowing directly through Treasury or issuing their own securities.

R = Revised

**TABLE IV--SCHEDULE D--INVESTMENTS OF GOVERNMENT ACCOUNTS
IN FEDERAL SECURITIES (In thousands)**

Classification	Net Purchases or Sales (-)			Securities Held as Investments Current Fiscal Year		
	This Month	Fiscal Year to Date		Beginning of		Close of This Month
		This Year	Prior Year	This Year	This Month	
Federal Funds:						
Department of Agriculture:						
Agency securities.....		-36,000	-36,000	\$17,215	\$11,215	\$11,215
Department of Commerce.....	\$315	25,730	18,277	104,021	129,436	129,751
Department of Housing and Urban Development:						
Federal Housing Administration:						
Federal housing administration fund:						
Public debt securities.....	2,010	34,060	76,795	1,992,302	2,024,353	2,026,362
Agency securities.....	-196	-1,495	-1,382	187,263	185,964	185,768
Government National Mortgage Association:						
Emergency mortgage purchase assistance:						
Agency securities.....		2,037	4,570	6,607	6,607
Special assistance function fund:						
Agency securities.....	1,487	-2,971	-4,011	96,613	92,155	93,642
Management and liquidating functions fund:						
Agency securities.....	-238	-1,574	-2,093	28,592	27,255	27,018
Guarantees of Mortgage-Backed Securities:						
Public debt securities.....	4,730	15,648	22,754	121,889	132,807	137,537
Agency securities.....		18,628	2,715	38,208	56,837	56,837
Participation sales fund:						
Public debt securities.....	27,218	83,523	94,804	1,379,173	1,435,478	1,462,696
Agency securities.....		12,380	12,380	12,380
Housing Management:						
Community disposal operations fund:						
Agency securities.....		388	388	388
Department of Interior.....		1,479,870	1,479,870	1,479,870
Department of Transportation.....	973	6,015	66	18,800	23,842	24,815
Department of the Treasury.....	-627,744	-525,812	-1,763,009	4,266,116	4,368,048	3,740,304
Veterans Administration:						
Veterans reopened insurance fund.....	-1,380	12,702	14,811	437,950	452,032	450,652
Independent Agencies:						
Emergency Loan Guarantee Board.....	
Export-Import Bank of the United States.....		-7,700
Federal Emergency Management Agency:						
National insurance development fund.....		-19,671	20,000	62,037	42,366	42,366
Federal Savings and Loan Insurance Corporation:						
Public debt securities.....	-203,179	110,414	308,324	5,482,967	5,796,560	5,593,381
Agency securities.....	-300	78,215	77,915	77,915
National Credit Union Administration.....	270	29,680	22,516	128,284	157,694	157,964
Other.....	9,334	45,842	31,240	444,130	480,638	489,972
Total public debt securities.....	-787,453	1,298,001	-1,161,122	14,437,669	16,523,123	15,735,670
Total agency securities.....	1,053	8,325	-10,772	463,443	470,714	471,768
Total Federal funds.....	-786,400	1,306,326	-1,171,894	14,901,112	16,993,838	16,207,438
Trust Funds:						
Legislative Branch:						
United States Tax Court.....	40	35	65	716	711	751
Library of Congress.....		105	80	1,595	1,700	1,700
The Judiciary:						
Judicial Survivors Annuity Fund.....		1,805	5,028	51,145	52,950	52,950
Department of Agriculture.....		550	-1,272	150	700	700
Department of Commerce.....		-5	-5	35	30	30
Department of Defense.....	30	65	259	3,224	3,259	3,288
Department of Health, Education, and Welfare:						
Federal old-age and survivors insurance trust fund:						
Public debt securities.....	-1,269,029	-2,325,995	-3,944,988	26,773,347	25,716,381	24,447,352
Agency securities.....		555,000	555,000	555,000
Federal disability insurance trust fund.....	402,595	580,004	173,314	5,582,621	5,760,030	6,162,625
Federal hospital insurance trust fund:						
Public debt securities.....	870,585	727,498	643,893	13,113,539	12,970,452	13,841,037
Agency securities.....	50,000	50,000	50,000
Federal supplementary medical insurance trust fund.....	-136,655	-285,899	659,904	4,974,022	4,824,778	4,688,123
Other.....	899	1,412	457	2,620	3,133	4,032

TABLE IV--SCHEDULE D--INVESTMENTS OF GOVERNMENT ACCOUNTS
IN FEDERAL SECURITIES (In thousands)--Continued

Classification	Net Purchases or Sales (-)			Securities Held as Investments Current Fiscal Year		
	This Month	Fiscal Year to Date		Beginning of		Close of This Month
		This Year	Prior Year	This Year	This Month	
Trust Funds--Continued						
Department of the Interior.....	\$81,147	\$113,702	\$5,675	\$11,601	\$44,156	\$125,302
Department of Labor:						
Unemployment trust fund.....	-1,148,608	-2,677,310	-1,098,532	13,793,113	12,264,411	11,115,803
Other.....	3,930	4,106	4,106	4,106
Department of State:						
Foreign service retirement and disability fund.....	-6,551	17,267	49,539	492,628	516,446	509,895
Other.....	630	100	210	1,140	610	1,240
Department of Transportation:						
Airport and airway trust fund.....	41,273	563,065	449,764	4,377,426	4,899,218	4,940,491
Highway trust fund.....	-63,069	-543,453	651,396	12,468,657	11,988,273	11,925,204
Other.....	10	10	20	20	30
Department of the Treasury.....	-12,000	-600	5,605	64,825	76,225	64,225
Veterans Administration:						
Government life insurance fund.....	-7,835	-17,295	-13,618	462,557	453,097	445,262
National service life insurance fund:						
Public debt securities.....	-68,457	51,845	108,959	7,824,952	7,945,254	7,876,797
Agency securities.....	135,000	135,000	135,000
Veterans special life insurance fund.....	-296	22,247	16,108	621,135	643,678	643,382
General Post Fund National Homes.....	383	470	2,365	2,748	2,748
Independent Agencies:						
Federal Deposit Insurance Corporation.....	13,904	886,017	811,748	9,252,006	10,124,119	10,138,023
General Services Administration.....	46	-1,064	690	4,510	3,400	3,446
Harry S. Truman Memorial Scholarship Trust Fund....	-55	1,050	1,045	34,854	35,959	35,904
Japan-United States Friendship Commission.....	115	-383	18,655	18,770	18,770
Office of Personnel Management:						
Civil service retirement and disability fund:						
Public debt securities.....	-569,574	-1,002,393	-693,115	63,734,226	63,301,407	62,731,833
Agency securities.....	275,000	275,000	275,000
Employees health benefits fund.....	25,250	11,399	-13,129	590,095	576,244	601,494
Employees life insurance fund.....	9,543	182,562	133,876	3,315,132	3,488,151	3,497,694
Retired employees health benefits fund.....	-420	-1,265	-5,100	3,079	2,234	1,814
Railroad Retirement Board.....	-175,044	-463,731	-463,658	3,054,496	2,765,809	2,590,765
Total public debt securities.....	-2,011,642	-4,157,775	-2,511,786	170,634,591	168,488,458	166,476,816
Total agency securities.....	1,015,000	1,015,000	1,015,000
Total trust funds.....	-2,011,642	-4,157,775	-2,511,786	171,649,591	169,503,458	167,491,816
Off-budget Federal agencies:						
Federal Financing Bank.....	11,985	-199,480	39,590	226,300	14,835	26,820
Pension Benefit Guaranty Corporation.....	-2,725	-7,350	-3,615	141,925	137,300	134,575
Postal Service.....	-172,100	1,711,200	1,937,900	2,238,718	4,122,016	3,949,916
Rural electrification and telephone revolving fund.....	-100	-120	3,891	3,791	3,791
Total public debt securities.....	-162,840	1,504,270	1,973,755	2,610,832	4,277,942	4,115,102
Total Off-budget Federal agencies.....	-162,840	1,504,270	1,973,755	2,610,832	4,277,942	4,115,102
Grand Total.....	-2,960,882	-1,347,179	-1,709,925	189,161,534	190,775,238	187,814,356

Note: Investments are in Public Debt Securities unless otherwise noted.

TABLE V--COMPARATIVE STATEMENT OF BUDGET RECEIPTS AND OUTLAYS

BY MONTHS OF CURRENT FISCAL YEAR (In millions)

Classification	Oct.	Nov.	Dec.	Jan.	Feb.	March	April	May	June	July	Aug.	Sept.	Fiscal Year To Date	Com-parable Period Prior F. Y.
NET RECEIPTS														
Individual income taxes	\$18,682	\$18,972	\$20,192	\$26,856	\$15,522	\$9,056							\$109,281	\$95,027
Corporation income taxes	1,476	1,160	10,206	2,237	1,420	9,508							26,008	25,847
Social insurance taxes and contributions:														
Employment taxes and contributions	8,013	12,259	7,963	9,526	14,824	10,747							63,332	53,341
Unemployment insurance	840	1,650	204	675	1,490	208							5,068	4,521
Contributions for other insurance and retirement	530	524	507	574	543	544							3,223	2,999
Excise taxes	1,547	1,653	1,658	1,448	1,378	1,289							8,973	9,334
Estate and gift taxes	526	518	425	509	506	494							2,978	2,683
Customs duties	646	605	595	611	519	584							3,561	3,639
Miscellaneous receipts	838	977	866	992	1,661	920							6,255	4,206
Total--receipts this year	33,099	38,320	42,617	43,429	37,862	33,351							228,677
<i>Total--receipts prior year ...</i>	<i>28,745</i>	<i>33,227</i>	<i>37,477</i>	<i>38,364</i>	<i>32,639</i>	<i>31,144</i>							<i>.....</i>	<i>201,597</i>
NET OUTLAYS														
Legislative Branch	89	97	105	111	92	91							585	527
The Judiciary	56	37	38	68	38	40							277	234
Executive Office of the President	7	6	9	7	9	11							49	35
Funds Appropriated to the President:														
International security assistance	706	862	442	391	447	167							3,015	517
International development assistance	97	93	44	136	117	268							756	796
Other	84	-98	-15	1,141	65	52							1,228	294
Department of Agriculture: Foreign assistance, special export programs and Commodity Credit Corporation	404	727	790	1,561	74	68							3,623	5,728
Other	1,307	1,143	2,080	2,225	1,981	1,664							10,401	8,271
Department of Commerce	346	265	268	269	265	308							1,720	2,348
Department of Defense:														
Military:														
Department of the Army	2,591	2,655	2,551	2,598	2,716	2,793							15,905	14,084
Department of the Navy	3,111	3,191	3,428	3,581	3,468	3,521							20,300	18,302
Department of Air Force	2,859	3,181	2,853	3,331	3,223	3,622							19,071	15,585
Defense agencies	1,619	1,536	1,510	1,445	1,533	1,524							9,167	7,889
Total Military	10,180	10,563	10,343	10,955	10,940	11,460							64,442	55,861
Civil	348	300	278	252	218	232							1,628	1,319
Department of Energy	496	791	793	-578	520	432							2,454	3,779
Department of Health, Education, and Welfare:														
Human Development Services	522	494	523	590	502	455							3,086	2,918
Health Care Financing Administration:														
Grants to States for Medicaid	1,211	1,077	1,158	1,354	1,136	953							6,888	6,033
Federal Hospital Ins. Trust Fund	1,875	1,836	1,759	2,025	1,854	2,211							11,559	9,851
Federal Supp. Med. Ins. Trust Fund	877	829	827	869	910	788							5,099	4,251
Other	429	567	703	577	553	1,305							4,134	4,382
Social Security Adm.: Assis. Pmts. Program	585	564	611	721	601	492							3,573	3,320
Federal Old-Age and Survivors Insurance Trust Fund	8,085	8,082	8,085	8,100	8,214	8,226							48,792	42,878
Federal Disability Ins. Trust Fund	1,200	1,226	1,221	1,226	1,255	1,249							7,377	6,775
Other	651	1,002	1,426	102	1,079	171							4,432	4,274
Other	954	1,088	187	1,291	933	720							5,174	3,711

TABLE V--COMPARATIVE STATEMENT OF BUDGET RECEIPTS AND OUTLAYS
BY MONTHS OF CURRENT FISCAL YEAR (In millions)--Continued

Classification	Oct.	Nov.	Dec.	Jan.	Feb.	March	April	May	June	July	Aug.	Sept.	Fiscal Year To Date	Comparable Period Prior F. Y.
OUTLAYS--Continued														
Department of Housing and Urban Development	\$1,163	\$1,535	\$367	\$1,268	\$584	\$1,115								
Department of the Interior.....	393	437	328	385	303	318							\$6,032	\$4,300
Department of Justice.....	255	229	190	232	199	205							2,164	1,909
Department of Labor:													1,310	1,262
Unemployment trust fund.....	736	834	1,001	1,473	1,412	1,451								
Other.....	965	862	1,068	645	1,046	1,030							6,908	5,319
Department of State.....	255	138	139	108	186	154							5,617	5,353
Department of Transportation:													981	682
Highway trust fund	986	762	794	733	512	484								
Other	760	786	913	1,053	651	841							4,272	3,277
Department of the Treasury:													5,003	4,279
Interest on the public debt.....	4,653	5,330	9,804	5,125	5,475	5,427								
General revenue sharing	1,715	1	(**)	1,690	9	1							35,814	28,819
Other	-132	-286	-1,045	-1,651	-131	250							3,416	3,419
Environmental Protection Agency.....	521	452	483	479	427	419							-2,995	-1,106
National Aeronautics and Space Administration	384	415	328	417	408	416							2,782	2,274
Veterans Administration:													2,368	2,093
Compensation and pensions....	889	1,719	1,028	56	1,801	67								
National service life.....	36	24	29	49	28	52							5,560	5,933
Government service life.....	6	4	5	7	4	6							219	159
Other	875	951	715	688	939	618							33	32
Independent agencies:													4,785	4,922
General Services Admin.	-166	50	78	-115	56	153							56	3
Office of Personnel Management	1,223	1,174	1,293	1,184	1,127	1,220								
Postal Service	1,677							7,222	6,143
Small Business Administration ..	93	357	4	476	171	111							1,677	1,787
Tennessee Valley Authority....	-209	208	153	206	207	97							1,211	908
Other ind. agencies.....	1,002	775	1,224	1,254	935	1,481							663	783
Undistributed offsetting receipts:													6,670	3,818
Federal employer contributions to retirement fund.....	-470	-400	-388	-359	-401	-512								
Interest credited to certain accounts.....	-114	-531	-4,916	-10	-210	-132							-2,530	-2,194
Rents and Royalties on Outer Continental Shelf Lands	-199	-535	-1,258	-798	-334	-70							-5,914	-4,859
Total outlays--this year.....	47,807	46,841	44,010	47,988	47,208	46,566							280,421
<i>Total outlays--prior year</i>	<i>42,745</i>	<i>39,188</i>	<i>41,510</i>	<i>40,870</i>	<i>37,739</i>	<i>43,725</i>							<i>.....</i>	<i>245,777</i>
Surplus (+) or deficit (-) this year	-14,708	-8,522	-1,303	-4,559	-9,346	-13,215							-51,744
<i>Surplus (+) or deficit (-) prior year</i>	<i>-13,999</i>	<i>-5,961</i>	<i>-4,032</i>	<i>-2,506</i>	<i>-5,100</i>	<i>-12,581</i>							<i>.....</i>	<i>-44,180</i>

See footnotes on page 3.

30 TABLE VI--TRUST FUND IMPACT ON BUDGET RESULTS AND INVESTMENT HOLDINGS (In millions)


Classification	Current Month			Fiscal Year to Date			Securities held as Investments Current Fiscal Year		
	Receipts	Outlays	Excess	Receipts	Outlays	Excess	Beginning of		Close of This Month
							This Year	This Month	
Trust receipts, outlays, and investments held:									
Airport and airway	\$145	\$75	\$70	\$871	\$257	\$614	\$4,377	\$4,899	\$4,940
Black lung disability trust fund	23	23	-0-	154	145	9	4	4	4
Federal Deposit Insurance Corp.....	-19	19	-888	888	9,252	10,124	10,138
Federal disability insurance	1,617	1,221	396	7,496	6,972	524	5,583	5,760	6,163
Federal employees life and health benefits.....	-36	36	-147	147	3,908	4,067	4,101
Federal employees retirement	305	798	-493	1,794	2,799	-1,005	64,502	64,093	63,517
Federal hospital insurance.....	2,254	1,452	801	10,448	10,064	384	13,164	13,020	13,891
Federal old-age and survivors insurance.....	6,670	8,086	-1,416	44,146	46,852	-2,706	27,328	26,271	25,002
Federal supplementary medical insurance.....	239	220	19	1,429	1,662	-233	4,974	4,825	4,688
General Revenue Sharing	1	-1	6,855	3,416	3,439
Highway	521	495	26	3,383	3,865	-481	12,469	11,988	11,925
Military assistance advances	-424	424	1,160	-1,160
Railroad retirement.....	207	384	-177	1,243	1,684	-442	3,054	2,766	2,591
Unemployment	208	1,429	-1,222	5,068	6,484	-1,416	13,793	12,264	11,116
Veterans life insurance.....	58	-58	-75	75	9,044	9,177	9,100
All other trust	7	22	-15	31	-170	200	199	244	315
Trust fund receipts and outlays on the basis of Table III and investments held from Table IV - D.....	12,195	13,785	-1,590	82,916	84,079	-1,163	171,650	169,503	167,492
Interfund receipts offset against trust fund outlays.....	2,049	2,049	-0-	13,951	13,951	-0-			
Total trust fund receipts and outlays	14,244	15,834	-1,590	96,867	98,030	-1,163			
Federal fund receipts and outlays on the basis of Table III.....	21,156	32,781	-11,625	152,616	203,197	-50,580			
Interfund receipts offset against Federal fund outlays	12	12	-0-	25	25	-0-			
Total Federal fund receipts and outlays	21,168	32,793	-11,625	152,641	203,221	-50,580			
Total interfund receipts and outlays...	-2,061	-2,061	-0-	-20,830	-20,830	-0-			
Net budget receipts and outlays	33,351	46,566	-13,215	228,677	280,421	-51,744			

Note: Interfund receipts and outlays are transactions between Federal funds and trust funds, such as, Federal payments and contributions, Federal employer contributions, and interest and profits on investments in Federal securities. They have no net effect on overall budget receipts and outlays since the receipt side of such transactions is offset against budget outlays. In this table, interfund receipts are shown as an adjustment to arrive at total receipts and outlays of trust funds and Federal funds respectively. Included in total interfund receipts and outlays are \$6,855 million in Federal funds transferred to trust funds for general revenue sharing.

TABLE VII--SUMMARY OF RECEIPTS BY SOURCE AND OUTLAYS BY FUNCTION (In thousands)

Classification	Budget Receipts and Outlays		
	This Month	Fiscal Year To Date	Comparable Period Prior Fiscal Year
NET RECEIPTS			
Individual income taxes.....	\$9,056,432	\$109,280,952	\$95,026,957
Corporation income taxes.....	9,508,443	26,007,596	25,846,967
Social insurance taxes and contributions:			
Employment taxes and contributions.....	10,747,336	63,331,915	53,340,909
Unemployment insurance.....	207,899	5,067,668	4,520,750
Contributions for other insurance and retirement.....	544,070	3,222,805	2,999,476
Excise taxes.....	1,288,820	8,972,604	9,333,976
Estate and gift taxes.....	493,670	2,978,086	2,683,277
Customs.....	584,441	3,560,999	3,638,769
Miscellaneous receipts.....	919,555	6,254,644	4,205,824
Total.....	33,350,666	228,677,269	201,596,905
NET OUTLAYS			
National defense.....	11,742,339	65,859,359	56,153,355
International affairs.....	1,048,155	6,143,400	2,523,250
General science, space, and technology.....	525,654	2,997,506	2,487,655
Energy.....	310,725	2,540,098	4,500,469
Natural resources and environment.....	970,252	6,825,328	5,879,831
Agriculture.....	340,447	4,256,228	6,976,192
Commerce and housing credit.....	578,814	3,941,665	2,193,822
Transportation.....	1,469,476	10,116,897	8,255,627
Community and regional development.....	610,642	4,999,401	4,795,296
Education, training, employment and social services.....	2,727,058	15,865,687	13,730,972
Health.....	4,745,084	27,930,047	24,178,450
Income security.....	15,792,241	91,012,745	78,124,188
Veterans benefits and services.....	745,876	10,612,038	11,060,161
Administration of justice.....	366,926	2,273,930	2,068,676
General government.....	615,610	2,358,104	2,365,449
General purpose fiscal assistance.....	60,788	4,212,774	4,159,632
Interest.....	4,629,727	30,112,546	25,016,018
Undistributed offsetting receipts.....	-714,184	-11,636,732	-8,692,136
Total.....	46,565,629	280,421,021	245,776,908

For sale by the Superintendent of Documents, U. S. Government Printing Office, Washington, D. C. 20402
 Subscription price \$62.20 per year (domestic), \$15.55 per year additional (foreign mailing), includes all issues of Daily Treasury Statements, the Monthly Statement of the Public Debt of the United States and the Monthly Treasury Statement of Receipts and Outlays of the U. S. Government. No single copies are sold.





003027

Monthly Treasury Statement of Receipts and Outlays of the United States Government

for period from October 1, 1979 through April 30, 1980

TABLE I--TOTALS OF BUDGET RESULTS AND FINANCING (In millions)

Period	Budget Receipts and Outlays			Means of Financing			
	Net Receipts	Net Outlays	Budget Surplus (+) or Deficit (-)	By Borrowing from the Public	By Reduction of Cash and Monetary Assets Increase (-)	By Other Means	Total Budget Financing
Current month (April 1980)	\$61,097	\$51,237	+\$9,860	\$4,631	-\$13,542	-\$949	-\$9,860
Actual 1980 (seven months)	289,774	331,658	-41,884	42,672	2,187	-2,975	41,884
Comparative data:							
Actual 1979 (seven months)	253,835	286,537	-32,702	20,944	12,426	-667	32,702
Actual 1979 (full year)	465,940	493,221	-27,281	33,641	-408	-5,951	27,281
Estimated 1980 ²	532,427	568,933	-36,506	39,300	10,103	-12,897	36,506
Estimated 1981 ²	628,035	611,546	+16,489	1,500	-17,989	-16,489

TABLE II--SUMMARY OF BUDGET RECEIPTS AND OUTLAYS (In millions)

Classification	Actual This Month	Actual This Fiscal Year to Date	Actual Comparable Prior Period	Budget Estimates Full Fiscal Year ²
NET RECEIPTS				
Individual income taxes	\$31,488	\$140,769	\$120,214	\$241,517
Corporation income taxes	9,171	35,179	35,614	74,241
Social insurance taxes and contributions:				
Employment taxes and contributions	13,667	76,999	65,385	139,917
Unemployment insurance	1,646	6,713	5,971	16,812
Contributions for other insurance and retirement	573	3,795	3,513	6,724
Excise taxes	2,269	11,242	10,863	25,246
Estate and gift taxes	459	3,437	3,007	5,782
Customs duties	559	4,120	4,262	7,266
Miscellaneous receipts	1,265	7,520	5,008	14,922
Total	61,097	289,774	253,835	532,427
NET OUTLAYS				
Legislative Branch	113	699	622	1,331
The Judiciary	39	316	287	623
Executive Office of the President	7	56	47	103
Funds Appropriated to the President:				
International security assistance	-24	2,991	492	4,049
International development assistance	228	984	941	1,760
Other	50	1,278	307	3,358
Department of Agriculture	1,800	15,924	15,998	23,962
Department of Commerce	364	2,085	2,636	3,485
Department of Defense - Military	11,356	75,799	65,189	130,967
Department of Defense - Civil	239	1,868	1,515	3,229
Department of Energy	639	3,093	4,361	6,867
Department of Health, Education, and Welfare	17,698	117,811	103,122	206,328
Department of Housing and Urban Development	1,366	7,398	4,853	11,994
Department of the Interior	360	2,524	2,234	4,097
Department of Justice	262	1,572	1,465	2,610
Department of Labor	2,488	15,010	12,644	26,186
Department of State	186	1,168	798	1,967
Department of Transportation	1,532	10,807	8,736	18,325
Department of the Treasury:				
General revenue sharing	1,703	5,119	5,133	6,863
Interest on the public debt	5,764	41,578	33,204	74,700
Other	117	-2,879	-838	-4,618
Environmental Protection Agency	482	3,264	2,649	5,320
National Aeronautics and Space Administration	398	2,766	2,291	5,001
Veterans Administration	2,004	12,601	11,883	20,650
Other independent agencies	2,617	20,116	15,341	31,988
Allowances, undistributed
Undistributed offsetting receipts:				
Federal employer contributions to retirement funds	-418	-2,949	-2,620	-5,918
Interest on certain Government accounts	-179	-6,092	-4,980	-11,690
Rents and royalties on the Outer Continental Shelf lands	-57	-3,250	-1,775	-4,600
Total	51,237	331,658	286,537	568,933
Surplus (+) or deficit (-)	+9,860	-41,884	-32,702	-36,506

See footnotes on page 3.

Source: Bureau of Government Financial Operations, Department of the Treasury.

TABLE III--BUDGET RECEIPTS AND OUTLAYS--Continued (In thousands)

Classification of Receipts	This Month			Current Fiscal Year to Date			Comparable Period Prior Fiscal Year		
	Gross Receipts	Refunds (Deduct)	Net Receipts	Gross Receipts	Refunds (Deduct)	Net Receipts	Gross Receipts	Refunds (Deduct)	Net Receipts
Individual income taxes:									
Withheld.....	\$17,135,594			\$128,403,076			\$110,620,343		
Presidential Election Campaign Fund.....	7,187			23,628			21,652		
Other.....	24,936,813			40,950,554			32,463,419		
Total--Individual income taxes.....	42,079,594	\$10,592,040	\$31,487,554	169,377,257	\$28,608,742	\$140,768,516	143,105,414	\$23,049,024	\$120,056,390
Corporation income taxes.....	10,243,707	1,072,728	9,170,979	40,212,050	5,033,475	35,178,575	39,286,715	3,673,201	35,613,514
Social insurance taxes and contributions:									
Employment taxes and contributions:									
Federal old-age and survivors ins. trust fund:									
Federal Insurance Contributions Act taxes.....	7,123,000		7,123,000	45,680,902		45,680,902	38,774,204		38,774,204
Self-Employment Contributions Act taxes.....	2,630,000		2,630,000	3,538,091		3,538,091	2,951,313		2,951,313
Deposits by States.....	4-18,654		-18,654	4,661,325		4,661,325	3,695,376		3,695,376
Total--FOASI trust fund.....	9,734,346		9,734,346	53,880,317		53,880,317	45,420,894		45,420,894
Federal disability insurance trust fund:									
Federal Insurance Contributions Act taxes.....	1,235,000		1,235,000	7,906,473		7,906,473	6,840,596		6,840,596
Self-Employment Contributions Act taxes.....	456,000		456,000	609,730		609,730	532,072		532,072
Deposits by States.....	15,674		15,674	686,270		686,270	707,545		707,545
Total--FDI trust fund.....	1,706,674		1,706,674	9,202,474		9,202,474	8,080,212		8,080,212
Federal hospital insurance trust fund:									
Federal Insurance Contributions Act taxes.....	1,728,000		1,728,000	11,070,916		11,070,916	9,276,953		9,276,953
Self-Employment Contributions Act taxes.....	459,000		459,000	616,415		616,415	493,388		493,388
Receipts from railroad retirement account.....									
Deposits by States.....	21,944		21,944	960,778		960,778	915,278		915,278
Premiums collected for uninsured individuals.....	887		887	9,362		9,362	9,444		9,444
Total--FHI trust fund.....	2,209,831		2,209,831	12,657,471		12,657,471	10,695,064		10,695,064
Railroad retirement accounts:									
Railroad Retirement Act taxes.....	16,628	33	16,595	1,259,190	91	1,259,098	1,188,801	143	1,188,658
Total--Employment taxes and contributions.....	13,667,479	33	13,667,446	76,999,452	91	76,999,360	65,384,971	143	65,384,828
Unemployment insurance:									
Unemployment trust fund:									
State taxes deposited in Treasury.....	1,271,072		1,271,072	5,046,164		5,046,164	4,823,567		4,823,567
Federal Unemployment Tax Act taxes.....	392,000	17,905	374,095	1,597,000	29,333	1,567,667	1,221,000	27,220	1,193,780
Railroad Unemployment Ins. Act Contributions.....	544		544	99,549		99,549	111,137		111,137
Total--Unemployment trust fund.....	1,663,616	17,905	1,645,710	6,742,712	29,333	6,713,379	6,155,704	27,220	6,128,484
Contributions for other insurance and retirement:									
Federal supplementary medical ins. trust fund:									
Premiums collected for the aged.....	218,830		218,830	1,504,744		1,504,744	1,367,300		1,367,300
Premiums collected for the disabled.....	22,191		22,191	165,094		165,094	152,141		152,141
Total--FSMI trust fund.....	241,021		241,021	1,669,838		1,669,838	1,519,441		1,519,441
Federal employees retirement contributions:									
Civil service retirement and disability fund.....	324,385		324,385	2,082,012		2,082,012	1,942,119		1,942,119
Foreign service retirement and disability fund.....	1,676		1,676	12,184		12,184	11,311		11,311
Other.....	143		143	1,125		1,125	957		957
Total--Federal employees retirement contributions.....	326,205		326,205	2,095,322		2,095,322	1,954,386		1,954,386

See footnotes on page 3.

TABLE III--BUDGET RECEIPTS AND OUTLAYS--Continued (In thousands)

Classification of Receipts--Continued	This Month			Current Fiscal Year to Date			Comparable Period Prior Fiscal Year		
	Gross Receipts	Refunds (Deduct)	Net Receipts	Gross Receipts	Refunds (Deduct)	Net Receipts	Gross Receipts	Refunds (Deduct)	Net Receipts
Social insurance taxes and contributions--Continued									
Contributions for other insurance and retirement--Continued									
Other retirement contributions:									
Civil service retirement and disability fund	\$5,460	\$5,460	\$30,332	\$30,332	\$38,955	\$38,955
Total--Contributions for other insurance and retirement	572,686	572,686	3,795,491	3,795,491	3,512,782	3,512,782
Total--Social insurance taxes and contributions	15,903,781	\$17,938	15,885,843	87,537,655	\$29,425	87,508,231	75,053,457	\$27,363	75,026,093
Excise taxes:									
Miscellaneous excise taxes ⁵	1,562,501	-50,637	1,613,138	6,266,521	88,352	6,178,169	5,857,851	94,737	5,763,114
Airport and airway trust fund	140,048	150	139,898	1,012,734	1,888	1,010,846	851,905	1,142	850,763
Highway trust fund	591,500	85,800	505,700	4,014,009	125,198	3,888,811	4,241,912	118,989	4,122,924
Black lung disability trust fund	10,701	10,701	164,205	164,205	125,966	125,966
Total--Excise taxes	2,304,750	35,313	2,269,436	11,457,468	215,438	11,242,031	11,077,634	214,868	10,862,766
Estate and gift taxes	470,693	12,087	458,606	3,491,662	54,970	3,436,692	3,068,166	61,621	3,006,545
Customs duties	579,840	20,951	558,888	4,270,246	150,358	4,119,888	4,365,312	103,586	4,261,726
Miscellaneous receipts:									
Deposits of earnings by Federal Reserve Banks	1,180,320	1,180,320	6,892,996	6,892,996	4,481,546	4,481,546
All other	106,651	21,727	84,924	660,117	33,225	626,892	527,505	1,457	526,048
Total--Miscellaneous receipts	1,286,971	21,727	1,265,244	7,553,113	33,225	7,519,888	5,009,050	1,457	5,007,594
Total--Budget receipts	72,869,336	11,772,786	61,096,550	323,899,451	34,125,632	289,773,820	280,965,748	27,131,121	253,834,627

Note: Throughout this statement, details may not add to totals due to rounding.

FOOTNOTES

¹The Joint Treasury-Office of Management and Budget Press Statement released with the September 1979 Monthly Treasury Statement adjusted this total to include administrative expenses and interest receipts of the Exchange Stabilization Fund. The total in the press release is \$27.7 billion for the deficit.

²Based on the FY 1981 Budget Revisions, March 1980 released on March 31, 1980.

³Effective May 5, 1980 the Department of Health, Education, and Welfare (HEW) was split into the Department of Education and the Department of Health and Human Services. The budget estimates for the two new Departments are \$12,884 million and \$193,444 million respectively.

⁴Includes \$15,674 thousand distributed to the Federal Disability Insurance Trust Fund and \$21,944 thousand distributed to the Federal Hospital Insurance Trust Fund.

⁵Includes amounts received for windfall profit tax beginning in April 1980 pursuant to P.L. 96-223.

⁶Includes adjustment to prior month reporting.

⁷Current month transactions for maintenance of value adjustments and net gain (-)/loss for U.S. currency valuation adjustment include correction of agency reporting error in March 1980.

⁸Postal Service reporting is on a full calendar month basis and is partially estimated. Data from April 19 to April 30 is derived from the Postal Service consolidated accelerated reporting system.

*Less than \$500.00
**Less than \$500,000.00

TABLE III--BUDGET RECEIPTS AND OUTLAYS--Continued (In thousands)

Classification of OUTLAYS	This Month			Current Fiscal Year			Comparable Period Prior Fiscal Year		
	Outlays	Applicable Receipts	Net Outlays	Outlays	Applicable Receipts	Net Outlays	Outlays	Applicable Receipts	Net Outlays
Legislative Branch:									
Senate	\$15,609	\$15,609	\$106,073	\$106,073	\$96,593	\$96,593
House of Representatives	26,990	\$7	26,983	187,454	\$57	187,396	171,312	\$49	171,263
Joint Items	15,247	15,247	48,661	48,661	26,722	26,722
Congressional Budget Office.....	1,117	1,117	7,081	7,081	5,652	5,652
Architect of the Capitol.....	8,338	8,338	51,257	51,257	55,414	55,414
Library of Congress.....	20,816	20,816	114,080	114,080	90,341	90,341
Government Printing Office:									
Revolving fund (net)	-8,182	-8,182	-26,085	-26,085	2,278	2,278
General and Special fund appropriations	9,629	9,629	80,326	80,326	64,106	64,106
General Accounting Office.....	21,224	21,224	114,187	114,187	103,822	103,822
United States Tax Court.....	1,090	1,090	6,079	6,079	5,566	5,566
Other Legislative Branch Agencies.....	2,344	2,344	16,054	16,054	7,679	7,679
Proprietary receipts from the public.....	888	-888	5,808	-5,808	7,055	-7,055
Intrabudgetary transactions	-490	-490	-551	-551
Total--Legislative Branch	114,223	895	113,328	704,679	5,866	698,813	628,934	7,104	621,830
The Judiciary:									
Supreme Court of the United States.....	773	773	6,185	6,185	5,408	5,408
Courts of Appeals, District Courts, and other Judicial Services.....	37,264	37,264	292,835	292,835	267,501	267,501
Other	1,469	1,469	18,606	18,606	15,535	15,535
Proprietary receipts from the public.....	192	-192	1,338	-1,338	983	-983
Total--The Judiciary	39,506	192	39,314	317,626	1,338	316,288	288,444	983	287,461
Executive Office of the President:									
Compensation of the President and the White House Office.....	1,870	1,870	11,855	11,855	9,237	9,237
Office of Management and Budget	3,940	3	3,937	21,135	7	21,128	19,126	124	19,001
Other	1,404	-8	1,412	23,227	-8	23,235	19,255	19,255
Total--Executive Office of the President	7,213	-5	7,219	56,217	-1	56,218	47,617	124	47,493
Funds Appropriated to the President:									
Appalachian Regional Development Programs	19,335	(*)	19,335	190,536	21	190,516	170,035	3	170,032
Disaster relief	18,021	18,021	267,363	267,363	139,713	139,713
Foreign Assistance:									
International Security Assistance:									
Military assistance.....	21,310	21,310	125,666	125,666	48,692	48,692
Foreign military credit sales.....	35,032	35,032	541,288	541,288	281,613	281,613
Assistance for Relocation of Facilities in Israel.....	19,368	19,368	211,617	211,617
Economic supporting assistance	87,587	87,587	1,297,558	1,297,558	1,237,018	1,237,018
Advances, foreign military sales	588,316	588,316	4,311,088	4,311,088	4,220,900	4,220,900
Other	6,182	6,182	26,390	26,390	30,377	30,377
Proprietary receipts from the public:									
Advances, foreign military sales.....	726,113	-726,113	3,288,705	-3,288,705	5,144,262	-5,144,262
Other	55,702	-55,702	234,286	-234,286	181,851	-181,851
Total--International Security Assistance	757,795	781,815	-24,020	6,513,607	3,522,991	2,990,616	5,818,600	5,326,113	492,487

See footnotes on page 3.

TABLE III--BUDGET RECEIPTS AND OUTLAYS--Continued (In thousands)

Classification of OUTLAYS--Continued	This Month			Current Fiscal Year to Date			Comparable Period Prior Fiscal Year		
	Outlays	Applicable Receipts	Net Outlays	Outlays	Applicable Receipts	Net Outlays	Outlays	Applicable Receipts	Net Outlays
Funds Appropriated to the President--Continued									
Foreign Assistance--Continued									
International Development Assistance:									
Multilateral Assistance:									
Contributions to International Financial Institutions:									
International development association.....	\$120,729	\$120,729	\$340,729	\$340,729	\$303,346	\$303,346
Inter-American development bank	11,020	11,020	102,126	102,126	108,693	108,693
Other.....	14,771	14,771	40,512	40,512
International organizations and programs.....	36,197	36,197	147,646	147,646	117,613	117,613
Bilateral Assistance:									
Public enterprise funds:									
Overseas Private Investment Corporation	208	\$2,971	-2,763	-5,861	\$40,140	-46,001	6,271	\$39,653	-33,382
Inter-American Foundation	1,573	(*)	1,573	8,036	2,361	5,675	4,919	95	4,824
Other.....	29,770	542	29,229	55,874	7,290	48,584	49,266	9,752	39,515
Functional development assistance program	38,370	38,370	478,407	478,407	466,368	466,368
Payment to Foreign Service retirement and disability fund	24,820	24,820
Operating expenses of the Agency for International Development	24,661	24,661	159,355	159,355	128,981	128,981
Other.....	10,608	10,608	74,603	74,603	59,528	59,528
Proprietary receipts from the public.....	41,599	-41,599	342,012	-342,012	320,208	-320,208
Total--Bilateral Assistance.....	105,191	45,112	60,079	770,415	391,803	378,612	740,154	369,707	370,446
Total--International Development Assistance	273,136	45,112	228,024	1,375,686	391,803	983,883	1,310,318	369,707	940,610
International Narcotics Control Assistance	3,329	3,329	16,067	16,067	26,890	26,890
President's foreign assistance contingency fund.....	1	1	27	27	93	93
Total--Foreign Assistance.....	1,034,261	826,927	207,334	7,905,388	3,914,794	3,990,593	7,155,901	5,695,820	1,460,080
Peace Corps	8,393	29	8,364	57,721	148	57,573	55,067	-73	55,140
Petroleum Reserves	932	932	3,179	-742,680	745,859	20,270	145,567	-125,297
Other.....	211	211	528	528	40,328	40,328
Total--Funds Appropriated to the President	1,081,153	826,956	254,197	8,424,714	3,172,283	5,252,431	7,581,314	5,841,318	1,739,996
Department of Agriculture:									
Departmental Administration	1,043	1,043	13,232	13,232	8,686	8,686
Office of the Inspector General.....	2,583	2,583	19,886	19,886	19,185	19,185
Science and Education Administration:									
Agricultural Research.....	30,713	30,713	208,307	208,307	208,655	208,655
Cooperative Research.....	11,242	11,242	90,246	90,246	82,256	82,256
Extension activities.....	21,915	21,915	160,257	160,257	147,905	147,905
Other.....	2,234	2,234	8,953	8,953	4,832	4,832
Economics, statistics, and cooperatives service.....	6,795	6,795	46,002	46,002	47,553	47,553
Foreign Agricultural Service.....	4,119	4,119	31,002	31,002	29,700	29,700
Foreign Assistance Programs.....	171,493	171,493	464,776	464,776	392,150	392,150

See footnotes on page 3.

TABLE III--BUDGET RECEIPTS AND OUTLAYS--Continued (In thousands)

Classification of OUTLAYS--Continued	This Month			Current Fiscal Year to Date			Comparable Period Prior Fiscal Year		
	Outlays	Applicable Receipts	Net Outlays	Outlays	Applicable Receipts	Net Outlays	Outlays	Applicable Receipts	Net Outlays
Department of Agriculture--Continued									
Agricultural Stabilization and Conservation Service:									
Salaries and expenses.....	\$7,008	\$7,008	\$86,464	\$86,464	\$117,547	\$117,547
Agricultural conservation program.....	1,877	1,877	77,829	77,829	144,251	144,251
Other.....	1,231	1,231	24,813	24,813	25,815	25,815
Federal Crop Insurance Corporation.....	3,084	\$5,026	-1,942	57,795	\$70,922	-13,127	48,130	\$70,114	-21,984
Commodity Credit Corporation:									
Price support and related programs.....	855,238	585,585	269,653	7,451,819	3,853,261	3,598,558	8,391,961	2,973,704	5,418,257
Intragovernmental fund.....
National Wool Act program.....	26,575	26,575	27,492	27,492	34,279	34,279
Total--Commodity Credit Corporation.....	881,813	585,585	296,227	7,479,311	3,853,261	3,626,050	8,426,240	2,973,704	5,452,537
Rural Electrification Administration.....	1,924	1,924	14,872	14,872	14,317	14,317
Farmers Home Administration:									
Public enterprise funds:									
Self-help housing land development fund.....	8	-8	1,621	359	1,262	227	275	-48
Rural housing insurance fund.....	504,738	392,475	112,263	4,846,186	3,430,236	1,415,951	3,143,006	2,689,809	453,197
Agricultural credit insurance fund.....	1,317,547	1,594,082	-276,535	5,816,585	5,862,042	-45,456	5,394,092	4,216,586	1,177,507
Rural development insurance fund.....	158,228	210,377	-52,149	1,137,508	1,057,273	80,235	864,395	716,875	147,520
Rural water and waste disposal grants.....	21,892	21,892	181,284	181,284	144,840	144,840
Salaries and expenses.....	42,797	42,797	143,533	143,533	129,979	129,979
Other.....	4,610	4,610	33,266	33,266	26,886	26,886
Total--Farmers Home Administration.....	2,049,812	2,196,942	-147,130	12,159,983	10,349,909	1,810,074	9,703,425	7,623,544	2,079,881
Soil Conservation Service:									
Conservation operations.....	24,974	24,974	164,820	164,820	155,245	155,245
Watershed and flood prevention operations.....	12,452	12,452	120,470	120,470	117,829	117,829
Other.....	5,281	5,281	44,485	44,485	45,145	45,145
Animal and Plant Health Inspection Service.....	19,449	19,449	142,467	142,467	134,180	134,180
Federal Grain Inspection Service.....	4,742	2,624	2,118	32,122	18,895	13,227	9,799	1	9,798
Agricultural Marketing Service.....	7,589	2,300	5,289	52,054	17,025	35,029	43,710	14,855	28,855
Food Safety and Quality Service:									
Salaries and expenses.....	22,632	22,632	184,079	184,079	170,529	170,529
Funds for strengthening markets, income, and supply.....	14,338	14,338	350,151	350,151	181,086	181,086
Expenses and refunds, inspection and grading of farm products.....	4,149	4,149	30,183	30,183	26,595	26,595
Food and Nutrition Service:									
Food program administration.....	6,598	6,598	47,092	47,092	41,651	41,651
Food stamp program.....	832,875	832,875	5,175,896	5,175,896	3,798,865	3,798,865
Special milk program.....	16,197	16,197	109,888	109,888	89,940	89,940
Child nutrition programs.....	338,418	338,418	2,187,840	2,187,840	1,904,214	1,904,214
Special supplemental food programs (WIC).....	58,882	58,882	381,675	381,675	296,761	296,761
Food donations program.....	8,879	8,879	52,971	52,971	22,583	22,583
Total--Food and Nutrition Service.....	1,261,848	1,261,848	7,955,362	7,955,362	6,154,013	6,154,013

TABLE III--BUDGET RECEIPTS AND OUTLAYS--Continued (In thousands)

Classification of OUTLAYS--Continued	This Month			Current Fiscal Year to Date			Comparable Period Prior Fiscal Year		
	Outlays	Applicable Receipts	Net Outlays	Outlays	Applicable Receipts	Net Outlays	Outlays	Applicable Receipts	Net Outlays
Department of Agriculture--Continued									
Forest Service:									
Forest management, protection and utilization.....	\$68,805	\$68,805	\$570,086	\$570,086	\$547,809	\$547,809
Construction and land acquisition.....	18,979	18,979	92,477	92,477	63,477	63,477
Forest roads and trails.....	1,881	1,881	75,388	75,388	75,406	75,406
Forest Service permanent appropriations.....	16,277	16,277	314,729	314,729	332,823	332,823
Cooperative work.....	7,646	7,646	50,459	50,459	-15,068	-15,068
Other.....	4,436	4,436	21,808	21,808	23,312	23,312
Total--Forest Service.....	118,024	118,024	1,124,948	1,124,948	1,027,759	1,027,759
Other.....	1,344	1,344	12,884	12,884	15,424	15,424
Proprietary receipts from the public.....	-\$1,770	1,770	\$840,112	-840,112	\$768,991	-768,991
Intrabudgetary transactions.....	-4,562	-4,562	-83,173	-83,173	-53,042	-53,042
Total--Department of Agriculture.....	4,691,149	2,790,707	1,900,442	31,074,579	15,150,124	15,924,456	27,448,921	11,451,208	15,997,713
Department of Commerce:									
General Administration:									
General Administration.....	5,430	5,430	23,898	23,898	18,075	18,075
Bureau of the Census.....	87,639	87,639	284,457	284,457	79,150	79,150
Economic and Statistical Analysis.....	2,086	2,086	11,480	11,480	9,094	9,094
Economic Development Assistance:									
Economic Development Administration:									
Economic development assistance programs.....	48,394	48,394	326,040	326,040	256,977	256,977
Local public works program.....	39,109	39,109	307,178	307,178	1,317,570	1,317,570
Other.....	6,502	5,962	541	70,765	40,246	30,519	61,511	34,803	26,708
Regional Development Program.....	15,865	15,865	67,363	67,363	67,466	67,466
Total--Economic Development Assistance.....	109,870	5,962	103,909	771,346	40,246	731,099	1,703,523	34,803	1,668,720
Promotion of Industry and Commerce.....	18,463	18,463	92,653	92,653	83,335	83,335
Science and Technology:									
National Oceanic and Atmospheric Administration....	77,640	120	77,520	467,937	1,589	466,348	415,979	1,155	414,824
Patent and Trademark Office.....	12,190	12,190	62,581	62,581	56,482	56,482
Science and Technical Research.....	14,534	14,534	84,170	84,170	62,275	62,275
National Telecommunications and Information Administration.....	3,594	3,594	20,625	20,625	11,228	11,228
Total--Science and Technology.....	107,959	120	107,839	635,313	1,589	633,724	545,963	1,155	544,809
Maritime Administration:									
Public enterprise funds.....	1,161	2,464	-1,302	7,476	34,884	-27,408	25,580	42,520	-16,941
Ship construction.....	23,823	23,823	166,415	166,415	101,566	101,566
Operating-differential subsidies.....	24,263	24,263	196,734	196,734	171,714	171,714
Other.....	11,773	11,773	46,684	46,684	38,949	38,949
Proprietary receipts from the public.....	9,226	-9,226	43,354	-43,354	31,468	-31,468
Intrabudgetary transactions.....	-10,232	-10,232	-31,599	-31,599	-30,590	-30,590
Total--Department of Commerce.....	382,235	17,772	364,463	2,204,856	120,073	2,084,783	2,746,358	109,946	2,636,412

TABLE III--BUDGET RECEIPTS AND OUTLAYS--Continued (In thousands)

Classification of OUTLAYS--Continued	This Month			Current Fiscal Year to Date			Comparable Period Prior Fiscal Year		
	Outlays	Applicable Receipts	Net Outlays	Outlays	Applicable Receipts	Net Outlays	Outlays	Applicable Receipts	Net Outlays
Department of Defense--Military:									
Military Personnel:									
Department of the Army	\$981,657	\$981,657	\$6,746,347	\$6,746,347	\$6,197,467	\$6,197,467
Department of the Navy	800,736	800,736	5,674,246	5,674,246	5,252,733	5,252,733
Department of the Air Force	733,014	733,014	5,200,740	5,200,740	4,823,859	4,823,859
Total--Military Personnel	2,515,407	2,515,407	17,621,332	17,621,332	16,274,059	16,274,059
Retired Military Personnel	1,010,704	1,010,704	6,747,261	6,747,261	5,853,243	5,853,243
Operation and Maintenance:									
Department of the Army	1,019,427	1,019,427	6,757,953	6,757,953	5,846,556	5,846,556
Department of the Navy	1,579,388	1,579,388	8,445,175	8,445,175	6,935,020	6,935,020
Department of the Air Force	1,274,189	1,274,189	7,701,602	7,701,602	6,066,865	6,066,865
Defense agencies	280,065	280,065	2,099,273	2,099,273	1,906,945	1,906,945
Total--Operation and Maintenance	4,153,069	4,153,069	25,004,004	25,004,004	20,755,386	20,755,386
Procurement:									
Department of the Army	529,107	529,107	3,224,702	3,224,702	2,654,862	2,654,862
Department of the Navy	1,052,676	1,052,676	7,008,517	7,008,517	6,535,011	6,535,011
Department of the Air Force	851,731	851,731	6,482,464	6,482,464	4,806,039	4,806,039
Defense agencies	25,520	25,520	162,542	162,542	133,896	133,896
Total--Procurement	2,459,034	2,459,034	16,878,224	16,878,224	14,129,807	14,129,807
Research, Development, Test, and Evaluation:									
Department of the Army	225,473	225,473	1,536,704	1,536,704	1,407,606	1,407,606
Department of the Navy	437,043	437,043	2,393,054	2,393,054	2,120,397	2,120,397
Department of the Air Force	388,827	388,827	2,700,617	2,700,617	2,389,017	2,389,017
Defense agencies	100,476	100,476	542,412	542,412	449,574	449,574
Total--Research, Development, Test, and Evaluation	1,151,819	1,151,819	7,172,787	7,172,787	6,366,594	6,366,594
Military Construction:									
Department of the Army	90,443	90,443	482,545	482,545	391,162	391,162
Department of the Navy	54,188	54,188	454,085	454,085	392,463	392,463
Department of the Air Force	47,054	47,054	401,231	401,231	328,907	328,907
Defense agencies	579	579	-26	-26	12,154	12,154
Total--Military Construction	192,265	192,265	1,337,835	1,337,835	1,124,686	1,124,686
Family Housing	128,994	\$30	128,964	916,286	\$384	915,902	834,050	\$2,316	831,734
Revolving and Management Funds:									
Public Enterprise Funds	159	345	-186	922	978	-56	825	1,461	-636
Intragovernmental Funds:									
Department of the Army	43,653	43,653	194,853	194,853	96,299	96,299
Department of the Navy	-235,252	-235,252	103,503	103,503	237,391	237,391
Department of the Air Force	-64,598	-64,598	-134,311	-134,311	-78,646	-78,646
Defense agencies	20,680	20,680	304,286	304,286	-130,262	-130,262
Other	17,971	14,513	3,458	129,141	114,705	14,436	119,717	116,196	3,521
Proprietary receipts from the public	27,634	-27,634	374,432	-374,432	274,866	-274,866
Intrabudgetary transactions	5,106	5,106	13,220	13,220	1,007	1,007
Total--Department of Defense--Military	11,399,009	42,521	11,356,488	76,289,342	490,499	75,798,843	65,584,156	394,839	65,189,317

TABLE III--BUDGET RECEIPTS AND OUTLAYS--Continued (In thousands)

Classification of OUTLAYS--Continued	This Month			Current Fiscal Year to Date			Comparable Period Prior Fiscal Year		
	Outlays	Applicable Receipts	Net Outlays	Outlays	Applicable Receipts	Net Outlays	Outlays	Applicable Receipts	Net Outlays
Department of Defense--Civil									
Corps of Engineers:									
General Investigations.....	\$11,609	\$11,609	\$77,536	\$77,536	\$65,876	\$65,876
Construction, general.....	247,504	247,504	906,413	906,413	827,743	827,743
Operations and maintenance, general.....	65,666	-65,666	465,494	465,494	416,718	416,718
Flood control.....	32,831	32,831	233,824	233,824	130,844	130,844
Other.....	12,832	12,832	128,124	128,124	107,735	107,735
Proprietary receipts from the public.....	\$997	-997	\$26,742	-26,742	\$27,715	-27,715
Total--Corps of Engineers.....	239,111	997	238,114	1,811,390	26,742	1,784,649	1,548,915	27,715	1,521,200
The Panama Canal.....	70,572	70,572	225,099	242,902	-17,803
Other.....	1,633	35	1,598	14,773	198	14,575	13,986	179	13,806
Proprietary receipts from the public.....	353	-353	2,264	-2,264	1,906	-1,906
Total--Department of Defense--Civil.....	240,744	1,385	239,359	1,896,735	29,204	1,867,531	1,788,000	272,703	1,515,297
Department of Energy:									
Atomic Energy Defense Activities--operating expenses .	181,822	181,822	1,342,896	1,342,896	2,165	2,165
Atomic Energy Defense Activities--Plant and capital equipment.....	42,448	42,448	243,266	243,266	316,490	316,490
Energy Programs:									
General Science and Research.....	38,957	38,957	253,794	253,794	36	36
Energy Supply, R and D--operating expenses.....	231,211	231,211	1,396,435	1,396,435	3,074,852	3,074,852
Energy Supply, R and D--plant and capital equipment .	27,589	27,589	220,120	220,120
Uranium enrichment.....	59,131	59,131	73,184	73,184
Fossil Fuel.....	64,500	64,500	425,408	425,408	360,405	360,405
Energy Production, demonstration and distribution...	12,735	12,735	95,657	95,657	84,561	84,561
Energy Conservation.....	61,427	61,427	277,732	277,732	102,218	102,218
Strategic Petroleum Reserve.....	24,580	24,580	206,312	206,312	493,043	493,043
Other.....	23,066	23,066	130,236	130,236	103,865	103,865
Total--Energy Programs.....	543,195	543,195	3,078,879	3,078,879	4,218,980	4,218,980
Power Marketing Administration.....	45,299	71,915	-26,616	305,052	266,726	38,326	194,023	165,602	28,421
Departmental Administration.....	2,905	2,905	149,682	149,682	145,741	145,741
Proprietary receipts from the public.....	104,286	-104,286	1,759,941	-1,759,941	350,394	-350,394
Total--Department of Energy.....	815,670	176,201	639,468	5,119,776	2,026,667	3,093,109	4,877,398	515,996	4,361,402

See footnotes on page 3.

TABLE III--BUDGET RECEIPTS AND OUTLAYS--Continued (In thousands)

Classification of OUTLAYS--Continued	This Month			Current Fiscal Year to Date			Comparable Period Prior Fiscal Year		
	Outlays	Applicable Receipts	Net Outlays	Outlays	Applicable Receipts	Net Outlays	Outlays	Applicable Receipts	Net Outlays
Department of Health, Education, and Welfare:									
Public Health Service:									
Food and Drug Administration	\$34,307	\$553	\$33,754	\$194,449	\$3,809	\$190,640	\$178,930	\$4,216	\$174,715
Health Services Administration:									
Health services.....	87,770	87,770	725,454	725,454	639,989	639,989
Indian health services and facilities.....	58,245	58,245	364,910	364,910	319,007	319,007
Center for Disease Control	34,086	34,086	159,145	159,145	126,124	126,124
National Institutes of Health:									
Intragovernmental funds.....	→ 2,446	2,446	-2,421	-2,421	-31,835	-31,835
Cancer Research	62,549	62,549	475,057	475,057	449,905	449,905
Heart, Lung, and Blood Research	42,917	42,917	288,937	288,937	270,824	270,824
Arthritis, Metabolism, and Digestive Diseases	27,807	27,807	169,782	169,782	137,029	137,029
Neurological and Communicative Disorders and Stroke.....	16,342	16,342	108,225	108,225	102,081	102,081
Allergy and Infectious Diseases	15,931	15,931	89,940	89,940	97,471	97,471
General Medical Sciences.....	69,806	69,806	163,842	163,842	145,915	145,915
Child Health and Human Development	15,420	15,420	92,344	92,344	103,475	103,475
Other research institutes.....	28,128	28,128	175,666	175,666	146,865	146,865
Research resources.....	17,545	17,545	93,959	93,959	96,525	96,525
Other.....	9,900	9,900	69,919	69,919	74,136	74,136
Total--National Institutes of Health.....	308,790	308,790	1,725,249	1,725,249	1,592,392	1,592,392
Alcohol, Drug Abuse, and Mental Health Administration	103,724	103,724	741,372	741,372	699,875	699,875
Health Resources Administration:									
Public enterprise funds.....	3,480	886	2,594	23,031	6,958	16,073	29,810	7,093	22,716
Health resources	37,227	37,227	344,718	344,718	339,200	339,200
Office of Assistant Secretary for Health.....	22,456	22,456	113,319	113,319	100,266	100,266
Total--Public Health Service.....	690,084	1,439	688,644	4,391,648	10,767	4,380,881	4,025,594	11,309	4,014,284
Health Care Financing Administration:									
Intragovernmental funds.....	→ -314	-314	1,048	1,048	-319	-319
Grants to States for Medicaid	1,227,000	1,227,000	8,115,279	8,115,279	6,985,897	6,985,897
Payments to health care trust funds.....	557,941	557,941	4,661,091	4,661,091	4,902,072	4,902,072
Program management	33,248	33,248	64,071	64,071	69,948	69,948
Federal hospital insurance trust fund:									
Benefit payments	2,077,465	2,077,465	13,400,538	13,400,538	11,265,825	11,265,825
Administrative expenses and construction	52,030	52,030	288,135	288,135	259,996	259,996
Total--FHI trust fund	2,129,495	2,129,495	13,688,673	13,688,673	11,525,821	11,525,821
Federal supplementary medical ins. trust fund:									
Benefit payments	850,942	850,942	5,649,030	5,649,030	4,681,573	4,681,573
Administrative expenses and construction	51,458	51,458	353,221	353,221	313,906	313,906
Total--FSMI trust fund.....	902,400	902,400	6,002,251	6,002,251	4,995,479	4,995,479
Total--Health Care Financing Administration.....	4,849,769	4,849,769	32,532,413	32,532,413	28,478,898	28,478,898

TABLE III--BUDGET RECEIPTS AND OUTLAYS--Continued (In thousands)

Classification of OUTLAYS--Continued	This Month			Current Fiscal Year to Date			Comparable Period Prior Fiscal Year		
	Outlays	Applicable Receipts	Net Outlays	Outlays	Applicable Receipts	Net Outlays	Outlays	Applicable Receipts	Net Outlays
Department of Health, Education, and Welfare--Continued									
Education Division:									
Office of Education:									
Public enterprise funds:									
Student loan insurance fund	\$265,084	\$4,003	\$261,081	\$914,353	\$35,490	\$878,863	\$536,176	\$24,856	\$511,321
Other	73	2,274	-2,201	3,688	19,013	-15,325	4,640	18,971	-14,332
Elementary and secondary education	600,240	600,240	2,403,504	2,403,504	1,888,238	1,888,238
Indian education	13,046	13,046	48,746	48,746	32,237	32,237
School assistance in federally affected areas	90,389	90,389	393,763	393,763	612,097	612,097
Emergency school aid	19,701	19,701	182,750	182,750	187,392	187,392
Education for the handicapped	82,670	82,670	426,074	426,074	288,671	288,671
Occupational, vocational, and adult education	64,924	64,924	475,323	475,323	437,991	437,991
Student assistance	134,664	134,664	2,031,653	2,031,653	1,792,151	1,792,151
Higher and continuing education	37,805	37,805	247,355	247,355	252,748	252,748
Library resources	35,753	35,753	136,153	136,153	130,336	130,336
Salaries and expenses	15,248	15,248	83,411	83,411	85,684	85,684
Other	9,616	9,616	54,233	54,233	57,687	57,687
Total--Office of Education	1,369,211	6,276	1,362,935	7,401,006	54,503	7,346,503	6,306,028	43,827	6,262,201
National Institute of Education	7,206	7,206	48,199	48,199	41,670	41,670
Office of the Assistant Secretary for Education	2,904	2,904	17,441	17,441	16,447	16,447
Total--Education Division	1,379,322	6,276	1,373,045	7,466,646	54,503	7,412,143	6,364,145	43,827	6,320,318
Social Security Administration:									
Payments to social security trust funds	674,984	674,984	756,853	756,853
Special benefits for disabled coal miners	87,096	87,096	604,266	604,266	579,841	579,841
Supplemental security income program	544,464	544,464	3,637,169	3,637,169	2,960,115	2,960,115
Assistance payments program	601,348	601,348	4,174,184	4,174,184	3,826,067	3,826,067
Refugee assistance	58,375	58,375	205,224	205,224	55,805	55,805
Other	38	38	64	64	11	11
Federal old-age and survivors insurance trust fund:									
Benefit payments	8,111,785	8,111,785	56,349,661	56,349,661	49,644,732	49,644,732
Administrative expenses and construction	133,120	133,120	680,532	680,532	642,555	642,555
Payment to railroad retirement account
Vocational rehabilitation services	2,053	2,053	7,682	7,682	12,117	12,117
Total--FOASI trust fund	8,246,957	8,246,957	57,037,875	57,037,875	50,299,404	50,299,404
Federal disability insurance trust fund:									
Benefit payments	1,199,389	1,199,389	8,384,736	8,384,736	7,652,271	7,652,271
Administrative expenses and construction	41,584	41,584	189,714	189,714	216,155	216,155
Payment to railroad retirement account
Vocational rehabilitation services	5,947	5,947	48,318	48,318	43,883	43,883
Total--FDI trust fund	1,246,920	1,246,920	8,622,768	8,622,768	7,912,309	7,912,309
Total--Social Security Administration	10,785,198	10,785,198	74,956,534	74,956,534	66,390,405	66,390,405

TABLE III--BUDGET RECEIPTS AND OUTLAYS--Continued (In thousands)

Classification of OUTLAYS--Continued	This Month			Current Fiscal Year to Date			Comparable Period Prior Fiscal Year		
	Outlays	Applicable Receipts	Net Outlays	Outlays	Applicable Receipts	Net Outlays	Outlays	Applicable Receipts	Net Outlays
Department of Health, Education, and Welfare--Continued									
Special Institutions.....	\$19,812	\$19,812	\$122,990	\$122,990	\$101,611	\$101,611
Human Development Services:									
Grants to states for social services	215,503	215,503	1,853,563	1,853,563	1,802,970	1,802,970
Human development services	228,611	228,611	1,478,946	1,478,946	1,334,666	1,334,666
Work incentives	37,771	37,771	234,627	234,627	221,133	221,133
Research and training activities overseas	107	107	607	607	857	857
Total--Human Development Services	481,993	481,993	3,567,743	3,567,743	3,359,626	3,359,626
Departmental Management	59,456	59,456	193,941	193,941	129,892	129,892
Proprietary receipts from the public.....	\$2,058	-2,058	\$19,104	-19,104	\$44,949	-44,949
Intrabudgetary transactions:									
Payments for health insurance for the aged:									
Federal hospital insurance trust fund	-730,156	-730,156	-733,849	-733,849
Federal supplementary medical insurance trust fund.....	-557,941	-557,941	-3,789,935	-3,789,935	-3,994,888	-3,994,888
Payments for military service credits and special benefits for the aged:									
Federal old-age and survivors insurance trust fund.....	-60	-60	-557,217	-557,217	-615,190	-615,190
Federal disability insurance trust fund.....	-117,827	-117,827	-141,663	-141,663
Federal hospital insurance trust fund	-141,000	-141,000	-141,000	-141,000
Receipts transferred to railroad retirement account
Interest on reimbursement of administrative and vocational rehabilitation expenses:									
Federal old-age and survivors insurance trust fund.....	-932	-932	-435	-435
Federal disability insurance trust fund.....	-1,380	-1,380	-1,431	-1,431
Federal hospital insurance trust fund	972	972	884	884
Federal supplementary medical insurance trust fund.....	1,295	1,295	-431	-431
Other.....
Total--Department of Health, Education, and Welfare.....	17,707,633	9,773	17,697,860	117,895,734	84,375	117,811,359	103,222,168	100,085	103,122,082
Department of Housing and Urban Development:									
Housing Programs:									
Public enterprise funds:									
Federal Housing Administration fund	97,505	120,014	-22,509	894,725	837,570	57,155	913,852	745,956	167,896
Housing for the elderly or handicapped fund.....	95,986	5,261	90,725	464,475	37,831	426,645	257,540	19,238	238,302
Low-rent housing--loans and other expenses.....	288,027	18,874	269,153	1,189,799	875,595	314,204	167,219	143,994	23,225
College housing--loans and other expenses	4,957	35,534	-30,577	84,700	120,628	-35,929	69,840	119,981	-50,141
Other.....	1,223	5,075	-3,853	11,878	31,943	-20,065	85,016	30,134	54,882
Rent supplement payments.....	21,776	21,776	158,978	158,978	143,023	143,023
Homeownership assistance.....	8,397	8,397	60,710	60,710	57,383	57,383
Rental housing assistance.....	55,628	55,628	396,800	396,800	353,355	353,355
Low-rent public housing	316,008	316,008	1,905,933	1,905,933	1,429,688	1,429,688
College housing grants	1,936	1,936	14,372	14,372	12,230	12,230
Payments for operation of low income housing projects	68,884	68,884	460,311	460,311	345,019	345,019
Other.....	3,274	3,274	14,618	14,618	14,040	14,040
Total--Housing Programs	963,600	184,758	778,842	5,657,300	1,903,567	3,753,733	3,848,206	1,059,303	2,788,903

TABLE III--BUDGET RECEIPTS AND OUTLAYS--Continued (In thousands)

Classification of OUTLAYS--Continued	This Month			Current Fiscal Year to Date			Comparable Period Prior Fiscal Year		
	Outlays	Applicable Receipts	Net Outlays	Outlays	Applicable Receipts	Net Outlays	Outlays	Applicable Receipts	Net Outlays
Department of Housing and Urban Development--Continued									
Government National Mortgage Association:									
Special assistance functions fund	\$116,155	\$30,143	\$86,011	\$610,086	\$298,329	\$311,758	\$367,754	\$356,757	\$10,997
Emergency mortgage purchase assistance	165,350	44,254	121,096	1,016,203	368,030	648,173	837,974	882,146	-44,172
Management and liquidating functions fund	4,878	6,212	-1,334	41,656	47,339	-5,682	46,451	55,405	-8,954
Guarantees of mortgage-backed securities	-542	5,254	-5,796	10,191	50,654	-40,462	6,762	35,747	-28,985
Participation sales fund	12,078	12,078	-7,639	-7,639	-1,074	-1,074
Total--Government National Mortgage Association .	297,919	85,864	212,055	1,670,498	764,351	906,147	1,257,867	1,330,054	-72,187
Community Planning and Development:									
Public enterprise fund:									
Rehabilitation loan fund	20,133	4,142	15,990	121,448	27,568	93,880	61,730	27,828	33,902
Urban renewal programs	21,806	11,326	10,480	279,336	144,423	134,912	235,537	72,758	162,779
Community development grants	293,079	293,079	2,146,346	2,146,346	1,684,049	1,684,049
Urban development action grants	15,474	15,474	105,815	105,815	14,858	14,858
Comprehensive planning grants	5,040	5,040	33,250	33,250	38,039	38,039
Other	460	460	1,370	1,370	8,885	8,885
Total--Community Planning and Development	355,991	15,468	340,523	2,687,564	171,991	2,515,573	2,043,099	100,587	1,942,512
New Community Development Corporation	1,130	85	1,045	32,178	2,726	29,452	18,763	442	18,321
Management and Administration	28,971	28,971	162,181	162,181	137,973	137,973
Other	4,827	4,827	38,545	38,545	38,406	38,406
Proprietary receipts from the public	337	-337	7,756	-7,756	1,279	-1,279
Total--Department of Housing and Urban Develop- ment	1,652,437	286,512	1,365,926	10,248,266	2,850,391	7,397,875	7,344,313	2,491,665	4,852,648
Department of the Interior:									
Land and Water Resources:									
Bureau of Land Management:									
Management of lands and resources	27,791	27,791	183,444	183,444	149,334	149,334
Payments in lieu of taxes	6	6	-57	-57	7,990	7,990
Other	9,021	9,021	275,034	275,034	234,478	234,478
Water and Power Resources Service:									
Construction program	26,573	26,573	218,376	218,376	182,398	182,398
Operation and maintenance	11,671	11,671	57,235	57,235	44,262	44,262
Other	24,883	6,173	18,710	174,537	37,303	137,234	188,573	30,954	157,619
Office of Water Research and Technology	2,782	2,782	16,223	16,223	11,227	11,227
Total--Land and Water Resources	102,726	6,173	96,554	924,793	37,303	887,490	818,263	30,954	787,309
Fish and Wildlife and Parks:									
Heritage Conservation and Recreation Service	65,223	65,223	398,327	398,327	403,164	403,164
United States Fish and Wildlife Service	45,456	45,456	275,523	275,523	219,310	219,310
National Park Service	52,785	52,785	323,517	323,517	253,286	253,286
Total--Fish and Wildlife and Parks	163,464	163,464	997,366	997,366	875,760	875,760

TABLE III--BUDGET RECEIPTS AND OUTLAYS--Continued (In thousands)

Classification of OUTLAYS--Continued	This Month			Current Fiscal Year to Date			Comparable Period Prior Fiscal Year		
	Outlays	Applicable Receipts	Net Outlays	Outlays	Applicable Receipts	Net Outlays	Outlays	Applicable Receipts	Net Outlays
Department of Labor--Continued									
Employment and Training Administration--Continued									
Unemployment Trust Fund--Continued									
Railroad-unemployment insurance:									
Railroad unemployment benefits.....	\$17,482	\$17,482	\$117,004	\$117,004	\$96,482	\$96,482
Administrative expenses.....	1,240	1,240	6,402	6,402	7,758	7,758
Payment of interest on advances from railroad retirement account.....	753	753
Total--Unemployment trust fund	1,441,998	1,441,998	8,349,527	8,349,527	6,276,264	6,276,264
Total--Employment and Training Administration.	2,346,238	2,346,238	14,490,639	14,490,639	12,241,289	12,241,289
Labor-Management Services Administration.....	4,422	4,422	30,714	30,714	32,070	32,070
Employment Standards Administration:									
Salaries and expenses.....	14,299	14,299	103,916	103,916	86,712	86,712
Special benefits.....	55,755	55,755	-80,258	-80,258	-95,587	-95,587
Black Lung Disability Trust Fund.....	22,952	22,952	360,650	360,650	162,637	162,637
Special workers' compensation expenses	877	877	6,183	6,183	4,513	4,513
Occupational Safety and Health Administration	16,850	16,850	101,213	101,213	86,929	86,929
Mine Safety and Health Administration.....	12,302	12,302	81,571	81,571	76,053	76,053
Bureau of Labor Statistics	6,176	6,176	62,213	62,213	57,269	57,269
Departmental Management.....	11,051	11,051	54,737	54,737	30,388	30,388
Proprietary receipts from the public.....	\$215	-215	\$3,689	-3,689	\$1,388	-1,388
Intrabudgetary transactions.....	-4,714	-4,714	-197,782	-197,782	-36,530	-36,530
Total--Department of Labor	2,486,208	215	2,485,993	15,013,794	3,689	15,010,105	12,645,742	1,388	12,644,354
Department of State:									
Administration of Foreign Affairs:									
Salaries and expenses.....	75,186	75,186	411,048	411,048	345,885	345,885
Acquisition, operation, and maintenance of buildings abroad.....	4,300	4,300	63,461	63,461	69,083	69,083
Payment to Foreign Service retirement and disability fund.....	43,369	43,369	38,107	38,107
Foreign Service retirement and disability fund.....	12,107	12,107	78,596	78,596	61,065	61,065
Other.....	2,054	2,054	10,192	10,192	6,084	6,084
Total--Administration of Foreign Affairs.....	93,647	93,647	606,666	606,666	520,224	520,224
International Organization and Conferences.....	21,596	21,596	260,530	260,530	224,015	224,015
International Commissions.....	990	990	11,729	11,729	14,183	14,183
Migration and Refugee Assistance	69,650	69,650	299,552	299,552	83,886	83,886
United States Emergency Refugee and Migration Assistance Fund.....	442	442	21,216	21,216	8,932	8,932
Other.....	508	508	541	541	6,224	6,224
Proprietary receipts from the public.....	361	-361	-11,600	11,600	-4,524	4,524
Intrabudgetary transactions:									
Foreign Service retirement and disability fund: Receipts transferred to Civil Service retirement and disability fund	-92	-92	-851	-851	-386	-386
General fund contributions	-43,369	-43,369	-62,927	-62,927
Other.....	-259	-259
Total--Department of State	186,741	361	186,380	1,156,015	-11,600	1,167,614	793,891	-4,524	798,415

TABLE III--BUDGET RECEIPTS AND OUTLAYS--Continued (In thousands)

Classification of OUTLAYS--Continued	This Month			Current Fiscal Year to Date			Comparable Period Prior Fiscal Year		
	Outlays	Applicable Receipts	Net Outlays	Outlays	Applicable Receipts	Net Outlays	Outlays	Applicable Receipts	Net Outlays
Department of Transportation:									
Office of the Secretary	\$3,616	\$3,616	\$25,939	\$25,939	\$29,530	\$29,530
Coast Guard:									
Operating expenses	94,405	94,405	630,699	630,699	560,950	560,950
Acquisition, construction, and improvements	22,528	22,528	148,397	148,397	113,207	113,207
Retired pay	15,644	15,644	116,153	116,153	100,069	100,069
Other	13,949	\$275	13,674	47,822	\$2,163	45,659	47,995	\$2,184	45,811
Total--Coast Guard	146,527	275	146,252	943,071	2,163	940,907	822,220	2,184	820,036
Federal Aviation Administration:									
Operations	166,843	166,843	1,291,594	1,291,594	1,189,628	1,189,628
Other	4,150	2	4,148	28,572	8	28,565	26,990	3	26,987
Airport and airway trust fund:									
Grants-in-aid for airports	20,157	20,157	319,484	319,484	316,468	316,468
Facilities and equipment	19,086	19,086	123,955	123,955	115,318	115,318
Interest on refunds of taxes	18	18	9	9
Other	5,885	5,885	43,707	43,707	39,546	39,546
Total--Airport and airway trust fund	45,128	45,128	487,164	487,164	471,341	471,341
Total--Federal Aviation Administration	216,121	2	216,119	1,807,331	8	1,807,323	1,687,959	3	1,687,956
Federal Highway Administration:									
Highway trust fund:									
Federal-aid highways	524,849	524,849	4,730,169	4,730,169	3,625,151	3,625,151
Other	17,733	17,733	84,591	84,591	40,596	40,596
Off-systems roads programs	8,862	8,862	92,088	92,088	99,561	99,561
Other programs	5,302	5,302	64,609	64,609	47,917	47,917
Total--Federal Highway Administration	556,747	556,747	4,971,458	4,971,458	3,813,226	3,813,226
National Highway Traffic Safety Administration:									
Operations and Research	4,669	4,669	37,066	37,066	34,471	34,471
Trust fund share of traffic safety programs	18,825	18,825	122,654	122,654	113,700	113,700
Other	-119	-119	-5,129	-5,129	-3,423	-3,423
Federal Railroad Administration:									
Public enterprise funds	10,717	3,286	7,432	81,109	19,615	61,494	61,681	20,725	40,956
Railroad research and development	4,678	4,678	33,504	33,504	32,647	32,647
Rail assistance	5,986	5,986	48,224	48,224	40,841	40,841
Northeast corridor improvement program	16,678	16,678	129,516	129,516	110,220	110,220
Grants to National Railroad Passenger Corporation	210,350	210,350	669,310	669,310	590,000	590,000
Other	3,286	3,286	21,314	21,314	20,057	20,057
Total--Federal Railroad Administration	251,695	3,286	248,409	982,977	19,615	963,361	855,447	20,725	834,722
Urban Mass Transportation Administration	338,482	338,482	1,953,925	1,953,925	1,434,301	1,434,301
Other	3,749	108	3,641	21,266	4,943	16,323	7,181	4,766	2,415
Proprietary receipts from the public	4,362	-4,362	26,570	-26,570	31,122	-31,122
Total--Department of Transportation	1,540,312	8,032	1,532,279	10,860,557	53,300	10,807,257	8,794,613	58,800	8,735,813

TABLE III--BUDGET RECEIPTS AND OUTLAYS--Continued (In thousands)

Classification of OUTLAYS--Continued	This Month			Current Fiscal Year to Date			Comparable Period Prior Fiscal Year		
	Outlays	Applicable Receipts	Net Outlays	Outlays	Applicable Receipts	Net Outlays	Outlays	Applicable Receipts	Net Outlays
Department of the Treasury:									
Office of the Secretary.....	\$9,732	\$9,732	\$57,238	\$57,238	\$17,890	\$3	\$17,887
Office of Revenue Sharing:									
General Revenue Sharing.....	1,703,103	1,703,103	5,119,023	5,119,023	5,132,781	5,132,781
Targeted and antirecession fiscal assistance.....
Other.....	668	668	3,634	3,634	4,074	4,074
Federal Law Enforcement Training Center.....	1,430	1,430	11,870	11,870	15,153	15,153
Bureau of Government Financial Operations:									
Salaries and expenses.....	19,776	19,776	114,374	114,374	104,879	104,879
Claims, judgements, and relief acts.....	9,803	9,803	145,226	145,226	136,186	136,186
Other.....	674	674	6,362	6,362	542,426	542,426
Total--Bureau of Government Financial Operations.....	30,254	30,254	265,962	265,962	783,490	783,490
Bureau of Alcohol, Tobacco and Firearms.....	13,638	13,638	89,153	89,153	79,020	79,020
United States Customs Service.....	67,994	67,994	490,562	490,562	395,256	395,256
Bureau of Engraving and Printing.....	1,029	1,029	7,831	7,831	-2,897	-2,897
Bureau of the Mint.....	5,656	5,656	33,744	33,744	23,529	23,529
Bureau of the Public Debt.....	9,909	9,909	101,786	101,786	100,434	100,434
Internal Revenue Service:									
Federal tax lien revolving fund.....	\$126	-126	1,108	\$743	365	537	343	193
Salaries and expenses.....	12,997	12,997	89,244	89,244	75,241	75,241
Taxpayer service and returns processing.....	66,725	66,725	485,550	485,550	474,893	474,893
Examinations and appeals.....	75,986	75,986	519,591	519,591	484,036	484,036
Investigations and collections.....	47,437	47,437	311,650	311,650	254,488	254,488
Payment where credit exceeds liability for tax.....	317,413	317,413	960,194	960,194	577,657	577,657
Refunding internal revenue collections, interest.....	31,558	31,558	218,299	218,299	201,559	201,559
Internal revenue collections for Puerto Rico.....	544	544	125,857	125,857	122,016	122,016
Other.....	256	256	1,081	1,081
Total--Internal Revenue Service.....	552,917	126	552,791	2,712,573	743	2,711,830	2,190,428	343	2,190,084
United States Secret Service.....	14,765	14,765	97,289	97,289	81,570	81,570
Comptroller of the Currency.....	9,526	294	9,232	62,999	53,841	9,159	52,417	49,683	2,734
Interest on the public debt:									
Public issues (accrual basis).....	5,404,845	5,404,845	33,732,416	33,732,416	27,360,913	27,360,913
Special Issues (cash basis).....	359,216	359,216	7,845,782	7,845,782	5,843,235	5,843,235
Total--Interest on the public debt.....	5,764,062	5,764,062	41,578,198	41,578,198	33,204,147	33,204,147
Proprietary receipts from the public.....	101,866	-101,866	1,106,047	-1,106,047	707,044	-707,044
Receipts from off-budget Federal agencies.....	442,255	-442,255	3,319,171	-3,319,171	2,095,488	-2,095,488
Intrabudgetary transactions.....	-56,373	-56,373	-2,333,423	-2,333,423	-1,725,659	-1,725,659
Total--Department of the Treasury.....	8,128,309	544,541	7,583,768	48,298,440	4,479,802	43,818,638	40,351,632	2,852,562	37,499,070

TABLE III--BUDGET RECEIPTS AND OUTLAYS--Continued (In thousands)

Classification of OUTLAYS--Continued	This Month			Current Fiscal Year to Date			Comparable Period Prior Fiscal Year		
	Outlays	Applicable Receipts	Net Outlays	Outlays	Applicable Receipts	Net Outlays	Outlays	Applicable Receipts	Net Outlays
Environmental Protection Agency:									
Salaries and expenses	\$53,435	\$53,435	\$247,189	\$247,189	\$55,532	\$55,532
Research and development:									
Energy supply	16,259	16,259	140,107	140,107	163,109	163,109
Pollution control and abatement	-691	-691	2,131	2,131	7,580	7,580
Abatement, control, and compliance	51,884	51,884	280,928	280,928	285,032	285,032
Construction grants	356,200	356,200	2,571,207	2,571,207	2,086,274	2,086,274
Other	-1,832	\$32	-1,864	21,921	\$408	21,513	51,920	\$335	51,585
Proprietary receipts from the public	-7,017	7,017	-1,021	1,021	308	-308
Total--Environmental Protection Agency	475,255	-6,985	482,240	3,263,482	-613	3,264,095	2,649,446	643	2,648,803
National Aeronautics and Space Administration:									
Research and Development	305,665	305,665	2,104,114	2,104,114	1,683,256	1,683,256
Construction of facilities	12,113	12,113	74,880	74,880	72,431	72,431
Research and program management	80,467	80,467	587,297	587,297	543,604	543,604
Other	1,274	1,274	13	13
Proprietary receipts from the public	376	-376	1,833	-1,833	8,565	-8,565
Total--National Aeronautics and Space Administration	398,244	376	397,868	2,767,565	1,833	2,765,681	2,299,304	8,565	2,290,739
Veterans Administration:									
Public enterprise funds:									
Loan guaranty revolving fund	39,267	23,625	15,642	271,793	162,578	109,215	296,434	151,637	144,796
Direct loan revolving fund	5,857	9,722	-3,865	49,756	67,715	-17,958	51,745	72,848	-21,103
Veterans reopened insurance fund	6,820	2,164	4,656	21,589	30,406	-8,817	14,268	28,692	-14,424
Education loan fund	481	173	308	3,630	909	2,721	4,988	373	4,615
Other	22,106	23,097	-991	156,715	156,197	518	155,280	157,204	-1,924
Compensation and pensions	943,002	943,002	6,503,363	6,503,363	6,018,830	6,018,830
Readjustment benefits	238,441	238,441	1,576,728	1,576,728	1,848,949	1,848,949
Medical care	618,904	618,904	3,486,836	3,486,836	3,088,905	3,088,905
Medical and prosthetic research	12,561	12,561	78,939	78,939	71,227	71,227
General operating expenses	63,406	63,406	379,725	379,725	373,579	373,579
Construction projects	23,346	23,346	161,387	161,387	129,988	129,988
Insurance funds:									
National service life	116,064	116,064	563,991	563,991	458,460	458,460
United States Government life	8,781	8,781	44,760	44,760	39,725	39,725
Veterans special life	6,871	5,125	1,747	33,943	54,770	-20,827	35,245	52,747	-17,502
Other	9,405	9,405	74,688	74,688	64,785	64,785
Proprietary receipts from the public:									
National service life	36,959	-36,959	266,272	-266,272	269,038	-269,038
Government life	296	-296	3,537	-3,537	2,338	-2,338
Other	9,776	-9,776	62,289	-62,289	32,903	-32,903
Intrabudgetary transactions	-291	-291	-2,203	-2,203	-1,394	-1,394
Total--Veterans Administration	2,115,020	110,937	2,004,083	13,405,640	804,672	12,600,968	12,651,012	767,779	11,833,233
Independent agencies:									
Action	12,366	12,366	74,555	74,555	68,568	68,568
Arms Control and Disarmament Agency	3,438	3,438	10,464	10,464	7,342	7,342
Board for International Broadcasting	11,035	11,035	65,320	65,320	50,668	50,668
Civil Aeronautics Board	11,293	4	11,290	69,568	102	69,466	57,160	95	57,065
Commission on Civil Rights	1,127	1,127	6,870	6,870	5,976	5,976
Community Services Administration	120,152	266	119,886	1,769,656	992	1,768,664	473,794	139	473,656
Consumer Product Safety Commission	5,431	1	5,429	26,071	6	26,066	24,244	11	24,233
Corporation for Public Broadcasting	17,000	17,000	142,000	142,000	120,200	120,200

See footnotes on page 3.

TABLE III--BUDGET RECEIPTS AND OUTLAYS--Continued (In thousands)

Classification of OUTLAYS--Continued	This Month			Current Fiscal Year to Date			Comparable Period Prior Fiscal Year		
	Outlays	Applicable Receipts	Net Outlays	Outlays	Applicable Receipts	Net Outlays	Outlays	Applicable Receipts	Net Outlays
Independent Agencies--Continued									
District of Columbia:									
Federal payment									
Loans and repayable advances.....				\$230,922		\$230,922	\$242,725		\$242,725
Equal Employment Opportunity Commission				80,000	\$44,376	35,624	80,416	\$22,346	58,070
Export-Import Bank of the United States.....	\$14,159	\$1	\$14,158	78,651	36	78,614	52,252	24	52,228
Federal Communications Commission	366,095	155,294	210,800	2,316,946	1,299,841	1,017,105	1,252,004	1,240,201	11,804
Federal Deposit Insurance Corporation.....	9,302	2	9,300	44,509	13	44,496	39,096	12	39,084
Federal Emergency Management Agency:	22,181	57,437	-35,256	247,886	1,171,154	-923,269	349,951	1,205,395	-855,443
National flood insurance and development fund	23,373		23,373	255,133	9	255,124	150,892	81,187	69,705
Emergency planning, preparedness, and mobilization.....	10,662		10,662	57,687		57,687	77,388		77,388
Hazard mitigation and disaster assistance	14,634		14,634	95,697		95,697	15,702		15,702
Federal Home Loan Bank Board:									
Public enterprise funds:									
Federal Home Loan Bank Board revolving fund.....	1,555	1,413	143	11,566	12,592	-1,026	30,082	30,774	-692
Federal Savings and Loan Insurance Corp. fund....	125,340	30,961	94,379	404,836	420,571	-15,734	9,124	342,493	-333,369
Interest adjustment payments				21		21	22		22
Federal Trade Commission.....	4,095		4,095	38,576	15	38,562	36,700	-575	37,275
Real Property Activities.....	-176,281		-176,281	-229,841		-229,841	-279,863		-279,863
Personal Property Activities.....	-18,167		-18,167	73,829		73,829	69,099		69,099
Records Activities.....	12,572	1,260	11,313	57,380	4,595	52,784	50,041	5,076	44,964
Federal Property Resources Activities.....	4,364		4,364	26,242		26,242	19,948		19,948
General Activities	17,367	200	17,167	82,541	476	82,065	59,108	499	58,609
Other.....	7,810		7,810	27,975		27,975	-4,675		-4,675
Proprietary receipts from the public:									
Stockpile receipts.....		6,605	-6,605		52,778	-52,778		38,877	-38,877
Other.....		8,287	-8,287		92,752	-92,752		28,825	-28,825
Intrabudgetary transactions.....				8		8	-9,411		-9,411
Total--General Services Administration	-152,335	16,351	-168,686	38,134	150,602	-112,469	-95,753	73,277	-169,030
Intragovernmental Agencies:									
Washington Metropolitan Area Transit Authority				66,895		66,895	36,462		36,462
Other.....	846	225	621	3,116	1,500	1,616	3,298	1,035	2,263
International Communications Agency.....	43,136	135	43,002	249,269	9	249,260	213,403	398	213,005
Interstate Commerce Commission.....	19,226	6	19,220	117,379	2,236	115,142	37,687	12,200	25,487
Legal Services Corporation.....	27,419		27,419	191,283		191,283	154,686		154,686
Merit Systems Protection Board.....	2,035	(*)	2,035	6,775	(*)	6,775	1,616	(*)	1,616
National Credit Union Administration:									
Central liquidity facility.....	39,321	40,287	-966	159,008	128,046	30,961			
Other.....	10,839	5,257	5,581	51,724	80,511	-28,787	23,891	40,731	-16,840
National Foundation on the Arts and the Humanities:									
National Endowment for the Arts	12,021	1	12,020	84,049	5	84,044	80,509	5	80,504
National Endowment for the Humanities	13,710		13,710	90,572		90,572	78,731		78,731
National Labor Relations Board	9,625	15	9,610	64,324	56	64,268	57,118	71	57,047
National Science Foundation.....	71,187	8	71,179	486,185	211	485,974	452,574	236	452,338
National Transportation Safety Board	1,424	1	1,423	10,603	4	10,599	8,946	6	8,940
Nuclear Regulatory Commission.....	32,183	1	32,182	198,548	9	198,538	155,761	11	155,749

See footnotes on page 3.

TABLE III--BUDGET RECEIPTS AND OUTLAYS--Continued (In thousands)

Classification of OUTLAYS--Continued	This Month			Current Fiscal Year to Date			Comparable Period Prior Fiscal Year		
	Outlays	Applicable Receipts	Net Outlays	Outlays	Applicable Receipts	Net Outlays	Outlays	Applicable Receipts	Net Outlays
Independent Agencies--Continued									
Office of Personnel Management:									
Salaries and expenses.....	\$14,176	\$14,176	\$93,222	\$93,222	\$89,770	\$89,770
Government payment for annuitants, employees health benefits	54,750	54,750	348,710	348,710	269,029	269,029
Payment to civil service retirement and disability fund.....	81	81	567	567	630	630
Civil service retirement and disability fund.....	1,248,800	1,248,800	8,252,228	8,252,228	7,031,980	7,031,980
Employees health benefits fund.....	301,816	\$312,936	-11,121	1,993,428	\$1,981,051	12,378	1,823,010	\$1,804,396	18,613
Employees life insurance fund.....	43,060	51,627	-8,567	288,646	469,014	-180,368	290,525	435,219	-144,694
Retired employees health benefits fund.....	1,089	1,174	-85	7,308	6,122	1,186	7,996	4,439	3,557
Other.....	3,721	3,721	10,776	10,776	10,984	10,984
Proprietary receipts from the public.....	15	-15	1,012	-1,012	1,314	-1,314
Intrabudgetary transactions:									
Civil service retirement and disability fund:									
Receipts transferred to Foreign Service re- tirement and disability fund.....	-860	-860	-3,883	-3,883	-5,621	-5,621
General fund contributions.....	-81	-81	-672	-672	-630	-630
Other.....	-3,283	-3,283	-13,743	-13,743	-10,567	-10,567
Total--Office of Personnel Management.....	1,663,269	365,753	1,297,516	10,976,587	2,457,198	8,519,389	9,507,106	2,245,368	7,261,737
Panama Canal Commission	41,815	33,299	8,516	128,115	211,064	-82,950
Postal Services (payment to the Postal Service fund).....	1,676,810	1,676,810	1,785,176	1,785,176
Railroad Retirement Board:									
Federal Windfall Payment to Railroad Retirement Trust Fund.....	313,000	313,000	313,000	313,000
Regional rail transportation protective account.....	28,264	28,264	42,255	42,255
Milwaukee railroad restructuring, administration.....
Railroad retirement accounts:									
Benefits payments and claims.....	382,531	382,531	2,658,605	2,658,605	2,422,514	2,422,514
Advances to the railroad retirement account from the FOASI trust fund	-25,269	-25,269	-162,944	-162,944	-131,122	-131,122
Advances to the railroad retirement account from the FDI trust fund.....	-3,499	-3,499	-21,660	-21,660	-14,730	-14,730
Disbursements for the payment of FOASI benefits...	24,473	24,473	161,949	161,949	128,324	128,324
Disbursement for the payment of FDI benefits.....	3,144	3,144	21,771	21,771	18,730	18,730
Administrative expenses.....	2,769	2,769	22,141	22,141	18,925	18,925
Interest on refunds of taxes.....	(*)	(*)	6	6	9	9
Proprietary receipts from the public.....	(*)	(*)	24	-24	1	-1
Intrabudgetary transactions:									
Railroad retirement account:									
Payment to railroad retirement trust funds.....	-313,000	-313,000	-313,000	-313,000
Interest transferred to federal hospital insurance trust fund.....	(*)	(*)
Interest on advances to railroad unemployment insurance account.....	-753	-753
Total--Railroad Retirement Board.....	384,148	(*)	384,148	2,708,131	24	2,708,107	2,484,152	1	2,484,151

See footnotes on page 3.

TABLE III--BUDGET RECEIPTS AND OUTLAYS--Continued (In thousands)

Classification of OUTLAYS--Continued	This Month			Current Fiscal Year to Date			Comparable Period Prior Fiscal Year		
	Outlays	Applicable Receipts	Net Outlays	Outlays	Applicable Receipts	Net Outlays	Outlays	Applicable Receipts	Net Outlays
Independent Agencies--Continued									
Securities and Exchange Commission	\$6,661	\$1	\$6,660	\$44,586	\$5	\$44,581	\$38,550	\$15	\$38,534
Small Business Administration:									
Public enterprise funds:									
Business loan and investment fund	87,068	47,727	39,341	771,865	276,693	495,173	629,928	259,346	370,582
Disaster loan fund	69,756	54,935	14,821	1,063,441	406,456	656,985	803,158	321,815	481,343
Other	2,721	1,641	1,080	19,711	10,478	9,232	21,806	7,806	14,000
Salaries and expenses	23,930	23,930	127,797	127,797	102,056	102,056
Proprietary receipts from the public	2	-2	18	-18	13	-13
Other	196	196	1,659	1,659	582	582
Total--Small Business Administration.....	183,671	104,306	79,365	1,984,473	693,645	1,290,828	1,557,529	588,980	968,549
Smithsonian Institution	10,024	4	10,021	75,759	80	75,679	73,357	38	73,319
Tennessee Valley Authority	466,825	279,338	187,487	3,268,781	2,418,788	849,992	2,660,498	1,708,713	951,785
United States Railway Association:									
Administrative expenses	2,500	2,500	20,280	20,280	17,450	17,450
Purchases of Conrail Securities	25,000	25,000	325,700	325,700	334,300	334,300
Other independent agencies.....	21,598	2,028	19,570	164,134	8,680	155,454	130,511	8,137	122,374
Total--Independent agencies.....	3,709,385	1,092,395	2,616,989	29,218,153	9,102,383	20,115,770	22,941,864	7,601,322	15,340,542
Undistributed offsetting receipts:									
Federal employer contributions to retirement and social insurance funds:									
Legislative Branch:									
United States Tax Court:									
Tax court judges survivors annuity fund	-40	-40	-30	-30
The Judiciary:									
Judicial survivors annuity fund	-137	-137	-1,061	-1,061	-883	-883
Department of Health, Education, and Welfare:									
Federal old-age and survivors insurance trust fund	-84,000	-84,000	-573,000	-573,000	-529,000	-529,000
Federal disability insurance trust fund	-15,000	-15,000	-98,000	-98,000	-93,000	-93,000
Federal hospital insurance trust fund	-20,000	-20,000	-138,000	-138,000	-126,000	-126,000
Department of State:									
Foreign Service retirement and disability fund	-1,949	-1,949	-12,274	-12,274	-11,102	-11,102
Independent agencies:									
Office of Personnel Management:									
Civil Service retirement and disability fund.....	-237,856	-237,856	-1,682,743	-1,682,743	-1,430,421	-1,430,421
Receipts from off-budget Federal agencies:									
Independent agencies:									
Office of Personnel Management:									
Civil Service retirement and disability fund....	-59,263	-59,263	-443,476	-443,476	-429,801	-429,801
Subtotal.....	-418,205	-418,205	-2,948,594	-2,948,594	-2,620,237	-2,620,237

TABLE III--BUDGET RECEIPTS AND OUTLAYS--Continued (In thousands)

Classification of OUTLAYS--Continued	This Month			Current Fiscal Year to Date			Comparable Period Prior Fiscal Year		
	Outlays	Applicable Receipts	Net Outlays	Outlays	Applicable Receipts	Net Outlays	Outlays	Applicable Receipts	Net Outlays
Undistributed offsetting receipts--Continued									
Interest credited to certain Government Accounts:									
The Judiciary:									
Judicial survivors annuity fund				-2,744		-2,744	-1,846		-1,846
Department of Defense:									
Civil:									
Soldiers' and Airmen's Home permanent fund				-4,168		-4,168	-3,909		-3,909
Department of Health, Education, and Welfare:									
Federal old-age and survivors insurance trust fund.	-88,028		-88,028	-979,357		-979,357	-1,047,591		-1,047,591
Federal disability insurance trust fund	-12,065		-12,065	-213,964		-213,964	-149,830		-149,830
Federal hospital insurance trust fund.....	-3,755		-3,755	-511,092		-511,092	-436,081		-436,081
Federal supplementary medical insurance trust fund	-5,954		-5,954	-213,518		-213,518	-177,670		-177,670
Department of Labor:									
Unemployment trust fund.....	-19,416		-19,416	-443,173		-443,173	-231,109		-231,109
Black Lung Disability Trust Fund.....							-122		-122
Department of State:									
Foreign Service retirement and disability fund	-349		-349	-19,826		-19,826	-14,434		-14,434
Department of Transportation:									
Airport and airway trust fund.....	-1,133		-1,133	-185,815		-185,815	-130,148		-130,148
Highway trust fund	-13,908		-13,908	-525,330		-525,330	-409,901		-409,901
Veterans Administration:									
United States Government life insurance fund	-136		-136	-16,826		-16,826	-17,549		-17,549
National service life insurance fund.....	-1,873		-1,873	-289,296		-289,296	-261,388		-261,388
Independent Agencies:									
Office of Personnel Management:									
Civil Service retirement and disability fund.....	-29,538		-29,538	-2,380,992		-2,380,992	-1,969,088		-1,969,088
Railroad Retirement Board:									
Railroad retirement account.....	-806		-806	-299,150		-299,150	-124,177		-124,177
Other	-1,553		-1,553	-6,890		-6,890	-5,094		-5,094
Subtotal.....	-178,513		-178,513	-6,092,142		-6,092,142	-4,979,937		-4,979,937
Rents and royalties on the outer continental shelf land...		56,978	-56,978		3,249,692	-3,249,692		1,774,912	-1,774,912
Total--Undistributed offsetting receipts	-596,718	56,978	-653,696	-9,040,736	3,249,692	-12,290,428	-7,600,175	1,774,912	-9,375,086
Total outlays	57,344,363	6,107,653	51,236,711	374,202,075	42,544,343	331,657,732	321,469,768	34,932,858	286,536,910
TOTAL BUDGET			(Net Totals)			(Net Totals)			(Net Totals)
Receipts			61,096,550			289,773,820			253,834,627
Outlays (-)			-51,236,711			-331,657,732			-286,536,910
Budget surplus (+) or deficit (-).....			+9,859,839			-41,883,912			-32,702,283

MEMORANDUM

Receipts offset against outlays (In thousands)

	Current Fiscal Year to Date	Comparable Period Prior Fiscal Year
Proprietary receipts	\$12,191,600	\$10,902,406
Receipts from off-budget Federal agencies	3,319,171	2,095,488
Intrabudgetary transactions	24,404,643	22,413,546
Total receipts offset against outlays	39,915,414	35,411,441

TABLE IV--MEANS OF FINANCING (In thousands)

23

Classification (Assets and Liabilities Directly Related to the Budget)	Net Transactions (-) denotes net reduction of either liability or asset accounts			Account Balances Current Fiscal Year		
	This Month	Fiscal Year to Date		Beginning of		Close of This Month
		This Year	Prior Year	This Year	This Month	
LIABILITY ACCOUNTS						
Borrowing from the public:						
Public debt securities, issued under general financial authorities:						
Obligations of the United States, issued by:						
United States Treasury	\$6,557,594	\$43,489,756	\$24,838,446	\$826,519,087	\$863,451,249	\$870,008,843
Federal Financing Bank	10	10	10
Total public debt securities	6,557,594	43,489,756	24,838,446	826,519,097	863,451,259	870,008,853
Agency securities, issued under special financing authorities (See Schedule B. For other agency borrowing, see Schedule C.)	-87,287	-326,299	-1,217,327	7,231,770	6,992,758	6,905,471
Total federal securities	6,470,306	43,163,457	23,621,119	833,750,867	870,444,017	876,914,324
Deduct:						
Federal securities held as investments of government accounts (See Schedule D)	1,839,024	491,845	2,676,649	189,161,534	187,814,356	189,653,379
Total borrowing from the public	4,631,283	42,671,612	20,944,470	644,589,333	682,629,662	687,260,945
Accrued interest payable to the public	1,885,799	1,238,455	1,137,755	8,154,582	7,507,239	9,393,037
Deposit funds:						
Allocations of special drawing rights	176,076	1,058,866	1,093,251	4,174,771	5,057,561	5,233,636
Other	-278,203	703,172	-467,051	4,342,031	5,323,406	5,045,204
Miscellaneous liability accounts (Includes checks outstanding etc.)	-1,494,336	1,423,996	3,571,492	8,646,702	11,565,034	10,070,698
Total liability accounts	4,920,619	47,096,101	26,279,917	669,907,419	712,082,901	717,003,520
ASSET ACCOUNTS (Deduct)						
Cash and monetary assets:						
U. S. Treasury operating cash:						
Federal Reserve account	2,227,646	-1,927,545	-13,546,755	6,489,007	2,333,816	4,561,462
Tax and loan note accounts	8,048,828	-3,818,311	-554,768	17,686,990	5,819,851	13,868,679
Balance	10,276,474	-5,745,856	-14,101,523	24,175,997	8,153,667	18,430,141
Special drawing rights:						
Total holdings	15,798	971,814	-339,273	2,725,228	3,681,244	3,697,041
SDR certificates issued to Federal Reserve Banks	-1,168,000	-1,800,000	-2,968,000	-2,968,000
Balance	15,798	-196,186	-339,273	925,228	713,244	729,041
Gold tranche drawing rights:						
U. S. subscription to International Monetary Fund:						
Direct quota payments	8,810,156	8,810,156	8,810,156
Maintenance of value adjustments	71,587,884	-48,444	-31,032	2,120,603	484,275	2,072,159
Other demand liabilities issued to IMF	-161,000	-156,000	-2,475,000	-9,423,243	-9,418,243	-9,579,243
Receivable/Payable (-) for U. S. currency valuation adjustment	-328,074	37,969	104,425	-208,178	157,865	-170,209
Balance	1,098,810	-166,475	-2,401,607	1,299,338	34,053	1,132,863
Loans to International Monetary Fund	-706,304
Other cash and monetary assets	2,150,988	3,921,089	5,122,706	5,690,273	7,460,373	9,611,361
Total cash and monetary assets	13,542,070	-2,187,429	-12,426,001	32,090,836	16,361,337	29,903,407
Miscellaneous asset accounts	730,537	2,175,812	3,011,497	6,110,205	7,555,480	8,286,017
Total asset accounts	14,272,607	-11,617	-9,414,504	38,201,041	23,916,817	38,189,424
Excess of liabilities (+) or assets (-)	-9,351,988	+47,107,718	+35,694,421	+631,706,378	+688,166,084	+678,814,096
Transactions not applied to current year's surplus or deficit (See Schedule A for details)	-507,851	-5,223,806	-2,992,139	-4,715,955	-5,223,806
Total budget financing [Financing of deficit (+) or disposition of surplus (-)]	-9,859,839	+41,883,912	+32,702,283	+631,706,378	+683,450,129	+673,590,290

See footnotes on page 3.

TABLE IV--SCHEDULE A--ANALYSIS OF CHANGE IN EXCESS OF LIABILITIES (In thousands)

Classification	This Month	Fiscal Year to Date	
		This Year	Prior Year
Excess of liabilities beginning of period: Based on composition of unified budget in preceding period. Adjustments during current fiscal year for changes in composition of unified budget	\$688,166,084	\$631,706,378	\$595,528,323
Excess of liabilities beginning of period (current basis).....	688,166,084	631,706,378	595,528,323
Budget surplus (-) or deficit: Based on composition of unified budget in prior fiscal year. Changes in composition of unified budget. Profit on sale of gold reclassified from budgetary to off-budget account	-9,859,839	41,883,912	32,702,283
Budget surplus (-) or deficit (Table III)	-9,859,839	41,883,912	32,702,283
Transactions not applied to current year's surplus or deficit:			
Seigniorage	-56,048	-503,222	-478,979
Increment on gold
Proceeds from Currency
Profit on sale of gold	-926,747	-1,361,042
Net gain (-)/loss for U.S. currency valuation adjustment ..	⁷ -1,259,810	10,475	-73,393
Net gain (-)/loss for IMF loan valuation adjustment	-78,532
Off-budget Federal Agencies:			
Federal Financing Bank	1,847,930	8,206,024	6,877,038
Pension Benefit Guaranty Fund.....	2,789	10,359	4,787
Postal Service	-76,641	⁸ -1,697,773	-2,015,222
Rural electrification and telephone revolving fund.....	35,380	34,851	67,232
Rural Telephone Bank.....	14,251	89,839	50,250
Total--transactions not applied to current year's surplus or deficit.....	507,851	5,223,806	2,992,139
Excess of liabilities close of period	678,814,096	678,814,096	631,222,745

See footnotes on page 3.

TABLE IV--SCHEDULE B--AGENCY SECURITIES, ISSUED UNDER SPECIAL FINANCING AUTHORITIES (In thousands)

Classification	Net Transactions (-) denotes net reduction of liability accounts			Account Balances Current Fiscal Year		
	This Month	Fiscal Year to Date		Beginning of		Close of This Month
		This Year	Prior Year	This Year	This Month	
Agency securities, issued under special financing authorities:						
Obligations of the United States, issued by:						
Export-Import Bank	-\$11,846	-\$167,124	-\$949,917	\$933,456	\$778,178	\$766,332
Obligations guaranteed by the United States, issued by:						
Department of Defense:						
Family Housing Mortgages	-20,791	-78,359	-74,483	766,685	709,117	688,326
Department of Housing and Urban Development:						
Federal Housing Administration.....	-12,744	-13,786	-25,130	551,184	550,142	537,398
Department of Transportation:						
Coast Guard:						
Family Housing Mortgages	-37	-148	-142	1,423	1,312	1,275
Obligations not guaranteed by the United States, issued by:						
Department of Defense:						
Homeowners Assistance Mortgages	131	119	-654	21	8	140
Department of Housing and Urban Development:						
Government National Mortgage Association	-42,000	-67,000	-67,000	3,004,000	2,979,000	2,937,000
Independent Agencies:						
Postal Services	250,000	250,000	250,000
Tennessee Valley Authority	-100,000	1,725,000	1,725,000	1,725,000
Total agency securities.....	-87,287	-326,299	-1,217,327	7,231,770	6,992,758	6,905,471

TABLE IV--SCHEDULE C (MEMORANDUM)--AGENCY BORROWING FINANCED THROUGH
ISSUE OF PUBLIC DEBT SECURITIES (In thousands)

Classification	Transactions			Account Balances Current Fiscal Year		
	This Month	Fiscal Year to Date		Beginning of		Close of This Month
		This Year	Comparable Prior Year	This Year	This Month	
Borrowing from the Treasury:						
Commodity Credit Corporation.....	\$415,000	-\$89,590	\$3,735,188	\$13,928,516	\$13,421,928	\$13,836,928
D. C. Commissioners: Stadium sinking fund, Armory Board, D. C.		-832	-1,247	832		
Export-Import Bank of United States.....	222,900	323,400	426,000	50,000	150,500	373,400
Federal Emergency Management Agency:						
National flood insurance fund.....	24,000	246,001	42,155	445,555	667,558	691,558
Federal Financing Bank.....	2,123,920	9,798,013	8,532,057	R 64,211,034	71,885,127	74,009,047
Federal Home Loan Bank Board.....						
Federal Housing Administration:						
General insurance.....				2,156,655	2,156,655	2,156,655
Special risk insurance.....				1,812,166	1,812,166	1,812,166
General Services Administration:						
Pennsylvania Avenue Development Corporation.....	175	-2,756	8,350	33,938	31,007	31,182
Government National Mortgage Association:						
Emergency home purchase assistance fund.....	121,100	650,160	149,293	1,351,400	1,880,460	2,001,560
Management and liquidating functions.....				14,000	14,000	14,000
Special assistance functions.....	88,200	321,640	29,750	4,221,417	4,454,857	4,543,057
International Communication Agency.....				22,114	22,114	22,114
Rural Electrification Administration.....	72,300	72,300	92,570	7,884,742	7,864,742	7,937,042
Rural Telephone Bank.....	13,451	61,132	20,699	394,868	442,549	456,000
Saint Lawrence Seaway Development Corporation.....		-2,000	-2,500	112,976	110,976	110,976
Secretary of Agriculture, Farmers Home Administration:						
Rural housing insurance fund.....	250,000	1,200,000		1,005,718	1,955,718	2,205,718
Agricultural credit insurance fund.....			1,074,000	1,850,000	1,850,000	1,850,000
Rural development insurance fund.....	10,000	60,000	50,000	515,000	565,000	575,000
Secretary of Energy:						
Bonneville Power Administration.....				410,000	410,000	410,000
Secretary of Housing and Urban Development Department:						
College housing loans.....			-123,675	2,687,325	2,687,325	2,687,325
Housing for the Elderly and Handicapped.....	100,000	430,000	245,000	520,170	850,170	950,170
Low-Rent Public Housing.....	300,000	300,000				300,000
New communities guaranty:						
Title IV.....		3,225	135	3,782	6,987	6,987
Title VII.....	847	28,493	17,252	240,849	266,495	267,342
Urban renewal fund.....		-50,000		300,000	250,000	250,000
Secretary of the Interior:						
Bureau of Mines, helium fund.....				251,650	251,650	251,650
Secretary of Transportation:						
Rail Service Assistance.....	15	15		100	100	115
Regional Rail Reorganization.....		276		2,704	2,980	2,980
Smithsonian Institution:						
John F. Kennedy Center parking facilities.....				20,400	20,400	20,400
Tennessee Valley Authority.....				150,000	150,000	150,000
Veterans Administration:						
Veterans direct loan program.....				1,730,078	1,730,078	1,730,078
Total Borrowing from the Treasury	3,741,908	13,347,477	14,295,025	106,305,969	115,911,538	119,653,446
Borrowing from the Federal Financing Bank:						
Export-Import Bank of the United States.....		895,807	563,000	7,952,887	8,848,694	8,848,694
National Credit Union Administration.....	12,000	30,982			18,982	30,982
Postal Service.....				1,587,000	1,587,000	1,587,000
Tennessee Valley Authority.....	255,000	845,000	1,040,000	7,125,000	7,715,000	7,970,000
Total Borrowing from the Federal Financing Bank	267,000	1,771,789	1,603,000	16,664,887	18,169,676	18,436,676
Total Agency Borrowing financed through issues of Public Debt Securities	4,008,908	15,119,266	15,898,025	122,970,856	134,081,214	138,090,122

Note: Includes only amounts loaned to Federal Agencies in lieu of Agency Debt issuance and excludes Federal Financing Bank purchase of loans made or guaranteed by Federal Agencies. The Federal Financing Bank borrows from Treasury and issues its own securities and in turn may loan these funds to Agencies in lieu of Agencies borrowing directly through Treasury or issuing their own securities.

R = Revised

**TABLE IV--SCHEDULE D--INVESTMENTS OF GOVERNMENT ACCOUNTS
IN FEDERAL SECURITIES (In thousands)**

Classification	Net Purchases or Sales (-)			Securities Held as Investments Current Fiscal Year		
	This Month	Fiscal Year to Date		Beginning of		Close of This Month
		This Year	Prior Year	This Year	This Month	
Federal Funds:						
Department of Agriculture:						
Agency securities.....		-\$6,000	-\$6,000	\$17,215	\$11,215	\$11,215
Department of Commerce.....	\$1,445	27,175	19,085	104,021	129,751	131,196
Department of Housing and Urban Development:						
Federal Housing Administration:						
Federal housing administration fund:						
Public debt securities.....	-35,955	-1,895	72,887	1,992,302	2,026,362	1,990,407
Agency securities.....	-131	-1,625	-3,384	187,263	185,768	185,637
Government National Mortgage Association:						
Emergency mortgage purchase assistance:						
Agency securities.....		2,037		4,570	6,607	6,607
Special assistance function fund:						
Public debt securities.....	650	650				650
Agency securities.....	-1,357	-4,329	-5,091	96,613	93,642	92,284
Management and liquidating functions fund:						
Agency securities.....	-293	-1,867	-3,015	28,592	27,018	26,725
Guarantees of Mortgage-Backed Securities:						
Public debt securities.....	6,080	21,728	26,064	121,889	137,537	143,617
Agency securities.....		18,628	2,715	38,208	56,837	56,837
Participation sales fund:						
Public debt securities.....	-40,360	43,163	56,799	1,379,173	1,462,696	1,422,336
Agency securities.....				12,380	12,380	12,380
Housing Management:						
Community disposal operations fund:						
Agency securities.....				388	388	388
Department of Interior.....		1,479,870			1,479,870	1,479,870
Department of Transportation.....	2,080	8,095	391	18,800	24,815	26,895
Department of the Treasury.....	31,131	-494,680	968,333	4,266,116	3,740,304	3,771,435
Veterans Administration:						
Veterans reopened insurance fund.....	-5,319	7,383	13,359	437,950	450,652	445,333
Independent Agencies:						
Emergency Loan Guarantee Board.....						
Export-Import Bank of the United States.....			-7,700			
Federal Emergency Management Agency:						
National insurance development fund.....		-19,671	20,000	62,037	42,366	42,366
Federal Savings and Loan Insurance Corporation:						
Public debt securities.....	-94,381	16,033	339,367	5,482,967	5,593,381	5,499,000
Agency securities.....		-300	-6,000	78,215	77,915	77,915
National Credit Union Administration.....	-2,643	27,037	21,516	128,284	157,964	155,321
Other.....	5,070	50,912	32,625	444,130	489,972	495,042
Total public debt securities.....	-132,202	1,165,799	1,562,725	14,437,669	15,735,670	15,603,468
Total agency securities.....	-1,781	6,544	-20,775	463,443	471,768	469,987
Total Federal funds.....	-133,983	1,172,343	1,541,951	14,901,112	16,207,438	16,073,455
Trust Funds:						
Legislative Branch:						
United States Tax Court.....	15	50	65	716	751	766
Library of Congress.....		105	80	1,595	1,700	1,700
The Judiciary:						
Judicial Survivors Annuity Fund.....	4,007	5,812	5,137	51,145	52,950	56,957
Department of Agriculture.....	400	950	-1,325	150	700	1,100
Department of Commerce.....		-5	-5	35	30	30
Department of Defense.....	-253	-189	263	3,224	3,288	3,035
Department of Health, Education, and Welfare:						
Federal old-age and survivors insurance trust fund:						
Public debt securities.....	1,622,860	-703,135	-2,516,780	26,773,347	24,447,352	26,070,212
Agency securities.....				555,000	555,000	555,000
Federal disability insurance trust fund.....	460,970	1,040,974	564,674	5,582,621	6,162,625	6,623,595
Federal hospital insurance trust fund:						
Public debt securities.....	213,005	940,503	513,963	13,113,539	13,841,037	14,054,042
Agency securities.....				50,000	50,000	50,000
Federal supplementary medical insurance trust fund.....	56,422	-229,477	712,855	4,974,022	4,688,123	4,744,545
Other.....	-18	1,394		2,620	4,032	4,014

TABLE IV--SCHEDULE D--INVESTMENTS OF GOVERNMENT ACCOUNTS
IN FEDERAL SECURITIES (In thousands)--Continued

Classification	Net Purchases or Sales (-)			Securities Held as Investments Current Fiscal Year		
	This Month	Fiscal Year to Date		Beginning of		Close of This Month
		This Year	Prior Year	This Year	This Month	
Trust Funds--Continued						
Department of the Interior.....	-\$19,065	\$94,637	\$25,000	\$11,601	\$125,302	\$106,237
Department of Labor:						
Unemployment trust fund	309,231	-2,368,079	-569,169	13,793,113	11,115,803	11,425,034
Other.....	-4,106	-4,106	4,106	4,106
Department of State:						
Foreign service retirement and disability fund.....	-7,393	9,874	45,055	492,628	509,895	502,502
Other.....	-125	-25	210	1,140	1,240	1,115
Department of Transportation:						
Airport and airway trust fund	96,031	659,096	511,778	4,377,426	4,940,491	5,036,522
Highway trust fund.....	45,907	-497,546	717,749	12,468,657	11,925,204	11,971,111
Other.....	10	20	30	30
Department of the Treasury.....	-8,600	-9,200	-3,895	64,825	64,225	55,625
Veterans Administration:						
Government life insurance fund.....	-6,365	-23,660	-21,432	462,557	445,262	438,897
National service life insurance fund:						
Public debt securities.....	-66,105	-14,260	63,585	7,824,952	7,876,797	7,810,692
Agency securities	135,000	135,000	135,000
Veterans special life insurance fund	-1,672	20,575	16,708	621,135	643,382	641,710
General Post Fund National Homes	-552	-169	470	2,365	2,748	2,196
Independent Agencies:						
Federal Deposit Insurance Corporation.....	41,157	927,174	857,649	9,252,006	10,138,023	10,179,180
General Services Administration	425	-639	690	4,510	3,446	3,871
Harry S. Truman Memorial Scholarship Trust Fund....	-75	975	985	34,854	35,904	35,829
Japan-United States Friendship Commission.....	130	245	-406	18,655	18,770	18,900
Office of Personnel Management:						
Civil service retirement and disability fund:						
Public debt securities.....	-568,197	-1,570,590	-1,146,102	63,734,226	62,731,833	62,163,636
Agency securities.....	275,000	275,000	275,000
Employees health benefits fund.....	11,891	23,290	-18,180	590,095	601,494	613,385
Employees life insurance fund	11,011	193,573	144,671	3,315,132	3,497,694	3,508,705
Retired employees health benefits fund.....	-1,265	-5,100	3,079	1,814	1,814
Railroad Retirement Board	-335,979	-799,710	-786,994	3,054,496	2,590,765	2,254,786
Total public debt securities	1,854,957	-2,302,818	-887,802	170,634,591	166,476,816	168,331,773
Total agency securities	1,015,000	1,015,000	1,015,000
Total trust funds	1,854,957	-2,302,818	-887,802	171,649,591	167,491,816	169,346,773
Off-budget Federal agencies:						
Federal Financing Bank	10,925	-188,555	52,710	226,300	26,820	37,745
Pension Benefit Guaranty Corporation.....	-2,775	-10,125	-4,990	141,925	134,575	131,800
Postal Service.....	109,900	1,821,100	1,974,900	2,238,716	3,949,916	4,059,816
Rural electrification and telephone revolving fund	-100	-120	3,891	3,791	3,791
Total public debt securities.....	118,050	1,622,320	2,022,500	2,610,832	4,115,102	4,233,152
Total Off-budget Federal agencies.....	118,050	1,622,320	2,022,500	2,610,832	4,115,102	4,233,152
Grand Total.....	1,839,024	491,845	2,676,649	189,161,534	187,814,356	189,653,379

Note: Investments are in Public Debt Securities unless otherwise noted.

TABLE V--COMPARATIVE STATEMENT OF BUDGET RECEIPTS AND OUTLAYS
BY MONTHS OF CURRENT FISCAL YEAR (In millions)

Classification	Oct.	Nov.	Dec.	Jan.	Feb.	March	April	May	June	July	Aug.	Sept.	Fiscal Year To Date	Com-parable Period Prior F. Y.
NET RECEIPTS														
Individual income taxes	\$18,682	\$18,972	\$20,192	\$26,856	\$15,522	\$9,056	\$31,488						\$140,769	\$120,214
Corporation income taxes	1,476	1,160	10,206	2,237	1,420	9,508	9,171						35,179	35,614
Social insurance taxes and contributions:														
Employment taxes and contributions	8,013	12,259	7,963	9,526	14,824	10,747	13,667						76,999	65,385
Unemployment insurance	840	1,650	204	675	1,490	208	1,646						6,713	5,971
Contributions for other insurance and retirement ...	530	524	507	574	543	544	573						3,795	3,513
Excise taxes	1,547	1,653	1,858	1,448	1,378	1,289	2,269						11,242	10,863
Estate and gift taxes	526	518	425	509	506	494	459						3,437	3,007
Customs duties	646	605	595	611	519	584	559						4,120	4,262
Miscellaneous receipts	838	977	866	992	1,661	920	1,265						7,520	5,008
Total--receipts this year	33,099	38,320	42,617	43,429	37,862	33,351	61,097						289,774
Total--receipts prior year ...	28,745	33,227	37,477	38,364	32,639	31,144	52,238						253,835
NET OUTLAYS														
Legislative Branch	89	97	105	111	92	91	113						699	622
The Judiciary	56	37	38	68	38	40	39						316	287
Executive Office of the President	7	6	9	7	9	11	7						56	47
Funds Appropriated to the President:														
International security assistance	706	862	442	391	447	167	-24						2,991	492
International development assistance	97	93	44	136	117	268	228						984	941
Other	84	-98	-15	1,141	65	52	50						1,278	307
Department of Agriculture:														
Foreign assistance, special export programs and Commodity Credit Corporation	404	727	790	1,561	74	68	468						4,091	5,845
Other	1,307	1,143	2,080	2,225	1,981	1,664	1,433						11,834	10,153
Department of Commerce	346	265	268	269	265	308	364						2,085	2,636
Department of Defense:														
Military:														
Department of the Army	2,591	2,655	2,551	2,598	2,716	2,793	2,874						18,780	16,464
Department of the Navy	3,111	3,191	3,428	3,581	3,468	3,521	3,696						23,995	21,403
Department of Air Force	2,859	3,181	2,853	3,331	3,223	3,622	3,230						22,301	18,275
Defense agencies	1,619	1,536	1,510	1,445	1,533	1,524	1,557						10,723	9,048
Total Military	10,180	10,563	10,343	10,955	10,940	11,460	11,357						75,799	65,190
Civil	348	300	278	252	218	232	239						1,868	1,515
Department of Energy	496	791	793	-578	520	432	639						3,093	4,361
Department of Health, Education, and Welfare:														
Human Development Services	522	494	523	590	502	455	482						3,568	3,360
Health Care Financing Administration:														
Grants to States for Medicaid	1,211	1,077	1,158	1,354	1,136	953	1,227						8,115	6,986
Federal Hospital Ins. Trust Fund	1,875	1,836	1,759	2,025	1,854	2,211	2,129						13,689	11,526
Federal Supp. Med. Ins. Trust Fund	877	829	827	869	910	788	902						6,001	4,995
Other	429	567	703	577	553	1,305	591						4,725	4,970
Social Security Adm.: Assis. Pmts. Program ...	585	564	611	721	601	492	601						4,174	3,826
Federal Old-Age and Survivors Insurance Trust Fund	8,085	8,082	8,085	8,100	8,214	8,226	8,247						57,039	50,300
Federal Disability Ins. Trust Fund	1,200	1,226	1,221	1,226	1,255	1,249	1,247						8,624	7,912
Other	651	1,002	1,428	102	1,079	171	690						5,122	4,353
Other	954	1,088	187	1,291	933	720	1,581						6,755	4,895

TABLE V--COMPARATIVE STATEMENT OF BUDGET RECEIPTS AND OUTLAYS
BY MONTHS OF CURRENT FISCAL YEAR (In millions)--Continued

Classification	Oct.	Nov.	Dec.	Jan.	Feb.	March	April	May	June	July	Aug.	Sept.	Fiscal Year To Date	Com-parable Period Prior F. Y.
OUTLAYS--Continued														
Department of Housing and Urban Development	\$1,163	\$1,535	\$367	\$1,268	\$584	\$1,115	\$1,366						\$7,398	\$4,853
Department of the Interior.....	393	437	328	385	303	318	360						2,524	2,234
Department of Justice.....	255	229	190	232	199	205	262						1,572	1,465
Department of Labor:														
Unemployment trust fund.....	736	834	1,001	1,473	1,412	1,451	1,442						8,350	6,276
Other.....	965	862	1,068	645	1,046	1,030	1,044						6,661	6,368
Department of State.....	255	138	139	108	186	154	186						1,168	798
Department of Transportation:														
Highway trust fund	986	762	794	733	512	484	543						4,815	3,666
Other	760	786	913	1,053	651	841	990						5,992	5,070
Department of the Treasury:														
Interest on the public debt.....	4,653	5,330	9,804	5,125	5,475	5,427	5,764						41,578	33,204
General revenue sharing	1,715	1	(**)	1,690	9	1	1,703						5,119	5,133
Other	-132	-286	-1,045	-1,651	-131	250	117						-2,879	-838
Environmental Protection Agency.....	521	452	483	479	427	419	482						3,264	2,649
National Aeronautics and Space Administration.....	384	415	328	417	408	416	398						2,766	2,291
Veterans Administration:														
Compensation and pensions....	889	1,719	1,028	56	1,801	67	943						6,503	6,019
National service life.....	36	24	29	49	28	52	79						298	189
Government service life.....	6	4	5	7	4	6	8						41	37
Other	875	951	715	688	939	618	973						5,759	5,638
Independent agencies:														
General Services Admin.	-166	50	78	-115	56	153	-169						-112	-169
Office of Personnel Management.....	1,223	1,174	1,293	1,184	1,127	1,220	1,298						8,519	7,262
Postal Service	1,677						1,677	1,785
Small Business Administration .	93	357	4	476	171	111	79						1,291	969
Tennessee Valley Authority....	-209	208	153	206	207	97	187						850	952
Other ind. agencies.....	1,002	775	1,224	1,254	935	1,481	1,221						7,891	4,542
Undistributed offsetting receipts:														
Federal employer contributions to retirement fund.....	-470	-400	-388	-359	-401	-512	-418						-2,949	-2,620
Interest credited to certain accounts.....	-114	-531	-4,916	-10	-210	-132	-179						-6,092	-4,980
Rents and Royalties on Outer Continental Shelf Lands	-199	-535	-1,258	-798	-334	-70	-57						-3,250	-1,775
Total outlays--this year.....	47,807	46,841	44,010	47,988	47,208	46,566	51,237						331,658
Total outlays--prior year	42,745	39,188	41,510	40,870	37,739	43,725	40,760						286,537
Surplus (+) or deficit (-) this year	-14,708	-8,522	-1,393	-4,559	-9,346	-13,215	+9,860						-41,884
Surplus (+) or deficit (-) prior year	-13,999	-5,961	-4,032	-2,506	-5,100	-12,581	+11,478						-32,702

See footnotes on page 3.

30 TABLE VI--TRUST FUND IMPACT ON BUDGET RESULTS AND INVESTMENT HOLDINGS (In millions)

Classification	Current Month			Fiscal Year to Date			Securities held as Investments Current Fiscal Year		
	Receipts	Outlays	Excess	Receipts	Outlays	Excess	Beginning of		Close of This Month
							This Year	This Month	
Trust receipts, outlays, and investments held:									
Airport and airway	\$140	\$44	\$96	\$1,011	\$301	\$710	\$4,377	\$4,940	\$5,037
Black lung disability trust fund.....	11	18	-8	164	163	1	4	4	-0-
Federal Deposit Insurance Corp.....		-35	35		-923	923	9,252	10,138	10,179
Federal disability insurance	1,707	1,220	487	9,202	8,192	1,011	5,583	6,163	6,624
Federal employees life and health benefits.....		-20	20		-167	167	3,908	4,101	4,124
Federal employees retirement	332	927	-595	2,126	3,725	-1,600	64,502	63,517	62,941
Federal hospital insurance.....	2,210	2,106	104	12,657	12,169	488	13,164	13,891	14,104
Federal old-age and survivors insurance.....	9,734	8,075	1,659	53,880	54,927	-1,047	27,328	25,002	26,625
Federal supplementary medical insurance.....	241	339	-97	1,670	2,000	-330	4,974	4,688	4,745
General Revenue Sharing		1,703	-1,703	6,855	5,119	1,736			
Highway	506	547	-42	3,889	4,412	-523	12,469	11,925	11,971
Military assistance advances		-138	138		1,022	-1,022			
Railroad retirement.....	17	383	-367	1,259	2,068	-809	3,054	2,591	2,255
Unemployment	1,646	1,423	223	6,713	7,906	-1,193	13,793	11,116	11,425
Veterans life insurance.....		87	-87		12	-12	9,044	9,100	9,026
All other trust	4	21	-17	35	-149	184	199	315	291
Trust fund receipts and outlays on the basis of Table III and investments held from Table IV - D.....	16,546	16,700	-153	99,462	100,779	-1,317	171,650	167,492	169,347
Interfund receipts offset against trust fund outlays.....	1,187	1,187	-0-	15,138	15,138	-0-			
Total trust fund receipts and outlays	17,733	17,886	-153	114,600	115,916	-1,317			
Federal fund receipts and outlays on the basis of Table III.....	44,550	34,537	10,013	197,167	237,734	-40,567			
Interfund receipts offset against Federal fund outlays	7	7	-0-	31	31	-0-			
Total Federal fund receipts and outlays	44,557	34,544	10,013	197,198	237,765	-40,567			
Total interfund receipts and outlays...	-1,193	-1,193	-0-	-22,024	-22,024	-0-			
Net budget receipts and outlays	61,097	51,237	9,860	289,774	331,658	-41,884			


Note: Interfund receipts and outlays are transactions between Federal funds and trust funds, such as, Federal payments and contributions, Federal employer contributions, and interest and profits on investments in Federal securities. They have no net effect on overall budget receipts and outlays since the receipt side of such transactions is offset against budget outlays. In this table, interfund receipts are shown as an adjustment to arrive at total receipts and outlays of trust funds and Federal funds respectively. Included in total interfund receipts and outlays are \$6,855 million in Federal funds transferred to trust funds for general revenue sharing.

TABLE VII--SUMMARY OF RECEIPTS BY SOURCE AND OUTLAYS BY FUNCTION (In thousands)

31

Classification	Budget Receipts and Outlays		
	This Month	Fiscal Year To Date	Comparable Period Prior Fiscal Year
NET RECEIPTS			
Individual income taxes.....	\$31,487,554	\$140,768,516	\$120,056,390
Corporation income taxes.....	9,170,979	35,178,575	35,613,514
Social insurance taxes and contributions:			
Employment taxes and contributions.....	13,667,446	76,999,360	65,384,828
Unemployment insurance.....	1,645,710	6,713,379	6,128,484
Contributions for other insurance and retirement.....	572,686	3,795,491	3,512,782
Excise taxes.....	2,269,436	11,242,031	10,862,766
Estate and gift taxes.....	458,606	3,436,692	3,006,545
Customs.....	558,888	4,119,888	4,261,726
Miscellaneous receipts.....	1,265,244	7,519,888	5,007,594
Total.....	61,096,550	289,773,820	253,834,627
NET OUTLAYS			
National defense.....	11,592,609	77,451,968	65,592,287
International affairs.....	837,148	6,980,548	2,930,096
General science, space, and technology.....	508,066	3,505,573	2,743,819
Energy.....	624,715	3,164,813	5,158,147
Natural resources and environment.....	1,122,738	7,948,065	6,870,934
Agriculture.....	155,670	4,411,898	7,478,305
Commerce and housing credit.....	695,515	4,637,179	2,288,685
Transportation.....	1,655,458	11,772,356	9,507,120
Community and regional development.....	718,244	5,717,645	5,396,933
Education, training, employment and social services.....	2,861,127	18,726,813	16,340,451
Health.....	5,094,068	33,024,115	28,238,676
Income security.....	16,455,986	107,468,730	91,439,998
Veterans benefits and services.....	2,006,342	12,618,381	11,899,921
Administration of justice.....	417,257	2,691,187	2,437,318
General government.....	228,783	2,586,888	2,668,336
General purpose fiscal assistance.....	1,739,359	5,952,133	5,911,905
Interest.....	5,177,321	35,289,667	29,009,065
Undistributed offsetting receipts.....	-653,696	-12,290,428	-9,375,086
Total.....	51,236,711	331,657,732	286,536,910

For sale by the Superintendent of Documents, U. S. Government Printing Office, Washington, D. C. 20402
Subscription price \$62.20 per year (domestic), \$15.55 per year additional (foreign mailing), includes all issues of Daily Treasury Statements,
the Monthly Statement of the Public Debt of the United States and the Monthly Treasury Statement of Receipts
and Outlays of the U. S. Government. No single copies are sold.





C.4

002842

Monthly Treasury Statement of Receipts and Outlays of the United States Government

for period from October 1, 1979 through May 31, 1980

TABLE I—TOTALS OF BUDGET RESULTS AND FINANCING (In millions)

Period	Budget Receipts and Outlays			Means of Financing			Total Budget Financing
	Net Receipts	Net Outlays	Budget Surplus (+) or Deficit (-)	By Borrowing from the Public	By Reduction of Cash and Monetary Assets Increase (-)	Other Means	
Current month (May 1980)	\$36,071	\$50,198	-\$14,127	+\$5,350	+\$9,841	-\$1,064	\$14,127
Actual 1980 (eight months)	325,844	381,856	-56,011	48,022	12,028	-4,039	56,011
Comparative data:							
Actual 1979 (eight months)	292,122	328,155	-36,033	22,750	17,953	-4,670	36,033
Actual 1979 (full year)	465,940	493,221	-27,281	33,641	-408	-5,951	27,281
Estimated 1980 ²	532,427	568,933	-36,506	39,300	10,103	-12,897	36,506
Estimated 1981 ²	628,035	611,546	+16,489	1,500	-17,989	-16,489

TABLE II—SUMMARY OF BUDGET RECEIPTS AND OUTLAYS (In millions)

Classification	Actual This Month	Actual This Fiscal Year to Date	Actual Comparable Prior Period	Budget Estimates Full Fiscal Year ²
NET RECEIPTS				
Individual income taxes	\$9,275	\$150,043	\$134,631	\$241,517
Corporation income taxes	1,230	36,409	37,016	74,241
Social insurance taxes and contributions:				
Employment taxes and contributions	15,752	92,751	78,635	139,917
Unemployment insurance	4,495	11,208	10,993	16,812
Contributions for other insurance and retirement	540	4,336	4,051	6,724
Excise taxes	2,502	13,744	12,464	25,246
Estate and gift taxes	623	4,059	3,566	5,782
Customs duties	557	4,677	4,907	7,266
Miscellaneous receipts	1,098	8,617	5,860	14,922
Total	36,071	325,844	292,122	532,427
NET OUTLAYS				
Legislative Branch	92	791	712	1,331
The Judiciary	57	374	321	623
Executive Office of the President	7	64	52	103
Funds Appropriated to the President:				
International security assistance	118	3,108	980	4,049
Other	59	1,043	1,032	1,760
Department of Agriculture	80	1,358	291	3,358
Department of Commerce	2,089	18,014	17,176	23,962
Department of Defense	421	2,506	2,959	3,485
Department of Defense - Military	11,273	87,072	75,019	130,967
Department of Defense - Civil	246	2,113	1,727	3,229
Department of Education ³	1,164	8,664	7,488	12,884
Department of Energy	619	3,712	5,068	6,867
Department of Health and Human Services ³	16,447	126,723	110,958	193,444
Department of Housing and Urban Development	889	8,323	5,730	11,994
Department of the Interior	437	2,961	2,691	4,097
Department of Justice	234	1,807	1,702	2,610
Department of Labor	2,465	17,475	14,634	26,186
Department of State	185	1,353	894	1,967
Department of Transportation	1,299	12,106	9,885	18,325
Department of the Treasury:				
General revenue sharing	5,119	5,133	6,863
Interest on the public debt	5,837	47,415	37,867	74,700
Other	91	-2,788	-782	-4,618
Environmental Protection Agency	474	3,738	3,044	5,320
National Aeronautics and Space Administration	397	3,163	2,657	5,001
Veterans Administration	2,792	15,393	13,575	20,650
Other independent agencies	3,272	23,387	17,436	31,986
Allowances, undistributed
Undistributed offsetting receipts:				
Federal employer contributions to retirement funds	-390	-3,338	-2,989	-5,918
Interest on certain Government accounts	-274	-6,366	-5,212	-11,630
Rents and royalties on the Outer Continental Shelf lands	-181	-3,431	-1,895	-4,600
Total	50,198	381,856	328,155	568,933
Surplus (+) or deficit (-)	-14,127	-56,011	-36,033	-36,506

See footnotes on page 3.

Source: Bureau of Government Financial Operations, Department of the Treasury.

TABLE III--BUDGET RECEIPTS AND OUTLAYS--Continued (In thousands)

Classification of Receipts	This Month			Current Fiscal Year to Date			Comparable Period Prior Fiscal Year		
	Gross Receipts	Refunds (Deduct)	Net Receipts	Gross Receipts	Refunds (Deduct)	Net Receipts	Gross Receipts	Refunds (Deduct)	Net Receipts
Individual income taxes:									
Withheld.....	\$18,104,108			\$146,507,184			\$127,356,174		
Presidential Election Campaign Fund.....	6,564			30,192			28,235		
Other.....	2,100,724			43,051,268			38,159,575		
Total--Individual income taxes.....	20,211,396	\$10,936,830	\$9,274,567	189,588,644	\$39,545,561	\$150,043,083	165,543,983	\$30,912,843	\$134,631,141
Corporation income taxes.....	1,865,574	635,427	1,230,147	42,077,624	5,668,901	36,408,722	41,156,603	4,140,270	37,016,333
Social insurance taxes and contributions:									
Employment taxes and contributions:									
Federal old-age and survivors ins. trust fund:									
Federal Insurance Contributions Act taxes.....	8,004,000	8,004,000	53,684,902	53,684,902	45,340,204	45,340,204
Self-Employment Contributions Act taxes.....	279,000	279,000	3,817,091	3,817,091	3,187,313	3,187,313
Deposits by States.....	3,594,455	3,594,455	8,255,780	8,255,780	6,973,971	6,973,971
Total--FOASI trust fund.....	11,877,455	11,877,455	65,757,772	65,757,772	55,501,488	55,501,488
Federal disability insurance trust fund:									
Federal Insurance Contributions Act taxes.....	1,387,000	1,387,000	9,293,473	9,293,473	7,980,596	7,980,596
Self-Employment Contributions Act taxes.....	48,000	48,000	657,730	657,730	574,072	574,072
Deposits by States.....	18,483	18,483	704,753	704,753	719,622	719,622
Total--FDI trust fund.....	1,453,483	1,453,483	10,655,956	10,655,956	9,274,290	9,274,290
Federal hospital insurance trust fund:									
Federal Insurance Contributions Act taxes.....	1,941,000	1,941,000	13,011,916	13,011,916	10,869,953	10,869,953
Self-Employment Contributions Act taxes.....	49,000	49,000	665,415	665,415	533,388	533,388
Receipts from railroad retirement account.....
Deposits by States.....	25,876	25,876	986,654	986,654	932,186	932,186
Premiums collected for uninsured individuals.....	2,169	2,169	11,530	11,530	10,159	10,159
Total--FHI trust fund.....	2,018,044	2,018,044	14,675,515	14,675,515	12,345,687	12,345,687
Railroad retirement accounts:									
Railroad Retirement Act taxes.....	403,154	328	402,825	1,662,343	420	1,661,924	1,513,237	143	1,513,094
Total--Employment taxes and contributions.....	15,752,136	328	15,751,807	92,751,587	420	92,751,168	78,634,701	143	78,634,558
Unemployment insurance:									
Unemployment trust fund:									
State taxes deposited in Treasury.....	3,607,624	3,607,624	8,653,787	8,653,787	8,807,466	8,807,466
Federal Unemployment Tax Act taxes.....	897,000	16,191	880,809	2,494,000	45,524	2,448,476	2,107,000	34,927	2,072,073
Railroad Unemployment Ins. Act Contributions.....	6,114	6,114	105,663	105,663	113,080	113,080
Total--Unemployment trust fund.....	4,510,738	16,191	4,494,547	11,253,450	45,524	11,207,926	11,027,546	34,927	10,992,619
Contributions for other insurance and retirement:									
Federal supplementary medical ins. trust fund:									
Premiums collected for the aged.....	206,967	206,967	1,711,711	1,711,711	1,564,485	1,564,485
Premiums collected for the disabled.....	24,279	24,279	189,372	189,372	174,337	174,337
Total--FSMI trust fund.....	231,245	231,245	1,901,083	1,901,083	1,738,822	1,738,822
Federal employees retirement contributions:									
Civil service retirement and disability fund.....	301,376	301,376	2,383,388	2,383,388	2,256,093	2,256,093
Foreign service retirement and disability fund.....	2,041	2,041	14,225	14,225	12,551	12,551
Other.....	148	148	1,273	1,273	1,086	1,086
Total--Federal employees retirement contributions.....	303,564	303,564	2,398,885	2,398,885	2,269,730	2,269,730

TABLE III--BUDGET RECEIPTS AND OUTLAYS--Continued (In thousands)

Classification of Receipts--Continued	This Month			Current Fiscal Year to Date			Comparable Period Prior Fiscal Year		
	Gross Receipts	Refunds (Deduct)	Net Receipts	Gross Receipts	Refunds (Deduct)	Net Receipts	Gross Receipts	Refunds (Deduct)	Net Receipts
Social insurance taxes and contributions--Continued									
Contributions for other insurance and retirement--Continued									
Other retirement contributions:									
Civil service retirement and disability fund.....	\$5,460	\$5,460	\$35,792	\$35,792	\$41,999	\$41,999
Total--Contributions for other insurance and retirement	540,270	540,270	4,335,761	4,335,761	4,050,551	4,050,551
Total--Social insurance taxes and contributions	20,803,143	\$16,519	20,786,624	108,340,798	\$45,944	108,294,855	93,712,799	\$35,070	93,677,729
Excise taxes:									
Miscellaneous excise taxes ⁴	1,636,656	9,195	1,627,461	7,903,177	97,547	7,805,630	6,709,030	106,152	6,602,877
Airport and airway trust fund.....	255,579	201	255,378	1,268,313	2,089	1,266,224	973,876	1,211	972,665
Highway trust fund	597,334	2,531	594,803	4,611,343	127,729	4,483,614	4,869,110	120,803	4,748,307
Black lung disability trust fund	23,926	23,926	188,131	188,131	140,184	140,184
Total--Excise taxes	2,513,495	11,927	2,501,568	13,970,964	227,365	13,743,599	12,692,199	228,166	12,464,033
Estate and gift taxes	631,150	8,349	622,802	4,122,813	63,319	4,059,494	3,637,291	71,536	3,565,755
Customs duties	590,094	32,672	557,422	4,860,340	183,030	4,677,310	5,028,812	121,882	4,906,930
Miscellaneous receipts:									
Deposits of earnings by Federal Reserve Banks	1,004,998	1,004,998	7,897,994	7,897,994	5,230,621	5,230,621
All other	96,839	4,316	92,524	756,982	37,540	719,442	630,899	1,453	629,446
Total--Miscellaneous receipts	1,101,838	4,316	1,097,522	8,654,976	37,540	8,617,436	5,861,520	1,453	5,860,067
Total--Budget receipts	47,716,691	11,646,039	36,070,652	371,616,158	45,771,661	325,844,497	327,633,206	35,511,220	292,121,987

Note: Throughout this statement, details may not add to totals due to rounding.

FOOTNOTES

¹ The Joint Treasury-Office of Management and Budget Press Statement released with the September 1979 Monthly Treasury Statement adjusted this total to include administrative expenses and interest receipts of the Exchange Stabilization Fund. The total in the press release is \$27.7 billion for the deficit.

² Based on the FY 1981 Budget Revisions, March 1980 released on March 31, 1980.

³ The Department of Education and the Department of Health and Human Services, which became effective May 4, 1980, were created as part of President Carter's reorganization of the Department of Health, Education, and Welfare.

⁴ Includes amounts received for windfall profit tax beginning in April 1980 pursuant to P.L. 96-223.

⁵ Includes adjustment to prior month reporting.

⁶ Postal Service reporting is on a full calendar month basis and is partially estimated. Data from May 17 to May 31 is derived from the Postal Service consolidated accelerated reporting system.

* Less than \$500.00

** Less than \$500,000.00

TABLE III--BUDGET RECEIPTS AND OUTLAYS--Continued (In thousands)

Classification of OUTLAYS	This Month			Current Fiscal Year			Comparable Period Prior Fiscal Year		
	Outlays	Applicable Receipts	Net Outlays	Outlays	Applicable Receipts	Net Outlays	Outlays	Applicable Receipts	Net Outlays
Legislative Branch:									
Senate	\$15,675	\$15,675	\$121,749	\$121,749	\$111,247	\$111,247
House of Representatives	26,508	\$8	26,500	213,961	\$65	213,896	197,529	\$59	197,469
Joint Items	4,469	4,469	53,130	53,130	27,656	27,656
Congressional Budget Office.....	1,042	1,042	8,123	8,123	6,717	6,717
Architect of the Capitol.....	6,875	6,875	58,133	58,133	65,160	65,160
Library of Congress.....	14,763	14,763	128,844	128,844	108,288	108,288
Government Printing Office:									
Revolving fund (net)	-3,216	-3,216	-29,301	-29,301	-3,500	-3,500
General and Special fund appropriations	8,976	8,976	89,302	89,302	72,931	72,931
General Accounting Office.....	14,293	14,293	128,480	128,480	118,900	118,900
United States Tax Court.....	567	567	6,646	6,646	6,062	6,062
Other Legislative Branch Agencies.....	2,461	2,461	18,515	18,515	9,731	9,731
Proprietary receipts from the public.....	572	-572	6,380	-6,380	7,849	-7,849
Intrabudgetary transactions	-490	-490	-551	-551
Total--Legislative Branch	92,414	579	91,834	797,093	6,445	790,647	720,168	7,909	712,259
The Judiciary:									
Supreme Court of the United States.....	1,059	1,059	7,244	7,244	6,179	6,179
Courts of Appeals, District Courts, and other Judicial Services.....	52,982	52,982	345,816	345,816	297,694	297,694
Other	3,590	3,590	22,196	22,196	17,911	17,911
Proprietary receipts from the public.....	216	-216	1,554	-1,554	1,106	-1,106
Total--The Judiciary.....	57,630	216	57,413	375,255	1,554	373,701	321,784	1,106	320,678
Executive Office of the President:									
Compensation of the President and the White House Office.....	1,410	1,410	13,265	13,265	10,474	10,474
Office of Management and Budget	2,784	2	2,782	23,919	10	23,909	20,949	124	20,824
Other	3,163	17	3,146	26,390	8	26,382	21,125	21,125
Total--Executive Office of the President	7,357	19	7,338	63,574	18	63,556	52,548	124	52,423
Funds Appropriated to the President:									
Appalachian Regional Development Programs	17,826	17,826	208,362	21	208,341	187,123	3	187,120
Disaster relief	34,152	34,152	301,515	301,515	157,488	157,488
Foreign Assistance:									
International Security Assistance:									
Military assistance.....	22,022	22,022	147,688	147,688	55,366	55,366
Foreign military credit sales.....	75	75	541,363	541,363	297,091	297,091
Assistance for Relocation of Facilities in Israel.....	22,732	22,732	234,350	234,350
Economic supporting assistance	95,750	95,750	1,393,308	1,393,308	1,284,715	1,284,715
Advances, foreign military sales	539,160	539,160	4,850,248	4,850,248	5,009,798	5,009,798
Other	12,656	12,656	39,046	39,046	34,492	34,492
Proprietary receipts from the public:									
Advances, foreign military sales.....	545,479	-545,479	3,834,184	-3,834,184	5,509,684	-5,509,684
Other	29,170	-29,170	263,455	-263,455	191,955	-191,955
Total--International Security Assistance	692,396	574,648	117,747	7,206,003	4,097,640	3,108,363	6,681,463	5,701,639	979,824

See footnotes on page 3.

TABLE III--BUDGET RECEIPTS AND OUTLAYS--Continued (In thousands)

Classification of OUTLAYS--Continued	This Month			Current Fiscal Year to Date			Comparable Period Prior Fiscal Year		
	Outlays	Applicable Receipts	Net Outlays	Outlays	Applicable Receipts	Net Outlays	Outlays	Applicable Receipts	Net Outlays
Funds Appropriated to the President--Continued									
Foreign Assistance--Continued									
International Development Assistance:									
Multilateral Assistance:									
Contributions to International Financial Institutions:									
International development association.....				\$340,729		\$340,729	\$343,213		\$343,213
Inter-American development bank	\$10,819		\$10,819	112,945		112,945	119,209		119,209
Other.....				14,771		14,771	40,512		40,512
International organizations and programs.....	9,145		9,145	156,791		156,791	136,353		136,353
Bilateral Assistance:									
Public enterprise funds:									
Overseas Private Investment Corporation	405	\$10,415	-10,010	-5,456	\$50,555	-56,011	3,945	\$50,457	-46,512
Inter-American Foundation	941	4,397	-3,456	8,977	6,758	2,219	7,207	313	6,895
Other.....	-22,815	800	-23,615	33,059	8,090	24,969	51,016	9,995	41,021
Functional development assistance program	97,469		97,469	575,876		575,876	522,323		522,323
Payment to Foreign Service retirement and disability fund							24,820		24,820
Operating expenses of the Agency for International Development	20,699		20,699	180,054		180,054	151,477		151,477
Other.....	15,883		15,883	90,486		90,486	67,677		67,677
Proprietary receipts from the public.....		57,699	-57,699		399,711	-399,711		375,206	-375,206
Total--Bilateral Assistance.....	112,582	73,311	39,272	882,997	465,114	417,883	828,465	435,970	392,495
Total--International Development Assistance	132,546	73,311	59,236	1,508,233	465,114	1,043,119	1,467,752	435,970	1,031,781
International Narcotics Control Assistance	2,444		2,444	18,511		18,511	32,471		32,471
President's foreign assistance contingency fund.....	185		185	212		212	93		93
Total--Foreign Assistance.....	827,571	647,959	179,612	8,732,959	4,562,753	4,170,205	8,181,779	6,137,610	2,044,169
Peace Corps	7,625	10	7,614	65,345	158	65,187	62,146	-39	62,185
Petroleum Reserves	17,657		17,657	20,836	-742,680	763,516	21,567	210,363	-188,796
Other.....	50		50	577		577	40,379		40,379
Total--Funds Appropriated to the President	904,881	647,970	256,911	9,329,595	3,820,253	5,509,342	8,650,482	6,347,937	2,302,546
Department of Agriculture:									
Departmental Administration	4,563		4,563	17,795		17,795	9,336		9,336
Office of the Inspector General.....	3,536		3,536	23,422		23,422	21,660		21,660
Science and Education Administration:									
Agricultural Research.....	32,987		32,987	241,295		241,295	232,405		232,405
Cooperative Research.....	21,650		21,650	111,896		111,896	98,793		98,793
Extension activities.....	29,320		29,320	189,576		189,576	171,357		171,357
Other.....	2,077		2,077	11,031		11,031	5,366		5,366
Economics, statistics, and cooperatives service.....	12,692		12,692	58,693		58,693	54,108		54,108
Foreign Agricultural Service.....	7,043		7,043	38,045		38,045	33,127		33,127
Foreign Assistance Programs.....	101,729		101,729	566,506		566,506	473,033		473,033

See footnotes on page 3.

TABLE III--BUDGET RECEIPTS AND OUTLAYS--Continued (In thousands)

Classification of OUTLAYS--Continued	This Month			Current Fiscal Year to Date			Comparable Period Prior Fiscal Year		
	Outlays	Applicable Receipts	Net Outlays	Outlays	Applicable Receipts	Net Outlays	Outlays	Applicable Receipts	Net Outlays
Department of Agriculture--Continued									
Agricultural Stabilization and Conservation Service:									
Salaries and expenses.....	\$23,538	\$23,538	\$110,002	\$110,002	\$129,496	\$129,496
Agricultural conservation program	26,949	26,949	104,778	104,778	150,328	150,328
Other.....	7,078	7,078	31,891	31,891	27,734	27,734
Federal Crop Insurance Corporation.....	3,777	\$3,540	237	61,572	\$74,462	-12,890	51,588	\$72,784	-21,196
Commodity Credit Corporation:									
Price support and related programs	858,192	700,906	157,285	8,310,011	4,554,167	3,755,844	8,879,090	3,639,319	5,239,771
Intragovernmental fund.....
National Wool Act program	1,970	1,970	29,462	29,462	34,833	34,833
Total--Commodity Credit Corporation	860,162	700,906	159,256	8,339,473	4,554,167	3,785,305	8,913,922	3,639,319	5,274,603
Rural Electrification Administration.....	2,880	2,880	17,752	17,752	16,021	16,021
Farmers Home Administration:									
Public enterprise funds:									
Self-help housing land development fund.....	47	-47	1,621	406	1,215	314	281	33
Rural housing insurance fund.....	649,694	534,561	115,133	5,495,880	3,964,796	1,531,083	3,566,819	3,158,138	408,681
Agricultural credit insurance fund.....	1,234,784	1,092,397	142,387	7,051,369	6,954,439	96,931	6,410,902	5,131,881	1,279,021
Rural development insurance fund	205,598	218,375	-12,777	1,343,106	1,275,648	67,458	968,675	816,985	151,690
Rural water and waste disposal grants	27,346	27,346	208,629	208,629	168,472	168,472
Salaries and expenses.....	15,935	15,935	159,468	159,468	147,716	147,716
Other.....	5,680	5,680	38,946	38,946	31,119	31,119
Total--Farmers Home Administration	2,139,037	1,845,380	293,657	14,299,020	12,195,289	2,103,731	11,294,017	9,107,285	2,186,732
Soil Conservation Service:									
Conservation operations	27,937	27,937	192,758	192,758	172,989	172,989
Watershed and flood prevention operations.....	16,095	16,095	136,566	136,566	136,106	136,106
Other.....	7,958	7,958	52,444	52,444	50,697	50,697
Animal and Plant Health Inspection Service.....	23,943	23,943	166,410	166,410	153,578	153,578
Federal Grain Inspection Service.....	5,301	2,676	2,625	37,423	21,571	15,852	11,268	1	11,267
Agricultural Marketing Service.....	7,573	2,300	5,273	59,627	19,325	40,302	50,437	16,855	33,582
Food Safety and Quality Service:									
Salaries and expenses.....	30,572	30,572	214,651	214,651	193,831	193,831
Funds for strengthening markets, income, and supply.....	3,270	3,270	353,421	353,421	224,403	224,403
Expenses and refunds, inspection and grading of farm products.....	5,704	5,704	35,886	35,886	30,938	30,938
Food and Nutrition Service:									
Food program administration	8,717	8,717	55,809	55,809	47,749	47,749
Food stamp program	777,079	777,079	5,952,975	5,952,975	4,401,505	4,401,505
Special milk program	18,340	18,340	128,227	128,227	103,739	103,739
Child nutrition programs	258,119	258,119	2,445,959	2,445,959	2,162,227	2,162,227
Special supplemental food programs (WIC).....	64,181	64,181	445,856	445,856	350,699	350,699
Food donations program	6,010	6,010	58,982	58,982	26,754	26,754
Total--Food and Nutrition Service	1,132,446	1,132,446	9,087,809	9,087,809	7,092,673	7,092,673

TABLE III--BUDGET RECEIPTS AND OUTLAYS--Continued (In thousands)

Classification of OUTLAYS--Continued	This Month			Current Fiscal Year to Date			Comparable Period Prior Fiscal Year		
	Outlays	Applicable Receipts	Net Outlays	Outlays	Applicable Receipts	Net Outlays	Outlays	Applicable Receipts	Net Outlays
Department of Agriculture--Continued									
Forest Service:									
Forest management, protection and utilization.....	\$104,494	\$104,494	\$674,580	\$674,580	\$600,195	\$600,195
Construction and land acquisition.....	26,508	26,508	118,986	118,986	81,247	81,247
Forest roads and trails.....	2,369	2,369	77,757	77,757	93,922	93,922
Forest Service permanent appropriations.....	4,579	4,579	319,308	319,308	337,507	337,507
Cooperative work.....	11,128	11,128	61,588	61,588	-4,928	-4,928
Other.....	7,537	7,537	29,345	29,345	24,979	24,979
Total--Forest Service.....	156,617	156,617	1,281,564	1,281,564	1,132,923	1,132,923
Other.....	2,453	2,453	15,337	15,337	18,168	18,168
Proprietary receipts from the public.....	\$44,891	-44,891	\$885,003	-885,003	\$877,624	-877,624
Intrabudgetary transactions.....	-10,104	-10,104	-93,277	-93,277	-60,533	-60,533
Total--Department of Agriculture.....	4,688,783	2,599,693	2,089,090	35,763,363	17,749,817	18,013,546	30,889,769	13,713,868	17,175,901
Department of Commerce:									
General Administration.....	1,840	1,840	25,738	25,738	20,898	20,898
Bureau of the Census.....	151,988	151,988	436,444	436,444	108,111	108,111
Economic and Statistical Analysis.....	1,597	1,597	13,077	13,077	10,804	10,804
Economic Development Assistance:									
Economic Development Administration:									
Economic development assistance programs.....	38,284	38,284	364,324	364,324	287,243	287,243
Local public works program.....	30,313	30,313	337,491	337,491	1,421,981	1,421,981
Other.....	48,004	5,226	42,778	118,769	45,472	73,297	65,009	38,954	26,055
Regional Development Program.....	7,389	7,389	74,752	74,752	74,642	74,642
Total--Economic Development Assistance.....	123,990	5,226	118,765	895,336	45,472	849,864	1,848,874	38,954	1,809,921
Promotion of Industry and Commerce.....	8,046	8,046	100,699	100,699	97,470	97,470
Science and Technology:									
National Oceanic and Atmospheric Administration....	69,979	131	69,848	537,916	1,720	536,196	482,624	1,351	481,272
Patent and Trademark Office.....	7,757	7,757	70,338	70,338	65,990	65,990
Science and Technical Research.....	1,930	1,930	86,100	86,100	72,519	72,519
National Telecommunications and Information Administration.....	3,514	3,514	24,139	24,139	12,454	12,454
Total--Science and Technology.....	83,180	131	83,049	718,493	1,720	716,773	633,587	1,351	632,236
Maritime Administration:									
Public enterprise funds.....	1,602	3,830	-2,228	9,078	38,715	-29,637	27,279	45,927	-18,648
Ship construction.....	33,497	33,497	199,912	199,912	122,009	122,009
Operating-differential subsidies.....	25,450	25,450	222,184	222,184	200,132	200,132
Other.....	5,919	5,919	52,603	52,603	46,732	46,732
Proprietary receipts from the public.....	5,260	-5,260	48,614	-48,614	35,980	-35,980
Intrabudgetary transactions.....	-1,698	-1,698	-33,297	-33,297	-34,761	-34,761
Total--Department of Commerce.....	435,410	14,446	420,963	2,640,266	134,520	2,505,746	3,081,135	122,212	2,958,923

TABLE III--BUDGET RECEIPTS AND OUTLAYS--Continued (In thousands)

Classification of OUTLAYS--Continued	This Month			Current Fiscal Year to Date			Comparable Period Prior Fiscal Year		
	Outlays	Applicable Receipts	Net Outlays	Outlays	Applicable Receipts	Net Outlays	Outlays	Applicable Receipts	Net Outlays
Department of Defense--Military:									
Military Personnel:									
Department of the Army	\$994,651	\$994,651	\$7,740,997	\$7,740,997	\$7,100,132	\$7,100,132
Department of the Navy	828,714	828,714	6,502,960	6,502,960	6,016,100	6,016,100
Department of the Air Force	744,179	744,179	5,944,918	5,944,918	5,519,063	5,519,063
Total--Military Personnel	2,567,543	2,567,543	20,188,875	20,188,875	18,635,295	18,635,295
Retired Military Personnel	1,012,253	1,012,253	7,759,515	7,759,515	6,718,676	6,718,676
Operation and Maintenance:									
Department of the Army	1,044,951	1,044,951	7,802,904	7,802,904	6,802,538	6,802,538
Department of the Navy	1,453,606	1,453,606	9,898,782	9,898,782	8,007,299	8,007,299
Department of the Air Force	1,203,614	1,203,614	8,905,217	8,905,217	6,965,703	6,965,703
Defense agencies	361,841	361,841	2,461,114	2,461,114	2,196,411	2,196,411
Total--Operation and Maintenance	4,064,012	4,064,012	29,068,016	29,068,016	23,971,951	23,971,951
Procurement:									
Department of the Army	415,652	415,652	3,640,354	3,640,354	2,996,113	2,996,113
Department of the Navy	1,102,727	1,102,727	8,111,244	8,111,244	7,557,601	7,557,601
Department of the Air Force	890,708	890,708	7,373,172	7,373,172	5,697,415	5,697,415
Defense agencies	24,043	24,043	186,585	186,585	152,353	152,353
Total--Procurement	2,433,130	2,433,130	19,311,354	19,311,354	16,403,482	16,403,482
Research, Development, Test, and Evaluation:									
Department of the Army	198,800	198,800	1,735,503	1,735,503	1,616,939	1,616,939
Department of the Navy	380,613	380,613	2,773,668	2,773,668	2,436,264	2,436,264
Department of the Air Force	488,173	488,173	3,188,790	3,188,790	2,765,347	2,765,347
Defense agencies	92,250	92,250	634,662	634,662	520,544	520,544
Total--Research, Development, Test, and Evaluation	1,159,836	1,159,836	8,332,623	8,332,623	7,339,094	7,339,094
Military Construction:									
Department of the Army	79,239	79,239	561,784	561,784	454,045	454,045
Department of the Navy	62,459	62,459	516,544	516,544	471,872	471,872
Department of the Air Force	55,775	55,775	457,006	457,006	384,524	384,524
Defense agencies	6,981	6,981	6,954	6,954	13,233	13,233
Total--Military Construction	204,453	204,453	1,542,287	1,542,287	1,323,674	1,323,674
Family Housing	155,044	155,044	1,071,330	1,070,946	945,269	942,954
Revolving and Management Funds:									
Public Enterprise Funds	130	\$146	-15	1,052	1,124	-71	1,000	2,475	-1,476
Intragovernmental Funds:									
Department of the Army	-71,366	-71,366	123,486	123,486	99,314	99,314
Department of the Navy	-61,884	-61,884	41,618	41,618	174,127	174,127
Department of the Air Force	92,372	92,372	-41,939	-41,939	-92,117	-92,117
Defense agencies	-241,796	-241,796	62,491	62,491	-149,577	-149,577
Other	20,298	18,472	1,826	149,439	133,177	16,262	140,601	136,428	4,174
Proprietary receipts from the public	37,265	-37,265	411,697	-411,697	357,114	-357,114
Intrabudgetary transactions	-5,137	-5,137	8,083	8,083	6,594	6,594
Total--Department of Defense--Military	11,328,889	55,883	11,273,006	87,618,232	546,382	87,071,850	75,517,384	498,333	75,019,050

TABLE III--BUDGET RECEIPTS AND OUTLAYS--Continued (In thousands)

Classification of OUTLAYS--Continued	This Month			Current Fiscal Year to Date			Comparable Period Prior Fiscal Year		
	Outlays	Applicable Receipts	Net Outlays	Outlays	Applicable Receipts	Net Outlays	Outlays	Applicable Receipts	Net Outlays
Department of Defense--Civil:									
Corps of Engineers:									
General investigations.....	\$11,219	\$11,219	\$88,755	\$88,755	\$75,965	\$75,965
Construction, general.....	135,492	135,492	1,041,905	1,041,905	951,908	951,908
Operations and maintenance, general.....	63,365	63,365	528,859	528,859	475,116	475,116
Flood control.....	30,650	30,650	264,473	264,473	145,119	145,119
Other.....	8,384	8,384	136,508	136,508	114,788	114,788
Proprietary receipts from the public.....	\$6,379	-6,379	\$33,121	-33,121	\$26,741	-26,741
Total--Corps of Engineers.....	249,110	6,379	242,731	2,060,500	33,121	2,027,380	1,762,895	26,741	1,736,155
The Panama Canal.....	70,572	70,572	255,366	278,347	-22,980
Other.....	3,129	27	3,103	17,902	225	17,678	16,630	204	16,427
Proprietary receipts from the public.....	284	-284	2,548	-2,548	2,141	-2,141
Total--Department of Defense--Civil.....	252,239	6,689	245,550	2,148,974	35,893	2,113,081	2,034,892	307,432	1,727,460
Department of Education: ³									
Office of Elementary and Secondary Education:									
Elementary and Secondary Education.....	270,941	270,941	2,674,445	2,674,445	2,222,511	2,222,511
School assistance in federally affected areas.....	88,994	88,994	482,756	482,756	634,160	634,160
Equal educational opportunities.....	45,438	45,438	228,189	228,189	226,968	226,968
Libraries and learning resources.....	27,168	27,168	163,321	163,321	162,147	162,147
Indian education.....	2,885	2,885	51,631	51,631	34,557	34,557
Total--Office of Elementary and Secondary Education.....	435,426	435,426	3,600,342	3,600,342	3,280,344	3,280,344
Office of Special Education and Rehabilitative Services:									
Education for the handicapped.....	67,592	67,592	493,667	493,667	359,589	359,589
Rehabilitation services and handicapped research.....	54,514	54,514	54,514	54,514
Office of Vocational and Adult Education.....	57,071	57,071	532,394	532,394	512,170	512,170
Office of Postsecondary Education:									
College housing loans.....	-3,079	3,547	-6,626	81,621	124,176	-42,554	79,420	139,046	-59,626
Student financial assistance.....	395,865	395,865	2,427,518	2,427,518	2,113,914	2,113,914
Student loan insurance.....	94,438	94,438	1,008,791	35,490	973,300	700,933	30,061	670,872
Higher and continuing education and facilities loan and insurance.....	24,632	24,632	275,729	19,013	256,717	292,169	23,656	268,513
Total--Office of Postsecondary Education.....	511,856	3,547	508,309	3,793,660	178,679	3,614,981	3,186,436	192,763	2,993,673
Office of Educational Research and improvement.....	24,035	24,035	138,052	138,052	136,036	136,036
Special Institutions.....	31	31	123,022	123,022	118,402	118,402
Office of Civil Rights.....	1,233	1,233	1,233	1,233
Departmental Management.....	16,661	16,661	106,535	106,535	88,138	88,138
Proprietary receipts from the public.....	1,201	-1,201	1,201	-1,201
Total--Department of Education.....	1,168,419	4,748	1,163,671	8,843,417	179,879	8,663,538	7,681,115	192,763	7,488,352

See footnotes on page 3.

TABLE III--BUDGET RECEIPTS AND OUTLAYS--Continued (In thousands)

Classification of OUTLAYS--Continued	This Month			Current Fiscal Year to Date			Comparable Period Prior Fiscal Year		
	Outlays	Applicable Receipts	Net Outlays	Outlays	Applicable Receipts	Net Outlays	Outlays	Applicable Receipts	Net Outlays
Department of Energy:									
Atomic energy defense activities - operating expenses ...	\$192,640	\$192,640	\$1,535,536	\$1,535,536	\$2,164	\$2,164
Atomic energy defense activities - plant and capital equipment.....	49,222	49,222	292,488	292,488	448,791	448,791
Energy Programs:									
General science and research.....	35,505	35,505	289,299	289,299	36	36
Energy supply, R & D - operating expenses.....	136,498	136,498	1,532,932	1,532,932	3,239,750	3,239,750
Energy supply, R & D - plant and capital equipment ...	55,319	55,319	275,439	275,439
Uranium enrichment	52,408	52,408	125,592	125,592
Fossil fuel.....	70,781	70,781	496,189	496,189	400,934	400,934
Energy production, demonstration and distribution ...	11,934	11,934	107,591	107,591	94,623	94,623
Energy conservation	46,084	46,084	323,816	323,816	132,262	132,262
Strategic petroleum reserve	23,975	23,975	230,287	230,287	568,546	568,546
Other	28,216	28,216	158,452	158,452	122,714	122,714
Total--Energy Programs.....	460,718	460,718	3,539,597	3,539,597	4,558,865	4,558,865
Power Marketing Administration	54,337	\$62,092	-7,755	359,389	\$328,818	30,571	237,145	\$197,791	39,353
Departmental Administration.....	4,161	4,161	153,843	153,843	397,489	397,489
Proprietary receipts from the public.....	79,722	-79,722	1,839,663	-1,839,663	378,413	-378,413
Total--Department of Energy	761,078	141,814	619,264	5,880,854	2,168,481	3,712,373	5,644,454	576,205	5,068,249
Department of Health and Human Services: ³									
Public Health Service:									
Food and Drug Administration.....	26,268	468	25,800	220,717	4,277	216,441	209,596	4,917	204,679
Health Services Administration:									
Health services.....	99,752	99,752	825,205	825,205	726,781	726,781
Indian health services and facilities	49,628	49,628	414,539	414,539	367,216	367,216
Center for Disease Control	10,486	10,486	169,631	169,631	147,693	147,693
National Institutes of Health:									
Intragovernmental funds.....	-1,555	-1,555	-3,976	-3,976	-15,585	-15,585
Cancer Research	59,189	59,189	534,246	534,246	528,648	528,648
Heart, Lung, and Blood Research	37,411	37,411	326,348	326,348	301,211	301,211
Arthritis, Metabolism, and Digestive Diseases	23,768	23,768	193,550	193,550	156,551	156,551
Neurological and Communicative Disorders and Stroke.....	17,679	17,679	125,904	125,904	119,486	119,486
Allergy and Infectious Diseases	13,490	13,490	103,430	103,430	109,722	109,722
General Medical Sciences.....	1,564	1,564	165,406	165,406	164,446	164,446
Child Health and Human Development	12,903	12,903	105,247	105,247	115,446	115,446
Other research and institutes	34,213	34,213	209,879	209,879	166,404	166,404
Research resources.....	14,303	14,303	108,261	108,261	107,809	107,809
Other.....	15,717	15,717	85,636	85,636	86,847	86,847
Total--National Institutes of Health.....	228,682	228,682	1,953,931	1,953,931	1,840,984	1,840,984

See footnotes on page 3.

TABLE III--BUDGET RECEIPTS AND OUTLAYS--Continued (In thousands)

Classification of OUTLAYS--Continued	This Month			Current Fiscal Year to Date			Comparable Period Prior Fiscal Year		
	Outlays	Applicable Receipts	Net Outlays	Outlays	Applicable Receipts	Net Outlays	Outlays	Applicable Receipts	Net Outlays
Department of Health and Human Services--Continued									
Alcohol, Drug Abuse, and Mental Health Administration	\$60,948	\$60,948	\$802,321	\$802,321	\$768,806	\$768,806
Health Resources Administration:									
Public enterprise funds	2,582	\$228	2,354	25,558	\$7,186	18,372	32,390	\$7,127	25,263
Health resources	40,427	40,427	385,145	385,145	379,146	379,146
Office of Assistance Secretary for Health	17,798	17,798	131,117	131,117	112,135	112,135
Total--Public Health Service.....	536,572	695	535,876	4,928,165	11,463	4,916,702	4,584,748	12,044	4,572,703
Health Care Financing Administration:									
Intragovernmental funds	403	403	1,451	1,451	-683	-683
Grants to States for Medicaid	1,218,314	1,218,314	9,333,593	9,333,593	8,023,879	8,023,879
Payments to health care trust funds	546,556	546,556	5,207,647	5,207,647	5,463,294	5,463,294
Program management	1,538	1,538	65,609	65,609	65,807	65,807
Federal hospital insurance trust fund:									
Benefit payments	2,163,812	2,163,812	15,564,350	15,564,350	13,039,501	13,039,501
Administrative expenses and construction	39,043	39,043	327,177	327,177	307,084	307,084
Total--FHI trust fund	2,202,855	2,202,855	15,891,527	15,891,527	13,346,584	13,346,584
Federal supplementary medical ins. trust fund:									
Benefit payments	845,669	845,669	6,494,699	6,494,699	5,400,793	5,400,793
Administrative expenses and construction	49,791	49,791	403,012	403,012	365,684	365,684
Total--FSMI trust fund.....	895,460	895,460	6,897,711	6,897,711	5,766,477	5,766,477
Total--Health Care Financing Administration.....	4,865,125	4,865,125	37,397,538	37,397,538	32,665,358	32,665,358
Social Security Administration:									
Payments to social security trust funds	60	60	675,044	675,044	756,853	756,853
Special benefits for disabled coal miners	85,830	85,830	690,096	690,096	664,081	664,081
Supplemental security income program	1,047,677	1,047,677	4,684,845	4,684,845	3,452,505	3,452,505
Assistance payments program	603,732	603,732	4,777,915	4,777,915	4,427,875	4,427,875
Refugee assistance	13,926	13,926	219,150	219,150	76,200	76,200
Other	64	64	12	12
Federal old-age and survivors insurance trust fund:									
Benefit payments	8,128,038	8,128,038	64,477,700	64,477,700	56,792,403	56,792,403
Administrative expenses and construction	78,625	78,625	759,157	759,157	739,965	739,965
Payment to railroad retirement account
Vocational rehabilitation services	120	120	7,802	7,802	13,093	13,093
Total--FOASI trust fund.....	8,206,783	8,206,783	65,244,658	65,244,658	57,545,460	57,545,460
Federal disability insurance trust fund:									
Benefit payments	1,215,694	1,215,694	9,600,430	9,600,430	8,748,333	8,748,333
Administrative expenses and construction	29,685	29,685	219,399	219,399	254,077	254,077
Payment to railroad retirement account
Vocational rehabilitation services	-120	-120	48,198	48,198	50,776	50,776
Total--FDI trust fund	1,245,259	1,245,259	9,868,028	9,868,028	9,053,186	9,053,186
Total--Social Security Administration.....	11,203,267	11,203,267	86,159,801	86,159,801	75,976,173	75,976,173

TABLE III--BUDGET RECEIPTS AND OUTLAYS--Continued (In thousands)

Classification of OUTLAYS--Continued	This Month			Current Fiscal Year to Date			Comparable Period Prior Fiscal Year		
	Outlays	Applicable Receipts	Net Outlays	Outlays	Applicable Receipts	Net Outlays	Outlays	Applicable Receipts	Net Outlays
Department of Health and Human Services--Continued									
Human Development Services:									
Grants to states for social services.....	\$217,094	\$217,094	\$2,070,656	\$2,070,656	\$2,062,097	\$2,062,097
Human development services.....	141,129	141,129	1,620,075	1,620,075	1,520,060	1,520,060
Work incentives.....	34,190	34,190	268,817	268,817	253,027	253,027
Total--Human Development Services.....	392,412	392,412	3,959,548	3,959,548	3,835,184	3,835,184
Departmental Management.....	1,542	1,542	195,483	195,483	149,748	149,748
Proprietary receipts from the public.....	\$4,375	-4,375	\$23,480	-23,480	\$51,788	-51,788
Intrabudgetary transactions:									
Payments for health insurance for the aged:									
Federal hospital insurance trust fund.....	-730,156	-730,156	-733,849	-733,849
Federal supplementary medical insurance trust fund.....	-546,556	-546,556	-4,336,491	-4,336,491	-4,556,110	-4,556,110
Payments for military service credits and special benefits for the aged:									
Federal old-age and survivors insurance trust fund.....	(*)	(*)	-557,217	-557,217	-615,190	-615,190
Federal disability insurance trust fund.....	-117,827	-117,827	-141,663	-141,663
Federal hospital insurance trust fund.....	-141,000	-141,000	-141,000	-141,000
Receipts transferred to railroad retirement account..									
Interest on reimbursement of administrative and vocational rehabilitation expenses:									
Federal old-age and survivors insurance trust fund.....	-932	-932	-435	-435
Federal disability insurance trust fund.....	-1,380	-1,380	-1,431	-1,431
Federal hospital insurance trust fund.....	972	972	884	884
Federal supplementary medical insurance trust fund.....	1,295	1,295	-431	-431
Other.....
Total--Department of Health and Human Services	16,452,362	5,071	16,447,292	126,757,798	34,942	126,722,856	111,021,986	63,833	110,958,153
Department of Housing and Urban Development:									
Housing Programs:									
Public enterprise funds:									
Federal Housing Administration fund.....	100,056	119,111	-19,055	994,780	956,680	38,100	1,011,928	879,859	132,069
Housing for the elderly or handicapped fund.....	63,948	6,833	57,115	528,423	44,663	483,760	299,685	21,898	277,787
Low-rent housing--loans and other expenses.....	41,901	251,132	-209,231	1,231,700	1,126,727	104,973	198,504	165,120	33,384
Other.....	1,037	4,628	-3,591	12,915	36,572	-23,657	87,859	34,854	53,005
Rent supplement payments.....	25,469	25,469	184,447	184,447	161,408	161,408
Homeownership assistance.....	9,027	9,027	69,738	69,738	66,161	66,161
Rental housing assistance.....	52,686	52,686	449,486	449,486	409,281	409,281
Low-rent public housing.....	297,630	297,630	2,203,563	2,203,563	1,655,017	1,655,017
College housing grants.....	1,417	1,417	15,789	15,789	14,530	14,530
Payments for operation of low income housing projects.....	85,635	85,635	545,946	545,946	413,612	413,612
Other.....	4,343	4,343	18,961	18,961	19,897	19,897
Total--Housing Programs.....	683,148	381,703	301,445	6,255,748	2,164,642	4,091,106	4,337,884	1,101,731	3,236,153

See footnotes on page 3.

TABLE III--BUDGET RECEIPTS AND OUTLAYS--Continued (In thousands)

Classification of OUTLAYS--Continued	This Month			Current Fiscal Year to Date			Comparable Period Prior Fiscal Year		
	Outlays	Applicable Receipts	Net Outlays	Outlays	Applicable Receipts	Net Outlays	Outlays	Applicable Receipts	Net Outlays
Department of Housing and Urban Development--Continued									
Government National Mortgage Association:									
Special assistance functions fund	\$90,447	\$34,652	\$55,795	\$700,534	\$332,981	\$367,553	\$385,310	\$397,765	-\$12,455
Emergency mortgage purchase assistance	138,608	16,261	122,347	1,154,811	384,291	770,519	980,198	884,604	95,595
Management and liquidating functions fund	4,767	5,994	-1,227	46,423	53,333	-6,910	51,131	82,897	-31,766
Guarantees of mortgage-backed securities	1,366	5,762	-4,396	11,557	56,415	-44,858	6,929	41,234	-34,305
Participation sales fund	-23,614	-23,614	-31,253	-31,253	-31,469	-31,469
Total--Government National Mortgage Association	211,574	62,669	148,905	1,882,071	827,020	1,055,051	1,392,100	1,406,500	-14,400
Community Planning and Development:									
Public enterprise fund:									
Rehabilitation loan fund	19,740	5,003	14,737	141,188	32,571	108,617	78,145	31,491	46,654
Urban renewal programs	14,643	3,100	11,543	293,979	147,523	146,455	259,522	82,081	177,440
Community development grants	351,182	351,182	2,497,527	2,497,527	1,976,633	1,976,633
Urban development action grants	15,289	15,289	121,104	121,104	21,702	21,702
Comprehensive planning grants	5,301	5,301	38,551	38,551	43,667	43,667
Other	257	257	1,627	1,627	9,915	9,915
Total--Community Planning and Development	406,411	8,103	398,308	3,093,976	180,094	2,913,881	2,389,584	113,572	2,276,012
New Community Development Corporation	2,142	474	1,669	34,320	3,200	31,121	19,182	498	18,684
Management and Administration	36,983	36,983	199,164	199,164	171,481	171,481
Other	2,266	2,266	40,811	40,811	43,572	43,572
Proprietary receipts from the public	267	-267	8,023	-8,023	1,380	-1,380
Total--Department of Housing and Urban Development	1,342,525	453,216	889,309	11,506,092	3,182,979	8,323,113	8,353,803	2,623,681	5,730,122
Department of the Interior:									
Land and Water Resources:									
Bureau of Land Management:									
Management of lands and resources	26,936	26,936	210,381	210,381	171,726	171,726
Payments in lieu of taxes	297	297	240	240	7,994	7,994
Other	158,783	158,783	433,817	433,817	353,860	353,860
Water and Power Resources Service:									
Construction program	31,184	31,184	249,561	249,561	209,009	209,009
Operation and maintenance	8,880	8,880	66,114	66,114	52,631	52,631
Other	24,019	10,726	13,293	198,557	48,029	150,528	212,581	37,814	174,767
Office of Water Research and Technology	2,106	2,106	18,328	18,328	15,030	15,030
Total--Land and Water Resources	252,204	10,726	241,478	1,176,997	48,029	1,128,968	1,022,831	37,814	985,017
Fish and Wildlife and Parks:									
Heritage Conservation and Recreation Service	62,574	62,574	460,901	460,901	459,961	459,961
United States Fish and Wildlife Service	33,737	33,737	309,260	309,260	255,513	255,513
National Park Service	39,771	39,771	363,287	363,287	298,427	298,427
Total--Fish and Wildlife and Parks	136,082	136,082	1,133,449	1,133,449	1,013,901	1,013,901

TABLE III--BUDGET RECEIPTS AND OUTLAYS--Continued (In thousands)

Classification of OUTLAYS--Continued	This Month			Current Fiscal Year to Date			Comparable Period Prior Fiscal Year		
	Outlays	Applicable Receipts	Net Outlays	Outlays	Applicable Receipts	Net Outlays	Outlays	Applicable Receipts	Net Outlays
Department of the Interior--Continued									
Energy and Minerals:									
Geological Survey.....	\$54,717	\$54,717	\$445,384	\$445,384	\$407,143	\$407,143
Office of Surface Mining Reclamation and Enforcement	6,863	6,863	50,384	50,384	26,406	26,406
Bureau of Mines.....	17,194	\$1,043	16,150	118,210	\$9,169	109,042	100,678	\$7,325	93,353
Total--Energy and Minerals	78,774	1,043	77,731	613,978	9,169	604,810	534,227	7,325	526,901
Bureau of Indian Affairs:									
Public enterprise funds	2,575	550	2,025	8,809	5,616	3,193	4,809	5,130	-320
Operation of Indian programs	56,953	56,953	618,195	618,195	461,223	461,223
Construction	8,533	8,533	36,418	36,418	138,777	138,777
Indian tribal funds	20,507	20,507	299,099	299,099	140,151	140,151
Other.....	4,340	4,340	22,096	22,096	8,444	8,444
Total--Bureau of Indian Affairs	92,908	550	92,358	984,617	5,616	979,001	753,404	5,130	748,274
Office of Territorial Affairs	6,589	6,589	139,892	139,892	167,640	167,640
Office of the Solicitor and Office of the Secretary.....	3,123	3,123	33,575	33,575	46,458	46,458
Proprietary receipts from the public.....	120,374	-120,374	984,239	-984,239	734,353	-734,353
Intrabudgetary transactions.....	-74,372	-74,372	-62,686	-62,686
Total--Department of the Interior	569,680	132,692	436,987	4,008,137	1,047,051	2,961,085	3,475,774	784,622	2,691,152
Department of Justice:									
General Administration.....	-755	-755	28,017	28,017	19,404	19,404
United States Parole Commission.....	445	445	3,657	3,657
Legal Activities	40,012	40,012	301,395	301,395	260,694	260,694
Federal Bureau of Investigation	63,372	63,372	420,340	420,340	407,536	407,536
Immigration and Naturalization Services	25,673	25,673	226,194	226,194	200,472	200,472
Drug Enforcement Administration	16,901	16,901	141,229	141,229	125,300	125,300
Federal Prison System.....	29,147	988	28,158	257,969	8,316	249,653	248,818	7,802	241,016
Office of Justice Assistance, Research and Statistics.....	60,717	60,717	444,894	444,894	464,375	464,375
Proprietary receipts from the public.....	85	-85	8,714	-8,714	16,667	-16,667
Total--Department of Justice	235,510	1,073	234,437	1,823,695	17,030	1,806,665	1,726,599	24,469	1,702,130
Department of Labor:									
Employment and Training Administration:									
Program administration.....	8,778	8,778	62,801	62,801	62,283	62,283
Employment and training assistance	558,767	558,767	4,211,546	4,211,546	3,495,569	3,495,569
Community service employment for older Americans	25,846	25,846	152,541	152,541	122,726	122,726
Temporary employment assistance	160,471	160,471	1,244,251	1,244,251	2,367,687	2,367,687
Federal unemployment benefits and allowances.....	139,811	139,811	1,007,242	1,007,242	727,284	727,284
Grants to states for unemployment insurance and employment services.....	-9,256	-9,256	9,609	9,609	11,641	11,641
Advances to the unemployment trust fund and other funds.....	57,000	57,000	392,782	392,782	130,193	130,193
Other.....	138	138	1,896	1,896	2,495	2,495
Unemployment trust fund:									
Federal-State unemployment insurance:									
State unemployment benefits	1,212,937	1,212,937	8,346,958	8,346,958	5,959,172	5,959,172
State administrative expenses	160,170	160,170	1,217,501	1,217,501	1,057,109	1,057,109
Federal administrative expenses	3,538	3,538	37,641	37,641	55,484	55,484
Interest on refunds of taxes.....	427	427	1,093	1,093	331	331
Repayment of advances from the general fund.....	200,000	200,000

TABLE III--BUDGET RECEIPTS AND OUTLAYS--Continued (In thousands)

Classification of OUTLAYS--Continued	This Month			Current Fiscal Year to Date			Comparable Period Prior Fiscal Year		
	Outlays	Applicable Receipts	Net Outlays	Outlays	Applicable Receipts	Net Outlays	Outlays	Applicable Receipts	Net Outlays
Department of Labor--Continued									
Employment and Training Administration--Continued									
Unemployment Trust Fund--Continued									
Railroad-unemployment insurance:									
Railroad unemployment benefits.....	\$13,671	\$13,671	\$130,674	\$130,674	\$106,293	\$106,293
Administrative expenses.....	604	604	7,007	7,007	8,870	8,870
Payment of interest on advances from railroad retirement account.....			753	753
Total--Unemployment trust fund	1,391,347	1,391,347	9,740,874	9,740,874	7,388,012	7,388,012
Total--Employment and Training Administration	2,332,902	2,332,902	16,823,542	16,823,542	14,307,890	14,307,890
Labor-Management Services Administration.....	4,133	4,133	34,847	34,847	36,813	36,813
Employment Standards Administration:									
Salaries and expenses.....	16,772	16,772	120,688	120,688	100,028	100,028
Special benefits.....	56,504	56,504	-23,754	-23,754	-33,094	-33,094
Black Lung Disability Trust Fund.....	22,120	22,120	382,770	382,770	267,194	267,194
Special workers' compensation expenses	1,323	1,323	7,506	7,506	4,974	4,974
Occupational Safety and Health Administration	12,112	12,112	113,325	113,325	99,907	99,907
Mine Safety and Health Administration.....	11,618	11,618	93,189	93,189	85,215	85,215
Bureau of Labor Statistics.....	9,274	9,274	71,487	71,487	60,345	60,345
Departmental Management.....	-1,063	-1,063	53,674	53,674	41,073	41,073
Proprietary receipts from the public.....		\$792	-792		\$4,481	-4,481		\$1,534	-1,534
Intrabudgetary transactions.....			-197,782	-197,782	-334,918	-334,918
Total--Department of Labor	2,465,697	792	2,464,905	17,479,491	4,481	17,475,010	14,635,427	1,534	14,633,893
Department of State:									
Administration of Foreign Affairs:									
Salaries and expenses.....	45,517	45,517	456,565	456,565	410,400	410,400
Acquisition, operation, and maintenance of buildings abroad.....	7,107	7,107	70,568	70,568	74,541	74,541
Payment to Foreign Service retirement and disability fund.....			43,369	43,369	38,107	38,107
Foreign Service retirement and disability fund.....	12,476	12,476	91,072	91,072	69,574	69,574
Other.....	413	413	10,605	10,605	7,467	7,467
Total--Administration of Foreign Affairs.....	65,514	65,514	672,180	672,180	600,090	600,090
International Organization and Conferences	95,171	95,171	355,701	355,701	229,990	229,990
International Commissions.....	3,380	3,380	15,110	15,110	15,326	15,326
Migration and Refugee Assistance	26,045	26,045	325,597	325,597	86,925	86,925
United States Emergency Refugee and Migration Assistance Fund.....	28	28	21,244	21,244	12,250	12,250
Other.....			541	541	6,224	6,224
Proprietary receipts from the public.....		5,070	-5,070		-6,530	6,530		-6,963	6,963
Intrabudgetary transactions:									
Foreign Service retirement and disability fund: Receipts transferred to Civil Service retirement and disability fund		-851	-851	-604	-604
General fund contributions.....			-43,369	-43,369	-62,927	-62,927
Other.....			-303	-303
Total--Department of State	190,139	5,070	185,069	1,346,153	-6,530	1,352,684	886,972	-6,963	893,934

TABLE III--BUDGET RECEIPTS AND OUTLAYS--Continued (In thousands)

Classification of OUTLAYS--Continued	This Month			Current Fiscal Year to Date			Comparable Period Prior Fiscal Year		
	Outlays	Applicable Receipts	Net Outlays	Outlays	Applicable Receipts	Net Outlays	Outlays	Applicable Receipts	Net Outlays
Department of Transportation:									
Office of the Secretary	\$15,215	\$15,215	\$41,154	\$41,154	\$31,671	\$31,671
Coast Guard:									
Operating expenses	86,906	86,906	717,605	717,605	653,190	653,190
Acquisition, construction, and improvements	20,360	20,360	168,757	168,757	129,954	129,954
Retired pay	17,476	17,476	133,629	133,629	113,406	113,406
Other	6,735	\$255	6,480	54,583	\$2,418	52,165	54,128	\$2,458	51,670
Total--Coast Guard	131,477	255	131,222	1,074,573	2,418	1,072,156	950,678	2,458	948,220
Federal Aviation Administration:									
Operations	160,930	160,930	1,452,524	1,452,524	1,346,584	1,346,584
Other	5,519	5,518	34,091	8	34,083	30,527	3	30,523
Airport and airway trust fund:									
Grants-in-aid for airports	37,621	37,621	357,106	357,106	347,775	347,775
Facilities and equipment	20,390	20,390	144,346	144,346	130,266	130,266
Interest on refunds of taxes	18	18	10	10
Other	7,207	7,207	50,914	50,914	45,470	45,470
Total--Airport and airway trust fund	65,218	65,218	552,383	552,383	523,522	523,522
Total--Federal Aviation Administration	231,667	231,667	2,038,998	8	2,038,989	1,900,632	3	1,900,629
Federal Highway Administration:									
Highway trust fund:									
Federal-aid highways	583,242	583,242	5,313,411	5,313,411	4,109,248	4,109,248
Other	10,450	10,450	95,041	95,041	50,832	50,832
Off-systems roads programs	11,392	11,392	103,481	103,481	111,224	111,224
Other programs	8,152	8,152	72,762	72,762	57,299	57,299
Total--Federal Highway Administration	613,236	613,236	5,584,694	5,584,694	4,328,603	4,328,603
National Highway Traffic Safety Administration:									
Operations and Research	7,068	7,068	44,134	44,134	36,333	36,333
Trust fund share of traffic safety programs	13,000	13,000	135,654	135,654	130,900	130,900
Other	3,261	3,261	-1,868	-1,868	-864	-864
Federal Railroad Administration:									
Public enterprise funds	15,085	3,532	11,553	96,194	23,147	73,046	78,715	24,157	54,557
Railroad research and development	3,861	3,861	37,365	37,365	37,093	37,093
Rail assistance	3,197	3,197	51,421	51,421	42,161	42,161
Northeast corridor improvement program	15,554	15,554	145,070	145,070	117,257	117,257
Grants to National Railroad Passenger Corporation	669,310	669,310	590,000	590,000
Other	2,873	2,873	24,187	24,187	22,684	22,684
Total--Federal Railroad Administration	40,571	3,532	37,039	1,023,547	23,147	1,000,400	887,910	24,157	863,752
Urban Mass Transportation Administration	246,853	246,853	2,200,777	2,200,777	1,675,457	1,675,457
Other	4,646	835	3,812	25,912	5,778	20,135	14,497	5,737	8,760
Proprietary receipts from the public	3,846	-3,846	30,416	-30,416	38,434	-38,434
Total--Department of Transportation	1,306,994	8,467	1,298,526	12,167,576	61,767	12,105,809	9,955,818	70,789	9,885,028

TABLE III--BUDGET RECEIPTS AND OUTLAYS--Continued (In thousands)

Classification of OUTLAYS--Continued	This Month			Current Fiscal Year to Date			Comparable Period Prior Fiscal Year		
	Outlays	Applicable Receipts	Net Outlays	Outlays	Applicable Receipts	Net Outlays	Outlays	Applicable Receipts	Net Outlays
Department of the Treasury:									
Office of the Secretary.....	\$6,591	\$6,591	\$63,829	\$63,829	\$20,050	\$3	\$20,047
Office of Revenue Sharing:									
General Revenue Sharing.....	91	91	5,119,114	5,119,114	5,133,362	5,133,362
Other.....	625	625	4,259	4,259	4,707	4,707
Federal Law Enforcement Training Center.....	1,733	1,733	13,603	13,603	17,323	17,323
Bureau of Government Financial Operations:									
Salaries and expenses.....	14,611	14,611	128,985	128,985	119,204	119,204
Claims, judgements, and relief acts.....	18,575	18,575	163,801	163,801	178,587	178,587
Other.....	1,112	1,112	7,474	7,474	542,557	542,557
Total--Bureau of Government Financial Operations.....	34,298	34,298	300,260	300,260	840,348	840,348
Bureau of Alcohol, Tobacco and Firearms.....	10,764	10,764	99,917	99,917	88,235	88,235
United States Customs Service.....	64,907	64,907	555,469	555,469	441,683	441,683
Bureau of Engraving and Printing.....	-1,777	-1,777	6,054	6,054	104	104
Bureau of the Mint.....	4,773	4,773	38,517	38,517	26,816	26,816
Bureau of the Public Debt.....	33,940	33,940	135,726	135,726	107,563	107,563
Internal Revenue Service:									
Federal tax lien revolving fund.....	7	\$105	-98	1,114	\$848	267	537	440	97
Salaries and expenses.....	10,973	10,973	100,217	100,217	85,277	85,277
Taxpayer service and returns processing.....	62,609	62,609	548,159	548,159	529,302	529,302
Examinations and appeals.....	67,491	67,491	587,082	587,082	538,806	538,806
Investigations and collections.....	37,845	37,845	349,495	349,495	287,326	287,326
Payment where credit exceeds liability for tax.....	224,044	224,044	1,184,238	1,184,238	704,204	704,204
Refunding internal revenue collections, interest.....	44,565	44,565	262,864	262,864	237,109	237,109
Internal revenue collections for Puerto Rico.....	27,161	27,161	153,018	153,018	146,379	146,379
Other.....	351	351	1,432	1,432
Total--Internal Revenue Service.....	475,046	105	474,942	3,187,619	848	3,186,772	2,528,941	440	2,528,501
United States Secret Service.....	19,989	19,989	117,279	117,279	93,555	93,555
Comptroller of the Currency.....	5,894	821	5,073	68,894	54,661	14,232	59,895	50,225	9,669
Interest on the public debt:									
Public issues (accrual basis).....	5,226,536	5,226,536	38,958,952	38,958,952	31,484,699	31,484,699
Special Issues (cash basis).....	610,058	610,058	8,455,839	8,455,839	6,382,400	6,382,400
Total--Interest on the public debt.....	5,836,593	5,836,593	47,414,791	47,414,791	37,867,099	37,867,099
Proprietary receipts from the public.....	80,573	-80,573	1,186,620	-1,186,620	762,549	-762,549
Receipts from off-budget Federal agencies.....	477,317	-477,317	3,796,488	-3,796,488	2,453,686	-2,453,686
Intrabudgetary transactions.....	-7,283	-7,283	-2,340,707	-2,340,707	-1,744,781	-1,744,781
Total--Department of the Treasury.....	6,486,184	558,816	5,927,368	54,784,623	5,038,617	49,746,006	45,484,900	3,266,903	42,217,997

TABLE III--BUDGET RECEIPTS AND OUTLAYS--Continued (In thousands)

Classification of OUTLAYS--Continued	This Month			Current Fiscal Year to Date			Comparable Period Prior Fiscal Year		
	Outlays	Applicable Receipts	Net Outlays	Outlays	Applicable Receipts	Net Outlays	Outlays	Applicable Receipts	Net Outlays
Environmental Protection Agency:									
Salaries and expenses	\$32,701	\$32,701	\$279,890	\$279,890	\$62,522	\$62,522
Research and development:									
Energy supply	22,013	22,013	162,119	162,119	187,598	187,598
Pollution control and abatement	463	463	2,594	2,594	8,754	8,754
Abatement, control, and compliance	27,774	27,774	308,702	308,702	346,426	346,426
Construction grants	382,981	382,981	2,954,188	2,954,188	2,382,281	2,382,281
Other	2,862	\$51	2,811	24,783	\$459	24,324	57,686	\$430	57,256
Proprietary receipts from the public	-4,780	4,780	-5,800	5,800	400	-400
Total--Environmental Protection Agency	468,795	-4,729	473,523	3,732,277	-5,341	3,737,618	3,045,266	830	3,044,436
National Aeronautics and Space Administration:									
Research and Development	305,267	305,267	2,409,381	2,409,381	1,964,775	1,964,775
Construction of facilities	11,709	11,709	86,588	86,588	84,637	84,637
Research and program management	80,112	80,112	667,409	667,409	616,465	616,465
Other	1,274	1,274	12	12
Proprietary receipts from the public	149	-149	2,032	-2,032	8,651	-8,651
Total--National Aeronautics and Space Administration	397,088	149	396,939	3,164,652	2,032	3,162,621	2,665,890	8,651	2,657,239
Veterans Administration:									
Public enterprise funds:									
Loan guaranty revolving fund	34,119	22,769	11,350	305,912	185,347	120,566	337,421	176,948	160,473
Direct loan revolving fund	3,929	8,656	-4,727	53,686	76,371	-22,685	57,328	84,388	-27,060
Veterans reopened insurance fund	6,103	2,094	4,009	27,691	32,500	-4,809	17,585	30,983	-13,398
Education loan fund	322	168	154	3,952	1,078	2,875	5,630	459	5,171
Other	24,282	25,324	-1,042	180,997	181,521	-524	173,585	175,238	-1,653
Compensation and pensions	1,792,149	1,792,149	8,295,513	8,295,513	6,898,637	6,898,637
Readjustment benefits	373,537	373,537	1,950,265	1,950,265	2,110,542	2,110,542
Medical care	468,469	468,469	3,955,304	3,955,304	3,497,696	3,497,696
Medical and prosthetic research	10,447	10,447	89,386	89,386	79,851	79,851
General operating expenses	55,826	55,826	435,551	435,551	416,787	416,787
Construction projects	24,809	24,809	186,197	186,197	152,841	152,841
Insurance funds:									
National service life	85,529	85,529	649,520	649,520	537,324	537,324
United States Government life	7,336	7,336	52,097	52,097	48,329	48,329
Veterans special life	4,849	4,252	597	38,792	59,021	-20,229	40,174	57,632	-17,457
Other	9,042	9,042	83,731	83,731	83,468	83,468
Proprietary receipts from the public:									
National service life	35,530	-35,530	301,802	-301,802	307,297	-307,297
Government life	343	-343	3,880	-3,880	3,001	-3,001
Other	9,754	-9,754	72,044	-72,044	45,007	-45,007
Intrabudgetary transactions	-210	-210	-2,413	-2,413	-1,574	-1,574
Total--Veterans Administration	2,900,540	108,891	2,791,650	16,306,180	913,562	15,392,618	14,455,625	880,953	13,574,672
Independent agencies:									
Action	11,834	11,834	86,389	86,389	79,976	79,976
Arms Control and Disarmament Agency	1,095	1,095	11,558	11,558	9,301	9,301
Board for International Broadcasting	7,533	7,533	72,853	72,853	57,715	57,715
Civil Aeronautics Board	8,593	3	8,589	78,161	105	78,055	65,163	99	65,064
Commission on Civil Rights	1,060	1,060	7,929	7,929	6,666	6,666
Community Services Administration	109,842	194	109,648	1,879,498	1,187	1,878,311	556,251	154	556,097
Consumer Product Safety Commission	3,014	2	3,012	29,085	7	29,078	27,725	12	27,713
Corporation for Public Broadcasting	142,000	142,000	120,200	120,200

TABLE III--BUDGET RECEIPTS AND OUTLAYS--Continued (In thousands)

Classification of OUTLAYS--Continued	This Month			Current Fiscal Year to Date			Comparable Period Prior Fiscal Year		
	Outlays	Applicable Receipts	Net Outlays	Outlays	Applicable Receipts	Net Outlays	Outlays	Applicable Receipts	Net Outlays
Independent Agencies--Continued									
District of Columbia:									
Federal payment				\$230,922		\$230,922	\$242,725		\$242,725
Loans and repayable advances.....	\$30,000		\$30,000	110,000	\$44,376	65,624	80,416	\$22,346	58,070
Equal Employment Opportunity Commission	10,014		10,014	88,665	37	88,628	61,284	25	61,259
Export-Import Bank of the United States.....	355,839	\$242,738	113,101	2,672,786	1,542,579	1,130,206	1,440,969	1,516,903	-75,934
Federal Communications Commission	5,746	1	5,745	50,256	14	50,241	46,242	13	46,229
Federal Deposit Insurance Corporation.....	338,135	194,586	143,549	586,020	1,365,740	-779,720	360,272	1,364,255	-1,003,983
Federal Emergency Management Agency:									
National flood insurance and development fund	19,937		19,937	275,070	9	275,061	160,808	70,612	90,196
Emergency planning, preparedness, and mobilization.	31,039		31,039	88,727		88,727	89,289		89,289
Hazard mitigation and disaster assistance.....	-9,982		-9,982	85,715		85,715	24,196		24,196
Federal Home Loan Bank Board:									
Public enterprise funds:									
Federal Home Loan Bank Board revolving fund.....	2,027	2,128	-101	13,593	14,721	-1,127	33,920	33,726	194
Federal Savings and Loan Insurance Corp. fund....	486,595	92,238	394,356	891,431	512,809	378,622	119,616	440,649	-321,033
Interest adjustment payments				21		21	22		22
Federal Trade Commission.....	8,040	334	7,706	46,616	348	46,268	41,667	-568	42,234
General Services Administration:									
Real Property Activities.....	67,593		67,593	-162,247		-162,247	-209,093		-209,093
Personal Property Activities.....	3,183		3,183	77,012		77,012	60,697		60,697
Records Activities.....	5,261	549	4,712	62,641	5,144	57,497	56,559	5,982	50,577
Federal Property Resources Activities.....	2,179		2,179	28,421		28,421	23,930		23,930
General Activities	8,550		8,550	91,091	476	90,614	67,844	500	67,345
Other.....	-5,382		-5,382	22,593		22,593	-469		-469
Proprietary receipts from the public:									
Stockpile receipts.....		12,521	-12,521		65,300	-65,300		44,962	-44,962
Other.....		15,280	-15,280		108,032	-108,032		17,920	-17,920
Intrabudgetary transactions				8		8	-9,411		-9,411
Total--General Services Administration	81,384	28,350	53,034	119,518	178,953	-59,435	-9,943	69,363	-79,306
Intragovernmental Agencies:									
Washington Metropolitan Area Transit Authority				66,895		66,895	36,462		36,462
Other.....	984	225	759	4,100	1,725	2,375	4,222	1,185	3,037
International Communications Agency.....	36,227	217	36,010	285,496	226	285,270	247,903	570	247,333
Interstate Commerce Commission.....	8,800	1	8,799	126,179	2,237	123,942	45,009	12,202	32,807
Legal Services Corporation.....	17,390		17,390	208,673		208,673	180,830		180,830
Merit Systems Protection Board.....	2,369		2,369	9,144		9,144	2,943		2,943
National Credit Union Administration:									
Central liquidity facility.....	58,651	41,576	17,076	217,659	169,622	48,037			
Other.....	5,570	4,469	1,101	57,293	84,980	-27,687	-3,170	18,248	-21,418
National Foundation on the Arts and the Humanities:									
National Endowment for the Arts	12,031		12,031	96,080	6	96,074	92,289	5	92,284
National Endowment for the Humanities	14,748		14,748	105,320		105,320	92,040		92,040
National Labor Relations Board	10,673	9	10,665	74,997	65	74,932	66,592	80	66,513
National Science Foundation.....	83,593	11	83,581	569,778	222	569,556	527,528	423	527,105
National Transportation Safety Board	1,349	(*)	1,350	11,953	3	11,949	10,874	7	10,867
Nuclear Regulatory Commission.....	39,739	-2	39,736	238,287	12	238,275	192,579	13	192,566

See footnotes on page 3.

TABLE III--BUDGET RECEIPTS AND OUTLAYS--Continued (In thousands)

Classification of OUTLAYS--Continued	This Month			Current Fiscal Year to Date			Comparable Period Prior Fiscal Year		
	Outlays	Applicable Receipts	Net Outlays	Outlays	Applicable Receipts	Net Outlays	Outlays	Applicable Receipts	Net Outlays
Independent Agencies--Continued									
Office of Personnel Management:									
Salaries and expenses.....	\$11,217	\$11,217	\$104,439	\$104,439	\$100,989	\$100,989
Government payment for annuitants, employees health benefits	54,800	54,800	403,510	403,510	320,029	320,029
Payment to civil service retirement and disability fund.....	81	81	648	648	720	720
Civil service retirement and disability fund.....	1,296,997	1,296,997	9,549,225	9,549,225	8,074,452	8,074,452
Employees health benefits fund.....	334,662	\$314,299	20,363	2,328,090	\$2,295,350	32,741	2,101,188	\$2,101,591	-403
Employees life insurance fund.....	32,947	118,133	-85,186	321,593	587,147	-265,554	330,725	543,786	-213,061
Retired employees health benefits fund.....	1,296	1,301	-5	8,604	7,423	1,181	8,865	5,254	3,612
Other.....	5,058	5,058	15,833	15,833	12,096	12,096
Proprietary receipts from the public.....	8	-8	1,020	-1,020	1,296	-1,296
Intrabudgetary transactions:									
Civil service retirement and disability fund: Receipts transferred to Foreign Service re- tirement and disability fund.....	-135	-135	-4,018	-4,018	-6,527	-6,527
General fund contributions.....	-28,404	-28,404	-29,076	-29,076	-720	-720
Other.....	-1,832	-1,832	-15,576	-15,576	-12,129	-12,129
Total--Office of Personnel Management.....	1,706,686	433,741	1,272,946	12,683,273	2,890,939	9,792,335	10,929,687	2,651,926	8,277,761
Panama Canal Commission	23,100	33,492	-10,392	151,214	244,556	-93,342
Postal Services (payment to the Postal Service fund).....	1,676,810	1,676,810	1,785,176	1,785,176
Railroad Retirement Board:									
Federal Windfall Payment to Railroad Retirement Trust Fund.....	313,000	313,000	313,000	313,000
Regional rail transportation protective account.....	75	75	28,339	28,339	42,255	42,255
Milwaukee railroad restructuring, administration.....
Railroad retirement accounts:									
Benefits payments and claims	380,226	380,226	3,038,831	3,038,831	2,771,892	2,771,892
Advances to the railroad retirement account from the FOASI trust fund	-24,781	-24,781	-187,725	-187,725	-151,421	-151,421
Advances to the railroad retirement account from the FDI trust fund.....	-3,149	-3,149	-24,809	-24,809	-17,559	-17,559
Disbursements for the payment of FOASI benefits...	24,750	24,750	186,699	186,699	148,393	148,393
Disbursement for the payment of FDI benefits.....	3,261	3,261	25,032	25,032	21,532	21,532
Administrative expenses.....	3,498	3,498	25,639	25,639	21,471	21,471
Interest on refunds of taxes.....	5	5	11	11	9	9
Proprietary receipts from the public.....	(*)	24	-24	1	-1
Intrabudgetary transactions:									
Railroad retirement account: Payment to railroad retirement trust funds	-313,000	-313,000	-313,000	-313,000
Interest transferred to federal hospital insurance trust fund.....
Interest on advances to railroad unemployment insurance account.....	-753	-753
Total--Railroad Retirement Board.....	383,885	383,885	3,092,016	24	3,091,991	2,835,819	1	2,835,818

See footnotes on page 3.

TABLE III--BUDGET RECEIPTS AND OUTLAYS--Continued (In thousands)

Classification of OUTLAYS--Continued	This Month			Current Fiscal Year to Date			Comparable Period Prior Fiscal Year		
	Outlays	Applicable Receipts	Net Outlays	Outlays	Applicable Receipts	Net Outlays	Outlays	Applicable Receipts	Net Outlays
Independent Agencies--Continued									
Securities and Exchange Commission	\$5,296	\$2	\$5,294	\$49,881	\$6	\$49,875	\$45,107	\$17	\$45,090
Small Business Administration:									
Public enterprise funds:									
Business loan and investment fund	107,615	49,892	57,723	879,480	326,584	552,896	694,982	303,284	391,697
Disaster loan fund	114,597	39,091	75,506	1,178,038	445,546	732,491	967,240	359,284	607,957
Other	2,536	2,229	307	22,247	12,707	9,539	24,948	9,211	15,737
Salaries and expenses	15,664	15,664	143,461	143,461	122,617	122,617
Proprietary receipts from the public	2	-2	20	-20	15	-15
Other	174	174	1,833	1,833	582	582
Total--Small Business Administration	240,585	91,213	149,373	2,225,058	784,857	1,440,201	1,810,369	671,794	1,138,575
Smithsonian Institution	10,831	1	10,830	86,590	80	86,509	84,151	44	84,108
Tennessee Valley Authority	487,717	291,522	196,195	3,756,497	2,710,310	1,046,187	3,082,540	1,971,890	1,110,650
United States Railway Association:									
Administrative expenses	2,300	2,300	22,580	22,580	20,450	20,450
Purchases of Conrail Securities	50,000	50,000	375,700	375,700	444,300	444,300
Other independent agencies	25,317	973	24,344	189,450	9,653	179,798	143,383	9,696	133,688
Total--Independent agencies	4,729,584	1,453,027	3,271,557	33,947,737	10,560,411	23,387,326	26,291,563	8,855,689	17,435,874
Undistributed offsetting receipts:									
Federal employer contributions to retirement and social insurance funds:									
Legislative Branch:									
United States Tax Court:									
Tax court judges survivors annuity fund	-40	-40	-30	-30
The Judiciary:									
Judicial survivors annuity fund	-138	-138	-1,199	-1,199	-1,010	-1,010
Department of Health and Human Services:									
Federal old-age and survivors insurance trust fund	-91,000	-91,000	-664,000	-664,000	-613,000	-613,000
Federal disability insurance trust fund	-16,000	-16,000	-114,000	-114,000	-108,000	-108,000
Federal hospital insurance trust fund	-22,000	-22,000	-160,000	-160,000	-146,000	-146,000
Department of State:									
Foreign Service retirement and disability fund	-2,024	-2,024	-14,298	-14,298	-12,421	-12,421
Independent agencies:									
Office of Personnel Management:									
Civil Service retirement and disability fund	-198,412	-198,412	-1,881,155	-1,881,155	-1,630,431	-1,630,431
Receipts from off-budget Federal agencies:									
Independent agencies:									
Office of Personnel Management:									
Civil Service retirement and disability fund	-60,000	-60,000	-503,476	-503,476	-478,166	-478,166
Subtotal	-389,573	-389,573	-3,338,167	-3,338,167	-2,989,058	-2,989,058

TABLE III--BUDGET RECEIPTS AND OUTLAYS--Continued (In thousands)

Classification of OUTLAYS--Continued	This Month			Current Fiscal Year to Date			Comparable Period Prior Fiscal Year		
	Outlays	Applicable Receipts	Net Outlays	Outlays	Applicable Receipts	Net Outlays	Outlays	Applicable Receipts	Net Outlays
Undistributed offsetting receipts--Continued									
Interest credited to certain Government Accounts:									
The Judiciary:									
Judicial survivors annuity fund				-32,744		-32,744	-32,103		-32,103
Department of Defense:									
Civil:									
Soldiers' and Airmen's Home permanent fund				-4,168		-4,168	-3,909		-3,909
Department of Health and Human Services:									
Federal old-age and survivors insurance trust fund.	-381,759		-381,759	-1,061,117		-1,061,117	-1,102,580		-1,102,580
Federal disability insurance trust fund	-9,713		-9,713	-223,677		-223,677	-156,920		-156,920
Federal hospital insurance trust fund	-3,557		-3,557	-514,649		-514,649	-448,821		-448,821
Federal supplementary medical insurance trust fund	-3,528		-3,528	-217,046		-217,046	-191,502		-191,502
Department of Labor:									
Unemployment trust fund	-55,119		-55,119	-498,292		-498,292	-269,815		-269,815
Black Lung Disability Trust Fund							-122		-122
Department of State:									
Foreign Service retirement and disability fund	-437		-437	-20,262		-20,262	-14,712		-14,712
Department of Transportation:									
Airport and airway trust fund	-925		-925	-186,740		-186,740	-131,606		-131,606
Highway trust fund	-25,238		-25,238	-550,568		-550,568	-422,211		-422,211
Veterans Administration:									
United States Government life insurance fund	-191		-191	-17,017		-17,017	-17,692		-17,692
National service life insurance fund	-856		-856	-290,153		-290,153	-261,738		-261,738
Independent Agencies:									
Office of Personnel Management:									
Civil Service retirement and disability fund	-87,999		-87,999	-2,468,991		-2,468,991	-2,043,580		-2,043,580
Railroad Retirement Board:									
Railroad retirement account	-177		-177	-299,327		-299,327	-138,471		-138,471
Other	-4,364		-4,364	-11,255		-11,255	-6,061		-6,061
Subtotal	-273,864		-273,864	-6,366,006		-6,366,006	-5,211,842		-5,211,842
Rents and royalties on the outer continental shelf land...		\$181,203	-181,203		\$3,430,895	-3,430,895		\$1,894,663	-1,894,663
Total--Undistributed offsetting receipts	-663,437	181,203	-844,641	-9,704,173	3,430,895	-13,135,068	-8,200,900	1,894,663	-10,095,562
Total outlays	56,578,760	6,380,795	50,197,965	430,780,860	48,925,138	381,855,722	368,392,455	40,237,543	328,154,912
TOTAL BUDGET									
Receipts			36,070,652			325,844,497			292,121,987
Outlays (-)			-50,197,965			-381,855,722			-328,154,912
Budget surplus (+) or deficit (-)			-14,127,313			-56,011,225			-36,032,925

MEMORANDUM

Receipts offset against outlays (In thousands)

	Current Fiscal Year to Date	Comparable Period Prior Fiscal Year
Proprietary receipts	\$13,499,709	\$11,972,484
Receipts from off-budget Federal agencies	3,796,488	2,453,686
Intrabudgetary transactions	25,669,744	23,904,973
Total receipts offset against outlays	<u>42,965,941</u>	<u>38,331,143</u>

TABLE IV--MEANS OF FINANCING (In thousands)

Classification (Assets and Liabilities Directly Related to the Budget)	Net Transactions (-) denotes net reduction of either liability or asset accounts			Account Balances Current Fiscal Year		
	This Month	Fiscal Year to Date		Beginning of		Close of This Month
		This Year	Prior Year	This Year	This Month	
LIABILITY ACCOUNTS						
Borrowing from the public:						
Public debt securities, issued under general financial authorities:						
Obligations of the United States, issued by:						
United States Treasury	\$7,907,758	\$51,397,514	\$33,249,868	\$826,519,087	\$870,008,843	\$877,916,601
Federal Financing Bank				10	10	10
Total public debt securities	7,907,758	51,397,514	33,249,868	826,519,097	870,008,853	877,916,611
Agency securities, issued under special financing authorities (See Schedule B. For other agency borrowing, see Schedule C.)	-34,553	-360,852	-1,454,499	7,231,770	6,905,471	6,870,918
Total federal securities	7,873,205	51,036,662	31,795,369	833,750,867	876,914,324	884,787,529
Deduct:						
Federal securities held as investments of government accounts (See Schedule D)	2,522,816	3,014,662	9,044,875	189,161,534	189,653,379	192,176,196
Total borrowing from the public	5,350,388	48,022,000	22,750,494	644,589,333	687,260,945	692,611,333
Accrued interest payable to the public	-1,673,579	-435,124	-634,116	8,154,582	9,393,037	7,719,459
Deposit funds:						
Allocations of special drawing rights	67,107	1,125,973	1,081,325	4,174,771	5,233,636	5,300,744
Other	-276,978	426,194	-610,730	4,342,031	5,045,204	4,768,226
Miscellaneous liability accounts (Includes checks outstanding etc.)	1,649,426	3,073,423	1,686,489	8,646,702	10,070,698	11,720,124
Total liability accounts	5,116,365	52,212,467	24,273,461	669,907,419	717,003,520	722,119,885
ASSET ACCOUNTS (Deduct)						
Cash and monetary assets:						
U.S. Treasury operating cash:						
Federal Reserve account	-38,082	-1,965,627	-14,673,030	6,489,007	4,561,462	4,523,380
Tax and loan note accounts	-7,729,635	-11,547,946	-3,113,399	17,686,990	13,868,679	6,139,044
Balance	-7,767,717	-13,513,573	-17,786,429	24,175,997	18,430,141	10,662,424
Special drawing rights:						
Total holdings	47,405	1,019,218	-317,437	2,725,228	3,697,041	3,744,446
SDR certificates issued to Federal Reserve Banks		-1,168,000	-500,000	-1,800,000	-2,968,000	-2,968,000
Balance	47,405	-148,782	-817,437	925,228	729,041	776,446
Gold tranche drawing rights:						
U.S. subscription to International Monetary Fund:						
Direct quota payments				8,810,156	8,810,156	8,810,156
Maintenance of value adjustments	139,537	91,093	-102,104	2,120,603	2,072,159	2,211,696
Other demand liabilities issued to IMF	45,000	-111,000	-2,542,984	-9,423,243	-9,579,243	-9,534,243
Receivable/Payable (-) for U.S. currency valuation adjustment	-124,845	-86,876	336,607	-208,178	-170,209	-295,054
Balance	59,692	-106,783	-2,308,481	1,299,338	1,132,863	1,192,555
Loans to International Monetary Fund			-706,304			
Other cash and monetary assets	-2,180,120	1,740,968	3,666,073	5,690,273	9,611,361	7,431,241
Total cash and monetary assets	-9,840,741	-12,028,170	-17,952,577	32,090,836	29,903,407	20,062,666
Miscellaneous asset accounts	-1,306,479	869,333	1,938,893	6,110,205	8,286,017	6,979,539
Total asset accounts	-11,147,220	-11,158,836	-16,013,685	38,201,041	38,189,424	27,042,205
Excess of liabilities (+) or assets (-)	+16,263,585	+63,371,303	+40,287,146	+631,706,378	+678,814,096	+695,077,681
Transactions not applied to current year's surplus or deficit (See Schedule A for details)	-2,136,272	-7,360,078	-4,254,221		-5,223,806	-7,360,078
Total budget financing [Financing of deficit (+) or disposition of surplus (-)]	+14,127,313	+56,011,225	+36,032,925	+631,706,378	+673,590,290	+687,717,603

See footnotes on page 3.

TABLE IV--SCHEDULE A--ANALYSIS OF CHANGE IN EXCESS OF LIABILITIES (In thousands)

Classification	This Month	Fiscal Year to Date	
		This Year	Prior Year
Excess of liabilities beginning of period: Based on composition of unified budget in preceding period. Adjustments during current fiscal year for changes in composition of unified budget	\$678,814,096	\$631,706,378	\$595,528,323
Excess of liabilities beginning of period (current basis).....	678,814,096	631,706,378	595,528,323
Budget surplus (-) or deficit: Based on composition of unified budget in prior fiscal year. Changes in composition of unified budget: Profit on sale of gold reclassified from budgetary to off-budget account	14,127,313	56,011,225	36,032,925
Budget surplus (-) or deficit (Table III)	14,127,313	56,011,225	36,032,925
Transactions not applied to current year's surplus or deficit:			
Seigniorage	-39,850	-543,072	-567,463
Increment on gold
Proceeds from currency
Profit on sale of gold	-926,747	-1,643,861
Net gain (-)/loss for U. S. currency valuation adjustment ..	-14,692	-4,217	-65,519
Net gain (-)/loss for IMF loan valuation adjustment	-78,532
Off-budget Federal Agencies:			
Federal Financing Bank.....	1,827,157	10,033,181	8,437,318
Pension Benefit Guaranty Fund.....	-3,348	7,011	2,170
Postal Service	301,890	-1,395,884	-1,982,190
Rural electrification and telephone revolving fund.....	46,509	81,360	98,345
Rural Telephone Bank.....	18,606	108,445	53,954
Total--transactions not applied to current year's surplus or deficit.....	2,136,272	7,360,078	4,254,221
Excess of liabilities close of period	695,077,681	695,077,681	635,815,470

See footnotes on page 3.

TABLE IV--SCHEDULE B--AGENCY SECURITIES, ISSUED UNDER SPECIAL FINANCING AUTHORITIES (In thousands)

Classification	Net Transactions (-) denotes net reduction of liability accounts			Account Balances Current Fiscal Year		
	This Month	Fiscal Year to Date		Beginning of		Close of This Month
		This Year	Prior Year	This Year	This Month	
Agency securities, issued under special financing authorities:						
Obligations of the United States, issued by:						
Export-Import Bank	-318,559	-3185,683	-31,165,040	\$933,456	\$766,332	\$747,773
Obligations guaranteed by the United States, issued by:						
Department of Defense:						
Family Housing Mortgages	-9,629	-87,988	-88,753	766,685	688,326	678,697
Department of Housing and Urban Development:						
Federal Housing Administration.....	-6,233	-20,020	-32,896	551,184	537,398	531,165
Department of Transportation:						
Coast Guard:						
Family Housing Mortgages	-148	-142	1,423	1,275	1,275
Obligations not guaranteed by the United States, issued by:						
Department of Defense:						
Homeowners Assistance Mortgages	-131	-12	-668	21	140	8
Department of Housing and Urban Development:						
Government National Mortgage Association	-67,000	-67,000	3,004,000	2,937,000	2,937,000
Independent Agencies:						
Postal Services	250,000	250,000	250,000
Tennessee Valley Authority	-100,000	1,725,000	1,725,000	1,725,000
Total agency securities	-34,553	-360,852	-1,454,499	7,231,770	6,905,471	6,870,918

TABLE IV--SCHEDULE C (MEMORANDUM)--AGENCY BORROWING FINANCED THROUGH
ISSUE OF PUBLIC DEBT SECURITIES (In thousands)

Classification	Transactions			Account Balances Current Fiscal Year		
	This Month	Fiscal Year to Date		Beginning of		Close of this Month
		This Year	Comparable Prior Year	This Year	This Month	
Borrowing from the Treasury:						
Commodity Credit Corporation.....	\$339,000	\$249,410	\$3,647,628	\$13,926,516	\$13,836,926	\$14,175,926
D. C. Commissioners: Stadium sinking fund, Armory Board, D. C.	-832	-1,247	832
Export-Import Bank of United States.....	131,600	455,000	553,500	50,000	373,400	505,000
Federal Emergency Management Agency:						
National flood insurance fund.....	22,000	268,001	62,156	445,555	691,556	713,556
Federal Financing Bank.....	1,999,755	11,797,768	10,108,897	R 64,211,034	74,009,047	76,008,802
Federal Home Loan Bank Board.....
Federal Housing Administration:						
General insurance.....	2,156,655	2,156,655	2,156,655
Special risk insurance.....	1,812,166	1,812,166	1,812,166
General Services Administration:						
Pennsylvania Avenue Development Corporation.....	286	-2,470	8,350	33,938	31,182	31,468
Government National Mortgage Association:						
Emergency home purchase assistance fund.....	122,340	772,500	149,293	1,351,400	2,001,560	2,123,900
Management and liquidating functions.....	-21,000	14,000	14,000	14,000
Special assistance functions.....	57,310	378,950	12,800	4,221,417	4,543,057	4,600,367
International Communication Agency.....	22,114	22,114	22,114
Rural Electrification Administration.....	37,487	109,787	133,217	7,864,742	7,937,042	7,974,529
Rural Telephone Bank.....	21,517	82,649	27,316	394,868	456,000	477,517
Saint Lawrence Seaway Development Corporation.....	-2,000	-2,500	112,976	110,976	110,976
Secretary of Agriculture, Farmers Home Administration:						
Rural housing insurance fund.....	1,200,000	1,005,718	2,205,718	2,205,718
Agricultural credit insurance fund.....	1,074,000	1,850,000	1,850,000	1,850,000
Rural development insurance fund.....	60,000	50,000	515,000	575,000	575,000
Secretary of Education:						
College housing loans.....	-123,675	2,687,325	2,687,325	2,687,325
Secretary of Energy:						
Bonneville Power Administration.....	410,000	410,000	410,000
Secretary of Housing and Urban Development:						
Housing for the Elderly and Handicapped.....	70,000	500,000	285,000	520,170	950,170	1,020,170
Low-Rent Public Housing.....	-260,000	40,000	300,000	40,000
New communities guaranty:						
Title IV.....	3,225	135	3,762	6,987	6,987
Title VII.....	1,500	27,993	17,644	240,849	267,342	268,842
Urban renewal fund.....	-50,000	300,000	250,000	250,000
Secretary of the Interior:						
Bureau of Mines, helium fund.....	251,650	251,650	251,650
Secretary of Transportation:						
Rail Service Assistance.....	15	100	115	115
Regional Rail Reorganization.....	276	2,704	2,980	2,980
Smithsonian Institution:						
John F. Kennedy Center parking facilities.....	20,400	20,400	20,400
Tennessee Valley Authority.....	150,000	150,000	150,000
Veterans Administration:						
Veterans direct loan program.....	1,730,078	1,730,078	1,730,078
Total Borrowing from the Treasury.....	2,542,795	15,890,272	15,981,514	106,305,969	119,653,446	122,196,241
Borrowing from the Federal Financing Bank:						
Export-Import Bank of the United States.....	895,807	563,000	7,952,887	8,848,694	8,848,694
National Credit Union Administration.....	17,100	48,082	30,982	48,082
Postal Service.....	-67,000	-67,000	-162,000	1,587,000	1,587,000	1,520,000
Tennessee Valley Authority.....	225,000	1,070,000	1,210,000	7,125,000	7,970,000	8,195,000
Total Borrowing from the Federal Financing Bank.....	175,100	1,946,889	1,611,000	16,664,887	18,436,676	18,611,776
Total Agency Borrowing financed through issues of Public Debt Securities.....	2,717,895	17,837,161	17,592,514	122,970,856	138,090,122	140,808,017

Note: Includes only amounts loaned to Federal Agencies in lieu of Agency Debt issuance and excludes Federal Financing Bank purchase of loans made or guaranteed by Federal Agencies. The Federal Financing Bank borrows from Treasury and issues its own securities and in turn may loan these funds to Agencies in lieu of Agencies borrowing directly through Treasury or issuing their own securities.

R = Revised

**TABLE IV--SCHEDULE D--INVESTMENTS OF GOVERNMENT ACCOUNTS
IN FEDERAL SECURITIES (In thousands)**

Classification	Net Purchases or Sales (-)			Securities Held as Investments Current Fiscal Year		
	This Month	Fiscal Year to Date		Beginning of		Close of This Month
		This Year	Prior Year	This Year	This Month	
Federal Funds:						
Department of Agriculture:						
Agency securities.....	-\$6,000	-\$6,000	\$17,215	\$11,215	\$11,215
Department of Commerce.....	\$2,350	29,525	20,890	104,021	131,196	133,546
Department of Housing and Urban Development:						
Federal Housing Administration:						
Federal housing administration fund:						
Public debt securities.....	24,414	22,519	78,287	1,992,302	1,990,407	2,014,821
Agency securities.....	-166	-1,792	-3,401	187,263	185,637	185,471
Government National Mortgage Association:						
Emergency mortgage purchase assistance:						
Agency securities.....	2,037	1,662	4,570	6,607	6,607
Special assistance function fund:						
Public debt securities.....	650	650	650
Agency securities.....	-1,540	-5,869	-6,610	96,613	92,284	90,744
Management and liquidating functions fund:						
Agency securities.....	-274	-2,142	-3,397	28,592	26,725	26,450
Guarantees of Mortgage-Backed Securities:						
Public debt securities.....	4,317	26,045	32,079	121,889	143,617	147,934
Agency securities.....	18,628	2,715	38,208	56,837	56,837
Participation sales fund:						
Public debt securities.....	37,396	80,559	107,450	1,379,173	1,422,336	1,459,732
Agency securities.....	12,380	12,380	12,380
Housing Management:						
Community disposal operations fund:						
Agency securities.....	388	388	388
Department of Interior.....	1,479,870	1,479,870	1,479,870
Department of Transportation.....	-307	7,788	1,119	18,800	26,895	26,588
Department of the Treasury.....	-3,270,043	-3,764,723	648,139	4,266,116	3,771,435	501,393
Veterans Administration:						
Veterans reopened insurance fund.....	-3,277	4,106	13,359	437,950	445,333	442,056
Independent Agencies:						
Emergency Loan Guarantee Board.....
Export-Import Bank of the United States.....	-7,700
Federal Emergency Management Agency:						
National insurance development fund.....	-19,671	20,000	62,037	42,366	42,366
Federal Savings and Loan Insurance Corporation:						
Public debt securities.....	-395,486	-379,453	327,031	5,482,967	5,499,000	5,103,514
Agency securities.....	-300	-6,000	78,215	77,915	77,915
National Credit Union Administration.....	674	27,711	22,630	128,284	155,321	155,995
Other.....	9,655	60,567	44,865	444,130	495,042	504,697
Total public debt securities.....	-3,590,306	-2,424,507	1,308,149	14,437,669	15,603,468	12,013,162
Total agency securities.....	-1,981	4,563	-21,031	463,443	469,987	468,006
Total Federal funds.....	-3,592,287	-2,419,944	1,287,117	14,901,112	16,073,455	12,481,167
Trust Funds:						
Legislative Branch:						
United States Tax Court.....	50	65	716	766	766
Library of Congress.....	105	80	1,595	1,700	1,700
The Judiciary:						
Judicial Survivors Annuity Fund.....	-664	5,148	5,293	51,145	56,957	56,293
Department of Agriculture.....	950	-1,308	150	1,100	1,100
Department of Commerce.....	-5	-5	35	30	30
Department of Defense.....	-247	-436	253	3,224	3,035	2,788
Department of Health and Human Services:						
Federal old-age and survivors insurance trust fund:						
Public debt securities.....	3,862,557	3,159,422	105,543	26,773,347	26,070,212	29,932,769
Agency securities.....	555,000	555,000	555,000
Federal disability insurance trust fund.....	222,606	1,263,580	636,205	5,582,621	6,623,595	6,846,201
Federal hospital insurance trust fund:						
Public debt securities.....	-245,442	695,061	550,588	13,113,539	14,054,042	13,808,600
Agency securities.....	50,000	50,000	50,000
Federal supplementary medical insurance trust fund.....	-118,117	-347,594	686,857	4,974,022	4,744,545	4,626,428
Other.....	330	1,724	457	2,620	4,014	4,344

TABLE IV--SCHEDULE D--INVESTMENTS OF GOVERNMENT ACCOUNTS
IN FEDERAL SECURITIES (In thousands)--Continued

Classification	Net Purchases or Sales (-)			Securities Held as Investments Current Fiscal Year		
	This Month	Fiscal Year to Date		Beginning of		Close of This Month
		This Year	Prior Year	This Year	This Month	
Trust Funds--Continued						
Department of the Interior.....	\$12,390	\$107,027	\$225	\$11,601	\$106,237	\$118,627
Department of Labor:						
Unemployment trust fund.....	3,240,537	872,458	3,437,405	13,793,113	11,425,034	14,665,571
Other.....	4,380	274	4,106	4,380
Department of State:						
Foreign service retirement and disability fund.....	-6,638	3,236	40,159	492,628	502,502	495,864
Other.....	125	100	110	1,140	1,115	1,240
Department of Transportation:						
Airport and airway trust fund.....	226,804	885,900	580,635	4,377,426	5,036,522	5,263,326
Highway trust fund.....	-177,458	-675,004	885,380	12,468,657	11,971,111	11,793,653
Other.....	10	20	30	30
Department of the Treasury.....	-8,000	-17,200	-10,995	64,825	55,625	47,625
Veterans Administration:						
Government life insurance fund.....	-7,306	-30,966	-27,286	462,557	438,897	431,591
National service life insurance fund:						
Public debt securities.....	-45,136	-59,396	38,943	7,824,952	7,810,692	7,765,556
Agency securities.....	135,000	135,000	135,000
Veterans special life insurance fund.....	-293	20,282	17,453	621,135	641,710	641,417
General Post Fund National Homes.....	690	521	470	2,365	2,196	2,886
Independent Agencies:						
Federal Deposit Insurance Corporation.....	-143,997	783,177	1,005,437	9,252,006	10,179,180	10,035,183
General Services Administration.....	-639	690	4,510	3,871	3,871
Harry S. Truman Memorial Scholarship Trust Fund....	830	1,805	1,810	34,854	35,829	36,659
Japan-United States Friendship Commission.....	-324	-79	-876	18,655	18,900	18,576
Office of Personnel Management:						
Civil service retirement and disability fund:						
Public debt securities.....	-586,818	-2,157,408	-1,507,638	63,734,226	62,163,636	61,576,818
Agency securities.....	275,000	275,000	275,000
Employees health benefits fund.....	-17,988	5,302	900	590,095	613,385	595,397
Employees life insurance fund.....	81,956	275,529	213,054	3,315,132	3,508,705	3,590,661
Retired employees health benefits fund.....	-1,265	-5,100	3,079	1,814	1,814
Railroad Retirement Board.....	27,092	-772,618	-740,582	3,054,496	2,254,786	2,281,878
Total public debt securities.....	6,321,869	4,019,051	5,914,227	170,634,591	168,331,773	174,653,641
Total agency securities.....	1,015,000	1,015,000	1,015,000
Total trust funds.....	6,321,869	4,019,051	5,914,227	171,649,591	169,346,773	175,668,641
Off-budget Federal agencies:						
Federal Financing Bank.....	7,360	-181,195	62,260	226,300	37,745	45,105
Pension Benefit Guaranty Corporation.....	3,375	-6,750	-2,425	141,925	131,800	135,175
Postal Service.....	-217,500	1,603,600	1,783,816	2,238,716	4,059,816	3,842,316
Rural electrification and telephone revolving fund.....	-100	-120	3,891	3,791	3,791
Total public debt securities.....	-206,765	1,415,555	1,843,531	2,610,832	4,233,152	4,026,387
Total Off-budget Federal agencies.....	-206,765	1,415,555	1,843,531	2,610,832	4,233,152	4,026,387
Grand Total.....	2,522,816	3,014,662	9,044,875	189,161,534	189,653,379	192,176,196

Note: Investments are in Public Debt Securities unless otherwise noted.

TABLE V--COMPARATIVE STATEMENT OF BUDGET RECEIPTS AND OUTLAYS
BY MONTHS OF CURRENT FISCAL YEAR (In millions)

Classification	Oct.	Nov.	Dec.	Jan.	Feb.	March	April	May	June	July	Aug.	Sept.	Fiscal Year To Date	Com-parable Period Prior F. Y.
NET RECEIPTS														
Individual income taxes	\$18,682	\$18,972	\$20,192	\$26,856	\$15,522	\$9,056	\$31,488	\$9,275					\$150,043	\$134,631
Corporation income taxes	1,476	1,160	10,206	2,237	1,420	9,508	9,171	1,230					36,409	37,016
Social insurance taxes and contributions:														
Employment taxes and contributions	8,013	12,259	7,963	9,526	14,824	10,747	13,667	15,752					92,751	78,635
Unemployment insurance	840	1,650	204	675	1,490	208	1,646	4,495					11,208	10,993
Contributions for other insurance and retirement ...	530	524	507	574	543	544	573	540					4,336	4,051
Excise taxes	1,547	1,653	1,658	1,448	1,378	1,289	2,269	2,502					13,744	12,464
Estate and gift taxes	526	518	425	509	506	494	459	623					4,059	3,566
Customs duties	646	605	595	611	519	584	559	557					4,677	4,907
Miscellaneous receipts	838	977	866	992	1,661	920	1,265	1,098					8,617	5,860
Total--receipts this year	33,099	38,320	42,617	43,429	37,862	33,351	61,097	36,071					325,844	
<i>Total--receipts prior year ...</i>	<i>28,745</i>	<i>33,227</i>	<i>37,477</i>	<i>38,364</i>	<i>32,639</i>	<i>31,144</i>	<i>52,238</i>	<i>38,287</i>						<i>292,122</i>
NET OUTLAYS														
Legislative Branch	89	97	105	111	92	91	113	92					791	712
The Judiciary	56	37	38	68	38	40	39	57					374	321
Executive Office of the President	7	6	9	7	9	11	7	7					64	52
Funds Appropriated to the President:														
International security assistance	706	862	442	391	447	167	-24	118					3,108	980
International development assistance	97	93	44	136	117	268	228	59					1,043	1,032
Other	84	-98	-15	1,141	65	52	50	80					1,358	291
Department of Agriculture:														
Foreign assistance, special export programs and Commodity Credit Corporation	404	727	790	1,561	74	68	468	261					4,352	5,748
Other	1,307	1,143	2,080	2,225	1,981	1,664	1,433	1,828					13,662	11,428
Department of Commerce	346	265	268	269	265	308	364	421					2,506	2,959
Department of Defense:														
Military:														
Department of the Army	2,591	2,655	2,551	2,598	2,716	2,793	2,874	2,646					21,426	18,888
Department of the Navy	3,111	3,191	3,428	3,581	3,468	3,521	3,696	3,762					27,757	24,586
Department of Air Force	2,859	3,181	2,853	3,331	3,223	3,622	3,230	3,467					25,768	21,148
Defense agencies	1,619	1,536	1,510	1,445	1,533	1,524	1,557	1,398					12,121	10,399
Total Military	10,180	10,563	10,343	10,955	10,940	11,460	11,357	11,273					87,072	75,021
Civil	348	300	278	252	218	232	239	246					2,113	1,727
Department of Education	752	1,015	934	1,235	904	1,298	1,367	1,164					8,664	7,488
Department of Energy	496	791	793	-578	520	432	639	619					3,712	5,068
Department of Health and Human Services:														
Human Development Services	521	494	523	590	502	454	482	392					3,960	3,835
Health Care Financing Administration:														
Grants to States for Medicaid	1,211	1,077	1,158	1,354	1,136	953	1,227	1,218					9,334	8,024
Federal Hospital Ins. Trust Fund	1,875	1,836	1,759	2,025	1,854	2,211	2,129	2,203					15,892	13,347
Federal Supp. Med. Ins. Trust Fund	877	829	827	869	910	788	902	895					6,897	5,766
Other	429	567	703	577	553	1,305	591	548					5,273	5,527
Social Security Adm.:														
Assis. Pmts. Program	585	564	611	721	601	492	601	604					4,778	4,428
Federal Old-Age and Survivors Insurance Trust Fund	8,085	8,082	8,085	8,100	8,214	8,226	8,247	8,207					65,246	57,546
Federal Disability Ins. Trust Fund	1,200	1,226	1,221	1,226	1,255	1,249	1,247	1,245					9,869	9,053
Other	651	1,002	1,426	102	1,079	171	690	1,147					6,269	4,950
Other	168	60	-743	90	35	-577	188	-14					-794	-1,517

TABLE V--COMPARATIVE STATEMENT OF BUDGET RECEIPTS AND OUTLAYS
BY MONTHS OF CURRENT FISCAL YEAR (In millions)--Continued

Classification	Oct.	Nov.	Dec.	Jan.	Feb.	March	April	May	June	July	Aug.	Sept.	Fiscal Year To Date	Com-parable Period Prior F. Y.
OUTLAYS--Continued														
Department of Housing and Urban Development	\$1,199	\$1,548	\$363	\$1,234	\$579	\$1,113	\$1,397	\$889					\$8,323	\$5,730
Department of the Interior.....	393	437	328	385	303	318	360	437					2,961	2,691
Department of Justice.....	255	229	190	232	199	205	262	234					1,807	1,702
Department of Labor:														
Unemployment trust fund.....	736	834	1,001	1,473	1,412	1,451	1,442	1,391					9,741	7,388
Other.....	965	862	1,068	645	1,046	1,030	1,044	1,074					7,734	7,246
Department of State.....	255	138	139	108	186	154	186	185					1,353	894
Department of Transportation:														
Highway trust fund	986	762	794	733	512	484	543	594					5,408	4,160
Other	760	786	913	1,053	651	841	990	705					6,697	5,725
Department of the Treasury:														
Interest on the public debt.....	4,653	5,330	9,804	5,125	5,475	5,427	5,764	5,837					47,415	37,867
General revenue sharing	1,715	1	(**)	1,690	9	1	1,703					5,119	5,133
Other	-132	-286	-1,045	-1,651	-131	250	117	91					-2,788	-782
Environmental Protection Agency.....	521	452	483	479	427	419	482	474					3,738	3,044
National Aeronautics and Space Administration	384	415	328	417	408	416	398	397					3,163	2,657
Veterans Administration:														
Compensation and pensions....	889	1,719	1,028	56	1,801	67	943	1,792					8,296	6,899
National service life.....	36	24	29	49	28	52	79	50					348	230
Government service life.....	6	4	5	7	4	6	8	7					48	45
Other	875	951	715	688	939	618	973	943					6,701	6,401
Independent agencies:														
General Services Admin.	-166	50	78	-115	56	153	-169	53					-59	-79
Office of Personnel Management.....	1,223	1,174	1,293	1,184	1,127	1,220	1,298	1,273					9,792	8,278
Postal Service	1,677					1,677	1,785
Small Business Administration	93	357	4	476	171	111	79	149					1,440	1,139
Tennessee Valley Authority....	-209	208	153	206	207	97	187	196					1,046	1,111
Other ind. agencies.....	1,002	775	1,224	1,254	935	1,481	1,221	1,600					9,491	5,203
Undistributed offsetting receipts:														
Federal employer contributions to retirement fund.....	-470	-400	-388	-359	-401	-512	-418	-390					-3,338	-2,989
Interest credited to certain accounts.....	-114	-531	-4,916	-10	-210	-132	-179	-274					-6,366	-5,212
Rents and Royalties on Outer Continental Shelf Lands	-199	-535	-1,258	-798	-334	-70	-57	-181					-3,431	-1,895
Total outlays--this year.....	47,807	46,841	44,010	47,988	47,208	46,566	51,237	50,198					381,856	
<i>Total outlays--prior year</i>	<i>42,745</i>	<i>39,188</i>	<i>41,510</i>	<i>40,870</i>	<i>37,739</i>	<i>43,725</i>	<i>40,760</i>	<i>41,618</i>						<i>328,154</i>
Surplus (+) or deficit (-) this year	-14,708	-8,522	-1,393	-4,559	-9,346	-13,215	+9,800	-14,127					-56,011	
<i>Surplus (+) or deficit (-) prior year</i>	<i>-13,999</i>	<i>-5,961</i>	<i>-4,032</i>	<i>-2,506</i>	<i>-5,100</i>	<i>-12,581</i>	<i>+11,478</i>	<i>-3,331</i>						<i>-36,033</i>

See footnotes on page 3.


30 TABLE VI--TRUST FUND IMPACT ON BUDGET RESULTS AND INVESTMENT HOLDINGS (In millions)

Classification	Current Month			Fiscal Year to Date			Securities held as Investments Current Fiscal Year		
	Receipts	Outlays	Excess	Receipts	Outlays	Excess	Beginning of		Close of This Month
							This Year	This Month	
Trust receipts, outlays, and investments held:									
Airport and airway	\$255	\$64	\$191	\$1,266	\$366	\$901	\$4,377	\$5,037	\$5,263
Black lung disability trust fund.....	24	22	2	188	185	3	4	4	4
Federal Deposit Insurance Corp.....	144	-144	-780	780	9,252	10,179	10,035
Federal disability insurance	1,453	1,220	234	10,656	9,411	1,245	5,583	6,624	6,846
Federal employees life and health benefits.....	-65	65	-232	232	3,908	4,124	4,188
Federal employees retirement	309	931	-622	2,435	4,656	-2,222	64,502	62,947	62,353
Federal hospital insurance.....	2,018	2,177	-159	14,676	14,347	329	13,164	14,104	13,859
Federal old-age and survivors insurance.....	11,877	8,034	3,843	65,758	62,961	2,796	27,328	26,625	30,488
Federal supplementary medical insurance.....	231	345	-114	1,901	2,345	-444	4,974	4,745	4,626
General Revenue Sharing	6,855	5,119	1,736
Highway	595	531	13	4,484	4,994	-510	12,469	11,971	11,794
Military assistance advances	-6	6	1,016	-1,016
Railroad retirement.....	403	384	19	1,662	2,451	-789	3,054	2,255	2,282
Unemployment	4,495	1,336	3,158	11,208	9,243	1,965	13,793	11,425	14,666
Veterans life insurance.....	56	-56	67	-67	9,044	9,026	8,974
All other trust	7	-19	26	42	-161	202	197	280	290
Trust fund receipts and outlays on the basis of Table III and investments held from Table IV - D	21,668	15,205	6,463	121,131	115,988	5,141	171,650	169,347	175,669
Interfund receipts offset against trust fund outlays	1,242	1,242	16,315	16,315			
Total trust fund receipts and outlays	22,910	16,447	6,463	137,445	132,304	5,141			
Federal fund receipts and outlays on the basis of Table III	14,403	34,993	-20,590	211,570	272,722	-61,152			
Interfund receipts offset against Federal fund outlays	6	6	112	112			
Total Federal fund receipts and outlays	14,409	34,999	-20,590	211,682	272,834	-61,152			
Total interfund receipts and outlays...	-1,248	-1,248	-23,282	-23,282			
Net budget receipts and outlays	36,071	50,198	-14,127	325,844	381,856	-56,011			

Note: Interfund receipts and outlays are transactions between Federal funds and trust funds, such as, Federal payments and contributions, Federal employer contributions, and interest and profits on investments in Federal securities. They have no net effect on overall budget receipts and outlays since the receipt side of such transactions is offset against budget outlays. In this table, interfund receipts are shown as an adjustment to arrive at total receipts and outlays of trust funds and Federal funds respectively. Included in total interfund receipts and outlays are \$6,855 million in Federal funds transferred to trust funds for general revenue sharing.

Classification	Budget Receipts and Outlays		
	This Month	Fiscal Year To Date	Comparable Period Prior Fiscal Year
NET RECEIPTS			
Individual income taxes.....	\$9,274,567	\$150,043,083	\$134,631,141
Corporation income taxes.....	1,230,147	36,408,722	37,016,333
Social insurance taxes and contributions:			
Employment taxes and contributions.....	15,751,807	92,751,168	78,634,558
Unemployment insurance.....	4,494,547	11,207,926	10,992,619
Contributions for other insurance and retirement.....	540,270	4,335,761	4,050,551
Excise taxes.....	2,501,568	13,743,599	12,464,033
Estate and gift taxes.....	622,802	4,059,494	3,565,755
Customs.....	557,422	4,677,310	4,906,930
Miscellaneous receipts.....	1,097,522	8,617,436	5,860,067
Total.....	36,070,652	325,844,497	292,121,987
NET OUTLAYS			
National defense.....	11,542,706	88,994,674	75,556,862
International affairs.....	648,181	7,628,730	3,673,471
General science, space, and technology.....	515,996	4,021,569	3,185,331
Energy.....	623,766	3,788,579	5,891,865
Natural resources and environment.....	1,129,938	9,078,029	7,808,872
Agriculture.....	477,948	4,889,845	7,547,321
Commerce and housing credit.....	1,132,732	5,769,911	2,302,726
Transportation.....	1,419,050	13,191,406	10,833,945
Community and regional development.....	835,707	6,553,351	6,184,172
Education, training, employment and social services.....	2,520,890	21,247,704	18,903,383
Health.....	4,969,808	37,993,923	32,496,849
Income security.....	16,114,906	123,583,636	105,027,820
Veterans benefits and services.....	2,795,162	15,413,543	13,594,272
Administration of justice.....	396,523	3,087,710	2,801,475
General government.....	382,451	2,969,339	3,119,402
General purpose fiscal assistance.....	237,511	6,189,644	6,072,327
Interest.....	5,299,331	40,589,198	33,250,384
Undistributed offsetting receipts.....	-844,641	-13,135,068	-10,095,562
Total.....	50,197,965	381,855,722	328,154,912

For sale by the Superintendent of Documents, U. S. Government Printing Office, Washington, D. C. 20402
Subscription price \$62.20 per year (domestic), \$15.55 per year additional (foreign mailing), includes all issues of Daily Treasury Statements, the Monthly Statement of the Public Debt of the United States and the Monthly Treasury Statement of Receipts and Outlays of the U. S. Government. No single copies are sold.





002678

Monthly Treasury Statement of Receipts and Outlays of the United States Government

for period from October 1, 1979 through June 30, 1980

TABLE I—TOTALS OF BUDGET RESULTS AND FINANCING (In millions)

Period	Budget Receipts and Outlays			Means of Financing			
	Net Receipts	Net Outlays	Budget Surplus (+) or Deficit (-)	By Borrowing from the Public	By Reduction of Cash and Monetary Assets Increase (-)	By Other Means	Total Budget Financing
Current month (June 1980)	\$59,055	\$46,702	+\$12,353	-\$34,615	-\$7,135	-\$604	-\$12,353
Actual 1980 (nine months)	384,900	428,558	-43,658	43,407	4,893	-4,643	43,658
Comparative data:							
Actual 1979 (nine months)	346,032	368,842	-22,810	21,292	-633	2,152	22,810
Actual 1979 (full year)	465,940	493,221	-27,281	33,641	-408	-5,951	27,281
Estimated 1980 ²	517,892	578,774	-60,882	64,700	10,103	-13,921	60,882
Estimated 1981 ²	604,026	633,791	-29,766	50,800	-21,034	29,766

TABLE II—SUMMARY OF BUDGET RECEIPTS AND OUTLAYS (In millions)

Classification	Actual This Month	Actual This Fiscal Year to Date	Actual Comparable Prior Period	Budget Estimates Full Fiscal Year ²
NET RECEIPTS				
Individual income taxes	\$27,791	\$177,834	\$160,199	\$240,713
Corporation income taxes	15,804	52,212	52,656	65,481
Social insurance taxes and contributions:				
Employment taxes and contributions	10,097	102,848	87,330	138,325
Unemployment insurance	177	11,385	11,181	15,463
Contributions for other insurance and retirement	519	4,855	4,542	6,724
Excise taxes	2,497	16,241	13,928	25,379
Estate and gift taxes	502	4,561	3,980	6,100
Customs duties	611	5,289	5,544	7,050
Miscellaneous receipts	1,057	9,675	6,672	12,657
Total	59,055	384,900	346,032	517,892
NET OUTLAYS				
Legislative Branch	89	880	807	1,311
The Judiciary	50	424	353	597
Executive Office of the President	7	70	59	100
Funds Appropriated to the President:				
International security assistance	-369	2,739	963	3,874
International development assistance	157	1,200	1,153	1,716
Other	54	1,412	272	1,987
Department of Agriculture	2,632	20,646	17,726	25,727
Department of Commerce	340	2,846	3,260	3,768
Department of Defense - Military	11,582	98,654	84,857	132,600
Department of Defense - Civil	268	2,381	1,959	3,453
Department of Education ³	1,143	9,807	8,176	12,454
Department of Energy	748	4,460	5,819	6,549
Department of Health and Human Services ³	15,368	142,091	125,553	194,119
Department of Housing and Urban Development	1,110	9,433	6,663	12,551
Department of the Interior	366	3,327	3,023	4,005
Department of Justice	202	2,009	1,906	2,688
Department of Labor	2,555	20,030	16,458	29,593
Department of State	86	1,439	976	1,920
Department of Transportation	1,671	13,777	11,062	18,573
Department of the Treasury:				
General revenue sharing	5,119	5,133	6,863
Interest on the public debt	10,678	58,093	46,505	74,800
Other	-778	-3,566	-1,199	-5,185
Environmental Protection Agency	445	4,182	3,459	5,662
National Aeronautics and Space Administration	452	3,615	3,047	4,851
Veterans Administration	630	16,022	16,070	20,838
Other independent agencies	3,119	26,506	19,930	35,256
Allowances, undistributed	-22
Undistributed offsetting receipts:				
Federal employer contributions to retirement funds	-453	-3,792	-3,373	-5,916
Interest on certain Government accounts	-5,280	-11,646	-9,641	-11,359
Rents and royalties on the Outer Continental Shelf lands	-171	-3,602	-2,134	-4,600
Total	46,702	428,558	368,842	578,774
Surplus (+) or deficit (-)	+12,353	-43,658	-22,810	-60,882

See footnotes on page 3.

Source: Bureau of Government Financial Operations, Department of the Treasury.

TABLE III--BUDGET RECEIPTS AND OUTLAYS--Continued (In thousands)

N

Classification of Receipts	This Month			Current Fiscal Year to Date			Comparable Period Prior Fiscal Year		
	Gross Receipts	Refunds (Deduct)	Net Receipts	Gross Receipts	Refunds (Deduct)	Net Receipts	Gross Receipts	Refunds (Deduct)	Net Receipts
Individual income taxes:									
Withheld.....	\$19,791,185			\$166,298,369			\$145,436,171		
Presidential Election Campaign Fund.....	3,934			34,125			32,467		
Other.....	9,380,302			52,431,570			46,583,504		
Total--Individual income taxes.....	29,175,421	\$1,384,554	\$27,790,867	218,764,064	\$40,930,115	\$177,833,950	192,052,141	\$31,853,039	\$160,199,102
Corporation income taxes.....	16,250,649	447,114	15,803,535	58,328,273	6,116,016	52,212,257	57,172,546	4,516,150	52,656,396
Social insurance taxes and contributions:									
Employment taxes and contributions:									
Federal old-age and survivors ins. trust fund:									
Federal Insurance Contributions Act taxes.....	7,048,000	357,505	6,690,495	60,732,902	357,505	60,375,397	51,549,444	457,113	51,092,331
Self-Employment Contributions Act taxes.....	293,000		293,000	4,110,091		4,110,091	3,422,877		3,422,877
Deposits by States.....	4-1,060,406		-1,060,406	7,195,374		7,195,374	6,143,810		6,143,810
Total--FOASI trust fund.....	6,280,594	357,505	5,923,089	72,038,366	357,505	71,680,861	61,116,131	457,113	60,659,018
Federal disability insurance trust fund:									
Federal Insurance Contributions Act taxes.....	1,221,000	62,545	1,158,455	10,514,473	62,545	10,451,928	9,056,398	63,132	8,993,266
Self-Employment Contributions Act taxes.....	51,000		51,000	708,730		708,730	617,625		617,625
Deposits by States.....	445,437		445,437	1,150,189		1,150,189	1,073,279		1,073,279
Total--FDI trust fund.....	1,717,437	62,545	1,654,892	12,373,393	62,545	12,310,848	10,747,302	63,132	10,684,170
Federal hospital insurance trust fund:									
Federal Insurance Contributions Act taxes.....	1,709,000	87,240	1,621,760	14,720,916	87,240	14,633,676	12,380,332	116,190	12,264,142
Self-Employment Contributions Act taxes.....	51,000		51,000	716,415		716,415	575,796		575,796
Receipts from railroad retirement account.....	221,800		221,800	221,800		221,800	175,600		175,600
Deposits by States.....	623,611		623,611	1,610,265		1,610,265	1,426,413		1,426,413
Premiums collected for uninsured individuals.....	846		846	12,376		12,376	11,769		11,769
Total--FHI trust fund.....	2,606,258	87,240	2,519,018	17,281,773	87,240	17,194,533	14,569,912	116,190	14,453,722
Railroad retirement accounts:									
Railroad Retirement Act taxes.....	175	592	-417	1,662,518	1,011	1,661,507	1,534,119	579	1,533,540
Total--Employment taxes and contributions.....	10,604,462	507,882	10,096,581	103,356,050	508,301	102,847,748	87,967,463	637,014	87,330,449
Unemployment insurance:									
Unemployment trust fund:									
State taxes deposited in Treasury.....	121,399		121,399	8,775,186		8,775,186	8,931,952		8,931,952
Federal Unemployment Tax Act taxes.....	33,000	8,749	24,251	2,527,000	54,273	2,472,727	2,134,000	43,166	2,090,834
Railroad Unemployment Ins. Act Contributions.....	31,741		31,741	137,404		137,404	158,306		158,306
Total--Unemployment trust fund.....	186,140	8,749	177,391	11,439,590	54,273	11,385,317	11,224,259	43,166	11,181,093
Contributions for other insurance and retirement:									
Federal supplementary medical ins. trust fund:									
Premiums collected for the aged.....	214,050		214,050	1,925,761		1,925,761	1,754,459		1,754,459
Premiums collected for the disabled.....	24,287		24,287	213,659		213,659	197,945		197,945
Total--FSMI trust fund.....	238,337		238,337	2,139,420		2,139,420	1,952,404		1,952,404
Federal employees retirement contributions:									
Civil service retirement and disability fund.....	270,865		270,865	2,654,253		2,654,253	2,522,925		2,522,925
Foreign service retirement and disability fund.....	1,929		1,929	16,154		16,154	15,754		15,754
Other.....	141		141	1,414		1,414	1,216		1,216
Total--Federal employees retirement contributions.....	272,935		272,935	2,671,821		2,671,821	2,539,895		2,539,895

See footnotes on page 3.

TABLE III--BUDGET RECEIPTS AND OUTLAYS--Continued (In thousands)

Classification of Receipts--Continued	This Month			Current Fiscal Year to Date			Comparable Period Prior Fiscal Year		
	Gross Receipts	Refunds (Deduct)	Net Receipts	Gross Receipts	Refunds (Deduct)	Net Receipts	Gross Receipts	Refunds (Deduct)	Net Receipts
Social insurance taxes and contributions--Continued									
Contributions for other insurance and retirement--Continued									
Other retirement contributions:									
Civil service retirement and disability fund.....	\$7,948	\$7,948	\$43,740	\$43,740	\$49,261	\$49,261
Total--Contributions for other insurance and retirement	519,221	519,221	4,854,981	4,854,981	4,541,560	4,541,560
Total--Social insurance taxes and contributions	11,309,823	\$516,630	10,793,192	119,650,621	\$562,574	119,088,047	103,733,281	\$680,180	103,053,101
Excise taxes:									
Miscellaneous excise taxes ⁵	1,747,460	668	1,746,792	9,650,637	98,215	9,552,422	7,393,070	119,496	7,273,574
Airport and airway trust fund.....	135,588	75	135,513	1,403,901	2,164	1,401,737	1,106,884	1,286	1,105,598
Highway trust fund	609,100	13,100	596,000	5,220,443	140,829	5,079,614	5,527,163	132,803	5,394,360
Black lung disability trust fund	19,100	19,100	207,231	207,231	154,534	154,534
Total--Excise taxes	2,511,248	13,843	2,497,405	16,482,212	241,208	16,241,004	14,181,651	253,585	13,928,066
Estate and gift taxes	514,873	13,352	501,521	4,637,686	76,671	4,561,015	4,059,533	79,663	3,979,870
Customs duties	639,055	27,672	611,382	5,499,394	210,702	5,288,692	5,685,249	141,744	5,543,505
Miscellaneous receipts:									
Deposits of earnings by Federal Reserve Banks	989,714	989,714	8,887,708	8,887,708	5,980,927	5,980,927
All other	73,941	6,440	67,502	830,923	43,980	786,943	692,086	1,486	690,600
Total--Miscellaneous receipts	1,063,655	6,440	1,057,215	9,718,631	43,980	9,674,651	6,673,013	1,486	6,671,527
Total--Budget receipts	61,464,723	2,409,604	59,055,119	433,080,881	48,181,265	384,899,616	383,557,414	37,525,846	346,031,569

Note: Throughout this statement, details may not add to totals due to rounding.

FOOTNOTES

¹ The Joint Treasury-Office of Management and Budget Press Statement released with the September 1979 Monthly Treasury Statement adjusted this total to include administrative expenses and interest receipts of the Exchange Stabilization Fund. The total in the press release is \$27.7 billion for the deficit.

² Based on the FY 1980 Mid-Session Review, released on July 21, 1980.

³ The Department of Education and the Department of Health and Human Services, which became effective May 4, 1980, were created as part of President Carter's reorganization of the Department of Health, Education, and Welfare.

⁴ Includes \$445,437 thousand distributed to the Federal Disability Insurance Trust Fund and \$623,611 thousand distributed to the Federal Hospital Insurance Trust Fund.

⁵ Includes amounts received for windfall profit tax beginning in April 1980 pursuant to P.L. 96-223.

⁶ Includes adjustment to prior month reporting.

⁷ Postal Service reporting is on a full calendar month basis and is partially estimated. Data from June 14 to June 30 is derived from the Postal Service consolidated accelerated reporting system.

*Less than \$500.00

**Less than \$500,000.00

TABLE III--BUDGET RECEIPTS AND OUTLAYS--Continued (In thousands)

Classification of OUTLAYS	This Month			Current Fiscal Year			Comparable Period Prior Fiscal Year		
	Outlays	Applicable Receipts	Net Outlays	Outlays	Applicable Receipts	Net Outlays	Outlays	Applicable Receipts	Net Outlays
Legislative Branch:									
Senate	\$15,240	\$15,240	\$136,988	\$136,988	\$126,242	\$126,242
House of Representatives	27,938	\$6	27,931	241,899	\$71	241,828	222,792	\$67	222,725
Joint Items	730	730	53,859	53,859	35,710	35,710
Congressional Budget Office.....	1,063	1,063	9,186	9,186	7,469	7,469
Architect of the Capitol.....	58,133	58,133	71,550	71,550
Library of Congress.....	15,447	15,447	144,290	144,290	123,073	123,073
Government Printing Office:									
Revolving fund (net)	366	366	-28,934	-28,934	-4,536	-4,536
General and Special fund appropriations	8,010	8,010	97,313	97,313	81,249	81,249
General Accounting Office.....	18,789	18,789	147,269	147,269	135,093	135,093
United States Tax Court.....	539	539	7,185	7,185	6,610	6,610
Other Legislative Branch Agencies.....	2,222	2,222	20,737	20,737	11,760	11,760
Proprietary receipts from the public.....	742	-742	7,122	-7,122	8,784	-8,784
Intrabudgetary transactions	-165	-165	-655	-655	-773	-773
Total--Legislative Branch	90,179	748	89,431	887,271	7,193	880,078	816,239	8,851	807,388
The Judiciary:									
Supreme Court of the United States.....	835	835	8,079	8,079	6,984	6,984
Courts of Appeals, District Courts, and other Judicial Services.....	46,237	46,237	392,053	392,053	326,955	326,955
Other	3,411	3,411	25,607	25,607	20,076	20,076
Proprietary receipts from the public.....	216	-216	1,771	-1,771	1,242	-1,242
Total--The Judiciary.....	50,483	216	50,266	425,738	1,771	423,967	354,014	1,242	352,772
Executive Office of the President:									
Compensation of the President and the White House Office.....	1,228	1,228	14,493	14,493	11,628	11,628
Office of Management and Budget	2,371	3	2,368	26,290	12	26,277	23,068	125	22,943
Other	3,003	3,003	29,393	8	29,385	24,243	24,243
Total--Executive Office of the President	6,602	3	6,599	70,176	21	70,155	58,939	125	58,815
Funds Appropriated to the President:									
Appalachian Regional Development Programs	29,328	(*)	29,328	237,691	21	237,669	209,557	3	209,554
Disaster relief	11,453	11,453	312,968	312,968	173,573	173,573
Foreign Assistance:									
International Security Assistance:									
Military assistance.....	14,621	14,621	162,309	162,309	76,072	76,072
Foreign military credit sales.....	56,170	56,170	597,533	597,533	363,186	363,186
Assistance for Relocation of Facilities in Israel.....	20,466	20,466	254,815	254,815
Economic supporting assistance	59,807	59,807	1,453,115	1,453,115	1,558,591	1,558,591
Advances, foreign military sales	642,656	642,656	5,492,904	5,492,904	5,698,215	5,698,215
Other	4,651	4,651	43,697	43,697	38,049	38,049
Proprietary receipts from the public:									
Advances, foreign military sales.....	1,157,533	-1,157,533	4,991,718	-4,991,718	6,562,330	-6,562,330
Other	9,733	-9,733	273,189	-273,189	208,815	-208,815
Total--International Security Assistance	798,370	1,167,267	-368,896	8,004,373	5,264,906	2,739,467	7,734,113	6,771,145	962,968

See footnotes on page 3.

TABLE III--BUDGET RECEIPTS AND OUTLAYS--Continued (In thousands)

Classification of OUTLAYS--Continued	This Month			Current Fiscal Year to Date			Comparable Period Prior Fiscal Year		
	Outlays	Applicable Receipts	Net Outlays	Outlays	Applicable Receipts	Net Outlays	Outlays	Applicable Receipts	Net Outlays
Funds Appropriated to the President--Continued									
Foreign Assistance--Continued									
International Development Assistance:									
Multilateral Assistance:									
Contributions to International Financial Institutions:									
International development association.....				\$340,729		\$340,729	\$375,621		\$375,621
Inter-American development bank.....	\$12,285		\$12,285	125,230		125,230	133,660		133,660
Other.....	36,310		36,310	51,081		51,081	40,512		40,512
International organizations and programs.....	24,200		24,200	180,991		180,991	144,390		144,390
Bilateral Assistance:									
Public enterprise funds:									
Overseas Private Investment Corporation.....	1,193	\$7,515	-6,322	-4,263	\$58,070	-62,333	3,894	\$58,312	-54,418
Inter-American Foundation.....	1,620	624	996	10,597	7,382	3,215	7,840	314	7,526
Other.....	9,952	961	8,991	43,011	9,051	33,960	51,003	10,565	40,438
Functional development assistance program.....	86,212		86,212	662,089		662,089	621,776		621,776
Payment to Foreign Service retirement and disability fund.....	25,676		25,676	25,676		25,676	24,820		24,820
Operating expenses of the Agency for International Development.....	18,783		18,783	198,838		198,838	169,703		169,703
Other.....	19,092		19,092	109,578		109,578	100,827		100,827
Proprietary receipts from the public.....		69,164	-69,164		438,875	-468,875		451,940	-451,940
Total--Bilateral Assistance.....	162,528	78,263	84,265	1,045,525	543,377	502,148	979,864	521,131	458,733
Total--International Development Assistance.....	235,323	78,263	157,060	1,743,556	543,377	1,200,179	1,674,047	521,131	1,152,916
International Narcotics Control Assistance.....	1,728		1,728	20,238		20,238	37,547		37,547
President's foreign assistance contingency fund.....	-52		-52	160		160	91		91
Total--Foreign Assistance.....	1,035,369	1,245,530	-210,161	9,768,328	5,808,283	3,960,044	9,445,798	7,292,276	2,153,522
Peace Corps.....	7,499	13	7,486	72,845	171	72,673	70,769	-21	70,789
Petroleum Reserves.....	4,001		4,001	24,837	-742,680	767,517	21,598	281,727	-260,129
Other.....	64		64	641		641	40,450		40,450
Total--Funds Appropriated to the President.....	1,087,715	1,245,543	-157,829	10,417,309	5,065,796	5,351,513	9,961,745	7,573,985	2,387,760
Department of Agriculture:									
Departmental Administration.....	1,763		1,763	19,557		19,557	29,490		29,490
Office of the Inspector General.....	2,905		2,905	26,327		26,327	24,447		24,447
Science and Education Administration:									
Agricultural Research.....	28,320		28,320	269,614		269,614	263,415		263,415
Cooperative Research.....	10,424		10,424	122,320		122,320	110,034		110,034
Extension activities.....	29,266		29,266	218,842		218,842	193,156		193,156
Other.....	2,806		2,806	13,837		13,837	6,087		6,087
Economics, statistics, and cooperatives service.....	8,811		8,811	67,504		67,504	62,218		62,218
Foreign Agricultural Service.....	3,703		3,703	41,748		41,748	36,988		36,988
Foreign Assistance Programs.....	117,034		117,034	683,540		683,540	558,273		558,273

See footnotes on page 3.

TABLE III--BUDGET RECEIPTS AND OUTLAYS--Continued (In thousands)

Classification of OUTLAYS--Continued	This Month			Current Fiscal Year to Date			Comparable Period Prior Fiscal Year		
	Outlays	Applicable Receipts	Net Outlays	Outlays	Applicable Receipts	Net Outlays	Outlays	Applicable Receipts	Net Outlays
Department of Agriculture--Continued									
Agricultural Stabilization and Conservation Service:									
Salaries and expenses.....	\$18,247	\$18,247	\$128,249	\$128,249	\$157,680	\$157,680
Agricultural conservation program	22,642	22,642	127,420	127,420	178,817	178,817
Other.....	3,015	3,015	34,906	34,906	33,061	33,061
Federal Crop Insurance Corporation.....	3,948	\$781	3,167	65,519	\$75,243	-9,723	56,084	\$73,214	-17,130
Commodity Credit Corporation:									
Price support and related programs	656,599	647,146	9,453	8,966,610	5,201,313	3,765,296	9,234,083	4,416,255	4,817,828
Intragovernmental fund.....
National Wool Act program	485	485	29,947	29,947	35,231	35,231
Total--Commodity Credit Corporation	657,084	647,146	9,938	8,996,556	5,201,313	3,795,243	9,269,314	4,416,255	4,853,059
Rural Electrification Administration.....	2,223	2,223	19,975	19,975	18,075	18,075
Farmers Home Administration:									
Public enterprise funds:									
Self-help housing land development fund.....	107	173	-65	1,728	579	1,150	314	391	-77
Rural housing insurance fund.....	460,335	134,606	325,729	5,956,214	4,099,402	1,856,812	3,902,960	3,721,545	181,415
Agricultural credit insurance fund.....	706,703	194,675	512,028	7,758,072	7,149,113	608,959	7,119,820	6,043,680	1,076,141
Rural development insurance fund	137,899	25,730	112,169	1,481,006	1,301,378	179,627	1,075,483	906,775	168,709
Rural water and waste disposal grants	31,042	31,042	239,671	239,671	201,877	201,877
Salaries and expenses.....	22,372	22,372	181,840	181,840	161,899	161,899
Other.....	7,547	7,547	46,494	46,494	35,272	35,272
Total--Farmers Home Administration	1,366,005	355,183	1,010,822	15,665,025	12,550,472	3,114,553	12,497,627	10,672,391	1,825,236
Soil Conservation Service:									
Conservation operations	21,783	21,783	214,541	214,541	191,647	191,647
Watershed and flood prevention operations.....	16,213	16,213	152,779	152,779	155,691	155,691
Other.....	7,156	7,156	59,600	59,600	54,120	54,120
Animal and Plant Health Inspection Service.....	16,246	16,246	182,656	182,656	170,990	170,990
Federal Grain Inspection Service.....	5,768	2,134	3,634	43,191	23,704	19,487	13,792	1	13,792
Agricultural Marketing Service.....	3,624	2,300	1,324	63,251	21,625	41,626	55,150	18,255	36,894
Food Safety and Quality Service:									
Salaries and expenses.....	23,100	23,100	237,751	237,751	216,357	216,357
Funds for strengthening markets, income, and supply.....	15,952	15,952	369,373	369,373	254,000	254,000
Expenses and refunds, inspection and grading of farm products.....	3,992	3,992	39,878	39,878	34,537	34,537
Food and Nutrition Service:									
Food program administration	6,401	6,401	62,210	62,210	52,838	52,838
Food stamp program	787,427	787,427	6,740,402	6,740,402	4,984,134	4,984,134
Special milk program	13,244	13,244	141,471	141,471	115,495	115,495
Child nutrition programs	266,920	266,920	2,712,880	2,712,880	2,407,433	2,407,433
Special supplemental food programs (WIC).....	65,232	65,232	511,088	511,088	393,591	393,591
Food donations program	10,069	10,069	69,051	69,051	28,201	28,201
Total--Food and Nutrition Service	1,149,293	1,149,293	10,237,101	10,237,101	7,981,692	7,981,692

TABLE III--BUDGET RECEIPTS AND OUTLAYS--Continued (In thousands)

Classification of OUTLAYS--Continued	This Month			Current Fiscal Year to Date			Comparable Period Prior Fiscal Year		
	Outlays	Applicable Receipts	Net Outlays	Outlays	Applicable Receipts	Net Outlays	Outlays	Applicable Receipts	Net Outlays
Department of Agriculture--Continued									
Forest Service:									
Forest management, protection and utilization.....	€92,354	€92,354	€766,934	€766,934	€667,349	€667,349
Construction and land acquisition.....	26,470	26,470	145,455	145,455	89,525	89,525
Forest roads and trails.....	3,172	3,172	80,930	80,930	115,250	115,250
Forest Service permanent appropriations.....	6,966	6,966	326,274	326,274	341,782	341,782
Cooperative work.....	12,672	12,672	74,260	74,260	5,483	5,483
Other.....	-1,587	-1,587	27,758	27,758	37,245	37,245
Total--Forest Service.....	140,046	140,046	1,421,611	1,421,611	1,256,633	1,256,633
Other.....	3,754	3,754	19,091	19,091	21,709	21,709
Proprietary receipts from the public.....	€39,576	-39,576	€924,580	-924,580	€929,924	-929,924
Intrabudgetary transactions.....	-5,650	-5,650	-98,928	-98,928	-65,341	-65,341
Total--Department of Agriculture.....	3,679,472	1,047,120	2,632,352	39,442,835	18,796,937	20,645,898	33,835,742	16,110,040	17,725,702
Department of Commerce:									
General Administration.....	1,367	1,367	27,105	27,105	22,366	22,366
Bureau of the Census.....	110,756	110,756	547,201	547,201	125,427	125,427
Economic and Statistical Analysis.....	1,856	1,856	14,932	14,932	12,289	12,289
Economic Development Assistance:									
Economic Development Administration:									
Economic development assistance programs.....	41,187	41,187	405,511	405,511	335,013	335,013
Local public works program.....	25,463	25,463	362,953	362,953	1,519,984	1,519,984
Other.....	17,461	6,373	11,087	136,230	51,845	84,385	67,226	44,239	22,987
Regional Development Program.....	6,205	6,205	80,957	80,957	81,632	81,632
Total--Economic Development Assistance.....	90,316	6,373	83,942	985,651	51,845	933,806	2,003,855	44,239	1,959,616
Promotion of Industry and Commerce.....	10,902	10,902	111,601	111,601	108,820	108,820
Science and Technology:									
National Oceanic and Atmospheric Administration....	63,943	399	63,545	601,859	2,119	599,741	541,462	1,532	539,930
Patent and Trademark Office.....	8,112	8,112	78,450	78,450	73,630	73,630
Science and Technical Research.....	10,223	10,223	96,323	96,323	78,916	78,916
National Telecommunications and Information Administration.....	1,213	1,213	25,352	25,352	15,285	15,285
Total--Science and Technology.....	83,492	399	83,093	801,985	2,119	799,866	709,293	1,532	707,761
Maritime Administration:									
Public enterprise funds.....	1,749	4,103	-2,354	10,827	42,817	-31,991	28,802	49,492	-20,691
Ship construction.....	19,789	19,789	219,701	219,701	142,847	142,847
Operating-differential subsidies.....	29,395	29,395	251,580	251,580	224,757	224,757
Other.....	8,117	8,117	60,721	60,721	54,013	54,013
Proprietary receipts from the public.....	6,048	-6,048	54,662	-54,662	40,001	-40,001
Intrabudgetary transactions.....	-339	-339	-33,637	-33,637	-36,927	-36,927
Total--Department of Commerce.....	357,400	16,923	340,478	2,997,666	151,442	2,846,224	3,395,540	135,264	3,260,276

TABLE III--BUDGET RECEIPTS AND OUTLAYS--Continued (In thousands)

Classification of OUTLAYS--Continued	This Month			Current Fiscal Year to Date			Comparable Period Prior Fiscal Year		
	Outlays	Applicable Receipts	Net Outlays	Outlays	Applicable Receipts	Net Outlays	Outlays	Applicable Receipts	Net Outlays
Department of Defense--Military:									
Military Personnel:									
Department of the Army	\$1,065,111	\$1,065,111	\$8,806,109	\$8,806,109	\$8,047,502	\$8,047,502
Department of the Navy	818,473	818,473	7,321,433	7,321,433	6,783,619	6,783,619
Department of the Air Force	755,006	755,006	6,699,924	6,699,924	6,211,698	6,211,698
Total--Military Personnel	2,638,590	2,638,590	22,827,465	22,827,465	21,042,819	21,042,819
Retired Military Personnel.....	1,013,474	1,013,474	8,772,989	8,772,989	7,587,518	7,587,518
Operation and Maintenance:									
Department of the Army	991,421	991,421	8,794,325	8,794,325	7,772,872	7,772,872
Department of the Navy	1,261,521	1,261,521	11,160,302	11,160,302	9,045,298	9,045,298
Department of the Air Force	1,226,173	1,226,173	10,131,390	10,131,390	7,836,419	7,836,419
Defense agencies.....	327,235	327,235	2,788,348	2,788,348	2,493,987	2,493,987
Total--Operation and Maintenance	3,806,350	3,806,350	32,874,366	32,874,366	27,148,576	27,148,576
Procurement:									
Department of the Army	664,261	664,261	4,304,615	4,304,615	3,428,192	3,428,192
Department of the Navy	1,056,522	1,056,522	9,167,766	9,167,766	8,495,008	8,495,008
Department of the Air Force	958,058	958,058	8,331,230	8,331,230	6,482,345	6,482,345
Defense agencies.....	24,598	24,598	211,183	211,183	174,183	174,183
Total--Procurement	2,703,439	2,703,439	22,014,793	22,014,793	18,579,728	18,579,728
Research, Development, Test, and Evaluation:									
Department of the Army	282,317	282,317	2,017,820	2,017,820	1,822,899	1,822,899
Department of the Navy	358,547	358,547	3,132,215	3,132,215	2,753,591	2,753,591
Department of the Air Force	509,666	509,666	3,698,456	3,698,456	3,098,646	3,098,646
Defense agencies.....	104,869	104,869	739,531	739,531	599,171	599,171
Total--Research, Development, Test, and Evaluation	1,255,398	1,255,398	9,588,021	9,588,021	8,274,307	8,274,307
Military Construction:									
Department of the Army	73,955	73,955	635,738	635,738	487,632	487,632
Department of the Navy	43,506	43,506	560,049	560,049	539,378	539,378
Department of the Air Force	52,700	52,700	509,706	509,706	434,838	434,838
Defense agencies.....	212	212	7,167	7,167	14,217	14,217
Total--Military Construction.....	170,373	170,373	1,712,660	1,712,660	1,476,065	1,476,065
Family Housing.....	142,429	142,429	1,213,759	\$384	1,213,375	1,064,331	\$2,316	1,062,015
Revolving and Management Funds:									
Public Enterprise Funds.....	139	\$138	1	1,192	1,261	-70	1,125	2,510	-1,384
Intragovernmental Funds:									
Department of the Army	17,308	17,308	140,795	140,795	80,265	80,265
Department of the Navy	52,118	52,118	93,737	93,737	158,680	158,680
Department of the Air Force	-27,567	-27,567	-69,506	-69,506	-42,016	-42,016
Defense agencies.....	-67,828	-67,828	-5,337	-5,337	-97,252	-97,252
Other	16,146	14,438	1,709	165,585	147,614	17,971	158,583	150,765	7,818
Proprietary receipts from the public.....	120,361	-120,361	532,059	-532,059	429,441	-429,441
Intrabudgetary transactions	-2,945	-2,945	5,138	5,138	9,183	9,183
Total--Department of Defense--Military	11,717,426	134,937	11,582,489	99,335,657	681,319	98,654,339	85,441,911	585,032	84,856,879

TABLE III--BUDGET RECEIPTS AND OUTLAYS--Continued (In thousands)

Classification of OUTLAYS--Continued	This Month			Current Fiscal Year to Date			Comparable Period Prior Fiscal Year		
	Outlays	Applicable Receipts	Net Outlays	Outlays	Applicable Receipts	Net Outlays	Outlays	Applicable Receipts	Net Outlays
Department of Defense--Civil:									
Corps of Engineers:									
General investigations.....	\$10,645	\$10,645	\$99,400	\$99,400	\$86,404	\$86,404
Construction, general.....	141,899	141,899	1,183,804	1,183,804	1,087,175	1,087,175
Operations and maintenance, general.....	75,926	75,926	604,785	604,785	553,703	553,703
Flood control.....	23,411	23,411	287,884	287,884	165,926	165,926
Other.....	20,329	20,329	156,837	156,837	118,468	118,468
Proprietary receipts from the public.....	\$6,215	-6,215	\$39,336	-39,336	\$34,962	-34,962
Total--Corps of Engineers.....	272,210	6,215	265,995	2,332,710	39,336	2,293,375	2,011,676	34,962	1,976,714
The Panama Canal.....	70,572	70,572	273,204	306,888	-33,683
Other.....	2,033	32	2,002	19,936	256	19,679	18,568	226	18,343
Proprietary receipts from the public.....	307	-307	2,855	-2,855	2,399	-2,399
Total--Department of Defense--Civil.....	274,244	6,553	267,690	2,423,218	42,447	2,380,771	2,303,449	344,474	1,958,975
Department of Education:³									
Office of Elementary and Secondary Education:									
Elementary and Secondary Education.....	130,805	130,805	2,805,250	2,805,250	2,427,857	2,427,857
School assistance in federally affected areas.....	125,593	125,593	608,350	608,350	703,130	703,130
Equal educational opportunities.....	41,278	41,278	269,467	269,467	255,371	255,371
Libraries and learning resources.....	42,103	42,103	205,424	205,424	184,851	184,851
Indian education.....	1,695	1,695	53,326	53,326	35,614	35,614
Total--Office of Elementary and Secondary Education.....	341,475	341,475	3,941,817	3,941,817	3,606,823	3,606,823
Office of Special Education and Rehabilitative Services:									
Education for the handicapped.....	101,430	101,430	595,097	595,097	429,380	429,380
Rehabilitation services and handicapped research.....	78,799	78,799	133,313	133,313
Office of Vocational and Adult Education.....	76,615	76,615	609,009	609,009	573,603	573,603
Office of Postsecondary Education:									
College housing loans.....	10,514	10,514	92,135	124,176	-32,041	86,199	145,870	-59,671
Student financial assistance.....	390,078	390,078	2,817,596	2,817,596	2,271,895	2,271,895
Student loan insurance.....	74,786	74,786	1,083,577	35,490	1,048,087	733,393	33,819	699,574
Higher and continuing education and facilities loan and insurance.....	35,786	35,786	311,515	19,013	292,502	298,529	24,648	273,881
Total--Office of Postsecondary Education.....	511,163	511,163	4,304,823	178,679	4,126,144	3,390,016	204,337	3,185,678
Office of Educational Research and improvement.....	18,568	18,568	156,620	156,620	150,854	150,854
Special Institutions.....	-669	-669	122,352	122,352	131,465	131,465
Office of Civil Rights.....	2,667	2,667	3,899	3,899
Departmental Management.....	16,206	16,206	122,741	122,741	98,007	98,007
Proprietary receipts from the public.....	2,784	-2,784	3,985	-3,985
Total--Department of Education.....	1,146,255	2,784	1,143,470	9,989,672	182,664	9,807,008	8,380,147	204,337	8,175,810

See footnotes on page 3.

TABLE III--BUDGET RECEIPTS AND OUTLAYS--Continued (In thousands)

Classification of OUTLAYS--Continued	This Month			Current Fiscal Year to Date			Comparable Period Prior Fiscal Year		
	Outlays	Applicable Receipts	Net Outlays	Outlays	Applicable Receipts	Net Outlays	Outlays	Applicable Receipts	Net Outlays
Department of Energy:									
Atomic energy defense activities - operating expenses...	\$253,769	\$253,769	\$1,789,306	\$1,789,306	\$5,369	\$5,369
Atomic energy defense activities - plant and capital equipment.....	43,347	43,347	335,835	335,835	563,248	563,248
Energy Programs:									
General science and research.....	37,079	37,079	326,378	326,378	36	36
Energy supply, R & D - operating expenses.....	205,153	205,153	1,738,086	1,738,086	3,709,379	3,709,379
Energy supply, R & D - plant and capital equipment ...	41,803	41,803	317,242	317,242
Uranium enrichment	69,425	69,425	195,016	195,016
Fossil fuel.....	64,558	64,558	560,747	560,747	449,336	449,336
Energy production, demonstration and distribution ...	6,277	6,277	113,868	113,868	106,740	106,740
Energy conservation	47,397	47,397	371,213	371,213	151,113	151,113
Strategic petroleum reserve	21,047	21,047	251,334	251,334	600,313	600,313
Other	27,477	27,477	185,929	185,929	139,003	139,003
Total--Energy Programs.....	520,215	520,215	4,059,813	4,059,813	5,155,920	5,155,920
Power Marketing Administration	40,241	\$43,017	-2,776	399,631	\$371,835	27,796	285,495	\$239,087	46,408
Departmental Administration.....	26,512	26,512	180,355	180,355	451,289	451,289
Proprietary receipts from the public.....	93,262	-93,262	1,932,925	-1,932,925	403,713	-403,713
Total--Department of Energy	884,085	136,279	747,806	6,764,939	2,304,760	4,460,179	6,461,321	642,800	5,818,520
Department of Health and Human Services: ³									
Public Health Service:									
Food and Drug Administration.....	24,870	887	23,983	245,588	5,164	240,424	234,809	5,518	229,291
Health Services Administration:									
Health services.....	130,480	130,480	955,685	955,685	859,114	859,114
Indian health services and facilities	50,194	50,194	464,733	464,733	411,599	411,599
Center for Disease Control	19,672	19,672	189,303	189,303	162,427	162,427
National Institutes of Health:									
Intragovernmental funds.....	-2,582	-2,582	-6,558	-6,558	-6,739	-6,739
Cancer Research	92,495	92,495	626,742	626,742	605,343	605,343
Heart, Lung, and Blood Research	44,314	44,314	370,662	370,662	332,288	332,288
Arthritis, Metabolism, and Digestive Diseases	37,803	37,803	231,353	231,353	178,771	178,771
Neurological and Communicative Disorders and Stroke.....	24,171	24,171	150,075	150,075	134,563	134,563
Allergy and Infectious Diseases	22,838	22,838	126,267	126,267	123,996	123,996
General Medical Sciences.....	32,317	32,317	197,723	197,723	180,441	180,441
Child Health and Human Development	16,523	16,523	121,770	121,770	125,611	125,611
Other research and institutes	31,788	31,788	241,667	241,667	184,663	184,663
Research resources.....	15,755	15,755	124,017	124,017	119,823	119,823
Other.....	6,267	6,267	91,903	91,903	92,656	92,656
Total--National Institutes of Health.....	321,690	321,690	2,275,621	2,275,621	2,071,415	2,071,415

See footnotes on page 3.

TABLE III--BUDGET RECEIPTS AND OUTLAYS--Continued (In thousands)

Classification of OUTLAYS--Continued	This Month			Current Fiscal Year to Date			Comparable Period Prior Fiscal Year		
	Outlays	Applicable Receipts	Net Outlays	Outlays	Applicable Receipts	Net Outlays	Outlays	Applicable Receipts	Net Outlays
Department of Health and Human Services--Continued									
Alcohol, Drug Abuse, and Mental Health Administration	\$104,100	\$104,100	\$906,421	\$906,421	\$847,385	\$847,385
Health Resources Administration:									
Public enterprise funds.....	2,567	\$588	1,979	28,125	\$7,774	20,351	45,640	\$8,199	37,441
Health resources	46,464	46,464	431,609	431,609	426,558	426,558
Office of Assistance Secretary for Health	23,344	23,344	154,461	154,461	124,235	124,235
Total--Public Health Service.....	723,381	1,475	721,906	5,651,546	12,937	5,638,608	5,183,183	13,717	5,169,465
Health Care Financing Administration:									
Intragovernmental funds.....	120	120	1,571	1,571	-436	-436
Grants to States for Medicaid	1,122,998	1,122,998	10,456,592	10,456,592	9,087,079	9,087,079
Payments to health care trust funds.....	557,602	557,602	5,765,249	5,765,249	6,003,964	6,003,964
Program management.....	9,577	9,577	75,186	75,186	82,611	82,611
Federal hospital insurance trust fund:									
Benefit payments	2,050,287	2,050,287	17,614,636	17,614,636	14,764,473	14,764,473
Administrative expenses and construction	38,388	38,388	365,565	365,565	335,408	335,408
Total--FHI trust fund	2,088,674	2,088,674	17,980,201	17,980,201	15,099,881	15,099,881
Federal supplementary medical ins. trust fund:									
Benefit payments	840,783	840,783	7,335,481	7,335,481	6,078,130	6,078,130
Administrative expenses and construction	43,487	43,487	446,499	446,499	406,297	406,297
Total--FSMI trust fund	884,270	884,270	7,781,981	7,781,981	6,484,427	6,484,427
Total--Health Care Financing Administration.....	4,663,241	4,663,241	42,060,780	42,060,780	36,757,525	36,757,525
Social Security Administration:									
Payments to social security trust funds	23	23	675,067	675,067	756,891	756,891
Special benefits for disabled coal miners.....	86,344	86,344	776,440	776,440	746,479	746,479
Supplemental security income program.....	-26,483	-26,483	4,658,362	4,658,362	4,449,859	4,449,859
Assistance payments program.....	603,572	603,572	5,381,487	5,381,487	4,960,681	4,960,681
Refugee assistance.....	29,326	29,326	248,476	248,476	99,928	99,928
Other.....	12	12	76	76	16	16
Federal old-age and survivors insurance trust fund:									
Benefit payments	8,152,852	8,152,852	72,630,552	72,630,552	63,943,688	63,943,688
Administrative expenses and construction	83,653	83,653	842,810	842,810	830,986	830,986
Payment to railroad retirement account.....	1,441,988	1,441,988	1,441,988	1,441,988	1,447,532	1,447,532
Vocational rehabilitation services	7,802	7,802	14,053	14,053
Total--FOASI trust fund.....	9,678,494	9,678,494	74,923,152	74,923,152	66,236,259	66,236,259
Federal disability insurance trust fund:									
Benefit payments	1,218,236	1,218,236	10,818,667	10,818,667	9,850,982	9,850,982
Administrative expenses and construction	29,115	29,115	248,514	248,514	280,881	280,881
Payment to railroad retirement account.....	-12,109	-12,109	-12,109	-12,109	29,906	29,906
Vocational rehabilitation services	48,198	48,198	57,816	57,816
Total--FDI trust fund	1,235,242	1,235,242	11,103,270	11,103,270	10,219,585	10,219,585
Total--Social Security Administration.....	11,606,528	11,606,528	97,766,329	97,766,329	87,469,699	87,469,699

TABLE III--BUDGET RECEIPTS AND OUTLAYS--Continued (In thousands)

Classification of OUTLAYS--Continued	This Month			Current Fiscal Year to Date			Comparable Period Prior Fiscal Year		
	Outlays	Applicable Receipts	Net Outlays	Outlays	Applicable Receipts	Net Outlays	Outlays	Applicable Receipts	Net Outlays
Department of Health and Human Services--Continued									
Human Development Services:									
Grants to states for social services.....	\$208,041	\$208,041	\$2,278,697	\$2,278,697	\$2,303,997	\$2,303,997
Human development services.....	132,980	132,980	1,753,055	1,753,055	1,682,536	1,682,536
Work incentives	34,009	34,009	302,826	302,826	284,070	284,070
Total--Human Development Services.....	375,030	375,030	4,334,578	4,334,578	4,270,603	4,270,603
Departmental Management.....	26,970	26,970	222,452	222,452	158,199	158,199
Proprietary receipts from the public		\$3,237	-3,237		\$26,716	-26,716		\$49,647	-49,647
Intrabudgetary transactions:									
Payments for health insurance for the aged:									
Federal hospital insurance trust fund				-730,156	-730,156	-733,849	-733,849
Federal supplementary medical insurance trust fund.....	-557,602	-557,602	-4,894,093	-4,894,093	-5,096,781	-5,096,781
Payments for military service credits and special benefits for the aged:									
Federal old-age and survivors insurance trust fund.....	-23	-23	-557,240	-557,240	-615,228	-615,228
Federal disability insurance trust fund.....				-117,827	-117,827	-141,663	-141,663
Federal hospital insurance trust fund				-141,000	-141,000	-141,000	-141,000
Receipts transferred to railroad retirement account..	-1,441,988	-1,441,988	-1,441,988	-1,441,988	-1,477,438	-1,477,438
Interest on reimbursement of administrative and vocational rehabilitation expenses:									
Federal old-age and survivors insurance trust fund.....				-932	-932	-435	-435
Federal disability insurance trust fund.....				-1,380	-1,380	-1,431	-1,431
Federal hospital insurance trust fund	-22,480	-22,480	-21,508	-21,508	-14,665	-14,665
Federal supplementary medical insurance trust fund.....				1,295	1,295	-431	-431
Other.....									
Total--Department of Health and Human Services	15,373,057	4,712	15,368,345	142,130,855	39,654	142,091,201	125,616,288	63,364	125,552,924
Department of Housing and Urban Development:									
Housing Programs:									
Public enterprise funds:									
Federal Housing Administration fund.....	246,110	71,327	174,783	1,240,890	1,028,008	212,883	1,275,724	977,568	298,155
Housing for the elderly or handicapped fund	78,489	7,083	71,406	606,912	51,746	555,166	345,428	25,390	320,037
Low-rent housing--loans and other expenses.....	24,651	79,539	-54,887	1,256,352	1,206,266	50,086	231,943	176,293	55,650
Other.....	764	4,773	-4,009	13,679	41,345	-27,665	90,098	39,573	50,524
Rent supplement payments.....	24,103	24,103	208,550	208,550	180,041	180,041
Homeownership assistance.....	9,907	9,907	79,644	79,644	75,089	75,089
Rental housing assistance.....	47,832	47,832	497,317	497,317	434,460	434,460
Low-rent public housing.....	291,609	291,609	2,495,173	2,495,173	1,840,379	1,840,379
College housing grants	3,395	3,395	19,184	19,184	17,238	17,238
Payments for operation of low income housing projects	70,164	70,164	616,110	616,110	464,475	464,475
Other.....	5,505	5,505	24,466	24,466	18,695	18,695
Total--Housing Programs	802,529	162,722	639,807	7,058,277	2,327,365	4,730,913	4,973,568	1,218,826	3,754,742

See footnotes on page 3.

TABLE III--BUDGET RECEIPTS AND OUTLAYS--Continued (In thousands)

Classification of OUTLAYS--Continued	This Month			Current Fiscal Year to Date			Comparable Period Prior Fiscal Year		
	Outlays	Applicable Receipts	Net Outlays	Outlays	Applicable Receipts	Net Outlays	Outlays	Applicable Receipts	Net Outlays
Department of Housing and Urban Development--Continued									
Government National Mortgage Association:									
Special assistance functions fund	\$52,337	\$54,272	-\$1,935	\$752,871	\$387,253	\$365,618	\$421,642	\$440,364	-\$18,722
Emergency mortgage purchase assistance	66,989	14,583	52,406	1,221,799	398,874	822,925	1,060,510	913,041	147,469
Management and liquidating functions fund	7,447	11,681	-4,234	53,870	65,014	-11,144	55,537	88,895	-33,358
Guarantees of mortgage-backed securities	-260	8,774	-9,034	11,297	65,189	-53,892	7,077	45,624	-38,547
Participation sales fund	21,303	21,303	-9,949	-9,949	-24,623	-24,623
Total--Government National Mortgage Association .	147,816	89,309	58,507	2,029,888	916,329	1,113,558	1,520,143	1,487,924	32,219
Community Planning and Development:									
Public enterprise fund:									
Rehabilitation loan fund	15,599	4,064	11,535	156,787	36,635	120,152	93,245	35,540	57,705
Urban renewal programs	25,288	6,788	18,500	319,266	154,311	164,955	302,815	101,096	201,718
Community development grants	335,777	335,777	2,833,305	2,833,305	2,251,294	2,251,294
Urban development action grants	14,423	14,423	135,527	135,527	34,537	34,537
Comprehensive planning grants	3,788	3,788	42,338	42,338	47,724	47,724
Other	78	78	1,705	1,705	11,873	11,873
Total--Community Planning and Development	394,953	10,852	384,101	3,488,928	190,946	3,297,982	2,741,488	136,636	2,604,851
New Community Development Corporation	882	-26	908	35,202	3,174	32,029	21,492	503	20,989
Management and Administration	20,682	20,682	219,846	219,846	203,952	203,952
Other	6,042	6,042	46,853	46,853	47,949	47,949
Proprietary receipts from the public	90	-90	8,112	-8,112	1,495	-1,495
Total--Department of Housing and Urban Develop- ment	1,372,903	262,947	1,109,956	12,878,995	3,445,926	9,433,069	9,508,590	2,845,383	6,663,207
Department of the Interior:									
Land and Water Resources:									
Bureau of Land Management:									
Management of lands and resources	31,405	31,405	241,785	241,785	197,829	197,829
Payments in lieu of taxes	1,294	1,294	1,534	1,534	7,997	7,997
Other	7,680	7,680	441,496	441,496	360,442	360,442
Water and Power Resources Service:									
Construction program	29,796	29,796	279,356	279,356	243,095	243,095
Operation and maintenance	9,055	9,055	75,169	75,169	59,299	59,299
Other	32,684	8,058	24,626	231,241	56,087	175,154	238,752	42,401	196,351
Office of Water Research and Technology	2,433	2,433	20,761	20,761	17,008	17,008
Total--Land and Water Resources	114,346	8,058	106,288	1,291,344	56,087	1,235,257	1,124,422	42,401	1,082,022
Fish and Wildlife and Parks:									
Heritage Conservation and Recreation Service	61,567	61,567	522,468	522,468	507,909	507,909
United States Fish and Wildlife Service	39,934	39,934	349,194	349,194	285,846	285,846
National Park Service	45,657	45,657	408,944	408,944	340,901	340,901
Total--Fish and Wildlife and Parks	147,158	147,158	1,280,607	1,280,607	1,134,656	1,134,656

TABLE III--BUDGET RECEIPTS AND OUTLAYS--Continued (In thousands)

Classification of OUTLAYS--Continued	This Month			Current Fiscal Year to Date			Comparable Period Prior Fiscal Year		
	Outlays	Applicable Receipts	Net Outlays	Outlays	Applicable Receipts	Net Outlays	Outlays	Applicable Receipts	Net Outlays
Department of the Interior--Continued									
Energy and Minerals:									
Geological Survey.....	£39,806	£39,806	£485,190	£485,190	£464,176	£464,176
Office of Surface Mining Reclamation and Enforcement	7,583	7,583	57,967	57,967	30,873	30,873
Bureau of Mines.....	13,364	£1,072	12,292	131,574	£10,241	121,333	113,493	£8,753	104,741
Total--Energy and Minerals	60,753	1,072	59,681	674,731	10,241	664,491	608,542	8,753	599,790
Bureau of Indian Affairs:									
Public enterprise funds	-181	267	-448	8,628	5,883	2,745	5,719	5,540	179
Operation of Indian programs	64,862	64,862	683,057	683,057	515,020	515,020
Construction	12,706	12,706	49,124	49,124	163,479	163,479
Indian tribal funds	378,737	378,737	677,836	677,836	179,125	179,125
Other.....	4,354	4,354	26,450	26,450	11,309	11,309
Total--Bureau of Indian Affairs	460,478	267	460,211	1,445,095	5,883	1,439,212	874,651	5,540	869,112
Office of Territorial Affairs	2,393	2,393	142,285	142,285	181,786	181,786
Office of the Solicitor and Office of the Secretary.....	1,390	1,390	34,965	34,965	52,113	52,113
Proprietary receipts from the public.....	411,381	-411,381	1,395,619	-1,395,619	833,571	-833,571
Intrabudgetary transactions.....	-74,372	-74,372	-62,686	-62,686
Total--Department of the Interior	786,518	420,778	365,740	4,794,655	1,467,830	3,326,825	3,913,484	890,264	3,023,221
Department of Justice:									
General Administration.....	-3,322	-3,322	24,695	24,695	19,845	19,845
United States Parole Commission.....	107	107	3,764	3,764
Legal Activities	39,246	39,246	340,641	340,641	291,583	291,583
Federal Bureau of Investigation	44,400	44,400	464,740	464,740	447,719	447,719
Immigration and Naturalization Services	29,044	29,044	255,237	255,237	223,432	223,432
Drug Enforcement Administration	14,699	14,699	155,928	155,928	139,362	139,362
Federal Prison System.....	25,647	949	24,698	283,616	9,266	274,350	273,411	8,814	264,597
Office of Justice Assistance, Research and Statistics...	53,321	53,321	498,215	498,215	529,097	529,097
Proprietary receipts from the public.....	127	-127	8,841	-8,841	9,880	-9,880
Total--Department of Justice	203,141	1,077	202,065	2,026,836	18,107	2,008,730	1,924,449	18,694	1,905,755
Department of Labor:									
Employment and Training Administration:									
Program administration.....	5,039	5,039	67,840	67,840	68,386	68,386
Employment and training assistance	666,840	666,840	4,878,386	4,878,386	4,071,681	4,071,681
Community service employment for older Americans	17,229	17,229	169,769	169,769	156,928	156,928
Temporary employment assistance	140,166	140,166	1,384,417	1,384,417	2,625,965	2,625,965
Federal unemployment benefits and allowances.....	52,421	52,421	1,059,664	1,059,664	790,538	790,538
Grants to states for unemployment insurance and employment services.....	3,195	3,195	12,804	12,804	53,464	53,464
Advances to the unemployment trust fund and other funds	392,782	392,782	130,193	130,193
Other.....	178	178	2,074	2,074	3,903	3,903
Unemployment trust fund:									
Federal-State unemployment insurance:									
State unemployment benefits	1,346,983	1,346,983	9,693,942	9,693,942	6,569,004	6,569,004
State administrative expenses.....	155,000	155,000	1,372,501	1,372,501	1,156,510	1,156,510
Federal administrative expenses	3,621	3,621	41,262	41,262	59,185	59,185
Interest on refunds of taxes	325	325	1,418	1,418	504	504
Repayment of advances from the general fund....	250,000	250,000	250,000	250,000	400,000	400,000

TABLE III--BUDGET RECEIPTS AND OUTLAYS--Continued (In thousands)

Classification of OUTLAYS--Continued	This Month			Current Fiscal Year to Date			Comparable Period Prior Fiscal Year		
	Outlays	Applicable Receipts	Net Outlays	Outlays	Applicable Receipts	Net Outlays	Outlays	Applicable Receipts	Net Outlays
Department of Labor--Continued									
Employment and Training Administration--Continued									
Unemployment Trust Fund--Continued									
Railroad-unemployment insurance:									
Railroad unemployment benefits.....	\$14,390	\$14,390	\$145,065	\$145,065	\$114,276	\$114,276
Administrative expenses.....	-1,891	-1,891	5,116	5,116	9,365	9,365
Payment of interest on advances from railroad retirement account.....	755	755
Total--Unemployment trust fund	1,768,430	1,768,430	11,509,304	11,509,304	8,309,599	8,309,599
Total--Employment and Training Administration	2,653,499	2,653,499	19,477,040	19,477,040	16,210,657	16,210,657
Labor-Management Services Administration.....	4,059	4,059	38,906	38,906	40,231	40,231
Employment Standards Administration:									
Salaries and expenses.....	12,955	12,955	133,643	133,643	109,515	109,515
Special benefits.....	66,439	66,439	42,685	42,685	24,511	24,511
Black Lung Disability Trust Fund.....	20,801	20,801	403,571	403,571	280,973	280,973
Special workers' compensation expenses	753	753	8,258	8,258	5,420	5,420
Occupational Safety and Health Administration	14,405	14,405	127,730	127,730	112,124	112,124
Mine Safety and Health Administration.....	10,024	10,024	103,213	103,213	97,836	97,836
Bureau of Labor Statistics.....	11,739	11,739	83,226	83,226	65,193	65,193
Departmental Management.....	11,135	11,135	64,809	64,809	48,562	48,562
Proprietary receipts from the public.....	\$1,021	-1,021	\$5,502	-5,502	\$1,793	-1,793
Intrabudgetary transactions.....	-250,000	-250,000	-447,782	-447,782	-534,918	-534,918
Total--Department of Labor	2,555,809	1,021	2,554,788	20,035,300	5,502	20,029,798	16,460,106	1,793	16,458,312
Department of State:									
Administration of Foreign Affairs:									
Salaries and expenses.....	64,751	64,751	521,316	521,316	482,440	482,440
Acquisition, operation, and maintenance of buildings abroad.....	6,706	6,706	77,274	77,274	80,522	80,522
Payment to Foreign Service retirement and disability fund.....	43,369	43,369	38,107	38,107
Foreign Service retirement and disability fund.....	12,078	12,078	103,150	103,150	81,904	81,904
Other.....	396	396	11,002	11,002	8,225	8,225
Total--Administration of Foreign Affairs.....	83,931	83,931	756,111	756,111	691,198	691,198
International Organization and Conferences.....	6,868	6,868	362,569	362,569	232,022	232,022
International Commissions.....	1,524	1,524	16,633	16,633	16,643	16,643
Migration and Refugee Assistance	17,438	17,438	343,036	343,036	91,550	91,550
United States Emergency Refugee and Migration Assistance Fund.....	2,737	2,737	23,980	23,980	14,322	14,322
Other.....	42	42	583	583	7,303	7,303
Proprietary receipts from the public.....	418	-418	-6,112	6,112	12,963	-12,963
Intrabudgetary transactions:									
Foreign Service retirement and disability fund: Receipts transferred to Civil Service retirement and disability fund	-228	-228	-1,078	-1,078	-742	-742
General fund contributions.....	-25,676	-25,676	-69,045	-69,045	-62,927	-62,927
Other.....
Total--Department of State	86,636	418	86,218	1,432,790	-6,112	1,438,902	989,369	12,963	976,406

See footnotes on page 3.

TABLE III--BUDGET RECEIPTS AND OUTLAYS--Continued (In thousands)

Classification of OUTLAYS--Continued	This Month			Current Fiscal Year to Date			Comparable Period Prior Fiscal Year		
	Outlays	Applicable Receipts	Net Outlays	Outlays	Applicable Receipts	Net Outlays	Outlays	Applicable Receipts	Net Outlays
Department of Transportation:									
Office of the Secretary	-\$4,786	-\$4,786	\$36,368	\$36,368	\$39,590	\$39,590
Coast Guard:									
Operating expenses	82,473	82,473	800,078	800,078	732,395	732,395
Acquisition, construction, and improvements	19,230	19,230	187,987	187,987	148,776	148,776
Retired pay	19,252	19,252	152,881	152,881	130,369	130,369
Other	8,272	\$221	8,050	62,854	\$2,639	60,215	63,919	\$2,742	61,177
Total--Coast Guard	129,226	221	129,005	1,203,799	2,639	1,201,160	1,075,459	2,742	1,072,717
Federal Aviation Administration:									
Operations	167,228	167,228	1,619,752	1,619,752	1,497,549	1,497,549
Other	3,780	3,780	37,871	8	37,863	34,880	7	34,873
Airport and airway trust fund:									
Grants-in-aid for airports	61,528	61,528	418,634	418,634	386,262	386,262
Facilities and equipment	22,814	22,814	167,160	167,160	146,232	146,232
Interest on refunds of taxes	18	18	10	10
Other	6,875	6,875	57,789	57,789	50,849	50,849
Total--Airport and airway trust fund	91,217	91,217	643,600	643,600	583,353	583,353
Total--Federal Aviation Administration	262,224	262,224	2,301,222	8	2,301,214	2,115,782	7	2,115,775
Federal Highway Administration:									
Highway trust fund:									
Federal-aid highways	853,516	853,516	6,166,928	6,166,928	4,645,851	4,645,851
Other	12,329	12,329	107,369	107,369	52,245	52,245
Off-systems roads programs	8,374	8,374	111,855	111,855	127,345	127,345
Other programs	10,761	10,761	83,523	83,523	63,525	63,525
Total--Federal Highway Administration	884,980	884,980	6,469,675	6,469,675	4,888,966	4,888,966
National Highway Traffic Safety Administration:									
Operations and Research	3,731	3,731	47,865	47,865	40,234	40,234
Trust fund share of traffic safety programs	23,375	23,375	159,029	159,029	148,400	148,400
Other	-2,065	-2,065	-3,933	-3,933	-4,565	-4,565
Federal Railroad Administration:									
Public enterprise funds	14,662	3,831	10,831	110,856	26,978	83,878	90,479	27,276	63,204
Railroad research and development	6,465	6,465	43,830	43,830	42,030	42,030
Rail assistance	7,454	7,454	58,876	58,876	44,953	44,953
Northeast corridor improvement program	40,970	40,970	186,040	186,040	145,519	145,519
Grants to National Railroad Passenger Corporation	669,310	669,310	590,000	590,000
Other	3,058	3,058	27,245	27,245	24,916	24,916
Total--Federal Railroad Administration	72,610	3,831	68,779	1,096,157	26,978	1,069,178	937,897	27,276	910,621
Urban Mass Transportation Administration	306,161	306,161	2,506,939	2,506,939	1,877,430	1,877,430
Other	4,449	4,449	30,361	5,778	24,583	20,660	7,028	13,632
Proprietary receipts from the public	4,363	-4,363	34,779	-34,779	41,289	-41,289
Total--Department of Transportation	1,679,905	8,415	1,671,490	13,847,482	70,183	13,777,299	11,139,854	78,342	11,061,512

TABLE III--BUDGET RECEIPTS AND OUTLAYS--Continued (In thousands)

Classification of OUTLAYS--Continued	This Month			Current Fiscal Year to Date			Comparable Period Prior Fiscal Year		
	Outlays	Applicable Receipts	Net Outlays	Outlays	Applicable Receipts	Net Outlays	Outlays	Applicable Receipts	Net Outlays
Department of the Treasury:									
Office of the Secretary.....	\$6,111	\$6,111	\$69,940	\$69,940	\$22,434	\$3	\$22,431
Office of Revenue Sharing:									
General Revenue Sharing.....	52	52	5,119,166	5,119,166	5,133,358	5,133,358
Targeted and antirecession fiscal assistance.....
Other.....	434	434	4,693	4,693	5,093	5,093
Federal Law Enforcement Training Center.....	1,238	1,238	14,841	14,841	19,849	19,849
Bureau of Government Financial Operations:									
Salaries and expenses.....	14,583	14,583	143,569	143,569	130,843	130,843
Claims, judgements, and relief acts.....	14,937	14,937	178,739	178,739	200,214	200,214
Other.....	2,660	2,660	10,134	10,134	544,796	544,796
Total--Bureau of Government Financial Operations.....	32,181	32,181	332,441	332,441	875,853	875,853
Bureau of Alcohol, Tobacco and Firearms.....	10,568	10,568	110,485	110,485	97,705	97,705
United States Customs Service.....	56,772	56,772	612,241	612,241	506,676	506,676
Bureau of Engraving and Printing.....	-2,713	-2,713	3,340	3,340	-4,053	-4,053
Bureau of the Mint.....	5,654	5,654	44,172	44,172	29,978	29,978
Bureau of the Public Debt.....	10,691	10,691	146,417	146,417	117,117	117,117
Internal Revenue Service:									
Federal tax lien revolving fund.....	255	\$581	-326	1,369	\$1,429	-60	638	440	198
Salaries and expenses.....	11,101	11,101	111,318	111,318	95,319	95,319
Taxpayer service and returns processing.....	51,201	51,201	599,359	599,359	577,825	577,825
Examinations and appeals.....	59,293	59,293	646,375	646,375	591,699	591,699
Investigations and collections.....	37,381	37,381	386,876	386,876	325,788	325,788
Payment where credit exceeds liability for tax.....	47,458	47,458	1,231,697	1,231,697	740,332	740,332
Refunding internal revenue collections, interest.....	57,396	57,396	320,259	320,259	267,442	267,442
Internal revenue collections for Puerto Rico.....	9,523	9,523	162,541	162,541	170,150	170,150
Other.....	32	32	1,464	1,464
Total--Internal Revenue Service.....	273,639	581	273,058	3,461,258	1,429	3,459,829	2,769,193	440	2,768,753
United States Secret Service.....	13,574	13,574	130,852	130,852	103,511	103,511
Comptroller of the Currency.....	8,006	341	7,665	76,900	55,002	21,897	68,750	50,279	18,470
Interest on the public debt:									
Public issues (accrual basis).....	5,294,177	5,294,177	44,253,128	44,253,128	35,624,482	35,624,482
Special Issues (cash basis).....	5,384,262	5,384,262	13,840,101	13,840,101	10,880,318	10,880,318
Total--Interest on the public debt.....	10,678,438	10,678,438	58,093,229	58,093,229	46,504,800	46,504,800
Proprietary receipts from the public.....	109,061	-109,061	1,295,681	-1,295,681	838,743	-838,743
Receipts from off-budget Federal agencies.....	751,816	-751,816	4,548,304	-4,548,304	2,924,443	-2,924,443
Intrabudgetary transactions.....	-332,534	-332,534	-2,673,240	-2,673,240	-1,997,053	-1,997,053
Total--Department of the Treasury.....	10,762,110	861,799	9,900,311	65,546,733	5,900,416	59,646,317	54,253,209	3,813,909	50,439,300

TABLE III--BUDGET RECEIPTS AND OUTLAYS--Continued (In thousands)

Classification of OUTLAYS--Continued	This Month			Current Fiscal Year to Date			Comparable Period Prior Fiscal Year		
	Outlays	Applicable Receipts	Net Outlays	Outlays	Applicable Receipts	Net Outlays	Outlays	Applicable Receipts	Net Outlays
Environmental Protection Agency:									
Salaries and expenses	\$36,907	\$36,907	\$316,798	\$316,798	\$70,017	\$70,017
Research and development:									
Energy supply	21,121	21,121	183,240	183,240	211,808	211,808
Pollution control and abatement	142	142	2,736	2,736	9,266	9,266
Abatement, control, and compliance	38,380	38,380	347,082	347,082	397,260	397,260
Construction grants	345,351	345,351	3,299,539	3,299,539	2,704,848	2,704,848
Other	1,509	\$53	1,456	26,292	\$512	25,780	66,553	\$473	66,080
Proprietary receipts from the public	-1,297	1,297	-7,098	7,098	415	-415
Total--Environmental Protection Agency	443,410	-1,244	444,655	4,175,687	-6,586	4,182,273	3,459,753	888	3,458,865
National Aeronautics and Space Administration:									
Research and Development	358,893	358,893	2,768,275	2,768,275	2,266,667	2,266,667
Construction of facilities	14,920	14,920	101,508	101,508	98,708	98,708
Research and program management	78,340	78,340	745,749	745,749	690,000	690,000
Other	(*)	(*)	1,274	1,274	13	13
Proprietary receipts from the public	51	-51	2,083	-2,083	8,882	-8,882
Total--National Aeronautics and Space Administration	452,153	51	452,102	3,616,805	2,083	3,614,723	3,055,388	8,882	3,046,507
Veterans Administration:									
Public enterprise funds:									
Loan guaranty revolving fund	38,082	46,692	-8,610	343,995	232,039	111,956	369,955	201,858	168,097
Direct loan revolving fund	3,438	9,061	-5,623	57,123	85,432	-28,308	63,769	94,836	-31,067
Veterans reopened insurance fund	3,092	19,160	-16,069	30,783	51,660	-20,877	19,633	48,493	-28,860
Education loan fund	328	158	171	4,281	1,235	3,045	6,012	556	5,456
Other	18,693	16,882	1,812	199,690	198,402	1,288	191,454	192,651	-1,197
Compensation and pensions	61,357	61,357	8,356,870	8,356,870	8,593,884	8,593,884
Readjustment benefits	44,645	44,645	1,994,910	1,994,910	2,442,435	2,442,435
Medical care	469,739	469,739	4,425,044	4,425,044	3,904,943	3,904,943
Medical and prosthetic research	9,453	9,453	98,839	98,839	89,543	89,543
General operating expenses	38,292	38,292	473,843	473,843	462,171	462,171
Construction projects	26,643	26,643	212,840	212,840	171,017	171,017
Insurance funds:									
National service life	61,019	61,019	710,539	710,539	591,293	591,293
United States Government life	4,178	4,178	56,274	56,274	52,953	52,953
Veterans special life	3,779	26,221	-22,443	42,571	85,243	-42,672	43,712	81,230	-37,518
Other	13,511	13,511	97,242	97,242	85,924	85,924
Proprietary receipts from the public:									
National service life	38,040	-38,040	339,842	-339,842	342,465	-342,465
Government life	408	-408	4,287	-4,287	3,392	-3,392
Other	9,959	-9,959	82,003	-82,003	51,774	-51,774
Intrabudgetary transactions	188	188	-2,225	-2,225	-1,845	-1,845
Total--Veterans Administration	796,437	166,581	629,856	17,102,617	1,080,144	16,022,474	17,086,854	1,017,254	16,069,600
Independent agencies:									
Action	12,798	12,798	99,187	99,187	90,082	90,082
Arms Control and Disarmament Agency	989	989	12,547	12,547	10,678	10,678
Board for International Broadcasting	7,024	7,024	79,877	79,877	64,493	64,493
Civil Aeronautics Board	10,668	3	10,665	88,828	108	88,720	72,877	102	72,775
Commission on Civil Rights	853	853	8,783	8,783	7,644	7,644
Community Services Administration	88,184	163	88,022	1,967,682	1,349	1,966,333	608,888	195	608,693
Consumer Product Safety Commission	3,591	(*)	3,591	32,676	8	32,668	30,225	12	30,213
Corporation for Public Broadcasting	142,000	142,000	120,200	120,200

See footnotes on page 3.

TABLE III--BUDGET RECEIPTS AND OUTLAYS--Continued (In thousands)

Classification of OUTLAYS--Continued	This Month			Current Fiscal Year to Date			Comparable Period Prior Fiscal Year		
	Outlays	Applicable Receipts	Net Outlays	Outlays	Applicable Receipts	Net Outlays	Outlays	Applicable Receipts	Net Outlays
Independent Agencies--Continued									
District of Columbia:									
Federal payment	£17,778	£17,778	£248,700	£248,700	£242,725	£242,725
Loans and repayable advances.....	110,000	£44,376	65,624	95,832	£22,346	73,486
Equal Employment Opportunity Commission	10,153	£9	10,144	98,818	46	98,772	68,265	31	68,235
Export-Import Bank of the United States.....	497,030	200,245	296,785	3,169,816	1,742,824	1,426,991	1,731,602	1,665,011	66,591
Federal Communications Commission	5,469	1	5,467	55,724	16	55,709	51,290	14	51,276
Federal Deposit Insurance Corporation.....	35,237	24,921	10,316	621,257	1,390,661	-769,404	455,890	1,456,314	-1,000,425
Federal Emergency Management Agency:									
National flood insurance and development fund	43,844	43,844	318,914	9	318,905	199,908	84,830	115,078
Emergency planning, preparedness, and mobilization.....	5,897	5,897	94,623	94,623	101,804	101,804
Hazard mitigation and disaster assistance.....	12,382	12,382	98,097	98,097	34,864	34,864
Federal Home Loan Bank Board:									
Public enterprise funds:									
Federal Home Loan Bank Board revolving fund.....	1,422	1,742	-320	15,016	16,463	-1,447	37,866	37,794	72
Federal Savings and Loan Insurance Corp. fund.....	98,846	28,064	70,782	990,277	540,873	449,404	123,268	463,220	-339,952
Interest adjustment payments	21	21	22	22
Federal Trade Commission.....	5,545	-314	5,859	52,161	34	52,126	46,187	-564	46,752
General Services Administration:									
Real Property Activities.....	115,072	115,072	-47,176	-47,176	-113,838	-113,838
Personal Property Activities.....	8,433	8,433	85,445	85,445	65,259	65,259
Records Activities.....	5,768	982	4,786	68,409	6,126	62,282	62,331	6,505	55,827
Federal Property Resources Activities.....	3,032	3,032	31,453	31,453	26,819	26,819
General Activities	9,698	5	9,693	100,789	482	100,307	76,734	505	76,229
Other.....	12,022	12,022	34,616	34,616	8,748	8,748
Proprietary receipts from the public:									
Stockpile receipts.....	8,844	-8,844	74,144	-74,144	51,867	-51,867
Other.....	645	-646	108,679	-108,679	28,854	-28,854
Intrabudgetary transactions.....	8	8	-9,412	-9,412
Total--General Services Administration	154,026	10,478	143,548	273,544	189,430	84,114	116,642	87,730	28,912
Intragovernmental Agencies:									
Washington Metropolitan Area Transit Authority	25,832	25,832	92,727	92,727	55,646	55,646
Other.....	838	225	613	4,938	1,950	2,988	4,580	1,335	3,245
International Communications Agency.....	32,774	109	32,665	318,270	335	317,934	282,679	686	281,993
Interstate Commerce Commission.....	7,591	6	7,585	133,769	2,242	131,527	50,363	12,209	38,154
Legal Services Corporation.....	35,401	35,401	244,075	244,075	205,013	205,013
Merit Systems Protection Board.....	300	300	9,444	9,444	3,075	3,075
National Credit Union Administration:									
Central liquidity facility.....	44,733	44,271	462	262,392	213,894	48,499
Other.....	7,418	3,031	4,387	64,711	88,011	-23,300	258	22,505	-22,247
National Foundation on the Arts and the Humanities:									
National Endowment for the Arts	12,931	1	12,930	109,011	6	109,005	102,277	11	102,266
National Endowment for the Humanities	14,991	14,991	120,311	120,311	107,274	107,274
National Labor Relations Board	7,496	41	7,455	82,494	106	82,388	74,733	109	74,624
National Science Foundation.....	79,189	-13	79,202	648,967	209	648,758	598,789	461	598,329
National Transportation Safety Board	1,251	1	1,251	13,204	4	13,200	11,790	7	11,783
Nuclear Regulatory Commission.....	33,159	1	33,158	271,446	13	271,433	222,108	15	222,094

See footnotes on page 3.

TABLE III--BUDGET RECEIPTS AND OUTLAYS--Continued (In thousands)

Classification of OUTLAYS--Continued	This Month			Current Fiscal Year to Date			Comparable Period Prior Fiscal Year		
	Outlays	Applicable Receipts	Net Outlays	Outlays	Applicable Receipts	Net Outlays	Outlays	Applicable Receipts	Net Outlays
Independent Agencies--Continued									
Office of Personnel Management:									
Salaries and expenses.....	-\$1,228	-\$1,228	\$103,211	\$103,211	\$95,755	\$95,755
Government payment for annuitants, employees health benefits	55,298	55,298	458,808	458,808	365,679	365,679
Payment to civil service retirement and disability fund.....	81	81	729	729	809	809
Civil service retirement and disability fund.....	1,292,783	1,292,783	10,842,008	10,842,008	9,164,873	9,164,873
Employees health benefits fund.....	297,789	\$284,047	13,741	2,625,879	\$2,579,397	46,482	2,387,927	\$2,360,184	27,743
Employees life insurance fund.....	44,304	44,693	-390	365,897	631,840	-265,943	370,455	587,562	-217,107
Retired employees health benefits fund.....	1,337	1,406	-69	9,941	8,829	1,112	9,989	6,138	3,851
Other.....	-2,402	-2,402	13,432	13,432	11,756	11,756
Proprietary receipts from the public.....	11	-11	1,031	-1,031	1,314	-1,314
Intrabudgetary transactions:									
Civil service retirement and disability fund: Receipts transferred to Foreign Service re- tirement and disability fund.....	-215	-215	-4,233	-4,233	-7,953	-7,953
General fund contributions.....	11,542	11,542	-17,534	-17,534	-809	-809
Other.....	-4,400	-4,400	-19,976	-19,976	-13,636	-13,636
Total--Office of Personnel Management.....	1,694,888	330,158	1,364,730	14,378,162	3,221,097	11,157,065	12,384,846	2,955,199	9,429,648
Panama Canal Commission	24,907	30,592	-5,685	176,122	275,148	-99,027
Postal Services (payment to the Postal Service fund).....	1,676,810	1,676,810	1,785,176	1,785,176
Railroad Retirement Board:									
Federal Windfall Payment to Railroad Retirement Trust Fund.....	313,000	313,000	313,000	313,000
Regional rail transportation protective account.....	28,339	28,339	42,276	42,276
Milwaukee railroad restructuring, administration.....
Railroad retirement accounts:									
Benefits payments and claims.....	390,101	390,101	3,428,932	3,428,932	3,118,730	3,118,730
Advances to the railroad retirement account from the FOASI trust fund	-25,160	-25,160	-212,886	-212,886	-169,881	-169,881
Advances to the railroad retirement account from the FDI trust fund.....	-3,357	-3,357	-28,167	-28,167	-20,025	-20,025
Disbursements for the payment of FOASI benefits...	24,187	24,187	210,886	210,886	167,812	167,812
Disbursement for the payment of FDI benefits.....	3,040	3,040	28,072	28,072	24,358	24,358
Administrative expenses.....	5,406	5,406	31,044	31,044	23,036	23,036
Interest on refunds of taxes.....	29	29	40	40	23	23
Proprietary receipts from the public.....	(*)	(*)	25	-25	1	-1
Intrabudgetary transactions:									
Railroad retirement account: Payment to railroad retirement trust funds.....	-313,000	-313,000	-313,000	-313,000
Interest transferred to federal hospital insurance trust fund.....	22,480	22,480	22,480	22,480	15,549	15,549
Interest on advances to railroad unemployment insurance account.....	-755	-755
Total--Railroad Retirement Board.....	416,725	416,725	3,508,741	25	3,508,716	3,201,122	1	3,201,121

See footnotes on page 3.

TABLE III--BUDGET RECEIPTS AND OUTLAYS--Continued (In thousands)

Classification of OUTLAYS--Continued	This Month			Current Fiscal Year to Date			Comparable Period Prior Fiscal Year		
	Outlays	Applicable Receipts	Net Outlays	Outlays	Applicable Receipts	Net Outlays	Outlays	Applicable Receipts	Net Outlays
Independent Agencies--Continued									
Securities and Exchange Commission	£5,264	(*)	£5,263	£55,145	£6	£55,138	£50,095	£19	£50,076
Small Business Administration:									
Public enterprise funds:									
Business loan and investment fund	64,812	£43,284	21,528	944,292	369,868	574,424	735,591	346,407	389,185
Disaster loan fund	70,227	42,459	27,768	1,248,265	488,005	760,260	1,074,627	398,989	675,638
Other	1,550	549	1,002	23,797	13,256	10,541	26,645	11,303	15,343
Salaries and expenses	15,691	15,691	159,151	159,151	136,969	136,969
Proprietary receipts from the public	1	-1	20	-20	18	-18
Other	102	102	1,935	1,935	1,126	1,126
Total--Small Business Administration.....	152,332	86,292	66,090	2,377,440	871,149	1,506,291	1,974,958	756,716	1,218,243
Smithsonian Institution	13,504	9	13,495	100,093	89	100,004	95,168	44	95,124
Tennessee Valley Authority	456,005	264,769	191,235	4,212,502	2,975,079	1,237,423	3,492,098	2,213,446	1,278,652
United States Railway Association:									
Administrative expenses	2,000	2,000	24,580	24,580	21,850	21,850
Purchases of Conrail Securities	38,000	38,000	413,700	413,700	522,300	522,300
Other independent agencies.....	25,586	1,228	24,358	215,036	10,880	204,156	163,577	10,782	152,795
Total--Independent agencies.....	4,144,900	1,026,032	3,118,867	38,092,637	11,586,443	26,506,194	29,721,027	9,790,579	19,930,448
Undistributed offsetting receipts:									
Federal employer contributions to retirement and social insurance funds:									
Legislative Branch:									
United States Tax Court:									
Tax court judges survivors annuity fund	-40	-40	-30	-30
The Judiciary:									
Judicial survivors annuity fund	-136	-136	-1,335	-1,335	-1,137	-1,137
Department of Health and Human Services:									
Federal old-age and survivors insurance trust fund	-89,000	-89,000	-753,000	-753,000	-696,000	-696,000
Federal disability insurance trust fund	-15,000	-15,000	-129,000	-129,000	-123,000	-123,000
Federal hospital insurance trust fund	-22,000	-22,000	-182,000	-182,000	-166,000	-166,000
Department of State:									
Foreign Service retirement and disability fund	-1,496	-1,496	-15,794	-15,794	-15,493	-15,493
Independent agencies:									
Office of Personnel Management:									
Civil Service retirement and disability fund	-266,653	-266,653	-2,147,808	-2,147,808	-1,836,254	-1,836,254
Receipts from off-budget Federal agencies:									
Independent agencies:									
Office of Personnel Management:									
Civil Service retirement and disability fund	-59,103	-59,103	-562,580	-562,580	-534,699	-534,699
Subtotal	-453,389	-453,389	-3,791,557	-3,791,557	-3,372,614	-3,372,614

TABLE III--BUDGET RECEIPTS AND OUTLAYS--Continued (In thousands)

Classification of OUTLAYS--Continued	This Month			Current Fiscal Year to Date			Comparable Period Prior Fiscal Year		
	Outlays	Applicable Receipts	Net Outlays	Outlays	Applicable Receipts	Net Outlays	Outlays	Applicable Receipts	Net Outlays
Undistributed offsetting receipts--Continued									
Interest credited to certain Government Accounts:									
The Judiciary:									
Judicial survivors annuity fund	-\$268	-\$268	-\$3,012	-\$3,012	-\$2,111	-\$2,111
Department of Defense:									
Civil:									
Soldiers' and Airmen's Home permanent fund	-2,197	-2,197	-6,365	-6,365	-5,919	-5,919
Department of Health and Human Services:									
Federal old-age and survivors insurance trust fund.	-642,666	-642,666	-1,703,783	-1,703,783	-1,785,250	-1,785,250
Federal disability insurance trust fund	-204,008	-204,008	-427,685	-427,685	-285,405	-285,405
Federal hospital insurance trust fund	-511,773	-511,773	-1,026,422	-1,026,422	-858,549	-858,549
Federal supplementary medical insurance trust fund	-186,624	-186,624	-403,671	-403,671	-352,372	-352,372
Department of Labor:									
Unemployment trust fund	-359,567	-359,567	-857,859	-857,859	-485,019	-485,019
Black Lung Disability Trust Fund	-122	-122
Department of State:									
Foreign Service retirement and disability fund	-20,339	-20,339	-40,601	-40,601	-30,466	-30,466
Department of Transportation:									
Airport and airway trust fund	-209,090	-209,090	-395,830	-395,830	-275,880	-275,880
Highway trust fund	-456,229	-456,229	-1,006,797	-1,006,797	-827,538	-827,538
Veterans Administration:									
United States Government life insurance fund	-15,572	-15,572	-32,590	-32,590	-34,266	-34,266
National service life insurance fund	-291,283	-291,283	-581,436	-581,436	-525,148	-525,148
Independent Agencies:									
Office of Personnel Management:									
Civil Service retirement and disability fund	-2,370,492	-2,370,492	-4,839,483	-4,839,483	-3,981,022	-3,981,022
Railroad Retirement Board:									
Railroad retirement account	-7,847	-7,847	-307,174	-307,174	-185,423	-185,423
Other	-2,116	-2,116	-13,370	-13,370	-6,156	-6,156
Subtotal	-5,280,071	-5,280,071	-11,646,077	-11,646,077	-9,640,646	-9,640,646
Rents and royalties on the outer continental shelf land...	\$171,409	-171,409	\$3,602,304	-3,602,304	\$2,133,744	-2,133,744
Total--Undistributed offsetting receipts	-5,733,460	171,409	-5,904,870	-15,437,634	3,602,304	-19,039,938	-13,013,260	2,133,744	-15,147,003
Total outlays	52,217,380	5,515,104	46,702,276	482,998,240	54,440,242	428,557,998	415,124,160	46,282,208	368,841,951
TOTAL BUDGET			(Net totals)			(Net totals)			(Net totals)
Receipts			59,055,119			384,899,616			346,031,569
Outlays (-)			-46,702,276			-428,557,998			-368,841,951
Budget surplus (+) or deficit (-)			+12,352,843			-43,658,382			-22,810,383

MEMORANDUM

Receipts offset against outlays (In thousands)

	Current Fiscal Year to Date	Comparable Period Prior Fiscal Year
Proprietary receipts	\$15,794,320	\$13,846,104
Receipts from off-budget Federal agencies	4,548,304	2,924,443
Intrabudgetary transactions	34,013,381	31,211,938
Total receipts offset against outlays	54,356,004	47,982,485

TABLE IV--MEANS OF FINANCING (In thousands)

23

Classification (Assets and Liabilities Directly Related to the Budget)	Net Transactions (-) denotes net reduction of either liability or asset accounts			Account Balances Current Fiscal Year		
	This Month	Fiscal Year to Date		Beginning of		Close of This Month
		This Year	Prior Year	This Year	This Month	
LIABILITY ACCOUNTS						
Borrowing from the public:						
Public debt securities, issued under general financial authorities:						
Obligations of the United States, issued by:						
United States Treasury.....	-\$302,797	\$51,094,717	\$33,368,430	\$826,519,087	\$877,916,601	\$877,613,804
Federal Financing Bank				10	10	10
Total public debt securities	-302,797	51,094,717	33,368,430	826,519,097	877,916,611	877,613,814
Agency securities, issued under special financing authorities (See Schedule B. For other agency borrowing, see Schedule C.).....	-103,265	-464,117	-1,546,970	7,231,770	6,870,918	6,767,653
Total federal securities	-406,061	50,630,601	31,821,459	833,750,867	884,787,529	884,381,467
Deduct:						
Federal securities held as investments of government accounts (See Schedule D).....	4,208,503	7,223,164	10,529,285	189,161,534	192,176,196	196,384,698
Total borrowing from the public	-4,614,564	43,407,436	21,292,174	644,589,333	692,611,333	687,996,769
Accrued interest payable to the public.....	566,817	131,693	1,510,494	8,154,582	7,719,459	8,286,276
Deposit funds:						
Allocations of special drawing rights	52,708	1,178,681	1,151,571	4,174,771	5,300,744	5,353,452
Other.....	26,026	452,220	-522,150	4,342,031	4,768,226	4,794,252
Miscellaneous liability accounts (Includes checks outstanding etc.).....	-5,759,355	-2,685,932	5,908,455	8,646,702	11,720,124	5,960,769
Total liability accounts.....	-9,728,368	42,484,099	29,340,543	669,907,419	722,119,885	712,391,517
ASSET ACCOUNTS (Deduct)						
Cash and monetary assets:						
U.S. Treasury operating cash:						
Federal Reserve account	-1,324,333	-3,289,960	-13,357,612	6,489,007	4,523,380	3,199,047
Tax and loan note accounts.....	4,754,246	-6,793,700	8,398,718	17,686,990	6,139,044	10,893,290
Balance.....	3,429,913	-10,083,660	-4,958,894	24,175,997	10,662,424	14,092,337
Special drawing rights:						
Total holdings	37,233	1,056,451	-271,581	2,725,228	3,744,446	3,781,679
SDR certificates issued to Federal Reserve Banks.....	-50,000	-1,218,000	-500,000	-1,800,000	-2,968,000	-3,018,000
Balance.....	-12,767	-161,549	-771,581	925,228	776,446	763,679
Gold tranche drawing rights:						
U.S. subscription to International Monetary Fund:						
Direct quota payments.....				8,810,156	8,810,156	8,810,156
Maintenance of value adjustments.....	109,596	200,688	84,259	2,120,603	2,211,696	2,321,291
Other demand liabilities issued to IMF.....	-155,209	-266,209	-2,552,984	-9,423,243	-9,534,243	-9,689,453
Receivable/Payable (-) for U.S. currency valuation adjustment.....	72,193	-14,683	170,854	-208,178	-295,054	-222,861
Balance.....	26,579	-80,204	-2,297,872	1,299,338	1,192,555	1,219,134
Loans to International Monetary Fund.....	200,512	200,512	-706,304	200,512
Other cash and monetary assets.....	-71,259	1,669,709	9,368,099	5,690,273	7,431,241	7,359,982
Total cash and monetary assets	3,572,978	-8,455,192	633,448	32,090,836	20,062,666	23,635,644
Miscellaneous asset accounts	-1,291,849	-422,515	230,691	6,110,205	6,979,539	5,687,690
Total asset accounts	2,281,129	-8,877,707	864,139	38,201,041	27,042,205	29,323,334
Excess of liabilities (+) or assets (-).....	-12,009,497	+51,361,806	+28,476,404	+631,706,378	+695,077,681	+683,068,183
Transactions not applied to current year's surplus or deficit (See Schedule A for details).....	-343,346	-7,703,424	-5,666,022	-7,360,078	-7,703,424
Total budget financing [Financing of deficit (+) or disposition of surplus (-)].....	-12,352,843	+43,658,382	+22,810,383	+631,706,378	+687,717,603	+675,364,760

See footnotes on page 3.

Classification	This Month	Fiscal Year to Date	
		This Year	Prior Year
Excess of liabilities beginning of period: Based on composition of unified budget in preceding period. Adjustments during current fiscal year for changes in composition of unified budget	\$695,077,681	\$631,706,378	\$595,528,323
Excess of liabilities beginning of period (current basis).....	695,077,681	631,706,378	595,528,323
Budget surplus (-) or deficit: Based on composition of unified budget in prior fiscal year.	-12,352,843	43,658,382	22,810,383
Budget surplus (-) or deficit (Table III)	-12,352,843	43,658,382	22,810,383
Transactions not applied to current year's surplus or deficit:			
Seigniorage	-35,324	-578,396	-711,996
Increment on gold
Proceeds from currency
Profit on sale of gold	-926,747	-1,803,385
Net gain (-)/loss for U.S. currency valuation adjustment ..	-11,579	-15,796	-86,128
Net gain (-)/loss for IMF loan valuation adjustment	-78,532
Off-budget Federal Agencies:			
Federal Financing Bank.....	510,922	10,544,102	10,160,719
Pension Benefit Guaranty Fund.....	1,705	8,716	3,350
Postal Service	-192,796	-1,588,680	-2,000,883
Rural electrification and telephone revolving fund.....	62,129	143,489	123,475
Rural Telephone Bank.....	8,289	116,734	59,403
Total--transactions not applied to current year's surplus or deficit.....	343,346	7,703,424	5,666,022
Excess of liabilities close of period	683,068,183	683,068,183	624,004,728

See footnotes on page 3.

TABLE IV--SCHEDULE B--AGENCY SECURITIES, ISSUED UNDER SPECIAL FINANCING AUTHORITIES (In thousands)

Classification	Net Transactions (-) denotes net reduction of liability accounts			Account Balances Current Fiscal Year		
	This Month	Fiscal Year to Date		Beginning of		Close of This Month
		This Year	Prior Year	This Year	This Month	
Agency securities, issued under special financing authorities:						
Obligations of the United States, issued by:						
Export-Import Bank	-\$30,787	-\$216,470	-\$1,180,421	\$933,456	\$747,773	\$716,986
Obligations guaranteed by the United States, issued by:						
Department of Defense:						
Family Housing Mortgages	-5,089	-93,077	-99,980	766,685	678,697	673,608
Department of Housing and Urban Development:						
Federal Housing Administration.....	-7,370	-27,390	-38,744	551,184	531,165	523,795
Department of Transportation:						
Coast Guard:						
Family Housing Mortgages	-19	-167	-160	1,423	1,275	1,256
Obligations not guaranteed by the United States, issued by:						
Department of Defense:						
Homeowners Assistance Mortgages	-12	-665	21	8	8
Department of Housing and Urban Development:						
Government National Mortgage Association	-60,000	-127,000	-127,000	3,004,000	2,937,000	2,877,000
Independent Agencies:						
Postal Services.....	250,000	250,000	250,000
Tennessee Valley Authority	-100,000	1,725,000	1,725,000	1,725,000
Total agency securities.....	-103,265	-464,117	-1,546,970	7,231,770	6,870,918	6,767,653

TABLE IV--SCHEDULE C (MEMORANDUM)--AGENCY BORROWING FINANCED THROUGH
ISSUE OF PUBLIC DEBT SECURITIES (In thousands)

Classification	Transactions			Account Balances Current Fiscal Year		
	This Month	Fiscal Year to Date		Beginning of		Close of this Month
		This Year	Comparable Prior Year	This Year	This Month	
Borrowing from the Treasury:						
Commodity Credit Corporation.....	\$162,000	\$411,410	\$3,307,474	\$13,926,516	\$14,175,926	\$14,337,926
D. C. Commissioners: Stadium sinking fund, Armory Board, D. C.	-381,700	73,300	-831	832	505,000	123,300
Export-Import Bank of United States.....						
Federal Emergency Management Agency:						
National flood insurance fund.....	30,000	298,001	68,156	445,555	713,556	743,556
Federal Financing Bank.....	1,399,551	13,197,319	12,735,967	^R 64,211,034	76,008,802	77,408,353
Federal Home Loan Bank Board.....						
Federal Housing Administration:						
General insurance.....				2,156,655	2,156,655	2,156,655
Special risk insurance.....				1,812,166	1,812,166	1,812,166
General Services Administration:						
Pennsylvania Avenue Development Corporation.....	1,629	-841	8,500	33,938	31,468	33,097
Government National Mortgage Association:						
Emergency home purchase assistance fund.....	53,350	825,850	149,293	1,351,400	2,123,900	2,177,250
Management and liquidating functions.....	-4,000	-4,000	-21,000	14,000	14,000	10,000
Special assistance functions.....		378,950	12,450	4,221,417	4,600,367	4,600,367
International Communication Agency.....				22,114	22,114	22,114
Rural Electrification Administration.....	33,003	142,790	152,326	7,864,742	7,974,529	8,007,532
Rural Telephone Bank.....	4,547	87,196	31,717	394,868	477,517	482,064
Saint Lawrence Seaway Development Corporation.....		-2,000	-2,500	112,976	110,976	110,976
Secretary of Agriculture, 'Farmers Home Administration:						
Rural housing insurance fund.....		1,200,000		1,005,718	2,205,718	2,205,718
Agricultural credit insurance fund.....			1,074,000	1,850,000	1,850,000	1,850,000
Rural development insurance fund.....		60,000	75,000	515,000	575,000	575,000
Secretary of Education:						
College housing loans.....			-123,675	2,687,325	2,687,325	2,687,325
Secretary of Energy:						
Bonneville Power Administration.....				410,000	410,000	410,000
Secretary of Housing and Urban Development:						
Housing for the Elderly and Handicapped.....	60,000	560,000	330,000	520,170	1,020,170	1,080,170
Low-Rent Public Housing.....	-40,000				40,000	
New communities guaranty:						
Title IV.....		3,225	135	3,762	6,987	6,987
Title VII.....	800	28,793	19,685	240,849	268,842	269,642
Urban renewal fund.....		-50,000		300,000	250,000	250,000
Secretary of the Interior:						
Bureau of Mines, helium fund.....				251,650	251,650	251,650
Secretary of Transportation:						
Rail Service Assistance.....		15		100	115	115
Regional Rail Reorganization.....		276		2,704	2,980	2,980
Smithsonian Institution:						
John F. Kennedy Center parking facilities.....				20,400	20,400	20,400
Tennessee Valley Authority.....				150,000	150,000	150,000
Veterans Administration:						
Veterans direct loan program.....				1,730,078	1,730,078	1,730,078
Total Borrowing from the Treasury.....	1,319,180	17,209,452	17,816,757	106,305,969	122,196,241	123,515,421
Borrowing from the Federal Financing Bank:						
Export-Import Bank of the United States.....	709,183	1,604,990	563,000	7,952,887	8,848,694	9,557,877
National Credit Union Administration.....	12,500	60,582			48,082	60,582
Postal Service.....		-67,000	-162,000	1,587,000	1,520,000	1,520,000
Tennessee Valley Authority.....	155,000	1,225,000	1,210,000	7,125,000	8,195,000	8,350,000
Total Borrowing from the Federal Financing Bank.....	876,683	2,823,572	1,611,000	16,664,887	18,611,776	19,488,459
Total Agency Borrowing financed through issues of Public Debt Securities.....	2,195,863	20,033,024	19,427,757	122,970,856	140,808,017	143,003,880

Note: Includes only amounts loaned to Federal Agencies in lieu of Agency Debt issuance and excludes Federal Financing Bank purchase of loans made or guaranteed by Federal Agencies. The Federal Financing Bank borrows from Treasury and issues its own securities and in turn may loan these funds to Agencies in lieu of Agencies borrowing directly through Treasury or issuing their own securities.

R = Revised

**TABLE IV--SCHEDULE D--INVESTMENTS OF GOVERNMENT ACCOUNTS
IN FEDERAL SECURITIES (In thousands)**

Classification	Net Purchases or Sales (-)			Securities Held as Investments Current Fiscal Year		
	This Month	Fiscal Year to Date		Beginning of		Close of This Month
		This Year	Prior Year	This Year	This Month	
Federal Funds:						
Department of Agriculture:						
Agency securities.....	-36,000	-36,000	\$17,215	\$11,215	\$11,215
Department of Commerce.....	\$1,975	31,500	23,065	104,021	133,546	135,521
Department of Housing and Urban Development:						
Federal Housing Administration:						
Federal housing administration fund:						
Public debt securities.....	35,026	57,545	44,478	1,902,302	2,014,821	2,049,847
Agency securities.....	-1,857	-3,649	-3,650	187,263	185,471	183,613
Government National Mortgage Association:						
Emergency mortgage purchase assistance:						
Agency securities.....	943	2,979	1,828	4,570	6,607	7,549
Special assistance function fund:						
Public debt securities.....	650	650	650
Agency securities.....	-715	-6,584	-7,082	96,613	90,744	90,029
Management and liquidating functions fund:						
Agency securities.....	-267	-2,409	-3,515	28,592	26,450	26,183
Guarantees of Mortgage-Backed Securities:						
Public debt securities.....	9,213	35,258	35,804	121,889	147,934	157,147
Agency securities.....	18,628	2,727	38,208	56,837	56,837
Participation sales fund:						
Public debt securities.....	-42,170	38,389	78,479	1,379,173	1,459,732	1,417,562
Agency securities.....	12,380	12,380	12,380
Housing Management:						
Community disposal operations fund:						
Agency securities.....	388	388	388
Department of Interior.....	37,850	1,517,720	1,479,870	1,517,720
Department of Transportation.....	988	8,776	1,201	18,800	26,588	27,576
Department of the Treasury.....	3,584,690	-180,033	1,071,985	4,266,116	501,393	4,086,083
Veterans Administration:						
Veterans reopened insurance fund.....	15,253	19,359	28,057	437,950	442,056	457,309
Independent Agencies:						
Emergency Loan Guarantee Board.....
Export-Import Bank of the United States.....	-5,800
Federal Emergency Management Agency:						
National insurance development fund.....	-19,671	20,000	62,037	42,366	42,366
Federal Savings and Loan Insurance Corporation:						
Public debt securities.....	-69,670	-449,123	346,412	5,482,967	5,103,514	5,033,844
Agency securities.....	-300	-6,460	78,215	77,915	77,915
National Credit Union Administration.....	-2,973	24,738	22,390	128,284	155,995	153,022
Other.....	6,507	67,074	51,460	444,130	504,697	511,204
Total public debt securities.....	3,576,688	1,152,181	1,717,531	14,437,669	12,013,162	15,589,850
Total agency securities.....	-1,897	2,666	-22,153	463,443	468,006	466,109
Total Federal funds.....	3,574,791	1,154,847	1,695,378	14,901,112	12,481,167	16,055,959
Trust Funds:						
Legislative Branch:						
United States Tax Court.....	50	65	716	766	766
Library of Congress.....	105	80	1,595	1,700	1,700
The Judiciary:						
Judicial Survivors Annuity Fund.....	90	5,238	5,501	51,145	56,293	56,383
Department of Agriculture.....	-50	900	-1,308	150	1,100	1,050
Department of Commerce.....	-5	-25	35	30	30
Department of Defense.....	267	-169	-109	3,224	2,788	3,055
Department of Health and Human Services:						
Federal old-age and survivors insurance trust fund:						
Public debt securities.....	-2,970,330	189,092	-2,842,367	26,773,347	29,932,769	26,962,439
Agency securities.....	555,000	555,000	555,000
Federal disability insurance trust fund.....	674,998	1,938,578	1,033,835	5,582,621	6,846,201	7,521,199
Federal hospital insurance trust fund:						
Public debt securities.....	886,450	1,581,511	1,034,597	13,113,539	13,808,600	14,695,050
Agency securities.....	50,000	50,000	50,000
Federal supplementary medical insurance trust fund.....	62,772	-284,822	880,234	4,974,022	4,626,428	4,689,200
Other.....	359	2,083	834	2,620	4,344	4,703

TABLE IV--SCHEDULE D--INVESTMENTS OF GOVERNMENT ACCOUNTS
IN FEDERAL SECURITIES (In thousand)--Continued

Classification	Net Purchases or Sales (-)			Securities Held as Investments Current Fiscal Year		
	This Month	Fiscal Year to Date		Beginning of		Close of This Month
		This Year	Prior Year	This Year	This Month	
Trust Funds--Continued						
Department of the Interior.....	-11,530	\$95,497	\$1,430	\$11,601	\$118,627	\$107,097
Department of Labor:						
Unemployment trust fund.....	-1,257,191	-384,733	2,804,013	13,793,113	14,665,571	13,408,380
Other.....	274	4,106	4,380	4,380
Department of State:						
Foreign service retirement and disability fund.....	38,876	42,112	48,746	492,628	495,864	534,740
Other.....	-100	210	1,140	1,240	1,140
Department of Transportation:						
Airport and airway trust fund.....	255,603	1,141,503	797,844	4,377,426	5,263,326	5,518,929
Highway trust fund.....	166,479	-508,525	1,353,004	12,468,657	11,793,653	11,960,132
Other.....	10	20	30	30
Department of the Treasury.....	-8,100	-25,300	-18,995	64,825	47,625	39,525
Veterans Administration:						
Government life insurance fund.....	8,572	-22,394	-14,711	462,557	431,591	440,163
National service life insurance fund:						
Public debt securities.....	251,851	192,455	271,359	7,824,952	7,765,556	8,017,407
Agency securities.....	135,000	135,000	135,000
Veterans special life insurance fund.....	20,912	41,194	35,022	621,135	641,417	662,329
General Post Fund National Homes.....	521	470	2,365	2,886	2,886
Independent Agencies:						
Federal Deposit Insurance Corporation.....	-11,323	771,854	1,002,397	9,252,006	10,035,183	10,023,860
General Services Administration.....	-447	-1,086	690	4,510	3,871	3,424
Harry S. Truman Memorial Scholarship Trust Fund....	15	1,820	1,749	34,854	36,659	36,674
Japan-United States Friendship Commission.....	440	360	-595	18,655	18,576	19,015
Office of Personnel Management:						
Civil service retirement and disability fund:						
Public debt securities.....	1,620,744	-536,664	-108,201	63,734,226	61,576,818	63,197,562
Agency securities.....	275,000	275,000	275,000
Employees health benefits fund.....	-14,490	-9,188	-27,250	590,095	595,397	580,907
Employees life insurance fund.....	-2,370	273,159	217,100	3,315,132	3,590,661	3,588,291
Retired employees health benefits fund.....	-1,265	-3,890	3,079	1,814	1,814
Railroad Retirement Board.....	1,012,494	239,876	443,228	3,054,496	2,281,878	3,294,372
Total public debt securities.....	724,990	4,744,041	6,914,956	170,634,591	174,653,641	175,378,632
Total agency securities.....	1,015,000	1,015,000	1,015,000
Total trust funds.....	724,990	4,744,041	6,914,956	171,649,591	175,668,641	176,393,632
Off-budget Federal agencies:						
Federal Financing Bank.....	11,360	-169,835	69,055	226,300	45,105	56,465
Pension Benefit Guaranty Corporation.....	-2,100	-8,850	-3,600	141,925	135,175	133,075
Postal Service.....	-99,900	1,503,700	1,853,616	2,238,716	3,842,316	3,742,416
Rural electrification and telephone revolving fund.....	-639	-739	-120	3,891	3,791	3,152
Total public debt securities.....	-91,279	1,324,276	1,918,951	2,610,832	4,026,387	3,935,108
Total Off-budget Federal agencies.....	-91,279	1,324,276	1,918,951	2,610,832	4,026,387	3,935,108
Grand Total.....	4,208,503	7,223,164	10,529,285	189,161,534	192,176,196	196,384,698

Note: Investments are in Public Debt Securities unless otherwise noted.

TABLE V--COMPARATIVE STATEMENT OF BUDGET RECEIPTS AND OUTLAYS

BY MONTHS OF CURRENT FISCAL YEAR (In millions)

Classification	Oct.	Nov.	Dec.	Jan.	Feb.	March	April	May	June	July	Aug.	Sept.	Fiscal Year To Date	Comparable Period Prior F. Y.
NET RECEIPTS														
Individual income taxes	\$18,682	\$18,972	\$20,192	\$26,856	\$15,522	\$9,056	\$31,488	\$9,275	\$27,791				\$177,834	\$160,199
Corporation income taxes	1,476	1,160	10,206	2,237	1,420	9,508	9,171	1,230	15,804				52,212	52,656
Social insurance taxes and contributions:														
Employment taxes and contributions	8,013	12,259	7,963	9,526	14,824	10,747	13,667	15,752	10,097				102,848	87,330
Unemployment insurance	840	1,650	204	675	1,490	208	1,646	4,495	177				11,385	11,181
Contributions for other insurance and retirement ...	530	524	507	574	543	544	573	540	519				4,855	4,542
Excise taxes	1,547	1,653	1,658	1,448	1,378	1,289	2,269	2,502	2,497				16,241	13,928
Estate and gift taxes	526	518	425	509	506	494	459	623	502				4,561	3,980
Customs duties	646	605	595	611	519	584	559	557	611				5,289	5,544
Miscellaneous receipts	838	977	866	992	1,661	920	1,265	1,098	1,057				9,675	6,872
Total--receipts this year	33,099	38,320	42,617	43,429	37,862	33,351	61,097	36,071	59,055				384,900
Total--receipts prior year ...	28,745	33,227	37,477	38,364	32,639	31,144	52,238	38,287	53,910				346,032
NET OUTLAYS														
Legislative Branch	89	97	105	111	92	91	113	92	89				880	807
The Judiciary	56	37	38	68	38	40	39	57	50				424	353
Executive Office of the President	7	6	9	7	9	11	7	7	7				70	59
Funds Appropriated to the President:														
International security assistance	706	862	442	391	447	167	-24	118	-369				2,739	963
International development assistance	97	93	44	136	117	268	228	59	157				1,200	1,153
Other	84	-98	-15	1,141	65	52	50	80	54				1,412	272
Department of Agriculture:														
Foreign assistance, special export programs and Commodity Credit Corporation	404	727	790	1,561	74	68	468	261	127				4,479	5,411
Other	1,307	1,143	2,080	2,225	1,981	1,664	1,433	1,828	2,505				16,167	12,314
Department of Commerce	346	265	268	269	265	308	364	421	340				2,846	3,260
Department of Defense:														
Military:														
Department of the Army	2,591	2,655	2,551	2,598	2,716	2,793	2,874	2,646	3,039				24,465	21,426
Department of the Navy	3,111	3,191	3,428	3,581	3,468	3,521	3,696	3,762	3,589				31,346	27,701
Department of Air Force	2,859	3,181	2,853	3,331	3,223	3,622	3,230	3,467	3,419				29,186	23,980
Defense agencies	1,619	1,536	1,510	1,445	1,533	1,524	1,557	1,398	1,536				13,658	11,834
Total Military	10,180	10,563	10,343	10,955	10,940	11,460	11,357	11,273	11,582				98,654	84,858
Civil	348	300	278	252	218	232	239	246	268				2,381	1,959
Department of Education	752	1,015	934	1,235	904	1,298	1,367	1,164	1,143				9,807	8,176
Department of Energy	496	791	793	-578	520	432	639	619	748				4,460	5,819
Department of Health and Human Services:														
Human Development Services	521	494	523	590	502	454	482	392	375				4,335	4,271
Health Care Financing Administration:														
Grants to States for Medicaid	1,211	1,077	1,158	1,354	1,136	953	1,227	1,218	1,123				10,457	9,087
Federal Hospital Ins. Trust Fund	1,875	1,836	1,759	2,025	1,854	2,211	2,129	2,203	2,089				17,980	15,100
Federal Supp. Med. Ins. Trust Fund	877	829	827	869	910	788	902	895	884				7,781	6,484
Other	429	567	703	577	553	1,305	591	548	567				5,841	6,085
Social Security Adm.:														
Assis. Pmts. Program	585	564	611	721	601	492	601	604	604				5,381	4,961
Federal Old-Age and Survivors Insurance Trust Fund	8,085	8,082	8,085	8,100	8,214	8,226	8,247	8,207	9,656				74,902	66,222
Federal Disability Ins. Trust Fund	1,200	1,226	1,221	1,226	1,255	1,249	1,247	1,245	1,235				11,105	10,219
Other	651	1,002	1,426	102	1,079	171	690	1,147	89				6,358	6,053
Other	166	60	-743	90	35	-577	188	-14	-1,254				-2,048	-2,928

TABLE V--COMPARATIVE STATEMENT OF BUDGET RECEIPTS AND OUTLAYS
BY MONTHS OF CURRENT FISCAL YEAR (In millions)--Continued

Classification	Oct.	Nov.	Dec.	Jan.	Feb.	March	April	May	June	July	Aug.	Sept.	Fiscal Year To Date	Com-parable Period Prior F. Y.
OUTLAYS--Continued														
Department of Housing and Urban Development	\$1,199	\$1,548	\$363	\$1,234	\$579	\$1,113	\$1,397	\$889	\$1,110				\$9,433	\$6,663
Department of the Interior.....	393	437	328	385	303	318	360	437	366				3,327	3,023
Department of Justice.....	255	229	190	232	199	205	262	234	202				2,009	1,906
Department of Labor:														
Unemployment trust fund.....	736	834	1,001	1,473	1,412	1,451	1,442	1,391	1,768				11,509	8,310
Other.....	965	862	1,068	645	1,046	1,030	1,044	1,074	786				8,520	8,149
Department of State.....	255	138	139	108	186	154	186	185	86				1,439	976
Department of Transportation:														
Highway trust fund	986	762	794	733	512	484	543	594	866				6,274	4,698
Other	760	786	913	1,053	651	841	990	705	806				7,503	6,363
Department of the Treasury:														
Interest on the public debt.....	4,653	5,330	9,804	5,125	5,475	5,427	5,764	5,837	10,678				58,093	46,505
General revenue sharing	1,715	1	(**)	1,690	9	1	1,703	(**)	(**)				5,119	5,133
Other	-132	-286	-1,045	-1,651	-131	250	117	91	-778				-3,566	-1,199
Environmental Protection Agency.....	521	452	483	479	427	419	482	474	445				4,182	3,459
National Aeronautics and Space Administration	384	415	328	417	408	416	398	397	452				3,615	3,047
Veterans Administration:														
Compensation and pensions....	889	1,719	1,028	56	1,801	67	943	1,792	61				8,357	8,594
National service life	36	24	29	49	28	52	79	50	23				371	249
Government service life.....	6	4	5	7	4	6	8	7	4				52	50
Other	875	951	715	688	939	618	973	943	542				7,243	7,177
Independent agencies:														
General Services Admin.	-166	50	78	-115	56	153	-169	53	144				84	29
Office of Personnel Management.....	1,223	1,174	1,293	1,184	1,127	1,220	1,298	1,273	1,365				11,157	9,430
Postal Service	1,677				1,677	1,785
Small Business Administration .	93	357	4	476	171	111	79	149	66				1,506	1,218
Tennessee Valley Authority....	-209	208	153	206	207	97	187	196	191				1,237	1,279
Other ind. agencies.....	1,002	775	1,224	1,254	935	1,481	1,221	1,600	1,353				10,844	6,190
Undistributed offsetting receipts:														
Federal employer contributions to retirement fund.....	-470	-400	-388	-359	-401	-512	-418	-390	-453				-3,792	-3,373
Interest credited to certain accounts.....	-114	-531	-4,916	-10	-210	-132	-179	-274	-5,280				-11,646	-9,641
Rents and Royalties on Outer Continental Shelf Lands	-199	-535	-1,258	-798	-334	-70	-57	-181	-171				-3,602	-2,134
Total outlays--this year.....	47,807	46,841	44,010	47,988	47,208	46,566	51,237	50,198	46,702				428,558
Total outlays--prior year	42,745	39,188	41,510	40,870	37,739	43,725	40,760	41,618	40,687				368,842
Surplus (+) or deficit (-) this year	-14,708	-8,522	-1,393	-4,559	-9,346	-13,215	+9,860	-14,127	+12,353				-43,658
Surplus (+) or deficit (-) prior year	-13,999	-5,961	-4,032	-2,506	-5,100	-12,581	+11,478	-3,331	+13,223				-22,810

See footnotes on page 3.


30 TABLE VI--TRUST FUND IMPACT ON BUDGET RESULTS AND INVESTMENT HOLDINGS (In millions)

Classification	Current Month			Fiscal Year to Date			Securities held as Investments Current Fiscal Year		
	Receipts	Outlays	Excess	Receipts	Outlays	Excess	Beginning of		Close of This Month
							This Year	This Month	
Trust receipts, outlays, and investments held:									
Airport and airway	\$136	-\$118	\$253	\$1,402	\$248	\$1,154	\$4,377	\$5,263	\$5,519
Black lung disability trust fund.....	19	21	-2	207	206	1
Federal Deposit Insurance Corp.....	10	-10	-769	769	9,252	10,035	10,024
Federal disability insurance	1,655	1,016	639	12,311	10,427	1,883	5,583	6,846	7,521
Federal employees life and health benefits.....	13	-13	-218	218	3,908	4,188	4,171
Federal employees retirement	281	-1,432	1,713	2,716	3,224	-508	64,502	62,353	64,013
Federal hospital insurance.....	2,519	1,532	987	17,195	15,879	1,315	13,164	13,859	14,745
Federal old-age and survivors insurance.....	5,923	7,505	-1,582	71,681	70,466	1,215	27,328	30,488	27,517
Federal supplementary medical insurance.....	238	140	98	2,139	2,486	-346	4,974	4,626	4,689
General Revenue Sharing	6,855	5,119	1,736
Highway	596	433	163	5,080	5,427	-347	12,469	11,794	11,960
Military assistance advances	-515	515	501	-501
Railroad retirement.....	409	-409	1,662	2,860	-1,199	3,054	2,282	3,294
Unemployment	177	1,409	-1,231	11,385	10,651	734	13,793	14,666	13,408
Veterans life insurance.....	-302	302	-236	236	9,044	8,974	9,255
All other trust	8	70	-61	50	-91	141	201	294	274
Trust fund receipts and outlays on the basis of Table III and investments held from Table IV - D.....	11,552	10,191	1,361	132,682	126,180	6,502	171,650	175,669	176,394
Interfund receipts offset against trust fund outlays.....	6,310	6,310	22,625	22,625			
Total trust fund receipts and outlays	17,862	16,501	1,361	155,307	148,805	6,502			
Federal fund receipts and outlays on the basis of Table III.....	47,503	36,511	10,992	259,073	309,233	-50,160			
Interfund receipts offset against Federal fund outlays	6	6	118	118			
Total Federal fund receipts and outlays	47,509	36,517	10,992	259,191	309,351	-50,160			
Total interfund receipts and outlays...	-6,316	-6,316	-29,598	-29,598			
Net budget receipts and outlays	59,055	46,702	12,353	384,900	428,558	-43,658			

Note: Interfund receipts and outlays are transactions between Federal funds and trust funds, such as, Federal payments and contributions, Federal employer contributions, and interest and profits on investments in Federal securities. They have no net effect on overall budget receipts and outlays since the receipt side of such transactions is offset against budget outlays. In this table, interfund receipts are shown as an adjustment to arrive at total receipts and outlays of trust funds and Federal funds respectively. Included in total interfund receipts and outlays are \$6,855 million in Federal funds transferred to trust funds for general revenue sharing.

Classification	Budget Receipts and Outlays		
	This Month	Fiscal Year To Date	Comparable Period Prior Fiscal Year
NET RECEIPTS			
Individual income taxes.....	\$27,790,867	\$177,833,950	\$160,199,102
Corporation income taxes.....	15,803,535	52,212,257	52,656,396
Social insurance taxes and contributions:			
Employment taxes and contributions.....	10,096,581	102,847,748	87,330,449
Unemployment insurance.....	177,391	11,385,317	11,181,093
Contributions for other insurance and retirement.....	519,221	4,854,981	4,541,560
Excise taxes.....	2,497,405	16,241,004	13,928,066
Estate and gift taxes.....	501,521	4,561,015	3,979,870
Customs.....	611,382	5,288,692	5,543,505
Miscellaneous receipts.....	1,057,215	9,674,651	6,671,527
Total.....	59,055,119	384,899,616	346,031,569
NET OUTLAYS			
National defense.....	11,884,862	100,879,535	85,529,783
International affairs.....	324,648	7,953,378	4,155,832
General science, space, and technology.....	527,429	4,548,997	3,646,129
Energy.....	656,945	4,445,524	6,676,690
Natural resources and environment.....	1,158,569	10,236,598	8,833,859
Agriculture.....	623,478	5,513,323	7,022,216
Commerce and housing credit.....	923,640	6,693,551	2,396,442
Transportation.....	1,845,587	15,036,993	12,174,196
Community and regional development.....	965,969	7,519,321	7,096,850
Education, training, employment and social services.....	2,559,844	23,807,547	21,098,747
Health.....	4,948,228	42,942,152	36,764,701
Income security.....	15,149,681	138,733,317	118,622,497
Veterans benefits and services.....	632,286	16,045,828	16,091,053
Administration of justice.....	362,806	3,450,516	3,124,251
General government.....	425,971	3,395,310	3,522,646
General purpose fiscal assistance.....	52,562	6,242,205	6,148,767
Interest.....	9,564,642	50,153,840	41,084,293
Undistributed offsetting receipts.....	-5,904,870	-19,039,938	-15,147,003
Total.....	46,702,276	428,557,998	368,841,951

For sale by the Superintendent of Documents, U. S. Government Printing Office, Washington, D. C. 20402
Subscription price \$62.20 per year (domestic), \$15.55 per year additional (foreign mailing), includes all issues of Daily Treasury Statements, the Monthly Statement of the Public Debt of the United States and the Monthly Treasury Statement of Receipts and Outlays of the U. S. Government. No single copies are sold.





002597

Monthly Treasury Statement of Receipts and Outlays of the United States Government

for period from October 1, 1979 through JULY 31, 1980

TABLE I--TOTALS OF BUDGET RESULTS AND FINANCING (In millions)

Period	Budget Receipts and Outlays			Means of Financing			
	Net Receipts	Net Outlays	Budget Surplus (+) or Deficit (-)	By Borrowing from the Public	By Reduction of Cash and Monetary Assets Increase (-)	By Other Means	Total Budget Financing
Current month (July 1980).....	\$37,348	\$52,409	-\$15,062	\$9,737	\$3,346	\$1,979	\$15,062
Actual 1980 (ten months).....	422,247	480,967	-58,720	53,144	11,801	-6,225	58,720
Comparative data:							
Actual 1979 (ten months).....	379,300	409,324	-30,025	26,123	9,620	-5,718	30,025
Actual 1979 (full year).....	465,940	493,221	-27,281	33,641	-408	-5,951	27,281
Estimated 1980 ¹	517,892	578,774	-60,882	64,700	10,103	-13,921	60,882
Estimated 1981 ²	604,026	633,791	-29,766	50,800	-21,034	29,766

TABLE II--SUMMARY OF BUDGET RECEIPTS AND OUTLAYS (In millions)

Classification	Actual This Month	Actual This Fiscal Year to Date	Actual Comparable Prior Period	Budget Estimates Full Fiscal Year ²
NET RECEIPTS				
Individual income taxes.....	\$19,773	\$197,607	\$177,285	\$240,713
Corporation income taxes.....	2,136	54,348	54,676	65,481
Social insurance taxes and contributions:				
Employment taxes and contributions.....	8,466	111,313	96,187	138,325
Unemployment insurance.....	1,229	12,615	12,386	15,463
Contributions for other insurance and retirement.....	558	5,413	5,046	6,724
Excise taxes.....	2,662	18,908	15,587	25,379
Estate and gift taxes.....	623	5,184	4,443	6,100
Customs duties.....	663	5,951	6,191	7,050
Miscellaneous receipts.....	1,240	10,909	7,500	12,657
Total.....	37,348	422,247	379,300	517,892
NET OUTLAYS				
Legislative Branch.....	108	998	903	1,311
The Judiciary.....	69	484	391	597
Executive Office of the President.....	11	81	67	100
Funds Appropriated to the President:				
International security assistance.....	667	3,407	316	3,874
International development assistance.....	404	1,605	1,267	1,716
Other.....	104	1,516	287	1,987
Department of Agriculture.....	1,195	21,841	18,819	25,727
Department of Commerce.....	363	3,209	3,536	3,768
Department of Defense - Military.....	11,439	110,093	95,113	132,600
Department of Defense - Civil.....	232	2,663	2,240	3,453
Department of Education.....	828	10,635	9,041	12,454
Department of Energy.....	551	5,011	6,464	6,549
Department of Health and Human Services.....	17,455	159,546	139,773	194,119
Department of Housing and Urban Development.....	1,456	10,889	7,411	12,551
Department of the Interior.....	237	3,564	3,554	4,005
Department of Justice.....	231	2,240	2,116	2,688
Department of Labor.....	3,494	23,524	18,555	29,593
Department of State.....	233	1,672	1,078	1,920
Department of Transportation.....	1,741	15,519	12,505	18,573
Department of the Treasury:				
General revenue sharing.....	1,709	6,828	6,847	6,863
Interest on the public debt.....	5,485	63,578	50,806	74,800
Other.....	-378	-3,945	-1,656	-5,185
Environmental Protection Agency.....	485	4,667	3,915	5,662
National Aeronautics and Space Administration.....	423	4,038	3,388	4,851
Veterans Administration.....	1,713	17,735	16,734	20,838
Other independent agencies.....	2,707	29,213	22,016	35,256
Allowances, undistributed.....	-22
Undistributed offsetting receipts:				
Federal employer contributions to retirement funds.....	-417	-4,208	-3,746	-5,916
Interest on certain Government accounts.....	-19	-11,665	-9,885	-11,359
Rents and royalties on the Outer Continental Shelf lands.....	-157	-3,760	-2,531	-4,600
Total.....	52,409	480,967	409,324	578,774
Surplus (+) or deficit (-).....	-15,062	-58,720	-30,025	-60,882

See footnotes on page 3.

Source: Bureau of Government Financial Operations, Department of the Treasury.

TABLE III--BUDGET RECEIPTS AND OUTLAYS--Continued (In thousands)

Classification of Receipts	This Month			Current Fiscal Year to Date			Comparable Period Prior Fiscal Year		
	Gross Receipts	Refunds (Deduct)	Net Receipts	Gross Receipts	Refunds (Deduct)	Net Receipts	Gross Receipts	Refunds (Deduct)	Net Receipts
Individual income taxes:									
Withheld.....	\$19,513,195			\$185,811,565			\$162,149,754		
Presidential Election Campaign Fund.....	4,062			38,187			32,467		
Other.....	1,579,524			54,011,094			47,824,726		
Total--Individual income taxes.....	21,096,781	\$1,324,229	\$19,772,553	239,860,846	\$42,254,343	\$197,606,503	210,006,947	\$32,722,230	\$177,284,717
Corporation income taxes.....	2,672,556	536,579	2,135,977	61,000,829	6,652,595	54,348,234	59,690,801	5,014,857	54,675,944
Social insurance taxes and contributions:									
Employment taxes and contributions:									
Federal old-age and survivors ins. trust fund:									
Federal Insurance Contributions Act taxes.....	6,099,196		6,099,196	66,832,098	357,505	66,474,593	57,741,444	449,013	57,292,431
Self-Employment Contributions Act taxes.....	171,894		171,894	3,938,197		3,938,197	3,422,877		3,422,877
Deposits by States.....	139,993		139,993	7,055,381		7,055,381	6,155,126		6,155,126
Total--FOASI trust fund.....	5,787,310		5,787,310	77,825,675	357,505	77,468,170	67,319,447	449,013	66,870,434
Federal disability insurance trust fund:									
Federal Insurance Contributions Act taxes.....	1,057,411		1,057,411	11,571,885	62,545	11,509,340	10,128,398	82,032	10,046,366
Self-Employment Contributions Act taxes.....	28,817		28,817	679,913		679,913	617,625		617,625
Deposits by States.....	71,318		71,318	1,221,508		1,221,508	1,075,465		1,075,465
Total--FDI trust fund.....	1,099,913		1,099,913	13,473,306	62,545	13,410,761	11,821,488	82,032	11,739,456
Federal hospital insurance trust fund:									
Federal Insurance Contributions Act taxes.....	1,481,401		1,481,401	16,202,317	87,240	16,115,077	13,882,332	105,390	13,776,942
Self-Employment Contributions Act taxes.....	30,444		30,444	685,972		685,972	575,796		575,796
Receipts from railroad retirement account.....				221,800		221,800	175,600		175,600
Deposits by States.....	99,846		99,846	1,710,111		1,710,111	1,429,481		1,429,481
Premiums collected for uninsured individuals.....	869		869	13,245		13,245	13,546		13,546
Total--FHI trust fund.....	1,551,672		1,551,672	18,833,445	87,240	18,746,205	16,076,756	105,390	15,971,366
Railroad retirement accounts:									
Railroad Retirement Act taxes.....	26,794	35	26,759	1,689,312	1,046	1,688,266	1,606,793	750	1,606,043
Total--Employment taxes and contributions.....	8,465,688	35	8,465,653	111,821,738	508,336	111,313,402	96,824,484	637,185	96,187,298
Unemployment insurance:									
Unemployment trust fund:									
State taxes deposited in Treasury.....	905,783		905,783	9,680,970		9,680,970	9,800,614		9,800,614
Federal Unemployment Tax Act taxes.....	326,000	3,229	322,771	2,853,000	57,503	2,795,497	2,472,000	46,252	2,425,748
Railroad Unemployment Ins. Act Contributions.....	680		680	138,084		138,084	159,161		159,161
Total--Unemployment trust fund.....	1,232,463	3,229	1,229,234	12,672,053	57,503	12,614,551	12,431,775	46,252	12,385,524
Contributions for other insurance and retirement:									
Federal supplementary medical ins. trust fund:									
Premiums collected for the aged.....	229,593		229,593	2,155,354		2,155,354	1,956,629		1,956,629
Premiums collected for the disabled.....	25,326		25,326	238,985		238,985	219,666		219,666
Total--FSMI trust fund.....	254,918		254,918	2,394,339		2,394,339	2,176,295		2,176,295
Federal employees retirement contributions:									
Civil service retirement and disability fund.....	295,245		295,245	2,949,498		2,949,498	2,797,662		2,797,662
Foreign service retirement and disability fund.....	2,062		2,062	18,216		18,216	17,100		17,100
Other.....	142		142	1,556		1,556	1,346		1,346
Total--Federal employees retirement contributions.....	297,449		297,449	2,969,270		2,969,270	2,816,109		2,816,109

See footnotes on page 3.

TABLE III--BUDGET RECEIPTS AND OUTLAYS--Continued (In thousands)

Classification of Receipts--Continued	This Month			Current Fiscal Year to Date			Comparable Period Prior Fiscal Year		
	Gross Receipts	Refunds (Deduct)	Net Receipts	Gross Receipts	Refunds (Deduct)	Net Receipts	Gross Receipts	Refunds (Deduct)	Net Receipts
Social insurance taxes and contributions--Continued									
Contributions for other insurance and retirement--Continued									
Other retirement contributions:									
Civil service retirement and disability fund.....	\$5,253	\$5,253	\$48,993	\$48,993	\$53,495	\$53,495
Total--Contributions for other insurance and retirement	557,620	557,620	5,412,602	5,412,602	5,045,899	5,045,899
Total--Social insurance taxes and contributions	10,255,772	\$3,264	10,252,508	129,906,393	\$565,839	129,340,554	114,302,157	\$683,437	113,618,721
Excise taxes:									
Miscellaneous excise taxes ⁶	1,966,305	25,427	1,940,878	11,622,112	123,642	11,498,470	8,344,685	134,119	8,210,566
Airport and airway trust fund.....	156,428	-6	156,434	1,560,329	2,159	1,558,170	1,250,816	1,286	1,249,530
Highway trust fund	546,140	546,140	5,766,583	140,829	5,625,754	6,087,363	132,803	5,954,560
Black lung disability trust fund	18,100	18,100	225,331	225,331	172,334	172,334
Total--Excise taxes	2,686,973	25,422	2,661,552	19,174,355	266,629	18,907,726	15,855,198	268,208	15,586,990
Estate and gift taxes	635,112	12,328	622,783	5,272,797	88,999	5,183,798	4,534,179	91,454	4,442,726
Customs duties	690,938	28,301	662,637	6,190,332	239,003	5,951,329	6,348,661	157,976	6,190,685
Miscellaneous receipts:									
Deposits of earnings by Federal Reserve Banks	1,158,679	1,158,679	10,046,386	10,046,386	6,718,127	6,718,127
All other	86,667	5,698	80,968	912,420	49,678	862,742	783,308	1,565	781,743
Total--Miscellaneous receipts	1,245,345	5,698	1,239,647	10,958,806	49,678	10,909,128	7,501,435	1,565	7,499,870
Total--Budget receipts	39,283,477	1,935,821	37,347,656	472,364,358	50,117,087	422,247,272	418,239,379	38,939,727	379,299,653

Note: Throughout this statement, details may not add to totals due to rounding.

FOOTNOTES

¹The Joint Treasury-Office of Management and Budget Press Statement released with the September 1979 Monthly Treasury Statement adjusted this total to include administrative expenses and interest receipts of the Exchange Stabilization Fund. The total in the press release is \$27.7 billion for the deficit.

²Based on the FY 1980 Mid-Session Review, released on July 21, 1980.

³The Department of Education and the Department of Health and Human Services, which became effective May 4, 1980, were created as part of President Carter's reorganization of the Department of Health, Education, and Welfare.

⁴In accordance with the provisions of the Social Security Act, as amended, "Individual Income Taxes Withheld" have been increased and "Federal Insurance Contribution Act Taxes" correspondingly decreased by \$211,991 thousand to correct estimates for the calendar year 1979 and prior.

"Individual Income Taxes-Other" have been increased and "Self-Employment Contributions Act Taxes" correspondingly decreased by \$231,154 thousand to correct estimates for calendar year 1978 and prior.

⁵Includes \$71,318 thousand distributed to the Federal Disability Insurance Trust Fund and \$99,846 thousand distributed to the Federal Hospital Insurance Trust Fund.

⁶Includes amounts received for windfall profit tax beginning in April 1980 pursuant to P.L. 96-223.

⁷Postal Service reporting is on a full calendar month basis and is partially estimated. Data from July 12 to July 31 is derived from the Postal Service consolidated accelerated reporting system.

*Less than \$500.00

**Less than \$500,000.00

TABLE III--BUDGET RECEIPTS AND OUTLAYS--Continued (In thousands)

Classification of OUTLAYS	This Month			Current Fiscal Year			Comparable Period Prior Fiscal Year		
	Outlays	Applicable Receipts	Net Outlays	Outlays	Applicable Receipts	Net Outlays	Outlays	Applicable Receipts	Net Outlays
Legislative Branch:									
Senate	\$15,800	\$15,800	\$152,789	\$152,789	\$140,503	\$140,503
House of Representatives	27,790	\$7	27,782	269,689	\$79	269,610	251,801	\$77	251,724
Joint Items	710	710	54,569	54,569	44,725	44,725
Congressional Budget Office.....	878	878	10,065	10,065	8,285	8,285
Architect of the Capitol.....	13,764	13,764	71,897	71,897	78,486	78,486
Library of Congress.....	15,527	15,527	159,817	159,817	134,498	134,498
Government Printing Office:									
Revolving fund (net)	5,389	5,389	-23,546	-23,546	-7,959	-7,959
General and Special fund appropriations	11,261	11,261	108,574	108,574	91,713	91,713
General Accounting Office.....	15,260	15,260	162,529	162,529	150,891	150,891
United States Tax Court.....	1,189	1,189	8,374	8,374	7,597	7,597
Other Legislative Branch Agencies.....	1,537	1,537	22,275	22,275	13,548	13,548
Proprietary receipts from the public.....	889	-889	8,011	-8,011	9,616	-9,616
Intrabudgetary transactions	-94	-94	-749	-749	-906	-906
Total--Legislative Branch	109,010	897	108,113	996,281	8,090	988,191	913,182	9,693	903,489
The Judiciary:									
Supreme Court of the United States.....	863	863	8,942	8,942	7,730	7,730
Courts of Appeals, District Courts, and other Judicial Services.....	56,553	56,553	448,606	448,606	360,373	360,373
Other	2,836	2,836	28,443	28,443	24,367	24,367
Proprietary receipts from the public.....	234	-234	2,005	-2,005	1,406	-1,406
Total--The Judiciary	60,253	234	60,018	485,991	2,005	483,986	392,469	1,406	391,063
Executive Office of the President:									
Compensation of the President and the White House Office.....	1,681	1,681	16,173	16,173	13,055	13,055
Office of Management and Budget	3,949	(*)	3,949	30,239	13	30,227	25,832	125	25,707
Other	5,482	5,482	34,876	8	34,867	27,887	27,887
Total--Executive Office of the President	11,112	(*)	11,112	81,289	21	81,268	66,774	125	66,649
Funds Appropriated to the President:									
Appalachian Regional Development Programs	26,654	26,654	264,345	21	264,324	243,319	3	243,316
Disaster relief	45,077	45,077	358,045	358,045	202,581	202,581
Foreign Assistance:									
International Security Assistance:									
Military assistance.....	14,466	14,466	176,775	176,775	103,246	103,246
Foreign military credit sales.....	34,520	34,520	632,053	632,053	385,177	385,177
Assistance for Relocation of Facilities in Israel.....	29,696	29,696	284,511	284,511
Economic supporting assistance	262,906	262,906	1,716,021	1,716,021	1,606,149	1,606,149
Advances, foreign military sales	1,398,817	1,398,817	6,891,721	6,891,721	5,837,985	5,837,985
Other	-756	-756	42,941	42,941	44,923	44,923
Proprietary receipts from the public:									
Advances, foreign military sales.....	1,005,944	-1,005,944	5,997,661	-5,997,661	7,379,435	-7,379,435
Other	66,418	-66,418	339,606	-339,606	282,044	-282,044
Total--International Security Assistance	1,739,649	1,072,362	667,288	9,744,022	6,337,268	3,406,755	7,977,480	7,661,478	316,002

See footnotes on page 3.

TABLE III--BUDGET RECEIPTS AND OUTLAYS--Continued (In thousands)

Classification of OUTLAYS--Continued	This Month			Current Fiscal Year to Date			Comparable Period Prior Fiscal Year		
	Outlays	Applicable Receipts	Net Outlays	Outlays	Applicable Receipts	Net Outlays	Outlays	Applicable Receipts	Net Outlays
Funds Appropriated to the President--Continued									
Foreign Assistance--Continued									
International Development Assistance:									
Multilateral Assistance:									
Contributions to International Financial Institutions:									
International development association.....	\$131,343	\$131,343	\$472,072	\$472,072	\$375,621	\$375,621
Inter-American development bank	70,662	70,662	195,892	195,892	205,137	205,137
Other.....	25,175	25,175	76,256	76,256	40,512	40,512
International organizations and programs.....	54,756	54,756	235,747	235,747	151,304	151,304
Bilateral Assistance:									
Public enterprise funds:									
Overseas Private Investment Corporation	-552	\$4,436	-4,988	-4,815	\$62,506	-67,321	6,192	\$63,734	-57,543
Inter-American Foundation	1,747	140	1,607	12,344	7,522	4,822	8,419	327	8,092
Other.....	7,889	2,380	5,509	50,900	11,431	39,469	58,560	11,649	46,910
Functional development assistance program	138,826	138,826	800,914	800,914	680,561	680,561
Payment to Foreign Service retirement and disability fund	25,676	25,676	24,820	24,820
Operating expenses of the Agency for International Development	19,597	19,597	218,434	218,434	194,308	194,308
Other.....	6,901	6,901	116,478	116,478	111,487	111,487
Proprietary receipts from the public.....	44,931	-44,931	513,806	-513,806	513,996	-513,996
Total--Bilateral Assistance.....	174,407	51,887	122,520	1,219,932	595,264	624,668	1,084,346	589,706	494,639
Total--International Development Assistance	456,342	51,887	404,455	2,199,899	595,264	1,604,634	1,856,920	589,706	1,267,214
International Narcotics Control Assistance	3,815	3,815	24,053	24,053	40,695	40,695
President's foreign assistance contingency fund.....	-79	-79	81	81	2,927	2,927
Total--Foreign Assistance.....	2,199,728	1,124,249	1,075,479	11,968,055	6,932,532	5,035,523	9,878,022	8,251,185	1,626,837
Peace Corps	9,141	10	9,131	81,986	182	81,804	77,749	-14	77,763
Petroleum Reserves	19,834	19,834	44,671	-742,680	787,351	21,598	341,829	-320,232
Other.....	-69	-69	572	572	40,233	40,233
Total--Funds Appropriated to the President	2,300,366	1,124,259	1,176,107	12,717,675	6,190,055	6,527,620	10,463,502	8,593,004	1,870,498
Department of Agriculture:									
Departmental Administration	151	151	19,708	19,708	30,266	30,266
Office of the Inspector General.....	2,599	2,599	28,925	28,925	26,935	26,935
Science and Education Administration:									
Agricultural Research.....	28,924	28,924	298,539	298,539	289,932	288,982
Cooperative Research.....	17,840	17,840	140,160	140,160	120,716	120,716
Extension activities.....	18,189	18,189	237,031	237,031	213,305	213,305
Other.....	2,362	2,362	16,199	16,199	6,765	6,765
Economics, statistics, and cooperatives service.....	8,163	8,163	75,667	75,667	67,666	67,666
Foreign Agricultural Service.....	5,305	5,305	47,053	47,053	41,403	41,403
Foreign Assistance Programs.....	51,791	51,791	735,331	735,331	643,322	643,322

TABLE III--BUDGET RECEIPTS AND OUTLAYS--Continued (In thousands)

Classification of OUTLAYS--Continued	This Month			Current Fiscal Year to Date			Comparable Period Prior Fiscal Year		
	Outlays	Applicable Receipts	Net Outlays	Outlays	Applicable Receipts	Net Outlays	Outlays	Applicable Receipts	Net Outlays
Department of Agriculture--Continued									
Agricultural Stabilization and Conservation Service:									
Salaries and expenses.....	\$15,720	\$15,720	\$143,969	\$143,969	\$187,119	\$187,119
Agricultural conservation program.....	15,484	15,484	142,905	142,905	197,764	197,764
Other.....	2,774	2,774	37,680	37,680	36,725	36,725
Federal Crop Insurance Corporation.....	4,595	\$2,237	2,358	70,115	\$77,480	-7,365	60,704	\$74,825	-14,121
Commodity Credit Corporation:									
Price support and related programs.....	809,538	988,464	-178,926	9,776,148	6,189,777	3,586,370	9,621,372	5,398,208	4,223,164
Intragovernmental fund.....
National Wool Act program.....	176	176	30,123	30,123	38,204	38,204
Total--Commodity Credit Corporation.....	809,714	988,464	-178,750	9,806,270	6,189,777	3,616,493	9,659,576	5,398,208	4,261,368
Rural Electrification Administration.....	2,133	2,133	22,108	22,108	19,934	19,934
Farmers Home Administration:									
Public enterprise funds:									
Self-help housing land development fund.....	13	73	-60	1,741	651	1,090	547	552	-5
Rural housing insurance fund.....	851,254	866,299	-5,045	6,817,468	4,965,701	1,851,767	4,705,343	4,286,920	418,423
Agricultural credit insurance fund.....	428,431	634,493	-206,062	8,186,504	7,783,606	402,897	7,871,819	6,688,020	1,183,799
Rural development insurance fund.....	241,641	246,817	-5,177	1,722,646	1,548,196	174,450	1,216,676	1,071,845	144,832
Rural water and waste disposal grants.....	29,545	29,545	269,216	269,216	229,908	229,908
Salaries and expenses.....	21,868	21,868	203,708	203,708	177,852	177,852
Other.....	5,610	5,610	52,104	52,104	39,841	39,841
Total--Farmers Home Administration.....	1,588,361	1,747,682	-159,321	17,253,386	14,298,154	2,955,232	14,241,986	12,047,337	2,194,649
Soil Conservation Service:									
Conservation operations.....	24,861	24,861	239,402	239,402	216,429	216,429
Watershed and flood prevention operations.....	20,163	20,163	172,942	172,942	179,857	179,857
Other.....	8,156	8,156	67,755	67,755	61,412	61,412
Animal and Plant Health Inspection Service.....	22,244	22,244	204,899	204,899	191,609	191,609
Federal Grain Inspection Service.....	4,370	2,483	1,887	47,560	26,187	21,373	15,484	1	15,483
Agricultural Marketing Service.....	7,236	2,300	4,936	70,487	23,925	46,562	60,753	20,255	40,497
Food Safety and Quality Service:									
Salaries and expenses.....	23,316	23,316	261,067	261,067	238,502	238,502
Funds for strengthening markets, income, and supply.....	408	408	369,781	369,781	257,777	257,777
Expenses and refunds, inspection and grading of farm products.....	4,103	4,103	43,981	43,981	38,143	38,143
Food and Nutrition Service:									
Food program administration.....	8,385	8,385	70,595	70,595	59,118	59,118
Food stamp program.....	808,162	808,162	7,548,564	7,548,564	5,633,187	5,633,187
Special milk program.....	10,822	10,822	152,293	152,293	126,665	126,665
Child nutrition programs.....	240,676	240,676	2,953,556	2,953,556	2,618,752	2,618,752
Special supplemental food programs (WIC).....	68,796	68,796	579,885	579,885	443,221	443,221
Food donations program.....	3,385	3,385	72,436	72,436	32,053	32,053
Total--Food and Nutrition Service.....	1,140,226	1,140,226	11,377,328	11,377,328	8,912,996	8,912,996

TABLE III--BUDGET RECEIPTS AND OUTLAYS--Continued (In thousands)

Classification of OUTLAYS--Continued	This Month			Current Fiscal Year to Date			Comparable Period Prior Fiscal Year		
	Outlays	Applicable Receipts	Net Outlays	Outlays	Applicable Receipts	Net Outlays	Outlays	Applicable Receipts	Net Outlays
Department of Agriculture--Continued									
Forest Service:									
Forest management, protection and utilization.....	\$90,912	\$90,912	\$857,846	\$857,846	\$754,731	\$754,731
Construction and land acquisition.....	36,733	36,733	182,189	182,189	100,186	100,186
Forest roads and trails.....	6,048	6,048	86,977	86,977	143,419	143,419
Forest Service permanent appropriations.....	8,788	8,788	335,062	335,062	347,969	347,969
Cooperative work.....	11,033	11,033	85,292	85,292	15,787	15,787
Other.....	23,736	23,736	51,495	51,495	54,819	54,819
Total--Forest Service.....	177,250	177,250	1,598,860	1,598,860	1,416,911	1,416,911
Other.....	5,140	5,140	24,231	24,231	23,006	23,006
Proprietary receipts from the public.....	\$61,859	-61,859	\$986,439	-986,439	\$1,024,602	-1,024,602
Intrabudgetary transactions.....	-11,709	-11,709	-110,637	-110,637	-72,286	-72,286
Total--Department of Agriculture.....	3,999,869	2,805,025	1,194,844	43,442,704	21,601,962	21,840,742	37,383,762	18,565,228	18,818,534
Department of Commerce:									
General Administration.....	7,618	7,618	34,723	34,723	25,209	25,209
Bureau of the Census.....	109,946	109,946	657,147	657,147	137,902	137,902
Economic and Statistical Analysis.....	2,118	2,118	17,050	17,050	13,518	13,518
Economic Development Assistance:									
Economic Development Administration:									
Economic development assistance programs.....	55,810	55,810	461,321	461,321	366,190	366,190
Local public works program.....	23,264	23,264	386,218	386,218	1,603,567	1,603,567
Other.....	14,506	10,848	3,659	150,736	62,693	88,043	70,669	52,472	18,197
Regional Development Program.....	11,434	11,434	92,391	92,391	91,314	91,314
Total--Economic Development Assistance.....	105,014	10,848	94,166	1,090,665	62,693	1,027,973	2,131,740	52,472	2,079,268
Promotion of Industry and Commerce.....	14,371	14,371	125,972	125,972	121,679	121,679
Science and Technology:									
National Oceanic and Atmospheric Administration....	74,399	211	74,188	676,258	2,329	673,929	606,089	1,677	604,412
Patent and Trademark Office.....	9,054	9,054	87,504	87,504	82,407	82,407
Science and Technical Research.....	11,442	11,442	107,765	107,765	83,942	83,942
National Telecommunications and Information Administration.....	3,413	3,413	28,765	28,765	16,801	16,801
Total--Science and Technology.....	98,307	211	98,097	900,292	2,329	897,963	789,239	1,677	787,562
Maritime Administration:									
Public enterprise funds.....	372	2,340	-1,968	11,199	45,158	-33,959	29,084	51,562	-22,478
Ship construction.....	15,439	15,439	235,140	235,140	165,662	165,662
Operating-differential subsidies.....	27,449	27,449	279,028	279,028	252,583	252,583
Other.....	8,852	8,852	69,572	69,572	61,178	61,178
Proprietary receipts from the public.....	6,364	-6,364	61,025	-61,025	44,640	-44,640
Intrabudgetary transactions.....	-7,013	-7,013	-40,650	-40,650	-41,391	-41,391
Total--Department of Commerce.....	382,473	19,762	362,711	3,380,140	171,205	3,208,935	3,686,403	150,352	3,536,051

TABLE III--BUDGET RECEIPTS AND OUTLAYS--Continued (In thousands)

Classification of OUTLAYS--Continued	This Month			Current Fiscal Year to Date			Comparable Period Prior Fiscal Year		
	Outlays	Applicable Receipts	Net Outlays	Outlays	Applicable Receipts	Net Outlays	Outlays	Applicable Receipts	Net Outlays
Department of Defense--Military:									
Military Personnel:									
Department of the Army	\$1,079,538	\$1,079,538	\$9,885,647	\$9,885,647	\$9,045,120	\$9,045,120
Department of the Navy	825,414	825,414	8,146,847	8,146,847	7,570,615	7,570,615
Department of the Air Force	786,965	786,965	7,486,889	7,486,889	6,921,970	6,921,970
Total--Military Personnel	2,691,917	2,691,917	25,519,382	25,519,382	23,537,705	23,537,705
Retired Military Personnel.....	1,017,466	1,017,466	9,790,454	9,790,454	8,459,245	8,459,245
Operation and Maintenance:									
Department of the Army	1,037,232	1,037,232	9,831,557	9,831,557	8,582,635	8,582,635
Department of the Navy	1,355,300	1,355,300	12,515,602	12,515,602	10,058,287	10,058,287
Department of the Air Force	1,221,327	1,221,327	11,352,716	11,352,716	8,705,470	8,705,470
Defense agencies.....	292,051	292,051	3,080,399	3,080,399	2,727,406	2,727,406
Total--Operation and Maintenance	3,905,909	3,905,909	36,780,275	36,780,275	30,073,798	30,073,798
Procurement:									
Department of the Army	531,385	531,385	4,835,999	4,835,999	3,837,848	3,837,848
Department of the Navy	1,081,994	1,081,994	10,249,759	10,249,759	9,844,029	9,844,029
Department of the Air Force	875,525	875,525	9,206,756	9,206,756	7,292,233	7,292,233
Defense agencies.....	31,129	31,129	242,311	242,311	195,060	195,060
Total--Procurement	2,520,032	2,520,032	24,534,826	24,534,826	21,169,170	21,169,170
Research, Development, Test, and Evaluation:									
Department of the Army	251,018	251,018	2,268,838	2,268,838	2,004,951	2,004,951
Department of the Navy	432,290	432,290	3,564,505	3,564,505	3,077,308	3,077,308
Department of the Air Force	403,431	403,431	4,101,886	4,101,886	3,432,684	3,432,684
Defense agencies.....	95,734	95,734	835,265	835,265	675,744	675,744
Total--Research, Development, Test, and Evaluation	1,182,474	1,182,474	10,770,495	10,770,495	9,190,687	9,190,687
Military Construction:									
Department of the Army	131,206	131,206	766,944	766,944	591,659	591,659
Department of the Navy	79,587	79,587	639,636	639,636	622,580	622,580
Department of the Air Force	77,278	77,278	586,984	586,984	496,411	496,411
Defense agencies.....	2,904	2,904	10,071	10,071	16,127	16,127
Total--Military Construction	290,976	290,976	2,003,636	2,003,636	1,726,777	1,726,777
Family Housing	153,076	153,076	1,366,835	€384	1,366,451	1,191,578	€2,726	1,188,852
Revolving and Management Funds:									
Public Enterprise Funds.....	132	€146	-14	1,324	1,407	-83	1,245	2,623	-1,377
Intragovernmental Funds:									
Department of the Army	49,665	49,665	190,460	190,460	106,936	106,936
Department of the Navy	129,860	129,860	223,597	223,597	164,156	164,156
Department of the Air Force	28,753	28,753	-40,753	-40,753	-37,888	-37,888
Defense agencies.....	-10,767	-10,767	-16,104	-16,104	-52,347	-52,347
Other	17,221	19,756	-2,535	182,807	167,371	15,436	174,104	166,014	8,090
Proprietary receipts from the public	518,654	-518,654	1,050,712	-1,050,712	423,847	-423,847
Intrabudgetary transactions	890	890	6,028	6,028	2,967	2,967
Total--Department of Defense--Military	11,977,604	538,556	11,439,048	111,313,261	1,219,874	110,093,387	95,708,134	595,209	95,112,925

TABLE III--BUDGET RECEIPTS AND OUTLAYS--Continued (In thousands)

Classification of OUTLAYS--Continued	This Month			Current Fiscal Year to Date			Comparable Period Prior Fiscal Year		
	Outlays	Applicable Receipts	Net Outlays	Outlays	Applicable Receipts	Net Outlays	Outlays	Applicable Receipts	Net Outlays
Department of Defense--Civil:									
Corps of Engineers:									
General investigations.....	\$12,165	\$12,165	\$111,565	\$111,565	\$97,516	\$97,516
Construction, general.....	156,865	156,865	1,340,669	1,340,669	1,240,083	1,240,083
Operations and maintenance, general.....	76,941	76,941	681,726	681,726	628,086	628,086
Flood control.....	25,943	25,943	313,827	313,827	187,023	187,023
Other.....	13,603	13,603	170,440	170,440	153,479	153,479
Proprietary receipts from the public.....		\$4,948	-4,948		\$44,284	-44,284		\$47,968	-47,968
Total--Corps of Engineers.....	285,517	4,948	280,569	2,618,228	44,284	2,573,944	2,306,188	47,968	2,258,219
The Panama Canal.....				70,572		70,572	303,465	339,486	-36,022
Other.....	2,077	38	2,039	22,013	294	21,718	20,378	252	20,126
Proprietary receipts from the public.....		318	-318		3,173	-3,173		2,660	-2,660
Total--Department of Defense--Civil.....	287,594	5,304	282,290	2,710,812	47,751	2,663,061	2,630,031	390,366	2,239,664
Department of Education: ³									
Office of Elementary and Secondary Education:									
Elementary and Secondary Education.....	201,390	201,390	3,006,641	3,006,641	2,627,644	2,627,644
School assistance in federally affected areas.....	26,316	26,316	634,666	634,666	737,304	737,304
Equal educational opportunities.....	14,430	14,430	283,897	283,897	271,820	271,820
Libraries and learning resources.....	15,677	15,677	221,101	221,101	207,416	207,416
Indian education.....	2,497	2,497	55,823	55,823	37,887	37,887
Total--Office of Elementary and Secondary Education.....	260,310	260,310	4,202,127	4,202,127	3,882,072	3,882,072
Office of Special Education and Rehabilitative Services:									
Education for the handicapped.....	56,767	56,767	651,864	651,864	478,078	478,078
Rehabilitation services and handicapped research.....	57,279	57,279	190,592	190,592		
Office of Vocational and Adult Education.....	81,373	81,373	690,383	690,383	637,558	637,558
Office of Postsecondary Education:									
College housing loans.....	-9,509	-43	-9,465	82,626	124,132	-41,506	126,827	155,351	-28,524
Student financial assistance.....	176,751	176,751	2,994,347	2,994,347	2,413,323	2,413,323
Student loan insurance.....	117,984	117,984	1,201,561	35,490	1,166,070	789,418	42,898	746,520
Higher and continuing education and facilities loan and insurance.....	25,071	25,071	336,586	19,013	317,573	520,290	26,528	493,762
Total--Office of Postsecondary Education.....	310,297	-43	310,340	4,615,120	178,636	4,436,484	3,849,859	224,778	3,625,081
Office of Educational Research and Improvement.....	16,533	16,533	173,153	173,153	166,212	166,212
Special Institutions.....	28,139	28,139	150,491	150,491	144,853	144,853
Office of Civil Rights.....	3,056	3,056	6,956	6,956		
Departmental Management.....	19,752	19,752	142,493	142,493	107,360	107,360
Proprietary receipts from the public.....		5,876	-5,876		9,861	-9,861		
Total--Department of Education.....	833,507	5,833	827,674	10,823,179	188,496	10,634,682	9,265,991	224,778	9,041,214

See footnotes on page 3.

TABLE III--BUDGET RECEIPTS AND OUTLAYS--Continued (In thousands)

Classification of OUTLAYS--Continued	This Month			Current Fiscal Year to Date			Comparable Period Prior Fiscal Year		
	Outlays	Applicable Receipts	Net Outlays	Outlays	Applicable Receipts	Net Outlays	Outlays	Applicable Receipts	Net Outlays
Department of Energy:									
Atomic energy defense activities - operating expenses...	\$174,325	\$174,325	\$1,963,630	\$1,963,630	\$3,035	\$3,035
Atomic energy defense activities - plant and capital equipment.....	37,961	37,961	373,796	373,796	694,884	694,884
Energy Programs:									
General science and research.....	39,932	39,932	366,310	366,310
Energy supply, R & D - operating expenses.....	176,639	176,639	1,914,725	1,914,725	4,002,373	4,002,373
Energy supply, R & D - plant and capital equipment...	33,800	33,800	351,043	351,043
Uranium enrichment.....	51,586	51,586	246,602	246,602
Fossil fuel.....	61,743	61,743	622,490	622,490	512,747	512,747
Energy production, demonstration and distribution....	-8,094	-8,094	105,774	105,774	122,832	122,832
Energy conservation.....	57,392	57,392	428,605	428,605	181,274	181,274
Strategic petroleum reserve.....	27,726	27,726	279,059	279,059	422,020	422,020
Other.....	5,791	5,791	191,720	191,720	156,308	156,308
Total--Energy Programs.....	446,515	446,515	4,506,327	4,506,327	5,397,554	5,397,554
Power Marketing Administration.....	43,614	\$58,177	-14,563	443,245	\$430,012	13,233	317,445	\$257,940	59,505
Departmental Administration.....	16,584	16,584	196,939	196,939	748,103	748,103
Proprietary receipts from the public.....	110,158	-110,158	2,043,083	-2,043,083	439,230	-439,230
Total--Department of Energy.....	718,999	168,335	550,664	7,483,938	2,473,095	5,010,843	7,161,020	697,171	6,463,850
Department of Health and Human Services: ³									
Public Health Service:									
Food and Drug Administration.....	24,554	578	23,976	270,142	5,741	264,400	260,727	6,118	254,609
Health Services Administration:									
Health services.....	139,250	139,250	1,094,935	1,094,935	926,961	926,961
Indian health services and facilities.....	56,765	56,765	521,497	521,497	459,463	459,463
Center for Disease Control.....	5,372	5,372	194,675	194,675	193,357	193,357
National Institutes of Health:									
Intragovernmental funds.....	-7,701	-7,701	-14,259	-14,259	5,208	5,208
Cancer Research.....	97,745	97,745	724,487	724,487	682,254	682,254
Heart, Lung, and Blood Research.....	40,916	40,916	411,578	411,578	361,629	361,629
Arthritis, Metabolism, and Digestive Diseases.....	33,083	33,083	264,437	264,437	203,211	203,211
Neurological and Communicative Disorders and Stroke.....	22,893	22,893	172,968	172,968	149,405	149,405
Allergy and Infectious Diseases.....	21,025	21,025	147,293	147,293	136,332	136,332
General Medical Sciences.....	28,008	28,008	225,731	225,731	197,983	197,983
Child Health and Human Development.....	14,979	14,979	136,749	136,749	136,640	136,640
Other research and institutes.....	31,889	31,889	273,556	273,556	200,486	200,486
Research resources.....	14,550	14,550	138,567	138,567	129,998	129,998
Other.....	10,176	10,176	102,079	102,079	102,093	102,093
Total--National Institutes of Health.....	307,564	307,564	2,583,185	2,583,185	2,305,238	2,305,238

See footnotes on page 3.

TABLE III--BUDGET RECEIPTS AND OUTLAYS--Continued (In thousands)

Classification of OUTLAYS--Continued	This Month			Current Fiscal Year to Date			Comparable Period Prior Fiscal Year		
	Outlays	Applicable Receipts	Net Outlays	Outlays	Applicable Receipts	Net Outlays	Outlays	Applicable Receipts	Net Outlays
Department of Health and Human Services--Continued									
Public Health Service--Continued									
Alcohol, Drug Abuse, and Mental Health Administration	£93,928	£93,928	£1,000,348	£1,000,348	£922,653	£922,653
Health Resources Administration:									
Public enterprise funds	11,534	£10,548	986	39,659	£18,321	21,338	47,175	£16,345	30,830
Health resources	45,733	45,733	477,343	477,343	476,368	476,368
Office of Assistance Secretary for Health	21,498	21,498	175,959	175,959	144,149	144,149
Total--Public Health Service	706,198	11,125	695,073	6,357,744	24,063	6,333,681	5,736,090	22,463	5,713,627
Health Care Financing Administration:									
Intragovernmental funds	-2,603	-2,603	-1,033	-1,033	-1,107	-1,107
Grants to States for Medicaid	1,166,992	1,166,992	11,623,584	11,623,584	10,060,079	10,060,079
Payments to health care trust funds	659,378	659,378	6,424,627	6,424,627	6,577,340	6,577,340
Program management	4,791	4,791	79,977	79,977	90,192	90,192
Federal hospital insurance trust fund:									
Benefit payments	2,068,158	2,068,158	19,682,794	19,682,794	16,492,916	16,492,916
Administrative expenses and construction	48,164	48,164	413,729	413,729	369,670	369,670
Total--FHI trust fund	2,116,322	2,116,322	20,096,524	20,096,524	16,862,586	16,862,586
Federal supplementary medical ins. trust fund:									
Benefit payments	918,170	918,170	8,253,652	8,253,652	6,774,347	6,774,347
Administrative expenses and construction	52,915	52,915	499,414	499,414	453,846	453,846
Total--FSMI trust fund	971,085	971,085	8,753,066	8,753,066	7,228,193	7,228,193
Total--Health Care Financing Administration	4,915,966	4,915,966	46,976,746	46,976,746	40,817,284	40,817,284
Social Security Administration:									
Payments to social security trust funds	-2	-2	675,065	675,065	756,891	756,891
Special benefits for disabled coal miners	85,433	85,433	861,872	861,872	827,696	827,696
Supplemental security income program	590,034	590,034	5,248,396	5,248,396	4,441,113	4,441,113
Assistance payments program	614,894	614,894	5,996,381	5,996,381	5,432,084	5,432,084
Refugee assistance	29,338	29,338	277,814	277,814	112,068	112,068
Other	14	14	90	90	22	22
Federal old-age and survivors insurance trust fund:									
Benefit payments	9,262,423	9,262,423	81,892,975	81,892,975	71,802,846	71,802,846
Administrative expenses and construction	103,694	103,694	946,504	946,504	935,007	935,007
Payment to railroad retirement account	1,441,988	1,441,988	1,447,532	1,447,532
Vocational rehabilitation services	32,880	32,880	40,682	40,682	15,029	15,029
Total--FOASI trust fund	9,398,997	9,398,997	84,322,148	84,322,148	74,200,414	74,200,414
Federal disability insurance trust fund:									
Benefit payments	1,353,510	1,353,510	12,156,177	12,156,177	11,040,234	11,040,234
Administrative expenses and construction	33,693	33,693	282,207	282,207	314,296	314,296
Payment to railroad retirement account	-12,109	-12,109	29,906	29,906
Vocational rehabilitation services	-24,880	-24,880	39,318	39,318	64,837	64,837
Total--FDI trust fund	1,362,323	1,362,323	12,465,593	12,465,593	11,449,274	11,449,274
Total--Social Security Administration	12,081,030	12,081,030	109,847,360	109,847,360	97,219,562	97,219,562

TABLE III--BUDGET RECEIPTS AND OUTLAYS--Continued (In thousands)

Classification of OUTLAYS--Continued	This Month			Current Fiscal Year to Date			Comparable Period Prior Fiscal Year		
	Outlays	Applicable Receipts	Net Outlays	Outlays	Applicable Receipts	Net Outlays	Outlays	Applicable Receipts	Net Outlays
Department of Health and Human Services--Continued									
Human Development Services:									
Grants to states for social services.....	\$207,008	\$207,008	\$2,485,705	\$2,485,705	\$2,522,602	\$2,522,602
Human development services.....	163,011	163,011	1,916,066	1,916,066	1,845,520	1,845,520
Work incentives	30,814	30,814	333,640	333,640	312,247	312,247
Total--Human Development Services.....	400,832	400,832	4,735,410	4,735,410	4,680,370	4,680,370
Departmental Management.....	24,148	24,148	246,601	246,601	187,822	187,822
Proprietary receipts from the public	\$2,677	-2,677	\$29,394	-29,394	\$49,372	-49,372
Intrabudgetary transactions:									
Payments for health insurance for the aged:									
Federal hospital insurance trust fund	-730,156	-730,156	-733,849	-733,849
Federal supplementary medical insurance trust fund.....	-659,378	-659,378	-5,553,471	-5,553,471	-5,670,156	-5,670,156
Payments for military service credits and special benefits for the aged:									
Federal old-age and survivors insurance trust fund.....	2	2	-557,238	-557,238	-615,228	-615,228
Federal disability insurance trust fund.....	-117,827	-117,827	-141,663	-141,663
Federal hospital insurance trust fund	-141,000	-141,000	-141,000	-141,000
Receipts transferred to railroad retirement account..	-1,441,988	-1,441,988	-1,477,438	-1,477,438
Interest on reimbursement of administrative and vocational rehabilitation expenses:									
Federal old-age and survivors insurance trust fund.....	-932	-932	-435	-435
Federal disability insurance trust fund.....	-1,380	-1,380	-1,431	-1,431
Federal hospital insurance trust fund	-21,508	-21,508	-14,665	-14,665
Federal supplementary medical insurance trust fund.....	1,295	1,295	-431	-431
Other.....
Total--Department of Health and Human Services	17,468,798	13,803	17,454,996	159,599,653	53,456	159,546,197	139,844,832	71,835	139,772,997
Department of Housing and Urban Development:									
Housing Programs:									
Public enterprise funds:									
Federal Housing Administration fund.....	93,133	120,328	-27,195	1,334,024	1,148,335	185,688	1,376,507	1,095,550	280,957
Housing for the elderly or handicapped fund	74,079	6,524	67,555	680,991	58,270	622,721	392,258	28,884	363,374
Low-rent housing--loans and other expenses.....	35,035	27,667	7,368	1,291,387	1,233,933	57,454	272,173	201,953	70,220
Other.....	2,824	6,338	-3,514	16,504	47,683	-31,180	93,711	46,181	47,530
Rent supplement payments.....	21,983	21,983	230,533	230,533	202,079	202,079
Homeownership assistance.....	13,163	13,163	92,807	92,807	83,248	83,248
Rental housing assistance.....	62,324	62,324	559,641	559,641	514,024	514,024
Low-rent public housing.....	365,361	365,361	2,860,534	2,860,534	2,121,980	2,121,980
College housing grants	696	696	19,880	19,880	18,419	18,419
Payments for operation of low income housing projects	70,795	70,795	686,905	686,905	529,127	529,127
Other.....	4,803	4,803	29,269	29,269	23,063	23,063
Total--Housing Programs	744,196	160,857	583,339	7,802,473	2,488,221	5,314,252	5,626,590	1,372,569	4,254,021

TABLE III--BUDGET RECEIPTS AND OUTLAYS--Continued (In thousands)

Classification of OUTLAYS--Continued	This Month			Current Fiscal Year to Date			Comparable Period Prior Fiscal Year		
	Outlays	Applicable Receipts	Net Outlays	Outlays	Applicable Receipts	Net Outlays	Outlays	Applicable Receipts	Net Outlays
Department of Housing and Urban Development--Continued									
Government National Mortgage Association:									
Special assistance functions fund	\$287,675	\$25,876	\$261,799	\$1,040,546	\$413,129	\$627,417	\$591,642	\$516,634	\$75,008
Emergency mortgage purchase assistance.....	182,724	18,344	164,380	1,404,523	417,218	987,305	1,208,990	1,241,357	-32,367
Management and liquidating functions fund.....	5,943	18,070	-12,128	59,812	83,084	-23,272	61,128	95,784	-34,656
Guarantees of mortgage-backed securities.....	415	5,941	-5,526	11,712	71,130	-59,418	7,217	52,162	-44,945
Participation sales fund	6,760	6,760	-3,190	-3,190	-24,368	-24,368
Total--Government National Mortgage Association	483,516	68,231	415,285	2,513,404	984,561	1,528,843	1,844,608	1,905,936	-61,328
Community Planning and Development:									
Public enterprise fund:									
Rehabilitation loan fund.....	23,653	4,240	19,413	180,440	40,875	139,565	111,727	39,588	72,139
Urban renewal programs	18,601	14,752	3,849	337,867	169,063	168,804	330,417	127,412	203,005
Community development grants.....	335,297	335,297	3,168,601	3,168,601	2,519,885	2,519,885
Urban development action grants	26,271	26,271	161,798	161,798	46,796	46,796
Comprehensive planning grants.....	2,651	2,651	44,989	44,989	51,929	51,929
Other.....	78	78	1,783	1,783	13,339	13,339
Total--Community Planning and Development	406,550	18,992	387,559	3,895,479	209,938	3,685,541	3,074,093	167,000	2,907,093
New Community Development Corporation	12,216	2,518	9,698	47,418	5,692	41,726	30,195	1,346	28,848
Management and Administration.....	54,051	54,051	273,898	273,898	230,589	230,589
Other.....	6,828	6,828	53,680	53,680	53,458	53,458
Proprietary receipts from the public.....	1,049	-1,049	9,161	-9,161	1,708	-1,708
Total--Department of Housing and Urban Develop- ment	1,707,357	251,647	1,455,710	14,586,352	3,697,573	10,888,779	10,859,533	3,448,559	7,410,973
Department of the Interior:									
Land and Water Resources:									
Bureau of Land Management:									
Management of lands and resources.....	31,115	31,115	272,900	272,900	232,653	232,653
Payments in lieu of taxes.....	-32	-32	1,502	1,502	13,596	13,596
Other.....	7,401	7,401	448,897	448,897	366,269	366,269
Water and Power Resources Service:									
Construction program	54,914	54,914	334,270	334,270	277,104	277,104
Operation and maintenance.....	8,190	8,190	83,359	83,359	64,822	64,822
Other.....	27,396	5,335	22,061	258,637	61,422	197,215	259,907	46,529	213,378
Office of Water Research and Technology.....	1,929	1,929	22,690	22,690	18,499	18,499
Total--Land and Water Resources	130,912	5,335	125,577	1,422,255	61,422	1,360,834	1,232,851	46,529	1,186,322
Fish and Wildlife and Parks:									
Heritage Conservation and Recreation Service	45,896	45,896	568,364	568,364	553,191	553,191
United States Fish and Wildlife Service.....	40,149	40,149	389,344	389,344	313,104	313,104
National Park Service.....	53,444	53,444	462,388	462,388	390,550	390,550
Total--Fish and Wildlife and Parks.....	139,489	139,489	1,420,096	1,420,096	1,256,845	1,256,845

TABLE III--BUDGET RECEIPTS AND OUTLAYS--Continued (In thousands)

Classification of OUTLAYS--Continued	This Month			Current Fiscal Year to Date			Comparable Period Prior Fiscal Year		
	Outlays	Applicable Receipts	Net Outlays	Outlays	Applicable Receipts	Net Outlays	Outlays	Applicable Receipts	Net Outlays
Department of the Interior--Continued									
Energy and Minerals:									
Geological Survey.....	\$50,962	\$50,962	\$536,152	\$536,152	\$514,221	\$514,221
Office of Surface Mining Reclamation and Enforcement	6,860	6,860	64,827	64,827	35,662	35,662
Bureau of Mines.....	15,841	\$1,055	14,787	147,416	\$11,296	136,120	127,990	\$9,884	118,106
Total--Energy and Minerals	73,663	1,055	72,608	748,394	11,296	737,099	677,872	9,884	667,989
Bureau of Indian Affairs:									
Public enterprise funds	1,336	511	825	9,964	6,394	3,570	6,095	6,315	-220
Operation of Indian programs	65,027	65,027	748,084	748,084	569,928	569,928
Construction	14,563	14,563	63,687	63,687	174,715	174,715
Indian tribal funds	15,620	15,620	693,456	693,456	196,499	196,499
Other.....	34,542	34,542	60,991	60,991	44,344	44,344
Total--Bureau of Indian Affairs	131,087	511	130,576	1,576,182	6,394	1,569,788	991,581	6,315	985,265
Office of Territorial Affairs	15,510	15,510	157,795	157,795	186,438	186,438
Office of the Solicitor and Office of the Secretary.....	8,399	8,399	43,364	43,364	59,452	59,452
Proprietary receipts from the public.....	116,188	-116,188	1,511,807	-1,511,807	711,594	-711,594
Intrabudgetary transactions.....	-138,984	-138,984	-213,356	-213,356	-76,943	-76,943
Total--Department of the Interior	360,077	123,089	236,989	5,154,732	1,590,918	3,563,814	4,328,095	774,322	3,553,773
Department of Justice:									
General Administration.....	14,806	14,806	39,501	39,501	24,727	24,727
United States Parole Commission.....	447	447	4,211	4,211
Legal Activities	35,878	35,878	376,519	376,519	326,217	326,217
Federal Bureau of Investigation	54,225	54,225	518,965	518,965	497,872	497,872
Immigration and Naturalization Services	28,780	28,780	284,017	284,017	251,297	251,297
Drug Enforcement Administration	17,954	17,954	173,882	173,882	155,764	155,764
Federal Prison System	28,028	958	27,070	311,644	10,224	301,420	301,357	9,733	291,624
Office of Justice Assistance, Research and Statistics...	51,973	51,973	550,188	550,188	578,746	578,746
Proprietary receipts from the public.....	354	-354	9,195	-9,195	10,214	-10,214
Total--Department of Justice	232,091	1,312	230,779	2,258,928	19,419	2,239,509	2,135,982	19,947	2,116,035
Department of Labor:									
Employment and Training Administration:									
Program administration.....	7,211	7,211	75,051	75,051	73,528	73,528
Employment and training assistance	798,750	798,750	5,677,136	5,677,136	4,818,700	4,818,700
Community service employment for older Americans	23,029	23,029	192,798	192,798	175,068	175,068
Temporary employment assistance	145,396	145,396	1,529,813	1,529,813	2,861,385	2,861,385
Federal unemployment benefits and allowances.....	-359,618	-359,618	700,046	700,046	857,477	857,477
Grants to states for unemployment insurance and employment services.....	18,708	18,708	31,513	31,513	61,894	61,894
Advances to the unemployment trust fund and other funds.....	895,779	895,779	1,288,562	1,288,562	189,682	189,682
Other.....	-505	-505	1,570	1,570	4,106	4,106
Unemployment trust fund:									
Federal-State unemployment insurance:									
State unemployment benefits	1,489,813	1,489,813	11,183,754	11,183,754	7,212,982	7,212,982
State administrative expenses	150,081	150,081	1,522,583	1,522,583	1,286,510	1,286,510
Federal administrative expenses	3,971	3,971	45,233	45,233	62,031	62,031
Interest on refunds of taxes	221	221	1,639	1,639	588	588
Repayment of advances from the general fund....	250,000	250,000	500,000	500,000

TABLE III--BUDGET RECEIPTS AND OUTLAYS--Continued (In thousands)

Classification of OUTLAYS--Continued	This Month			Current Fiscal Year to Date			Comparable Period Prior Fiscal Year		
	Outlays	Applicable Receipts	Net Outlays	Outlays	Applicable Receipts	Net Outlays	Outlays	Applicable Receipts	Net Outlays
Department of Labor--Continued									
Employment and Training Administration--Continued									
Unemployment Trust Fund--Continued									
Railroad-unemployment insurance:									
Railroad unemployment benefits.....	\$18,525	\$18,525	\$163,590	\$163,590	\$122,700	\$122,700
Administrative expenses.....	898	898	6,013	6,013	10,098	10,098
Payment of interest on advances from railroad retirement account.....	755	755
Total--Unemployment trust fund	1,663,509	1,663,509	13,172,813	13,172,813	9,195,665	9,195,665
Total--Employment and Training Administration	3,192,260	3,192,260	22,669,301	22,669,301	18,237,505	18,237,505
Labor-Management Services Administration.....	4,111	4,111	43,017	43,017	44,498	44,498
Employment Standards Administration:									
Salaries and expenses.....	17,052	17,052	150,695	150,695	121,883	121,883
Special benefits.....	68,468	68,468	111,153	111,153	82,466	82,466
Black Lung Disability Trust Fund.....	164,294	164,294	567,865	567,865	390,933	390,933
Special workers' compensation expenses	2,124	2,124	10,382	10,382	6,673	6,673
Occupational Safety and Health Administration	20,563	20,563	148,294	148,294	125,175	125,175
Mine Safety and Health Administration.....	13,187	13,187	116,401	116,401	107,977	107,977
Bureau of Labor Statistics.....	11,759	11,759	94,986	94,986	75,723	75,723
Departmental Management.....	957	957	65,766	65,766	59,484	59,484
Proprietary receipts from the public.....	\$247	-247	\$5,749	-5,749	\$2,772	-2,772
Intrabudgetary transactions.....	-67	-67	-447,849	-447,849	-694,677	-694,677
Total--Department of Labor	3,494,710	247	3,494,463	23,530,010	5,749	23,524,261	18,557,641	2,772	18,554,869
Department of State:									
Administration of Foreign Affairs:									
Salaries and expenses.....	70,049	70,049	591,365	591,365	541,095	541,095
Acquisition, operation, and maintenance of buildings abroad.....	3,995	3,995	81,269	81,269	85,600	85,600
Payment to Foreign Service retirement and disability fund.....	4,177	4,177	47,546	47,546	38,107	38,107
Foreign Service retirement and disability fund.....	12,828	12,828	115,979	115,979	90,961	90,961
Other.....	2,572	2,572	13,574	13,574	9,241	9,241
Total--Administration of Foreign Affairs.....	93,622	93,622	849,733	849,733	765,004	765,004
International Organization and Conferences	102,339	102,339	464,909	464,909	252,580	252,580
International Commissions.....	1,778	1,778	18,412	18,412	18,776	18,776
Migration and Refugee Assistance	39,256	39,256	382,291	382,291	99,664	99,664
United States Emergency Refugee and Migration Assistance Fund.....	107	107	24,088	24,088	14,405	14,405
Other.....	1	1	584	584	7,348	7,348
Proprietary receipts from the public.....	-185	185	-6,297	6,297	15,746	-15,746
Intrabudgetary transactions:									
Foreign Service retirement and disability fund:									
Receipts transferred to Civil Service retirement and disability fund	-171	-171	-1,249	-1,249	-623	-623
General fund contributions	-4,177	-4,177	-73,222	-73,222	-62,927	-62,927
Other.....
Total--Department of State	232,756	-185	232,941	1,665,546	-6,297	1,671,842	1,094,227	15,746	1,078,482

See footnotes on page 3.

TABLE III--BUDGET RECEIPTS AND OUTLAYS--Continued (In thousands)

Classification of OUTLAYS--Continued	This Month			Current Fiscal Year to Date			Comparable Period Prior Fiscal Year		
	Outlays	Applicable Receipts	Net Outlays	Outlays	Applicable Receipts	Net Outlays	Outlays	Applicable Receipts	Net Outlays
Department of Transportation:									
Office of the Secretary	\$10,005	\$10,005	\$46,373	\$46,373	\$51,641	\$51,641
Coast Guard:									
Operating expenses	96,789	96,789	896,866	896,866	812,069	812,069
Acquisition, construction, and improvements.....	30,755	30,755	218,741	218,741	159,764	159,764
Retired pay.....	19,413	19,413	172,294	172,294	144,710	144,710
Other.....	4,836	\$624	4,212	67,690	\$3,263	64,427	72,903	\$3,150	69,753
Total--Coast Guard.....	151,792	624	151,169	1,355,592	3,263	1,352,329	1,189,446	3,150	1,186,296
Federal Aviation Administration:									
Operations.....	167,460	167,460	1,787,211	1,787,211	1,502,603	1,502,603
Other.....	4,769	4,769	42,640	8	42,632	37,689	11	37,678
Airport and airway trust fund:									
Grants-in-aid for airports.....	48,530	48,530	467,164	467,164	431,101	431,101
Facilities and equipment.....	27,098	27,098	194,258	194,258	159,459	159,459
Interest on refunds of taxes.....	6	6	23	23	10	10
Other.....	6,587	6,587	64,376	64,376	212,435	212,435
Total--Airport and airway trust fund	82,221	82,221	725,821	725,821	803,005	803,005
Total--Federal Aviation Administration.....	254,450	254,450	2,555,672	8	2,555,664	2,343,296	11	2,343,285
Federal Highway Administration:									
Highway trust fund:									
Federal-aid highways	820,137	820,137	6,987,065	6,987,065	5,386,036	5,386,036
Other.....	15,031	15,031	122,401	122,401	59,521	59,521
Off-systems roads programs.....	9,566	9,566	121,421	121,421	145,984	145,984
Other programs	9,205	9,205	92,727	92,727	74,305	74,305
Total--Federal Highway Administration.....	853,939	853,939	7,323,614	7,323,614	5,665,846	5,665,846
National Highway Traffic Safety Administration:									
Operations and Research	7,519	7,519	55,384	55,384	42,570	42,570
Trust fund share of traffic safety programs.....	17,800	17,800	176,829	176,829	161,400	161,400
Other.....	-1,216	-1,216	-5,149	-5,149	-671	-671
Federal Railroad Administration:									
Public enterprise funds.....	17,272	3,239	14,033	128,128	30,218	97,910	104,354	30,554	73,800
Railroad research and development.....	9,627	9,627	53,457	53,457	46,481	46,481
Rail assistance.....	9,522	9,522	68,398	68,398	51,302	51,302
Northeast corridor improvement program.....	1,453	1,453	187,493	187,493	162,093	162,093
Grants to National Railroad Passenger Corporation...	194,090	194,090	863,400	863,400	660,000	660,000
Other.....	3,188	3,188	30,433	30,433	27,850	27,850
Total--Federal Railroad Administration.....	235,152	3,239	231,913	1,331,309	30,218	1,301,091	1,052,079	30,554	1,021,525
Urban Mass Transportation Administration.....	214,233	214,233	2,721,172	2,721,172	2,061,086	2,061,086
Other.....	8,304	1,952	6,352	38,665	7,729	30,935	25,473	8,134	17,339
Proprietary receipts from the public.....	4,736	-4,736	39,515	-39,515	45,403	-45,403
Total--Department of Transportation	1,751,978	10,551	1,741,428	15,599,460	80,733	15,518,727	12,592,167	87,251	12,504,915

TABLE III--BUDGET RECEIPTS AND OUTLAYS--Continued (In thousands)

Classification of OUTLAYS--Continued	This Month			Current Fiscal Year to Date			Comparable Period Prior Fiscal Year		
	Outlays	Applicable Receipts	Net Outlays	Outlays	Applicable Receipts	Net Outlays	Outlays	Applicable Receipts	Net Outlays
Department of the Treasury:									
Office of the Secretary.....	\$36,896	\$36,896	\$106,836	\$106,836	\$26,134	\$3	\$26,131
Office of Revenue Sharing:									
General Revenue Sharing.....	1,708,766	1,708,766	6,827,932	6,827,932	6,847,367	6,847,367
Targeted and antirecession fiscal assistance.....	418	418	5,111	5,111	5,920	5,920
Other.....	1,651	1,651	16,492	16,492	22,206	22,206
Federal Law Enforcement Training Center.....									
Bureau of Government Financial Operations:									
Salaries and expenses.....	16,772	16,772	160,340	160,340	156,871	156,871
Claims, judgements, and relief acts.....	124,936	124,936	303,675	303,675	219,729	219,729
Other.....	269	269	10,403	10,403	545,291	545,291
Total--Bureau of Government Financial Operations.....	141,977	141,977	474,418	474,418	921,892	921,892
Bureau of Alcohol, Tobacco and Firearms.....	12,148	12,148	122,633	122,633	109,214	109,214
United States Customs Service.....	51,349	51,349	663,589	663,589	569,774	569,774
Bureau of Engraving and Printing.....	-600	-600	2,740	2,740	-7,157	-7,157
Bureau of the Mint.....	3,641	3,641	47,812	47,812	34,863	34,863
Bureau of the Public Debt.....	26,581	26,581	172,998	172,998	145,322	145,322
Internal Revenue Service:									
Federal tax lien revolving fund.....	405	405	1,775	\$1,429	346	855	440	415
Salaries and expenses.....	11,983	11,983	123,301	123,301	107,583	107,583
Taxpayer service and returns processing.....	72,977	72,977	672,336	672,336	635,581	635,581
Examinations and appeals.....	76,202	76,202	722,577	722,577	663,280	663,280
Investigations and collections.....	41,736	41,736	428,612	428,612	368,952	368,952
Payment where credit exceeds liability for tax.....	1,231,697	1,231,697	757,282	757,282
Refunding internal revenue collections, interest.....	61,106	61,106	381,365	381,365	298,706	298,706
Internal revenue collections for Puerto Rico.....	11,673	11,673	174,214	174,214	183,079	183,079
Other.....	80	80	1,543	1,543
Total--Internal Revenue Service.....	276,162	276,162	3,737,420	1,429	3,735,991	3,015,318	440	3,014,879
United States Secret Service.....	16,204	16,204	147,057	147,057	117,478	117,478
Comptroller of the Currency.....	11,026	\$23,642	-12,616	87,926	78,644	9,281	75,974	75,321	653
Interest on the public debt:									
Public issues (accrual basis).....	5,343,390	5,343,390	49,596,518	49,596,518	39,811,160	39,811,160
Special Issues (cash basis).....	141,579	141,579	13,981,680	13,981,680	10,994,939	10,994,939
Total--Interest on the public debt.....	5,484,969	5,484,969	63,578,198	63,578,198	50,806,100	50,806,100
Proprietary receipts from the public.....	98,218	-98,218	1,393,899	-1,393,899	992,298	-992,298
Receipts from off-budget Federal agencies.....	508,372	-508,372	5,056,676	-5,056,676	3,327,174	-3,327,174
Intrabudgetary transactions.....	-325,677	-325,677	-2,998,918	-2,998,918	-2,297,223	-2,297,223
Total--Department of the Treasury.....	7,445,511	630,233	6,815,278	72,992,244	6,530,649	66,461,595	60,393,183	4,395,235	55,997,947

TABLE III--BUDGET RECEIPTS AND OUTLAYS--Continued (In thousands)

Classification of OUTLAYS--Continued	This Month			Current Fiscal Year to Date			Comparable Period Prior Fiscal Year		
	Outlays	Applicable Receipts	Net Outlays	Outlays	Applicable Receipts	Net Outlays	Outlays	Applicable Receipts	Net Outlays
Environmental Protection Agency:									
Salaries and expenses.....	\$48,340	\$48,340	\$365,138	\$365,138	\$84,088	\$84,088
Research and development:									
Energy supply.....	22,426	22,426	205,666	205,666	244,861	244,861
Pollution control and abatement.....	264	264	3,000	3,000	10,554	10,554
Abatement, control, and compliance.....	27,333	27,333	374,415	374,415	437,266	437,266
Construction grants.....	387,960	387,960	3,687,499	3,687,499	3,062,574	3,062,574
Other.....	1,524	\$283	1,241	27,816	\$795	27,021	76,341	\$473	75,868
Proprietary receipts from the public.....	2,607	-2,607	-4,491	4,491	619	-619
Total--Environmental Protection Agency.....	487,846	2,889	484,957	4,663,533	-3,696	4,667,230	3,915,685	1,092	3,914,592
National Aeronautics and Space Administration:									
Research and Development.....	328,110	328,110	3,096,385	3,096,385	2,525,861	2,525,861
Construction of facilities.....	13,036	13,036	114,544	114,544	109,801	109,801
Research and program management.....	82,314	82,314	828,063	828,063	760,595	760,595
Other.....	1,274	1,274	13	13
Proprietary receipts from the public.....	125	-125	2,208	-2,208	8,758	-8,758
Total--National Aeronautics and Space Administration.....	423,460	125	423,335	4,040,266	2,208	4,038,058	3,396,270	8,758	3,387,513
Veterans Administration:									
Public enterprise funds:									
Loan guaranty revolving fund.....	40,110	24,146	15,964	384,105	256,185	127,920	405,507	225,902	179,604
Direct loan revolving fund.....	7,827	10,300	-2,473	64,950	95,732	-30,781	70,632	105,153	-34,521
Veterans reopened insurance fund.....	2,888	1,798	1,090	33,672	53,459	-19,787	21,527	50,418	-28,890
Education loan fund.....	275	172	103	4,556	1,407	3,149	6,439	649	5,789
Other.....	23,742	26,502	-2,760	223,433	224,905	-1,472	214,945	216,447	-1,501
Compensation and pensions.....	929,323	929,323	9,286,193	9,286,193	8,656,498	8,656,498
Readjustment benefits.....	144,131	144,131	2,139,040	2,139,040	2,497,538	2,497,538
Medical care.....	470,106	470,106	4,895,150	4,895,150	4,309,863	4,309,863
Medical and prosthetic research.....	10,284	10,284	109,122	109,122	97,369	97,369
General operating expenses.....	62,056	62,056	535,899	535,899	522,207	522,207
Construction projects.....	27,737	27,737	240,577	240,577	192,741	192,741
Insurance funds:									
National service life.....	86,255	86,255	796,794	796,794	665,504	665,504
United States Government life.....	9,242	9,242	65,516	65,516	61,571	61,571
Veterans special life.....	4,515	4,465	50	47,086	89,708	-42,622	47,758	85,993	-38,235
Other.....	10,891	10,891	108,133	108,133	95,085	95,085
Proprietary receipts from the public:									
National service life.....	38,363	-38,363	378,206	-378,206	382,256	-382,256
Government life.....	312	-312	4,600	-4,600	3,777	-3,777
Other.....	10,380	-10,380	92,383	-92,383	58,971	-58,971
Intrabudgetary transactions.....	-287	-287	-2,512	-2,512	-2,025	-2,025
Total--Veterans Administration.....	1,829,095	116,441	1,712,654	18,931,712	1,196,584	17,735,128	17,863,158	1,129,566	16,733,592
Independent agencies:									
Action.....	12,810	12,810	111,997	111,997	99,289	99,289
Arms Control and Disarmament Agency.....	1,666	1,666	14,214	14,214	12,163	12,163
Board for International Broadcasting.....	7,432	7,432	87,308	87,308	71,808	71,808
Civil Aeronautics Board.....	9,144	3	9,141	97,973	112	97,861	80,650	105	80,544
Commission on Civil Rights.....	934	934	9,717	9,717	8,586	8,586
Community Services Administration.....	77,892	103	77,789	2,045,575	1,453	2,044,122	686,804	242	686,562
Consumer Product Safety Commission.....	4,068	-1	4,068	36,744	7	36,737	33,603	12	33,591
Corporation for Public Broadcasting.....	10,000	10,000	152,000	152,000	120,200	120,200

TABLE III--BUDGET RECEIPTS AND OUTLAYS--Continued (In thousands)

Classification of OUTLAYS--Continued	This Month			Current Fiscal Year to Date			Comparable Period Prior Fiscal Year		
	Outlays	Applicable Receipts	Net Outlays	Outlays	Applicable Receipts	Net Outlays	Outlays	Applicable Receipts	Net Outlays
Independent Agencies--Continued									
District of Columbia:									
Federal payment	\$90,370	\$90,370	\$339,070	\$339,070	\$255,200	\$255,200
Loans and repayable advances.....	110,000	\$44,376	65,624	125,832	\$22,346	103,486
Equal Employment Opportunity Commission	10,839	(*)	10,838	109,657	46	109,610	76,730	33	76,697
Export-Import Bank of the United States.....	246,794	\$211,244	35,551	3,416,610	1,954,068	1,462,542	1,867,571	1,895,841	-28,270
Federal Communications Commission	6,537	2	6,535	62,261	17	62,244	57,058	16	57,041
Federal Deposit Insurance Corporation.....	61,515	34,694	26,822	682,773	1,425,354	-742,582	516,173	1,524,996	-1,008,823
Federal Emergency Management Agency:									
National flood insurance and development fund	35,103	35,103	354,017	9	354,008	268,896	101,792	167,104
Emergency planning, preparedness, and mobilization.....	7,443	7,443	102,066	102,066	107,285	107,285
Hazard mitigation and disaster assistance	16,705	16,705	114,801	114,801	41,699	41,699
Federal Home Loan Bank Board:									
Public enterprise funds:									
Federal Home Loan Bank Board revolving fund.....	1,497	1,527	-30	16,513	17,990	-1,477	42,050	42,974	-924
Federal Savings and Loan Insurance Corp. fund....	59,427	49,279	10,148	1,049,703	590,152	459,552	140,382	510,410	-370,028
Interest adjustment payments	21	21	22	22
Federal Trade Commission.....	5,283	1	5,281	57,444	36	57,408	52,505	-563	53,067
General Services Administration:									
Real Property Activities.....	-215,713	-215,713	-262,889	-262,889	-275,487	-275,487
Personal Property Activities.....	42,568	42,568	128,014	128,014	137,250	137,250
Records Activities.....	10,246	607	9,639	78,655	6,733	71,922	74,144	7,174	66,971
Federal Property Resources Activities.....	4,774	4,774	36,227	36,227	31,097	31,097
General Activities	11,768	106	11,662	112,557	588	111,969	87,029	549	86,480
Other.....	-24,678	-24,678	9,938	9,938	849	849
Proprietary receipts from the public:									
Stockpile receipts.....	3,485	-3,485	77,628	-77,628	57,926	-57,926
Other.....	-5,148	5,148	103,531	-103,531	3,359	-3,359
Intrabudgetary transactions.....	8	8	-9,417	-9,417
Total--General Services Administration	-171,035	-950	-170,085	102,509	188,480	-85,971	45,467	69,007	-23,541
Intragovernmental Agencies:									
Washington Metropolitan Area Transit Authority	7,079	7,079	99,806	99,806	55,646	55,646
Other.....	997	225	772	5,935	2,175	3,760	5,487	1,480	4,007
International Communications Agency.....	44,031	71	43,960	362,300	406	361,894	313,580	762	312,818
Interstate Commerce Commission.....	133,769	2,242	131,527	56,503	12,216	44,288
Legal Services Corporation.....	26,692	26,692	270,767	270,767	208,240	208,240
Merit Systems Protection Board.....	662	(*)	662	10,106	(*)	10,105	3,500	3,499
National Credit Union Administration:									
Central liquidity facility.....	162,319	133,228	29,092	424,711	347,121	77,590
Other.....	11,863	3,735	8,127	76,574	91,746	-15,172	3,443	34,088	-30,645
National Foundation on the Arts and the Humanities:									
National Endowment for the Arts	15,887	(*)	15,886	124,898	7	124,891	112,580	12	112,568
National Endowment for the Humanities	18,532	18,532	138,843	138,843	120,385	120,385
National Labor Relations Board	9,135	11	9,123	91,628	117	91,511	82,297	154	82,142
National Science Foundation.....	90,459	32	90,426	739,426	242	739,184	690,568	470	690,098
National Transportation Safety Board	1,510	(*)	1,510	14,714	4	14,710	13,106	7	13,099
Nuclear Regulatory Commission.....	26,238	2	26,236	297,684	14	297,669	249,627	16	249,611

See footnotes on page 3.

TABLE III--BUDGET RECEIPTS AND OUTLAYS--Continued (In thousands)

Classification of OUTLAYS--Continued	This Month			Current Fiscal Year to Date			Comparable Period Prior Fiscal Year		
	Outlays	Applicable Receipts	Net Outlays	Outlays	Applicable Receipts	Net Outlays	Outlays	Applicable Receipts	Net Outlays
Independent Agencies--Continued									
Office of Personnel Management:									
Salaries and expenses.....	\$17,403	\$17,403	\$120,614	\$120,614	\$113,291	\$113,291
Government payment for annuitants, employees health benefits	55,050	55,050	513,858	513,858	412,329	412,329
Payment to civil service retirement and disability fund.....	81	81	810	810	898	898
Civil service retirement and disability fund.....	1,288,682	1,288,682	12,130,690	12,130,690	10,244,346	10,244,346
Employees health benefits fund.....	272,402	\$296,313	-23,911	2,898,281	\$2,875,710	22,571	2,624,372	\$2,624,683	-311
Employees life insurance fund.....	41,740	47,826	-6,087	407,636	679,666	-272,030	409,757	634,476	-224,719
Retired employees health benefits fund.....	1,141	1,159	-18	11,082	9,988	1,094	10,951	6,723	4,228
Other.....	187	187	13,619	13,619	11,038	11,038
Proprietary receipts from the public.....	5	-5	1,036	-1,036	1,332	-1,332
Intrabudgetary transactions:									
Civil service retirement and disability fund: Receipts transferred to Foreign Service re- tirement and disability fund.....	-970	-970	-5,203	-5,203	-7,555	-7,555
General fund contributions.....	-81	-81	-17,615	-17,615	-898	-898
Other.....	-2,906	-2,906	-22,882	-22,882	-15,169	-15,169
Total--Office of Personnel Management.....	1,672,728	345,304	1,327,425	16,050,890	3,566,401	12,484,490	13,803,359	3,267,213	10,536,145
Panama Canal Commission	33,010	33,257	-247	209,132	308,406	-99,274
Postal Services (payment to the Postal Service fund).....	1,676,810	1,676,810	1,785,176	1,785,176
Railroad Retirement Board:									
Federal Windfall Payment to Railroad Retirement Trust Fund.....	313,000	313,000	313,000	313,000
Regional rail transportation protective account.....	28,339	28,339	42,276	42,276
Railroad retirement accounts:									
Benefits payments and claims.....	423,280	423,280	3,852,212	3,852,212	3,489,432	3,489,432
Advances to the railroad retirement account from the FOASI trust fund	-27,099	-27,099	-239,985	-239,985	-191,214	-191,214
Advances to the railroad retirement account from the FDI trust fund.....	-3,330	-3,330	-31,497	-31,497	-23,002	-23,002
Disbursements for the payment of FOASI benefits...	28,231	28,231	239,117	239,117	191,481	191,481
Disbursement for the payment of FDI benefits.....	3,771	3,771	31,843	31,843	28,253	28,253
Administrative expenses.....	3,144	3,144	34,188	34,188	25,563	25,563
Interest on refunds of taxes.....	1	1	41	41	25	25
Proprietary receipts from the public.....	1	-1	26	-26	1	-1
Intrabudgetary transactions:									
Railroad retirement account: Payment to railroad retirement trust funds.....	-313,000	-313,000	-313,000	-313,000
Interest transferred to federal hospital insurance trust fund.....	22,480	22,480	15,549	15,549
Interest on advances to railroad unemployment insurance account.....	-755	-755
Total--Railroad Retirement Board.....	427,999	1	427,998	3,936,739	26	3,936,714	3,577,608	1	3,577,607

See footnotes on page 3.

TABLE III--BUDGET RECEIPTS AND OUTLAYS--Continued (In thousands)

Classification of OUTLAYS--Continued	This Month			Current Fiscal Year to Date			Comparable Period Prior Fiscal Year		
	Outlays	Applicable Receipts	Net Outlays	Outlays	Applicable Receipts	Net Outlays	Outlays	Applicable Receipts	Net Outlays
Independent Agencies--Continued									
Securities and Exchange Commission	\$5,224	\$1	\$5,223	\$60,369	\$7	\$60,362	\$56,060	\$22	\$56,038
Small Business Administration:									
Public enterprise funds:									
Business loan and investment fund	118,203	43,349	74,854	1,062,495	413,218	649,278	765,116	388,198	376,918
Disaster loan fund	20,250	42,179	-21,929	1,268,515	530,184	738,331	1,187,323	430,627	756,696
Other	2,227	1,778	449	26,024	15,034	10,990	28,866	12,567	16,299
Salaries and expenses	18,315	18,315	177,467	177,467	153,704	153,704
Proprietary receipts from the public	2	-2	23	-23	20	-20
Other	89	89	2,024	2,024	1,328	1,328
Total--Small Business Administration.....	159,085	87,309	71,776	2,536,525	958,458	1,578,067	2,136,337	831,411	1,304,926
Smithsonian Institution	12,298	6	12,292	112,391	95	112,296	106,599	51	106,549
Tennessee Valley Authority	517,351	251,407	265,944	4,729,853	3,226,486	1,503,367	3,935,243	2,453,857	1,481,386
United States Railway Association:									
Administrative expenses	2,475	2,475	27,055	27,055	24,250	24,250
Purchases of Conrail Securities	92,000	92,000	505,700	505,700	560,300	560,300
Other independent agencies.....	26,084	956	25,128	241,120	-11,836	229,284	187,598	12,400	175,198
Total--Independent agencies.....	3,858,081	1,151,448	2,706,633	41,950,718	12,737,891	29,212,827	32,797,464	10,781,372	22,016,092
Undistributed offsetting receipts:									
Federal employer contributions to retirement and social insurance funds:									
Legislative Branch:									
United States Tax Court:									
Tax court judges survivors annuity fund	-40	-40	-30	-30
The Judiciary:									
Judicial survivors annuity fund	-138	-138	-1,473	-1,473	-1,387	-1,387
Department of Health and Human Services:									
Federal old-age and survivors insurance trust fund	-89,000	-89,000	-842,000	-842,000	-779,000	-779,000
Federal disability insurance trust fund	-15,000	-15,000	-144,000	-144,000	-137,000	-137,000
Federal hospital insurance trust fund	-22,000	-22,000	-204,000	-204,000	-186,000	-186,000
Department of State:									
Foreign Service retirement and disability fund	-2,020	-2,020	-17,813	-17,813	-16,624	-16,624
Independent agencies:									
Office of Personnel Management:									
Civil Service retirement and disability fund	-228,761	-228,761	-2,376,570	-2,376,570	-2,033,898	-2,033,898
Receipts from off-budget Federal agencies:									
Independent agencies:									
Office of Personnel Management:									
Civil Service retirement and disability fund	-59,926	-59,926	-622,505	-622,505	-591,723	-591,723
Subtotal	-416,845	-416,845	-4,208,401	-4,208,401	-3,745,662	-3,745,662

TABLE III--BUDGET RECEIPTS AND OUTLAYS--Continued (In thousands)

Classification of OUTLAYS--Continued	This Month			Current Fiscal Year to Date			Comparable Period Prior Fiscal Year		
	Outlays	Applicable Receipts	Net Outlays	Outlays	Applicable Receipts	Net Outlays	Outlays	Applicable Receipts	Net Outlays
Undistributed offsetting receipts--Continued									
Interest credited to certain Government Accounts:									
The Judiciary:									
Judicial survivors annuity fund				-£3,012		-£3,012	-£2,111		-£2,111
Department of Defense:									
Civil:									
Soldiers' and Airmen's Home permanent fund				-6,365		-6,365	-5,919		-5,919
Department of Health and Human Services:									
Federal old-age and survivors insurance trust fund.	-£18,490		-£18,490	-1,722,273		-1,722,273	-1,798,325		-1,798,325
Federal disability insurance trust fund	-2,411		-2,411	-430,096		-430,096	-287,020		-287,020
Federal hospital insurance trust fund.....	-3,677		-3,677	-1,030,098		-1,030,098	-862,517		-862,517
Federal supplementary medical insurance trust fund	-2,632		-2,632	-406,303		-406,303	-354,433		-354,433
Department of Labor:									
Unemployment trust fund.....	24,440		24,440	-833,418		-833,418	-450,488		-450,488
Black Lung Disability Trust Fund.....							-122		-122
Department of State:									
Foreign Service retirement and disability fund	-73		-73	-40,674		-40,674	-30,514		-30,514
Department of Transportation:									
Airport and airway trust fund.....	-240		-240	-396,070		-396,070	-277,120		-277,120
Highway trust fund	-1,325		-1,325	-1,008,122		-1,008,122	-830,665		-830,665
Veterans Administration:									
United States Government life insurance fund	-19		-19	-32,609		-32,609	-34,281		-34,281
National service life insurance fund.....	-80		-80	-581,515		-581,515	-525,192		-525,192
Independent Agencies:									
Office of Personnel Management:									
Civil Service retirement and disability fund	-3,066		-3,066	-4,842,549		-4,842,549	-3,984,006		-3,984,006
Railroad Retirement Board:									
Railroad retirement account.....	-10,837		-10,837	-318,010		-318,010	-184,257		-184,257
Other	-889		-889	-14,259		-14,259	-6,404	£251,855	-258,259
Subtotal	-19,297		-19,297	-11,665,375		-11,665,375	-9,633,374	251,855	-9,885,229
Rents and royalties on the outer continental shelf land...		£157,387	-157,387		£3,759,691	-3,759,691		2,530,547	-2,530,547
Total--Undistributed offsetting receipts	-436,142	157,387	-593,529	-15,873,776	3,759,691	-19,633,467	-13,379,035	2,782,402	-16,161,438
Total outlays	59,536,406	7,127,191	52,409,216	542,534,646	61,567,433	480,967,214	462,070,470	52,746,191	409,324,279
TOTAL BUDGET			(Net Totals)			(Net Totals)			(Net Totals)
Receipts			37,347,656			422,247,272			379,299,653
Outlays (-)			-52,409,216			-480,967,214			-409,324,279
Budget surplus (+) or deficit (-).....			-15,061,560			-58,719,942			-30,024,626

MEMORANDUM

Receipts offset against outlays (In thousands)

	Current Fiscal Year to Date	Comparable Period Prior Fiscal Year
Proprietary receipts.....	£18,085,577	£15,720,496
Receipts from off-budget Federal agencies	5,056,676	3,327,174
Intrabudgetary transactions.....	35,600,923	32,649,817
Total receipts offset against outlays	58,743,177	51,697,487

TABLE IV--MEANS OF FINANCING (In thousands)

23

Classification (Assets and Liabilities Directly Related to the Budget)	Net Transactions (-) denotes net reduction of either liability or asset accounts			Account Balances Current Fiscal Year		
	This Month	Fiscal Year to Date		Beginning of		Close of This Month
		This Year	Prior Year	This Year	This Month	
LIABILITY ACCOUNTS						
Borrowing from the public:						
Public debt securities, issued under general financial authorities:						
Obligations of the United States, issued by:						
United States Treasury	\$4,068,367	\$55,163,084	\$35,932,583	\$826,519,087	\$877,613,804	\$881,682,171
Federal Financing Bank	10	10	10
Total public debt securities	4,068,367	55,163,084	35,932,583	826,519,097	877,613,814	881,682,181
Agency securities, issued under special financing authorities (See Schedule B. For other agency borrowing, see Schedule C.)	-82,734	-546,851	-1,617,633	7,231,770	6,767,653	6,684,919
Total federal securities	3,985,633	54,616,234	34,314,950	833,750,867	884,381,467	888,367,100
Deduct:						
Federal securities held as investments of government accounts (See Schedule D)	-5,751,171	1,471,993	8,191,639	189,161,534	196,384,698	190,633,527
Total borrowing from the public	9,736,804	53,144,240	26,123,311	644,589,333	687,996,769	697,733,573
Accrued interest payable to the public	2,347,275	2,478,968	1,839,697	8,154,582	8,286,276	10,633,551
Deposit funds:						
Allocations of special drawing rights	-50,065	1,128,616	1,181,381	4,174,771	5,353,452	5,303,387
Other	167,692	619,912	-374,435	4,342,031	4,794,252	4,961,944
Miscellaneous liability accounts (Includes checks outstanding etc.)	504,880	-2,181,053	-1,880,320	8,646,702	5,960,769	6,465,649
Total liability accounts	12,706,585	55,190,684	26,889,634	669,907,419	712,391,517	725,098,103
ASSET ACCOUNTS (Deduct)						
Cash and monetary assets:						
U.S. Treasury operating cash:						
Federal Reserve account	754,701	-2,535,259	-13,882,378	6,489,007	3,199,047	3,953,748
Tax and loan note accounts	-4,415,341	-11,209,040	4,968,793	17,686,990	10,893,290	6,477,950
Balance	-3,660,639	-13,744,299	-8,913,584	24,175,997	14,092,337	10,431,698
Special drawing rights:						
Total holdings	60,063	1,116,514	-252,122	2,725,228	3,781,679	3,841,742
SDR certificates issued to Federal Reserve Banks	-100,000	-1,318,000	-500,000	-1,800,000	-3,018,000	-3,118,000
Balance	-39,937	-201,486	-752,122	925,228	763,679	723,742
Gold tranche drawing rights:						
U.S. subscription to International Monetary Fund:						
Direct quota payments	8,810,156	8,810,156	8,810,156
Maintenance of value adjustments	-104,100	96,588	163,346	2,120,603	2,321,291	2,217,191
Other demand liabilities issued to IMF	37,000	-229,209	-2,564,984	-9,423,243	-9,689,453	-9,652,453
Receivable/Payable (-) for U.S. currency valuation adjustment	92,451	77,768	100,510	-208,178	-222,861	-130,411
Balance	25,350	-54,854	-2,301,128	1,299,338	1,219,134	1,244,484
Loans to International Monetary Fund	-1,875	198,637	-706,304	200,512	198,637
Other cash and monetary assets	331,399	2,001,109	3,053,332	5,690,273	7,359,982	7,691,382
Total cash and monetary assets	-3,345,702	-11,800,894	-9,619,806	32,090,836	23,635,644	20,289,942
Miscellaneous asset accounts	-324,586	-747,101	191,821	6,110,205	5,687,690	5,363,104
Total asset accounts	-3,670,288	-12,547,995	-9,427,985	38,201,041	29,323,334	25,653,046
Excess of liabilities (+) or assets (-)	+16,376,874	+67,738,679	+36,317,619	+631,706,378	+683,068,183	+699,445,057
Transactions not applied to current year's surplus or deficit (See Schedule A for details)	-1,315,314	-9,018,738	-6,292,992	-7,703,424	-9,018,738
Total budget financing [Financing of deficit (+) or disposition of surplus (-)]	+15,061,560	+58,719,942	+30,024,626	+631,706,378	+675,364,760	+690,426,320

See footnotes on page 3.

TABLE IV--SCHEDULE A--ANALYSIS OF CHANGE IN EXCESS OF LIABILITIES (In thousands)

Classification	This Month	Fiscal Year to Date	
		This Year	Prior Year
Excess of liabilities beginning of period: Based on composition of unified budget in preceding period. Adjustments during current fiscal year for changes in composition of unified budget	\$683,068,183	\$631,706,378	\$595,528,323
Excess of liabilities beginning of period (current basis).....	683,068,183	631,706,378	595,528,323
Budget surplus (-) or deficit: Based on composition of unified budget in prior fiscal year.	15,061,560	58,719,942	30,024,626
Budget surplus (-) or deficit (Table III)	15,061,560	58,719,942	30,024,626
Transactions not applied to current year's surplus or deficit:			
Seigniorage	-18,633	-597,028	-790,542
Increment on gold
Proceeds from currency
Profit on sale of gold	-926,747	-1,981,138
Net gain (-)/loss for U.S. currency valuation adjustment ..	11,650	-4,146	-94,872
Net gain (-)/loss for IMF loan valuation adjustment	-78,532
Off-budget Federal Agencies:			
Federal Financing Bank	1,214,488	11,758,591	10,969,789
Pension Benefit Guaranty Fund	-19,164	-10,448	-15,553
Postal Service	86,349	-1,502,330	-1,968,010
Rural electrification and telephone revolving fund	13,516	157,005	169,763
Rural Telephone Bank	27,107	143,841	82,087
Total--transactions not applied to current year's surplus or deficit.....	1,315,314	9,018,738	6,292,992
Excess of liabilities close of period	699,445,057	699,445,057	631,845,942

See footnotes on page 3.

TABLE IV--SCHEDULE B--AGENCY SECURITIES, ISSUED UNDER SPECIAL FINANCING AUTHORITIES (In thousands)

Classification	Net Transactions (-) denotes net reduction of liability accounts			Account Balances Current Fiscal Year		
	This Month	Fiscal Year to Date		Beginning of		Close of This Month
		This Year	Prior Year	This Year	This Month	
Agency securities, issued under special financing authorities:						
Obligations of the United States, issued by:						
Export-Import Bank	-\$27,213	-\$243,683	-\$1,203,556	\$933,456	\$716,986	\$689,773
Obligations guaranteed by the United States, issued by:						
Department of Defense:						
Family Housing Mortgages	-13,079	-106,156	-109,261	766,685	673,608	660,529
Department of Housing and Urban Development:						
Federal Housing Administration	-7,405	-34,794	-41,867	551,184	523,795	516,390
Department of Transportation:						
Coast Guard:						
Family Housing Mortgages	-38	-205	-197	1,423	1,256	1,218
Obligations not guaranteed by the United States, issued by:						
Department of Defense:						
Homeowners Assistance Mortgages	-12	-754	21	8	8
Department of Housing and Urban Development:						
Government National Mortgage Association	-35,000	-162,000	-162,000	3,004,000	2,877,000	2,842,000
Independent Agencies:						
Postal Services	250,000	250,000	250,000
Tennessee Valley Authority	-100,000	1,725,000	1,725,000	1,725,000
Total agency securities	-82,734	-546,851	-1,617,633	7,231,770	6,767,653	6,684,919

TABLE IV--SCHEDULE C (MEMORANDUM)--AGENCY BORROWING FINANCED THROUGH
ISSUE OF PUBLIC DEBT SECURITIES (In thousands)

Classification	Transactions			Account Balances Current Fiscal Year		
	This Month	Fiscal Year to Date		Beginning of		Close of this Month
		This Year	Comparable Prior Year	This Year	This Month	
Borrowing from the Treasury:						
Commodity Credit Corporation.....	-€95,674	\$315,736	\$2,798,474	\$13,926,516	\$14,337,926	\$14,242,252
D. C. Commissioners: Stadium sinking fund, Armory Board, D. C.	-832	-831	832
Export-Import Bank of United States.....	59,100	132,400	50,000	123,300	182,400
Federal Emergency Management Agency:						
National flood insurance fund.....	38,884	336,885	142,044	445,555	743,556	782,440
Federal Financing Bank	1,461,558	14,658,877	13,720,039	64,211,034	77,408,353	78,869,912
Federal Housing Administration:						
General insurance	16,000	16,000	2,156,655	2,156,655	2,172,655
Special risk insurance.....	66,000	66,000	1,812,166	1,812,166	1,878,166
General Services Administration:						
Pennsylvania Avenue Development Corporation.....	-841	12,662	33,938	33,097	33,097
Government National Mortgage Association:						
Emergency home purchase assistance fund	164,390	990,240	126,893	1,351,400	2,177,250	2,341,640
Management and liquidating functions	-10,000	-14,000	-21,000	14,000	10,000
Special assistance functions.....	260,166	639,116	102,055	4,221,417	4,600,367	4,860,533
International Communication Agency.....	22,114	22,114	22,114
Rural Electrification Administration.....	53,727	196,517	199,969	7,864,742	8,007,532	8,061,259
Rural Telephone Bank.....	26,832	114,028	52,977	394,868	482,064	508,896
Saint Lawrence Seaway Development Corporation.....	-2,000	-2,500	112,976	110,976	110,976
Secretary of Agriculture, Farmers Home Administration:						
Rural housing insurance fund.....	1,200,000	1,005,718	2,205,718	2,205,718
Agricultural credit insurance fund.....	1,074,000	1,850,000	1,850,000	1,850,000
Rural development insurance fund	60,000	75,000	515,000	575,000	575,000
Secretary of Education:						
College housing loans	-123,675	2,687,325	2,687,325	2,687,325
Secretary of Energy:						
Bonneville Power Administration	410,000	410,000	410,000
Secretary of Housing and Urban Development:						
Housing for the Elderly and Handicapped	70,000	630,000	370,000	520,170	1,080,170	1,150,170
New communities guaranty:						
Title IV.....	306	3,531	276	3,762	6,987	7,294
Title VII.....	10,582	39,375	28,421	240,849	269,642	280,224
Urban renewal fund	-50,000	-500,000	300,000	250,000	250,000
Secretary of the Interior:						
Bureau of Mines, helium fund	251,650	251,650	251,650
Secretary of Transportation:						
Rail Service Assistance	15	100	115	115
Regional Rail Reorganization.....	670	946	2,704	2,980	3,650
Smithsonian Institution:						
John F. Kennedy Center parking facilities	20,400	20,400	20,400
Tennessee Valley Authority.....	150,000	150,000	150,000
Veterans Administration:						
Veterans direct loan program	1,730,078	1,730,078	1,730,078
Total Borrowing from the Treasury	2,122,541	19,331,993	18,054,804	106,305,969	123,515,421	125,637,964
Borrowing from the Federal Financing Bank:						
Export-Import Bank of the United States	1,604,990	1,278,000	7,952,887	9,557,877	9,557,877
National Credit Union Administration	17,100	77,682	60,582	77,682
Postal Service.....	-67,000	-162,000	1,587,000	1,520,000	1,520,000
Tennessee Valley Authority.....	225,000	1,450,000	1,080,000	7,125,000	8,350,000	8,575,000
Total Borrowing from the Federal Financing Bank	242,100	3,065,672	2,196,000	16,664,887	19,488,459	19,730,559
Total Agency Borrowing financed through Issues of Public Debt Securities	2,364,641	22,397,665	20,250,804	122,970,856	143,003,880	145,368,523

Note: Includes only amounts loaned to Federal Agencies in lieu of Agency Debt issuance and excludes Federal Financing Bank purchase of loans made or guaranteed by Federal Agencies. The Federal Financing Bank borrows from Treasury and issues its own securities and in turn may loan these funds to Agencies in lieu of Agencies borrowing directly through Treasury or issuing their own securities.

R = Revised

**TABLE IV--SCHEDULE D--INVESTMENTS OF GOVERNMENT ACCOUNTS
IN FEDERAL SECURITIES (In thousands)**

Classification	Net Purchases or Sales (-)			Securities Held as Investments Current Fiscal Year		
	This Month	Fiscal Year to Date		Beginning of		Close of This Month
		This Year	Prior Year	This Year	This Month	
Federal Funds:						
Department of Agriculture:						
Agency securities.....	-\$6,000	-\$6,000	\$17,215	\$11,215	\$11,215
Department of Commerce.....	\$1,945	33,445	25,025	104,021	135,521	137,466
Department of Housing and Urban Development:						
Federal Housing Administration:						
Federal housing administration fund:						
Public debt securities.....	-14,744	42,801	39,224	1,992,302	2,049,847	2,035,103
Agency securities.....	-5,071	-8,720	-3,682	187,263	183,613	178,542
Government National Mortgage Association:						
Emergency mortgage purchase assistance:						
Agency securities.....	2,979	1,828	4,570	7,549	7,549
Special assistance function fund:						
Public debt securities.....	650	650	650
Agency securities.....	-1,431	-8,015	-8,288	96,613	90,029	88,598
Management and liquidating functions fund:						
Agency securities.....	-268	-2,677	-4,125	28,592	26,183	25,915
Guarantees of Mortgage-Backed Securities:						
Public debt securities.....	5,500	40,758	42,634	121,889	157,147	162,647
Agency securities.....	18,628	2,727	38,208	56,837	56,837
Participation sales fund:						
Public debt securities.....	-32,615	5,774	59,304	1,379,173	1,417,562	1,384,947
Agency securities.....	12,380	12,380	12,380
Housing Management:						
Community disposal operations fund:						
Agency securities.....	388	388	388
Department of Interior.....	1,517,720	1,517,720	1,517,720
Department of Transportation.....	1,147	9,922	1,470	18,800	27,576	28,722
Department of the Treasury.....	-14,170	-194,203	1,508,510	4,266,116	4,086,083	4,071,913
Veterans Administration:						
Veterans reopened insurance fund.....	-2	19,357	28,358	437,950	457,309	457,307
Independent Agencies:						
Export-Import Bank of the United States.....	67,700
Federal Emergency Management Agency:						
National insurance development fund.....	-19,671	20,000	62,037	42,366	42,366
Federal Savings and Loan Insurance Corporation:						
Public debt securities.....	-10,900	-460,023	377,788	5,482,967	5,033,844	5,022,944
Agency securities.....	-300	-7,760	78,215	77,915	77,915
National Credit Union Administration.....	-5,614	19,124	23,360	128,284	153,022	147,408
Other.....	3,881	70,955	56,340	444,130	511,204	515,085
Total public debt securities.....	-65,572	1,088,609	2,249,713	14,437,669	15,589,850	15,524,278
Total agency securities.....	-6,771	-4,105	-25,300	463,443	466,109	459,338
Total Federal funds.....	-72,343	1,082,504	2,224,413	14,901,112	16,055,959	15,983,616
Trust Funds:						
Legislative Branch:						
United States Tax Court.....	50	65	716	766	766
Library of Congress.....	105	80	1,595	1,700	1,700
The Judiciary:						
Judicial Survivors Annuity Fund.....	425	5,663	5,501	51,145	56,383	56,808
Department of Agriculture.....	900	-1,345	150	1,050	1,050
Department of Commerce.....	-5	-25	35	30	30
Department of Defense.....	-72	-241	-22	3,224	3,055	2,983
Department of Health and Human Services:						
Federal old-age and survivors insurance trust fund:						
Public debt securities.....	-3,558,806	-3,367,714	-4,520,100	26,773,347	26,962,439	23,405,633
Agency securities.....	555,000	555,000	555,000
Federal disability insurance trust fund.....	-308,261	1,630,317	849,299	5,582,621	7,521,199	7,212,838
Federal hospital insurance trust fund:						
Public debt securities.....	-485,373	1,096,138	587,962	13,113,539	14,695,050	14,209,677
Agency securities.....	50,000	50,000	50,000
Federal supplementary medical insurance trust fund.....	29,428	-255,394	958,300	4,974,022	4,689,200	4,718,628
Other.....	118	2,201	834	2,620	4,703	4,821

TABLE IV--SCHEDULE D--INVESTMENTS OF GOVERNMENT ACCOUNTS
IN FEDERAL SECURITIES (In thousand)--Continued

Classification	Net Purchases or Sales (-)			Securities Held as Investments Current Fiscal Year		
	This Month	Fiscal Year to Date		Beginning of		Close of This Month
		This Year	Prior Year	This Year	This Month	
Trust Funds--Continued						
Department of the Interior.....	\$90,915	\$186,412	\$30,690	\$11,601	\$107,097	\$198,012
Department of Labor:						
Unemployment trust fund.....	-457,841	-842,574	3,153,324	13,793,113	13,408,380	12,950,539
Other.....	274	4,106	4,380	4,380
Department of State:						
Foreign service retirement and disability fund.....	-5,322	36,790	47,315	492,628	534,740	529,418
Other.....	95	95	10	1,140	1,140	1,235
Department of Transportation:						
Airport and airway trust fund.....	76,668	1,218,171	717,776	4,377,426	5,518,929	5,595,597
Highway trust fund.....	-117,335	-625,860	1,173,031	12,468,657	11,960,132	11,842,797
Other.....	10	20	30	30
Department of the Treasury.....	15,650	-9,650	-1,495	64,825	39,525	55,175
Veterans Administration:						
Government life insurance fund.....	-4,976	-27,370	-23,692	462,557	440,163	435,187
National service life insurance fund:						
Public debt securities.....	-30,852	161,603	248,520	7,824,952	8,017,407	7,986,555
Agency securities.....	135,000	135,000	135,000
Veterans special life insurance fund.....	802	41,996	37,825	621,135	662,329	663,131
General Post Fund National Homes.....	-140	381	470	2,365	2,886	2,746
Independent Agencies:						
Federal Deposit Insurance Corporation.....	-26,176	745,678	1,011,319	9,252,006	10,023,860	9,997,684
General Services Administration.....	-1,086	690	4,510	3,424	3,424
Harry S. Truman Memorial Scholarship Trust Fund....	-185	1,635	1,715	34,854	36,674	36,489
Japan-United States Friendship Commission.....	360	-669	18,655	19,015	19,015
Office of Personnel Management:						
Civil service retirement and disability fund:						
Public debt securities.....	-691,093	-1,227,757	-623,846	63,734,226	63,197,562	62,506,469
Agency securities.....	275,000	275,000	275,000
Employees health benefits fund.....	23,625	14,437	2,295	590,095	580,907	604,532
Employees life insurance fund.....	9,681	282,840	224,700	3,315,132	3,588,291	3,597,972
Retired employees health benefits fund.....	-1,265	-4,290	3,079	1,814	1,814
Railroad Retirement Board.....	-392,378	-152,502	100,034	3,054,496	3,294,372	2,901,994
Total public debt securities.....	-5,829,403	-1,085,362	3,976,270	170,634,591	175,378,632	169,549,229
Total agency securities.....	1,015,000	1,015,000	1,015,000
Total trust funds.....	-5,829,403	-1,085,362	3,976,270	171,649,591	176,393,632	170,564,229
Off-budget Federal agencies:						
Federal Financing Bank.....	7,675	-162,160	85,835	226,300	56,465	64,140
Pension Benefit Guaranty Corporation.....	12,700	3,850	8,025	141,925	133,075	145,775
Postal Service.....	130,200	1,633,900	1,897,216	2,238,716	3,742,416	3,872,616
Rural electrification and telephone revolving fund.....	-739	-120	3,891	3,152	3,152
Total public debt securities.....	150,575	1,474,851	1,990,956	2,610,832	3,935,108	4,085,683
Total Off-budget Federal agencies.....	150,575	1,474,851	1,990,956	2,610,832	3,935,108	4,085,683
Grand Total.....	-5,751,171	1,471,993	8,191,639	189,161,534	196,384,698	190,633,527

Note: Investments are in Public Debt Securities unless otherwise noted.

TABLE V--COMPARATIVE STATEMENT OF BUDGET RECEIPTS AND OUTLAYS
BY MONTHS OF CURRENT FISCAL YEAR (In millions)

Classification	Oct.	Nov.	Dec.	Jan.	Feb.	March	April	May	June	July	Aug.	Sept.	Fiscal Year To Date	Com-parable Period Prior F. Y.
NET RECEIPTS														
Individual income taxes	\$18,682	\$18,972	\$20,192	\$26,856	\$15,522	\$9,056	\$31,488	\$9,275	\$27,791	\$19,773			\$197,607	\$177,285
Corporation income taxes	1,476	1,160	10,206	2,237	1,420	9,508	9,171	1,230	15,804	2,136			54,348	54,676
Social insurance taxes and contributions:														
Employment taxes and contributions	8,013	12,259	7,963	9,526	14,824	10,747	13,667	15,752	10,097	8,466			111,313	96,187
Unemployment insurance	840	1,650	204	675	1,490	208	1,646	4,495	177	1,229			12,615	12,386
Contributions for other insurance and retirement ...	530	524	507	574	543	544	573	540	519	558			5,413	5,046
Excise taxes	1,547	1,653	1,658	1,448	1,378	1,289	2,269	2,502	2,502	2,662			18,908	15,587
Estate and gift taxes	526	518	425	509	506	494	459	623	502	623			5,184	4,443
Customs duties	646	605	595	611	519	584	559	557	611	663			5,951	6,191
Miscellaneous receipts	838	977	866	992	1,661	920	1,265	1,098	1,052	1,240			10,909	7,500
Total--receipts this year	33,099	38,320	42,617	43,429	37,862	33,351	61,097	36,071	59,055	37,348			422,247
Total--receipts prior year ...	28,745	33,227	37,477	38,364	32,639	31,144	52,238	38,287	53,910	33,268			379,300
NET OUTLAYS														
Legislative Branch	89	97	105	111	92	91	113	92	89	108			988	903
The Judiciary	56	37	38	68	38	40	39	57	50	60			484	391
Executive Office of the President	7	6	9	7	9	11	7	7	7	11			81	67
Funds Appropriated to the President:														
International security assistance	706	862	442	391	447	167	-24	118	-369	667			3,407	316
International development assistance	97	93	44	136	117	268	228	59	157	404			1,605	1,267
Other	84	-98	-15	1,141	65	52	50	80	54	104			1,516	287
Department of Agriculture:														
Foreign assistance, special export programs and Commodity Credit Corporation	404	727	790	1,561	74	68	468	261	127	-127			4,352	4,905
Other	1,307	1,143	2,080	2,225	1,981	1,664	1,433	1,828	2,505	1,322			17,489	13,914
Department of Commerce	346	265	268	269	265	308	364	421	340	363			3,209	3,536
Department of Defense:														
Military:														
Department of the Army	2,591	2,655	2,551	2,598	2,716	2,793	2,874	2,646	3,039	2,769			27,233	23,972
Department of the Navy	3,111	3,191	3,428	3,581	3,468	3,521	3,696	3,762	3,589	3,895			35,241	31,251
Department of Air Force	2,859	3,181	2,853	3,331	3,223	3,622	3,230	3,467	3,419	3,203			32,389	26,691
Defense agencies	1,619	1,536	1,510	1,445	1,533	1,524	1,557	1,398	1,536	1,572			15,230	13,200
Total Military	10,180	10,563	10,343	10,955	10,940	11,460	11,357	11,273	11,582	11,439			110,093	95,114
Civil	348	300	278	252	218	232	239	246	268	282			2,663	2,240
Department of Education	752	1,015	934	1,235	904	1,298	1,367	1,164	1,143	828			10,635	9,041
Department of Energy	496	791	793	-578	520	432	639	619	748	551			5,011	6,464
Department of Health and Human Services:														
Human Development Services	521	494	523	590	502	454	482	392	375	401			4,735	4,680
Health Care Financing Administration:														
Grants to States for Medicaid	1,211	1,077	1,158	1,354	1,136	953	1,227	1,218	1,123	1,167			11,624	10,060
Federal Hospital Ins. Trust Fund	1,875	1,836	1,759	2,025	1,854	2,211	2,129	2,203	2,089	2,116			20,097	16,863
Federal Supp. Med. Ins. Trust Fund	877	829	827	869	910	788	902	895	884	971			8,752	7,228
Other	429	567	703	577	553	1,305	591	548	567	662			6,502	6,665
Social Security Adm.:														
Assis. Pmts. Program	585	564	611	721	601	492	601	604	604	615			5,996	5,432
Federal Old-Age and Survivors Insurance Trust Fund	8,085	8,082	8,085	8,100	8,214	8,226	8,247	8,207	9,656	9,399			84,301	74,186
Federal Disability Ins. Trust Fund	1,200	1,226	1,221	1,226	1,255	1,249	1,247	1,245	1,235	1,362			12,467	11,449
Other	651	1,002	1,426	102	1,079	171	630	1,147	89	705			7,063	6,138
Other	166	60	-743	90	35	-577	188	-14	-1,254	57			-1,991	-2,927

BY MONTHS OF CURRENT FISCAL YEAR (In millions)--Continued

Classification	Oct.	Nov.	Dec.	Jan.	Feb.	March	April	May	June	July	Aug.	Sept.	Fiscal Year To Date	Com-parable Period Prior F. Y.
OUTLAYS--Continued														
Department of Housing and Urban Development	\$1,199	\$1,548	\$363	\$1,234	\$579	\$1,113	\$1,397	\$889	\$1,110	\$1,456			\$10,889	\$7,411
Department of the Interior.....	333	437	328	385	303	318	360	437	366	237			3,564	3,554
Department of Justice.....	255	229	190	232	199	205	262	234	202	231			2,240	2,116
Department of Labor:														
Unemployment trust fund.....	736	834	1,001	1,473	1,412	1,451	1,442	1,391	1,768	1,664			13,173	9,196
Other.....	965	862	1,068	645	1,046	1,030	1,044	1,074	786	1,831			10,351	9,359
Department of State.....	255	138	139	108	186	154	186	185	86	233			1,672	1,078
Department of Transportation:														
Highway trust fund	986	762	794	733	512	484	543	594	866	835			7,109	5,446
Other	760	786	913	1,053	651	841	990	705	806	906			8,409	7,059
Department of the Treasury:														
Interest on the public debt.....	4,653	5,330	9,804	5,125	5,475	5,427	5,764	5,837	10,678	5,485			63,578	50,806
General revenue sharing	1,715	1	(**)	1,690	9	1	1,703	(**)	(**)	1,709			6,828	6,847
Other	-132	-286	-1,045	-1,651	-131	250	117	91	-778	-378			-3,945	-1,656
Environmental Protection Agency.....	521	452	483	479	427	419	482	474	445	485			4,667	3,915
National Aeronautics and Space Administration.....	384	415	328	417	408	416	398	397	452	423			4,038	3,388
Veterans Administration:														
Compensation and pensions....	889	1,719	1,028	56	1,801	67	943	1,792	61	929			9,286	8,656
National service life.....	36	24	29	49	28	52	79	50	23	48			419	283
Government service life.....	6	4	5	7	4	6	8	7	4	9			61	58
Other	875	951	715	688	939	618	973	943	542	727			7,969	7,736
Independent agencies:														
General Services Admin.	-166	50	78	-115	56	153	-169	53	144	-170			-86	-24
Office of Personnel Management.....	1,223	1,174	1,293	1,184	1,127	1,220	1,298	1,273	1,365	1,327			12,484	10,536
Postal Service	1,677												1,677	1,785
Small Business Administration .	93	357	4	476	171	111	79	149	66	72			1,578	1,305
Tennessee Valley Authority....	-209	208	153	206	207	97	187	196	191	266			1,503	1,481
Other ind. agencies.....	1,002	775	1,224	1,254	935	1,481	1,221	1,600	1,353	1,212			12,056	6,932
Undistributed offsetting receipts:														
Federal employer contributions to retirement fund.....	-470	-400	-388	-359	-401	-512	-418	-390	-453	-417			-4,208	-3,746
Interest credited to certain accounts.....	-114	-531	-4,916	-10	-210	-132	-179	-274	-5,280	-19			-11,665	-9,885
Rents and Royalties on Outer Continental Shelf Lands	-199	-535	-1,258	-798	-334	-70	-57	-181	-171	-157			-3,760	-2,531
Total outlays--this year.....	47,807	46,841	44,010	47,988	47,208	46,566	51,237	50,198	46,702	52,409			480,967
<i>Total outlays--prior year</i>	<i>42,745</i>	<i>39,188</i>	<i>41,510</i>	<i>40,870</i>	<i>37,739</i>	<i>43,725</i>	<i>40,760</i>	<i>41,618</i>	<i>40,687</i>	<i>40,482</i>			<i>409,324</i>
Surplus (+) or deficit (-) this year	-14,708	-8,522	-1,393	-4,559	-9,346	-13,215	+9,860	-14,127	+12,353	-15,062			-58,720
<i>Surplus (+) or deficit (-) prior year</i>	<i>-13,999</i>	<i>-5,961</i>	<i>-4,032</i>	<i>-2,506</i>	<i>-5,100</i>	<i>-12,581</i>	<i>+11,478</i>	<i>-3,331</i>	<i>+13,223</i>	<i>-7,214</i>			<i>-30,024</i>

See footnotes on page 3.

30 TABLE VI--TRUST FUND IMPACT ON BUDGET RESULTS AND INVESTMENT HOLDINGS (In millions)

Classification	Current Month			Fiscal Year to Date			Securities held as Investments Current Fiscal Year		
	Receipts	Outlays	Excess	Receipts	Outlays	Excess	Beginning of		Close of This Month
							This Year	This Month	
Trust receipts, outlays, and investments held:									
Airport and airway	\$156	\$82	\$74	\$1,558	\$330	\$1,228	\$4,377	\$5,519	\$5,596
Black lung disability trust fund	18	164	-146	225	370	-145
Federal Deposit Insurance Corp.	27	-27	-743	743	9,252	10,024	9,998
Federal disability insurance	1,100	1,345	-245	13,411	11,772	1,639	5,583	7,521	7,213
Federal employees life and health benefits.....	-30	30	-248	248	3,908	4,171	4,204
Federal employees retirement	303	999	-696	3,018	4,223	-1,205	64,502	64,013	63,317
Federal hospital insurance.....	1,552	2,091	-539	18,746	17,970	776	13,164	14,745	14,260
Federal old-age and survivors insurance.....	5,787	9,291	-3,504	77,468	81,200	-3,731	27,328	27,517	23,961
Federal supplementary medical insurance.....	255	309	-54	2,394	2,795	-400	4,974	4,689	4,719
General Revenue Sharing	1,709	-1,709	6,855	6,828	27
Highway	546	852	-306	5,626	6,278	-652	12,469	11,960	11,843
Military assistance advances	393	-393	894	-894
Railroad retirement.....	27	417	-391	1,688	1,836	-147	3,054	3,294	2,902
Unemployment	1,229	1,688	-459	12,615	12,339	275	13,793	13,408	12,951
Veterans life insurance.....	57	-57	-179	179	9,044	9,255	9,220
All other trust	3	-193	196	53	-284	337	201	274	381
Trust fund receipts and outlays on the basis of Table III and investments held from Table IV - D	10,976	19,200	-8,224	143,658	145,380	-1,722	171,650	176,394	170,564
Interfund receipts offset against trust fund outlays.....	1,252	1,252	23,877	23,877			
Total trust fund receipts and outlays	12,228	20,452	-8,224	167,535	169,257	-1,722			
Federal fund receipts and outlays on the basis of Table III	26,372	33,209	-6,838	285,444	342,443	-56,998			
Interfund receipts offset against Federal fund outlays	10	10	377	377			
Total Federal fund receipts and outlays	26,382	33,219	-6,838	285,821	342,820	-56,998			
Total interfund receipts and outlays...	-1,262	-1,262	-31,109	-31,109			
Net budget receipts and outlays	37,348	52,409	-15,062	422,247	480,967	-58,720			

Note: Interfund receipts and outlays are transactions between Federal funds and trust funds, such as, Federal payments and contributions, Federal employer contributions, and interest and profits on investments in Federal securities. They have no net effect on overall budget receipts and outlays since the receipt side of such transactions is offset against budget outlays. In this table, interfund receipts are shown as an adjustment to arrive at total receipts and outlays of trust funds and Federal funds respectively. Included in total interfund receipts and outlays are \$6,855 million in Federal funds transferred to trust funds for general revenue sharing.

Classification	Budget Receipts and Outlays		
	This Month	Fiscal Year To Date	Comparable Period Prior Fiscal Year
NET RECEIPTS			
Individual income taxes.....	\$19,772,553	\$197,606,503	\$177,284,717
Corporation income taxes.....	2,135,977	54,348,234	54,675,944
Social insurance taxes and contributions:			
Employment taxes and contributions.....	8,465,653	111,313,402	96,187,298
Unemployment insurance.....	1,229,234	12,614,551	12,385,524
Contributions for other insurance and retirement.....	557,620	5,412,602	5,045,899
Excise taxes.....	2,661,552	18,907,726	15,586,990
Estate and gift taxes.....	622,783	5,183,798	4,442,726
Customs.....	662,637	5,951,329	6,190,685
Miscellaneous receipts.....	1,239,647	10,909,128	7,499,870
Total.....	37,347,656	422,247,272	379,299,653
NET OUTLAYS			
National defense.....	11,666,178	112,545,713	95,927,538
International affairs.....	1,445,365	9,398,743	3,728,185
General science, space, and technology.....	503,129	5,052,126	4,079,314
Energy.....	618,701	5,064,225	7,384,454
Natural resources and environment.....	1,316,112	11,552,710	10,254,296
Agriculture.....	-247,358	5,265,965	6,653,479
Commerce and housing credit.....	781,275	7,474,826	2,568,660
Transportation.....	1,947,910	16,984,903	13,725,888
Community and regional development.....	593,101	8,112,422	7,798,922
Education, training, employment and social services.....	2,434,907	26,242,454	23,573,362
Health.....	5,042,543	47,984,695	40,872,655
Income security.....	17,940,641	156,673,958	132,291,357
Veterans benefits and services.....	1,715,185	17,761,014	16,757,603
Administration of justice.....	399,584	3,850,100	3,459,870
General government.....	413,184	3,808,494	3,886,109
General purpose fiscal assistance.....	1,829,878	8,072,083	7,948,979
Interest.....	4,602,410	54,756,249	44,575,047
Undistributed offsetting receipts.....	-593,529	-19,633,467	-16,161,438
Total.....	52,409,216	480,967,214	409,324,279

For sale by the Superintendent of Documents, U. S. Government Printing Office, Washington, D. C. 20402
Subscription price \$62.20 per year (domestic), \$15.55 per year additional (foreign mailing), includes all issues of Daily Treasury Statements, the Monthly Statement of the Public Debt of the United States and the Monthly Treasury Statement of Receipts and Outlays of the U. S. Government. No single copies are sold.

I
C
R

I
T
E
R

D
D
D
D
D
D
D
D
D
D
D
D
D
D
D
D
D

E
N
V
O
A
U

Su
—
Se
So



003308

Monthly Treasury Statement of Receipts and Outlays of the United States Government

for period from October 1, 1979 through August 31, 1980

TABLE I--TOTALS OF BUDGET RESULTS AND FINANCING (In millions)

Period	Budget Receipts and Outlays			Means of Financing			Total Budget Financing
	Net Receipts	Net Outlays	Budget Surplus (+) or Deficit (-)	TREASURY DEPARTMENT By Borrowing from the Public	By Issuance of Cash and Monetary Assets Increase (-)	By Other Means	
Current month (August 1980).....	\$44,259	\$50,755	-\$6,496	\$11,111	-\$2,464	-\$2,151	\$6,496
Actual 1980 (eleven months).....	466,506	531,722	-65,216	64,255	9,337	-8,376	65,216
Comparative data:							
Actual 1979 (eleven months).....	418,653	464,064	-45,412	29,391	16,154	-134	45,412
Actual 1979 (full year).....	465,940	493,221	-27,281	33,641	-408	-5,951	27,281
Estimated 1980 ²	517,892	578,774	-60,882	64,700	10,103	-13,921	60,882
Estimated 1981 ²	604,026	633,791	-29,766	50,800	-21,034	29,766

TABLE II--SUMMARY OF BUDGET RECEIPTS AND OUTLAYS (In millions)

Classification	Actual This Month	Actual This Fiscal Year to Date	Actual Comparable Prior Period	Budget Estimates Full Fiscal Year ²
NET RECEIPTS				
Individual income taxes.....	\$19,527	\$217,133	\$194,499	\$240,713
Corporation income taxes.....	1,367	55,716	56,043	65,481
Social insurance taxes and contributions:				
Employment taxes and contributions.....	15,512	126,826	109,764	138,325
Unemployment insurance.....	2,423	15,037	15,232	15,463
Contributions for other insurance and retirement.....	612	6,024	5,786	6,724
Excise taxes.....	2,687	21,595	17,085	25,379
Estate and gift taxes.....	595	5,779	4,976	6,100
Customs duties.....	617	6,569	6,879	7,050
Miscellaneous receipts.....	918	11,827	8,387	12,657
Total.....	44,259	466,506	418,653	517,892
NET OUTLAYS				
Legislative Branch.....	95	1,083	1,001	1,311
The Judiciary.....	38	522	446	597
Executive Office of the President.....	8	89	75	100
Funds Appropriated to the President:				
International security assistance.....	506	3,913	627	3,874
International development assistance.....	94	1,699	1,392	1,716
Other.....	102	1,618	256	1,987
Department of Agriculture.....	1,374	23,215	19,731	25,727
Department of Commerce.....	283	3,492	3,794	3,768
Department of Defense - Military.....	11,402	121,495	105,659	132,600
Department of Defense - Civil.....	271	2,934	2,543	3,453
Department of Education.....	1,164	11,798	9,957	12,454
Department of Energy.....	717	5,727	7,203	6,549
Department of Health and Human Services.....	17,992	177,538	164,805	194,119
Department of Housing and Urban Development.....	961	11,850	8,403	12,551
Department of the Interior.....	332	3,896	3,638	4,005
Department of Justice.....	188	2,428	2,331	2,688
Department of Labor.....	2,887	26,411	20,795	29,593
Department of State.....	137	1,809	1,426	1,920
Department of Transportation.....	1,589	17,107	14,023	18,573
Department of the Treasury:				
General revenue sharing.....	6,828	6,847	6,863
Interest on the public debt.....	5,585	69,163	55,477	74,800
Other.....	-421	-4,365	-1,282	-5,185
Environmental Protection Agency.....	462	5,129	4,375	5,662
National Aeronautics and Space Administration.....	456	4,494	3,801	4,851
Veterans Administration.....	2,655	20,391	19,290	20,838
Other independent agencies.....	2,740	31,953	24,293	35,256
Allowances, undistributed.....	-22
Undistributed offsetting receipts:				
Federal employer contributions to retirement funds.....	-474	-4,682	-4,311	-5,916
Interest on certain Government accounts.....	-209	-11,874	-9,855	-11,359
Rents and royalties on the Outer Continental Shelf lands.....	-178	-3,937	-2,676	-4,600
Total.....	50,755	531,722	464,064	578,774
Surplus (+) or deficit (-).....	-6,496	-65,216	-45,412	-60,882

See footnotes on page 3.

Source: Bureau of Government Financial Operations, Department of the Treasury.

TABLE III--BUDGET RECEIPTS AND OUTLAYS--Continued (In thousands)

Classification of Receipts	This Month			Current Fiscal Year to Date			Comparable Period Prior Fiscal Year		
	Gross Receipts	Refunds (Deduct)	Net Receipts	Gross Receipts	Refunds (Deduct)	Net Receipts	Gross Receipts	Refunds (Deduct)	Net Receipts
Individual income taxes:									
Withheld.....	\$19,219,897			\$205,031,462			\$179,101,481		
Presidential Election Campaign Fund.....	409			38,596			35,775		
Other.....	1,102,640			55,113,734			48,865,759		
Total--Individual income taxes.....	20,322,946	\$796,071	\$19,526,875	260,183,792	\$43,050,415	\$217,133,378	228,003,014	\$33,503,518	\$194,499,496
Corporation income taxes.....	1,847,945	480,551	1,367,394	62,848,774	7,133,146	55,715,628	61,351,681	5,308,219	56,043,462
Social insurance taxes and contributions:									
Employment taxes and contributions:									
Federal old-age and survivors ins. trust fund:									
Federal Insurance Contributions Act taxes.....	7,569,000	7,569,000	74,401,098	357,505	74,043,593	64,624,444	449,013	64,175,431
Self-Employment Contributions Act taxes.....	3,938,197	3,938,197	3,422,877	3,422,877
Deposits by States.....	4,360,835	4,360,835	11,416,216	11,416,216	9,545,749	9,545,749
Total--FOASI trust fund.....	11,929,835	11,929,835	89,755,510	357,505	89,398,005	77,593,070	449,013	77,144,057
Federal disability insurance trust fund:									
Federal Insurance Contributions Act taxes.....	1,311,000	1,311,000	12,882,885	62,545	12,820,340	11,321,398	82,032	11,239,366
Self-Employment Contributions Act taxes.....	679,913	679,913	617,625	617,625
Deposits by States.....	10,325	10,325	1,231,832	1,231,832	1,107,973	1,107,973
Total--FDI trust fund.....	1,321,325	1,321,325	14,794,630	62,545	14,732,085	13,046,996	82,032	12,964,964
Federal hospital insurance trust fund:									
Federal Insurance Contributions Act taxes.....	1,835,000	1,835,000	18,037,317	87,240	17,950,077	15,551,332	105,390	15,445,942
Self-Employment Contributions Act taxes.....	685,972	685,972	575,796	575,796
Receipts from railroad retirement account.....	221,800	221,800	175,600	175,600
Deposits by States.....	14,455	14,455	1,724,565	1,724,565	1,475,884	1,475,884
Premiums collected for uninsured individuals.....	2,329	2,329	15,574	15,574	15,586	15,586
Total--FHI trust fund.....	1,851,783	1,851,783	20,685,228	87,240	20,597,988	17,794,199	105,390	17,688,809
Railroad retirement accounts:									
Railroad Retirement Act taxes.....	409,420	151	409,269	2,098,732	1,197	2,097,535	1,967,044	424	1,966,621
Total--Employment taxes and contributions.....	15,512,363	151	15,512,212	127,334,100	508,487	126,825,614	110,401,309	636,859	109,764,451
Unemployment insurance:									
Unemployment trust fund:									
State taxes deposited in Treasury.....	1,985,179	1,985,179	11,666,149	11,666,149	12,183,510	12,183,510
Federal Unemployment Tax Act taxes.....	437,000	2,532	434,468	3,290,000	60,034	3,229,966	2,936,000	49,047	2,886,953
Railroad Unemployment Ins. Act Contributions.....	2,916	2,916	140,999	140,999	161,876	161,876
Total--Unemployment trust fund.....	2,425,095	2,532	2,422,563	15,097,148	60,034	15,037,114	15,281,387	49,047	15,232,340
Contributions for other insurance and retirement:									
Federal supplementary medical ins. trust fund:									
Premiums collected for the aged.....	237,933	237,933	2,393,287	2,393,287	2,339,324	2,339,324
Premiums collected for the disabled.....	26,785	26,785	265,770	265,770	262,281	262,281
Total--FSMI trust fund.....	264,718	264,718	2,659,057	2,659,057	2,601,605	2,601,605
Federal employees retirement contributions:									
Civil service retirement and disability fund.....	333,622	333,622	3,283,120	3,283,120	3,104,281	3,104,281
Foreign service retirement and disability fund.....	1,792	1,792	20,008	20,008	19,032	19,032
Other.....	144	144	1,700	1,700	1,473	1,473
Total--Federal employees retirement contributions.....	335,558	335,558	3,304,828	3,304,828	3,124,786	3,124,786

TABLE III--BUDGET RECEIPTS AND OUTLAYS--Continued (In thousands)

Classification of Receipts--Continued	This Month			Current Fiscal Year to Date			Comparable Period Prior Fiscal Year		
	Gross Receipts	Refunds (Deduct)	Net Receipts	Gross Receipts	Refunds (Deduct)	Net Receipts	Gross Receipts	Refunds (Deduct)	Net Receipts
Social insurance taxes and contributions--Continued									
Contributions for other insurance and retirement--Continued									
Other retirement contributions:									
Civil service retirement and disability fund.....	\$11,439	\$11,439	\$60,432	\$60,432	\$59,566	\$59,566
Total--Contributions for other insurance and retirement	611,715	611,715	6,024,317	6,024,317	5,785,957	5,785,957
Total--Social insurance taxes and contributions	18,549,173	\$2,682	18,546,491	148,455,566	\$568,521	147,887,045	131,468,653	\$685,906	130,782,747
Excise taxes:									
Miscellaneous excise taxes ⁴	2,040,216	10,943	2,029,273	13,662,328	134,585	13,527,743	9,017,065	149,974	8,867,091
Airport and airway trust fund.....	155,825	520	155,305	1,716,154	2,678	1,713,476	1,394,123	1,866	1,392,257
Highway trust fund	475,012	740	474,272	6,241,594	141,568	6,100,026	6,755,235	133,422	6,621,812
Black lung disability trust fund	28,131	28,131	253,462	253,462	203,414	203,414
Total--Excise taxes.....	2,699,184	12,203	2,686,981	21,873,539	278,832	21,594,707	17,369,838	285,262	17,084,576
Estate and gift taxes	603,185	8,020	595,164	5,875,982	97,019	5,778,962	5,073,622	97,157	4,976,466
Customs duties	651,958	34,600	617,357	6,842,290	273,603	6,568,686	7,056,679	177,407	6,879,272
Miscellaneous receipts:									
Deposits of earnings by Federal Reserve Banks	865,476	865,476	10,911,863	10,911,863	7,526,248	7,526,248
All other.....	55,777	2,974	52,803	968,197	52,652	915,545	862,177	1,816	860,361
Total--Miscellaneous receipts	921,253	2,974	918,279	11,880,060	52,652	11,827,407	8,388,425	1,816	8,386,609
Total--Budget receipts	45,595,644	1,337,102	44,258,542	517,960,003	51,454,188	466,505,814	458,711,912	40,059,285	418,652,627

Note: Throughout this statement, details may not add to totals due to rounding.

FOOTNOTES

¹The Joint Treasury-Office of Management and Budget Press Statement released with the September 1979 Monthly Treasury Statement adjusted this total to include administrative expenses and interest receipts of the Exchange Stabilization Fund. The total in the press release is \$27.7 billion for the deficit.

²Based on the FY 1980 Mid-Session Review, released on July 21, 1980.

³The Department of Education and the Department of Health and Human Services, which became effective May 4, 1980, were created as part of President Carter's reorganization of the Department of Health, Education, and Welfare.

⁴Includes amounts received for windfall profit tax beginning in April 1980 pursuant to P.L. 96-223.

⁵Postal Service reporting is on a full calendar month basis and is partially estimated. Data from August 9 to August 31 is derived from the Postal Service consolidated accelerated reporting system.

*Less than \$500.00

**Less than \$500,000.00

TABLE III--BUDGET RECEIPTS AND OUTLAYS--Continued (In thousands)

Classification of OUTLAYS	This Month			Current Fiscal Year			Comparable Period Prior Fiscal Year		
	Outlays	Applicable Receipts	Net Outlays	Outlays	Applicable Receipts	Net Outlays	Outlays	Applicable Receipts	Net Outlays
Legislative Branch:									
Senate	\$15,929	\$15,929	\$168,718	\$168,718	\$155,289	\$155,289
House of Representatives	28,667	\$6	28,661	298,356	\$85	298,272	277,406	\$84	277,322
Joint Items	602	602	55,171	55,171	45,275	45,275
Congressional Budget Office.....	958	958	11,023	11,023	9,070	9,070
Architect of the Capitol.....	10,112	10,112	82,009	82,009	85,809	85,809
Library of Congress.....	13,947	13,947	173,763	173,763	149,736	149,736
Government Printing Office:									
Revolving fund (net)	1,861	1,861	-21,684	-21,684	747	747
General and Special fund appropriations	6,106	6,106	114,680	114,680	100,161	100,161
General Accounting Office.....	14,695	14,695	177,224	177,224	165,762	165,762
United States Tax Court.....	735	735	9,109	9,109	8,302	8,302
Other Legislative Branch Agencies.....	1,783	1,783	24,057	24,057	15,424	15,424
Proprietary receipts from the public.....	762	-762	8,774	-8,774	10,687	-10,687
Intrabudgetary transactions	-23	-23	-772	-772	-1,214	-1,214
Total--Legislative Branch	95,372	768	94,604	1,091,653	8,858	1,082,795	1,011,767	10,771	1,000,996
The Judiciary:									
Supreme Court of the United States.....	1,284	1,284	10,225	10,225	9,050	9,050
Courts of Appeals, District Courts, and other Judicial Services.....	35,032	35,032	483,638	483,638	411,268	411,268
Other	2,296	2,296	30,739	30,739	27,008	27,008
Proprietary receipts from the public.....	210	-210	2,215	-2,215	1,569	-1,569
Total--The Judiciary.....	38,611	210	38,401	524,602	2,215	522,387	447,326	1,569	445,756
Executive Office of the President:									
Compensation of the President and the White House Office.....	1,685	1,685	17,859	17,859	15,190	15,190
Office of Management and Budget	2,804	1	2,804	33,044	13	33,030	28,368	125	28,243
Other	3,347	3,347	38,222	8	38,214	31,073	31,073
Total--Executive Office of the President	7,837	1	7,836	89,125	22	89,103	74,631	125	74,506
Funds Appropriated to the President:									
Appalachian Regional Development Programs	36,628	(*)	36,628	300,973	22	300,951	270,896	3	270,893
Disaster relief	51,387	51,387	409,432	409,432	234,797	234,797
Foreign Assistance:									
International Security Assistance:									
Military assistance.....	15,897	15,897	192,671	192,671	121,788	121,788
Foreign military credit sales.....	-521	-521	631,532	631,532	391,921	391,921
Assistance for relocation of facilities in Israel	27,504	27,504	312,015	312,015	20,858	20,858
Economic supporting assistance	55,839	55,839	1,771,860	1,771,860	1,679,031	1,679,031
Advances, foreign military sales	942,859	942,859	7,834,580	7,834,580	6,264,818	6,264,818
Other	3,517	3,517	46,458	46,458	48,085	48,085
Proprietary receipts from the public:									
Advances, foreign military sales	516,037	-516,037	6,513,699	-6,513,699	7,593,239	-7,593,239
Other	22,913	-22,913	362,520	-362,520	306,225	-306,225
Total--International Security Assistance	1,045,094	538,951	506,143	10,789,116	6,876,218	3,912,898	8,526,501	7,899,464	627,037

See footnotes on page 3.

TABLE III--BUDGET RECEIPTS AND OUTLAYS--Continued (In thousands)

Classification of OUTLAYS--Continued	This Month			Current Fiscal Year to Date			Comparable Period Prior Fiscal Year		
	Outlays	Applicable Receipts	Net Outlays	Outlays	Applicable Receipts	Net Outlays	Outlays	Applicable Receipts	Net Outlays
Funds Appropriated to the President--Continued									
Foreign Assistance--Continued									
International Development Assistance:									
Multilateral Assistance:									
Contributions to International Financial Institutions:									
International development association.....	-£50	-£50	\$472,022	\$472,022	\$375,621	\$375,621
Inter-American development bank	9,368	9,368	205,260	205,260	214,629	214,629
Other.....	6,688	6,688	82,944	82,944	71,265	71,265
International organizations and programs.....	20,950	20,950	256,697	256,697	200,124	200,124
Bilateral Assistance:									
Public enterprise funds:									
Overseas Private Investment Corporation	-10,899	\$1,530	-12,429	-15,715	\$64,035	-79,750	5,802	\$72,036	-66,235
Inter-American Foundation	1,082	326	756	13,426	7,848	5,579	9,143	332	8,810
Other.....	14,802	681	14,122	65,702	12,111	53,591	64,897	12,162	52,734
Functional development assistance program	76,430	76,430	877,345	877,345	737,982	737,982
Payment to Foreign Service retirement and disability fund	25,676	25,676	24,820	24,820
Operating expenses of the Agency for International Development	20,922	20,922	239,356	239,356	215,116	215,116
Other.....	13,334	13,334	129,812	129,812	117,328	117,328
Proprietary receipts from the public.....	56,197	-56,197	570,003	-570,003	560,351	-560,351
Total--Bilateral Assistance.....	115,671	58,734	56,938	1,335,603	653,998	581,605	1,175,086	644,882	530,204
Total--International Development Assistance	152,627	58,734	93,893	2,352,526	653,998	1,698,528	2,036,725	644,882	1,391,843
International Narcotics Control Assistance	1,568	1,568	25,621	25,621	44,802	44,802
President's foreign assistance contingency fund.....	81	81	2,987	2,987
Total--Foreign Assistance.....	1,199,289	597,684	601,605	13,167,344	7,530,216	5,637,128	10,611,015	8,544,346	2,066,669
Peace Corps	8,740	8	8,732	90,726	190	90,537	86,004	-3	86,007
Petroleum Reserves	3,702	3,702	48,373	-742,680	791,053	21,598	445,768	-424,171
Other.....	100	100	672	672	40,464	40,464
Total--Funds Appropriated to the President	1,299,845	597,692	702,153	14,017,520	6,787,747	7,229,772	11,264,774	8,990,114	2,274,660
Department of Agriculture:									
Departmental Administration	3,327	3,327	23,036	23,036	45,953	45,953
Office of the Inspector General	2,531	2,531	31,456	31,456	29,542	29,542
Science and Education Administration:									
Agricultural Research.....	27,763	27,763	326,302	326,302	317,532	317,532
Cooperative Research.....	13,361	13,361	153,521	153,521	135,079	135,079
Extension activities.....	20,647	20,647	257,678	257,678	233,576	233,576
Other.....	2,041	2,041	18,240	18,240	7,953	7,953
Economics, statistics, and cooperatives service.....	7,594	7,594	83,262	83,262	73,912	73,912
Foreign Agricultural Service.....	3,749	3,749	50,801	50,801	45,293	45,293
Foreign Assistance Programs.....	106,143	106,143	841,474	841,474	729,470	729,470

TABLE III--BUDGET RECEIPTS AND OUTLAYS--Continued (In thousands)

Classification of OUTLAYS--Continued	This Month			Current Fiscal Year to Date			Comparable Period Prior Fiscal Year		
	Outlays	Applicable Receipts	Net Outlays	Outlays	Applicable Receipts	Net Outlays	Outlays	Applicable Receipts	Net Outlays
Department of Agriculture--Continued									
Agricultural Stabilization and Conservation Service:									
Salaries and expenses	\$15,202	\$15,202	\$159,171	\$159,171	\$199,852	\$199,852
Agricultural conservation program	18,393	18,393	161,298	161,298	212,892	212,892
Other	6,712	6,712	44,392	44,392	44,749	44,749
Federal Crop Insurance Corporation	20,727	\$2,665	18,062	90,842	\$80,145	10,697	67,511	\$78,969	-11,457
Commodity Credit Corporation:									
Price support and related programs	747,635	1,125,310	-377,675	10,523,783	7,315,087	3,208,696	10,137,443	6,267,866	3,869,577
Intragovernmental fund
National Wool Act program	3,582	3,582	33,704	33,704	38,700	38,700
Total--Commodity Credit Corporation	751,217	1,125,310	-374,093	10,557,487	7,315,087	3,242,400	10,176,143	6,267,866	3,908,277
Rural Electrification Administration	2,109	2,109	24,217	24,217	21,821	21,821
Farmers Home Administration:									
Public enterprise funds:									
Self-help housing land development fund	114	66	48	1,855	717	1,138	644	643	1
Rural housing insurance fund	979,453	1,083,164	-103,711	7,796,921	6,048,865	1,748,056	5,491,952	5,054,995	436,957
Agricultural credit insurance fund	486,723	381,758	104,965	8,673,226	8,165,365	507,862	8,442,167	7,222,225	1,219,942
Rural development insurance fund	198,895	183,656	10,240	1,921,542	1,736,851	184,690	1,439,496	1,270,604	168,892
Rural water and waste disposal grants	28,440	28,440	297,656	297,656	260,774	260,774
Salaries and expenses	10,780	10,780	214,488	214,488	191,906	191,906
Other	6,244	6,244	58,348	58,348	44,873	44,873
Total--Farmers Home Administration	1,710,649	1,653,644	57,005	18,964,035	15,951,798	3,012,237	15,871,811	13,548,466	2,323,344
Soil Conservation Service:									
Conservation operations	20,941	20,941	260,343	260,343	237,228	237,228
Watershed and flood prevention operations	22,261	22,261	195,203	195,203	204,164	204,164
Other	7,910	7,910	75,665	75,665	67,947	67,947
Animal and Plant Health Inspection Service	24,486	24,486	229,385	229,385	211,989	211,989
Federal Grain Inspection Service	3,900	1,828	2,072	51,461	28,015	23,446	17,125	1	17,125
Agricultural Marketing Service	6,682	2,300	4,382	77,170	26,225	50,945	66,189	22,255	43,934
Food Safety and Quality Service:									
Salaries and expenses	22,771	22,771	283,838	283,838	259,236	259,236
Funds for strengthening markets, income, and supply	54,707	54,707	424,488	424,488	268,681	268,681
Expenses and refunds, inspection and grading of farm products	4,262	4,262	48,243	48,243	42,013	42,013
Food and Nutrition Service:									
Food program administration	6,374	6,374	76,969	76,969	64,910	64,910
Food stamp program	768,559	768,559	8,317,123	8,317,123	6,210,988	6,210,988
Special milk program	4,128	4,128	156,421	156,421	131,307	131,307
Child nutrition programs	160,406	160,406	3,113,962	3,113,962	2,747,524	2,747,524
Special supplemental food programs (WIC)	62,014	62,014	641,898	641,898	490,907	490,907
Food donations program	16,874	16,874	89,309	89,309	37,455	37,455
Total--Food and Nutrition Service	1,018,355	1,018,355	12,395,682	12,395,682	9,683,091	9,683,091

TABLE III--BUDGET RECEIPTS AND OUTLAYS--Continued (In thousands)

Classification of OUTLAYS--Continued	This Month			Current Fiscal Year to Date			Comparable Period Prior Fiscal Year		
	Outlays	Applicable Receipts	Net Outlays	Outlays	Applicable Receipts	Net Outlays	Outlays	Applicable Receipts	Net Outlays
Department of Agriculture--Continued									
Forest Service:									
Forest management, protection and utilization.....	\$148,138	\$148,138	\$1,005,984	\$1,005,984	\$859,951	\$859,951
Construction and land acquisition.....	35,829	35,829	218,017	218,017	111,729	111,729
Forest roads and trails.....	6,527	6,527	93,504	93,504	173,390	173,390
Forest Service permanent appropriations.....	94,429	94,429	429,490	429,490	356,742	356,742
Cooperative work.....	-17,643	-17,643	67,650	67,650	23,945	23,945
Other.....	14,924	14,924	66,418	66,418	74,838	74,838
Total--Forest Service.....	282,203	282,203	1,881,063	1,881,063	1,600,596	1,600,596
Other.....	4,196	4,196	28,427	28,427	26,384	26,384
Proprietary receipts from the public.....	\$14,766	-14,766	\$1,001,205	-1,001,205	\$1,169,215	-1,169,215
Intrabudgetary transactions.....	-10,072	-10,072	-120,709	-120,709	-79,588	-79,588
Total--Department of Agriculture	4,174,767	2,800,513	1,374,253	47,617,470	24,402,475	23,214,995	40,818,146	21,086,772	19,731,374
Department of Commerce:									
General Administration.....	1,074	1,074	35,797	35,797	25,883	25,883
Bureau of the Census.....	69,024	69,024	726,171	726,171	169,081	169,081
Economic and Statistical Analysis	1,793	1,793	18,843	18,843	15,052	15,052
Economic Development Assistance:									
Economic Development Administration:									
Economic development assistance programs.....	40,265	40,265	501,586	501,586	394,883	394,883
Local public works program	14,646	14,646	400,863	400,863	1,675,216	1,675,216
Other.....	4,380	6,103	-1,723	155,116	68,796	86,320	72,721	59,313	13,408
Regional Development Program	8,947	8,947	101,338	101,338	100,684	100,684
Total--Economic Development Assistance.....	68,238	6,103	62,135	1,158,903	68,796	1,090,107	2,243,505	59,313	2,184,192
Promotion of Industry and Commerce	12,424	12,424	138,396	138,396	134,448	134,448
Science and Technology:									
National Oceanic and Atmospheric Administration....	86,321	78	86,243	762,579	2,407	760,172	659,650	1,789	657,861
Patent and Trademark Office.....	8,103	8,103	95,607	95,607	89,636	89,636
Science and Technical Research.....	6,952	6,952	114,717	114,717	91,849	91,849
National Telecommunications and Information Administration	3,412	3,412	32,177	32,177	19,048	19,048
Total--Science and Technology.....	104,788	78	104,710	1,005,080	2,407	1,002,673	860,182	1,789	858,393
Maritime Administration:									
Public enterprise funds.....	-214	4,913	-5,127	10,985	50,071	-39,086	30,780	55,392	-24,613
Ship construction	19,765	19,765	254,906	254,906	183,570	183,570
Operating-differential subsidies.....	22,316	22,316	301,344	301,344	276,663	276,663
Other.....	7,522	7,522	77,094	77,094	67,742	67,742
Proprietary receipts from the public.....	8,608	-8,608	69,633	-69,633	51,906	-51,906
Intrabudgetary transactions.....	-4,374	-4,374	-45,023	-45,023	-44,930	-44,930
Total--Department of Commerce.....	302,356	19,702	282,654	3,682,496	190,907	3,491,589	3,961,975	168,401	3,793,574

TABLE III--BUDGET RECEIPTS AND OUTLAYS--Continued (In thousands)

Classification of OUTLAYS--Continued	This Month			Current Fiscal Year to Date			Comparable Period Prior Fiscal Year		
	Outlays	Applicable Receipts	Net Outlays	Outlays	Applicable Receipts	Net Outlays	Outlays	Applicable Receipts	Net Outlays
Department of Defense--Military:									
Military Personnel:									
Department of the Army	\$1,077,532	\$1,077,532	\$10,963,179	\$10,963,179	\$10,023,835	\$10,023,835
Department of the Navy	860,887	860,887	9,007,734	9,007,734	8,347,047	8,347,047
Department of the Air Force	768,641	768,641	8,255,530	8,255,530	7,662,811	7,662,811
Total--Military Personnel	2,707,060	2,707,060	28,226,443	28,226,443	26,033,692	26,033,692
Retired Military Personnel	1,022,219	1,022,219	10,812,674	10,812,674	9,335,679	9,335,679
Operation and Maintenance:									
Department of the Army	944,224	944,224	10,775,781	10,775,781	9,520,823	9,520,823
Department of the Navy	1,473,499	1,473,499	13,989,101	13,989,101	11,209,354	11,209,354
Department of the Air Force	1,215,288	1,215,288	12,568,004	12,568,004	9,698,706	9,698,706
Defense agencies	300,771	300,771	3,381,169	3,381,169	2,996,421	2,996,421
Total--Operation and Maintenance	3,933,781	3,933,781	40,714,056	40,714,056	33,425,304	33,425,304
Procurement:									
Department of the Army	110,723	110,723	4,946,722	4,946,722	4,239,990	4,239,990
Department of the Navy	1,042,449	1,042,449	11,292,208	11,292,208	10,875,905	10,875,905
Department of the Air Force	850,105	850,105	10,056,861	10,056,861	8,192,468	8,192,468
Defense agencies	33,312	33,312	275,623	275,623	220,011	220,011
Total--Procurement	2,036,588	2,036,588	26,571,414	26,571,414	23,528,374	23,528,374
Research, Development, Test, and Evaluation:									
Department of the Army	210,814	210,814	2,479,652	2,479,652	2,212,913	2,212,913
Department of the Navy	445,632	445,632	4,010,138	4,010,138	3,434,764	3,434,764
Department of the Air Force	470,564	470,564	4,572,450	4,572,450	3,809,071	3,809,071
Defense agencies	82,483	82,483	917,748	917,748	763,404	763,404
Total--Research, Development, Test, and Evaluation	1,209,493	1,209,493	11,979,988	11,979,988	10,220,151	10,220,151
Military Construction:									
Department of the Army	71,754	71,754	838,698	838,698	636,897	636,897
Department of the Navy	91,000	91,000	730,636	730,636	686,489	686,489
Department of the Air Force	59,775	59,775	646,760	646,760	551,897	551,897
Defense agencies	1,490	1,490	11,561	11,561	2,125	2,125
Total--Military Construction	224,019	224,019	2,227,655	2,227,655	1,877,408	1,877,408
Family Housing	146,446	146,446	1,513,281	\$384	1,512,897	1,321,451	\$2,804	1,318,647
Revolving and Management Funds:									
Public Enterprise Funds	144	\$136	8	1,468	1,544	-76	1,381	2,856	-1,475
Intragovernmental Funds:									
Department of the Army	42,017	42,017	232,476	232,476	127,420	127,420
Department of the Navy	-31,474	-31,474	192,123	192,123	242,991	242,991
Department of the Air Force	61,610	61,610	20,858	20,858	-40,919	-40,919
Defense agencies	-128,443	-128,443	-144,547	-144,547	60,968	60,968
Other	18,136	15,705	2,431	200,943	183,076	17,867	190,457	175,777	14,679
Proprietary receipts from the public	-179,589	179,589	871,123	-871,123	488,209	-488,209
Intrabudgetary transactions	-3,235	-3,235	2,793	2,793	4,718	4,718
Total--Department of Defense--Military	11,238,362	-163,748	11,402,110	122,551,623	1,056,127	121,495,497	106,329,075	669,647	105,659,428

TABLE III--BUDGET RECEIPTS AND OUTLAYS--Continued (In thousands)

Classification of OUTLAYS--Continued	This Month			Current Fiscal Year to Date			Comparable Period Prior Fiscal Year		
	Outlays	Applicable Receipts	Net Outlays	Outlays	Applicable Receipts	Net Outlays	Outlays	Applicable Receipts	Net Outlays
Department of Defense--Civil:									
Corps of Engineers:									
General investigations.....	\$13,310	\$13,310	\$124,876	\$124,876	\$110,445	\$110,445
Construction, general.....	133,783	133,783	1,474,452	1,474,452	1,428,526	1,428,526
Operations and maintenance, general.....	88,519	88,519	770,244	770,244	709,486	709,486
Flood control.....	31,742	31,742	345,569	345,569	219,727	219,727
Other.....	5,187	5,187	175,627	175,627	151,256	151,256
Proprietary receipts from the public.....	\$4,079	-4,079	\$48,363	-48,363	\$51,940	-51,940
Total--Corps of Engineers.....	272,541	4,079	268,462	2,890,768	48,363	2,842,406	2,619,439	51,940	2,567,499
The Panama Canal.....	70,572	70,572	331,791	375,325	-43,534
Other.....	2,563	28	2,536	24,576	322	24,254	22,508	282	22,225
Proprietary receipts from the public.....	317	-317	3,490	-3,490	2,934	-2,934
Total--Department of Defense--Civil.....	275,104	4,423	270,680	2,985,916	52,174	2,933,742	2,973,737	430,481	2,543,256
Department of Education:³									
Office of Elementary and Secondary Education:									
Elementary and Secondary Education.....	239,631	239,631	3,246,271	3,246,271	2,865,113	2,865,113
School assistance in federally affected areas.....	28,740	28,740	663,406	663,406	793,297	793,297
Equal educational opportunities.....	12,293	12,293	296,190	296,190	305,354	305,354
Libraries and learning resources.....	24,119	24,119	245,220	245,220	231,131	231,131
Indian education.....	4,558	4,558	60,381	60,381	60,018	60,018
Total--Office of Elementary and Secondary Education.....	309,340	309,340	4,511,468	4,511,468	4,254,913	4,254,913
Office of Special Education and Rehabilitative Services:									
Education for the handicapped.....	60,907	60,907	712,772	712,772	530,453	530,453
Rehabilitation services and handicapped research.....	113,588	113,588	304,180	304,180
Office of Vocational and Adult Education.....	89,006	89,006	779,388	779,388	707,145	707,145
Office of Postsecondary Education:									
College housing loans.....	45,600	45,600	128,226	124,132	4,094	146,938	157,958	-11,020
Student financial assistance.....	264,140	264,140	3,258,487	3,258,487	2,613,677	2,613,677
Student loan insurance.....	191,172	191,172	1,392,732	35,490	1,357,242	936,090	54,676	881,414
Higher and continuing education and facilities loan and insurance.....	28,644	28,644	365,230	19,013	346,218	546,958	26,948	520,010
Total--Office of Postsecondary Education.....	529,556	529,556	5,144,676	178,636	4,966,041	4,243,664	239,582	4,004,082
Office of Educational Research and Improvement.....	18,047	18,047	191,201	191,201	183,906	183,906
Special Institutions.....	29,814	29,814	180,305	180,305	159,369	159,369
Office of Civil Rights.....	3,004	3,004	9,960	9,960
Departmental Management.....	13,736	13,736	156,229	156,229	116,971	116,971
Proprietary receipts from the public.....	3,499	-3,499	13,360	-13,360
Total--Department of Education.....	1,167,000	3,499	1,163,501	11,990,179	191,995	11,798,183	10,196,422	239,582	9,956,839

See footnotes on page 3.

TABLE III--BUDGET RECEIPTS AND OUTLAYS--Continued (In thousands)

Classification of OUTLAYS--Continued	This Month			Current Fiscal Year to Date			Comparable Period Prior Fiscal Year		
	Outlays	Applicable Receipts	Net Outlays	Outlays	Applicable Receipts	Net Outlays	Outlays	Applicable Receipts	Net Outlays
Department of Energy:									
Atomic energy defense activities - operating expenses ...	\$243,942	\$243,942	\$2,207,573	\$2,207,573	\$5,376	\$5,376
Atomic energy defense activities - plant and capital equipment.....	46,042	46,042	419,839	419,839	788,883	788,883
Energy Programs:									
General science and research.....	40,768	40,768	407,078	407,078	1,238	1,238
Energy supply, R & D - operating expenses.....	193,336	193,336	2,108,061	2,108,061	4,555,006	4,555,006
Energy supply, R & D - plant and capital equipment ...	46,092	46,092	397,135	397,135
Uranium enrichment	36,808	36,808	283,410	283,410
Fossil fuel	72,200	72,200	694,690	694,690	561,751	561,751
Energy production, demonstration and distribution ...	11,575	11,575	117,349	117,349	124,138	124,138
Energy conservation	98,542	98,542	527,147	527,147	193,898	193,898
Strategic petroleum reserve	27,893	27,893	306,952	306,952	428,895	428,895
Other	33,319	33,319	225,038	225,038	159,516	159,516
Total--Energy Programs.....	560,533	560,533	5,066,860	5,066,860	6,024,443	6,024,443
Power Marketing Administration	29,223	\$38,519	-9,296	472,468	\$468,531	3,937	353,752	\$293,526	60,226
Departmental Administration	-13,827	-13,827	183,112	183,112	796,185	796,185
Proprietary receipts from the public.....	110,738	-110,738	2,153,821	-2,153,821	471,711	-471,711
Total--Department of Energy	865,913	149,257	716,656	8,349,851	2,622,352	5,727,499	7,968,639	765,237	7,203,402
Department of Health and Human Services: ³									
Public Health Service:									
Food and Drug Administration.....	31,594	479	31,115	301,736	6,220	295,515	287,534	6,866	280,668
Health Services Administration:									
Health services.....	126,783	126,783	1,221,719	1,221,719	1,047,688	1,047,688
Indian health services and facilities	54,349	54,349	575,847	575,847	505,233	505,233
Center for Disease Control	17,214	17,214	211,889	211,889	214,781	214,781
National Institutes of Health:									
Intragovernmental funds.....	-3,296	-3,296	-17,555	-17,555	-17,776	-17,776
Cancer Research	72,145	72,145	796,632	796,632	766,707	766,707
Heart, Lung, and Blood Research	46,954	46,954	458,532	458,532	403,627	403,627
Arthritis, Metabolism, and Digestive Diseases ...	34,252	34,252	298,688	298,688	232,536	232,536
Neurological and Communicative Disorders and Stroke.....	25,051	25,051	198,020	198,020	170,372	170,372
Allergy and Infectious Diseases	20,757	20,757	168,049	168,049	154,715	154,715
General Medical Sciences.....	30,874	30,874	256,605	256,605	220,280	220,280
Child Health and Human Development	14,341	14,341	151,090	151,090	151,845	151,845
Other research and institutes	31,073	31,073	304,630	304,630	231,129	231,129
Research resources.....	13,405	13,405	151,972	151,972	149,309	149,309
Other.....	11,062	11,062	113,141	113,141	114,979	114,979
Total--National Institutes of Health.....	296,618	296,618	2,879,803	2,879,803	2,577,724	2,577,724

See footnotes on page 3.

TABLE III--BUDGET RECEIPTS AND OUTLAYS--Continued (In thousands)

Classification of OUTLAYS--Continued	This Month			Current Fiscal Year to Date			Comparable Period Prior Fiscal Year		
	Outlays	Applicable Receipts	Net Outlays	Outlays	Applicable Receipts	Net Outlays	Outlays	Applicable Receipts	Net Outlays
Department of Health and Human Services--Continued									
Public Health Service--Continued									
Alcohol, Drug Abuse, and Mental Health Administration	\$112,507	\$112,507	\$1,112,855	\$1,112,855	\$961,394	\$961,394
Health Resources Administration:									
Public enterprise funds.....	5,446	\$607	4,838	45,105	\$18,929	26,176	50,355	\$16,363	33,992
Health resources	51,149	51,149	528,491	528,491	511,811	511,811
Office of Assistance Secretary for Health	17,580	17,580	193,539	193,539	157,211	157,211
Total--Public Health Service.....	713,239	1,087	712,153	7,070,983	25,149	7,045,834	6,313,732	23,229	6,290,502
Health Care Financing Administration:									
Intragovernmental funds.....	181	181	-852	-852	-1,651	-1,651
Grants to States for Medicaid	1,107,999	1,107,999	12,731,584	12,731,584	11,331,079	11,331,079
Payments to health care trust funds.....	683,904	683,904	7,108,531	7,108,531	7,181,853	7,181,853
Program management.....	9,655	9,655	89,632	89,632	91,115	91,115
Federal hospital insurance trust fund:									
Benefit payments	1,996,779	1,996,779	21,679,574	21,679,574	18,328,556	18,328,556
Administrative expenses and construction	34,010	34,010	447,740	447,740	410,925	410,925
Total--FHI trust fund	2,030,790	2,030,790	22,127,314	22,127,314	18,739,481	18,739,481
Federal supplementary medical ins. trust fund:									
Benefit payments	927,706	927,706	9,181,358	9,181,358	7,575,208	7,575,208
Administrative expenses and construction	53,021	53,021	552,436	552,436	497,408	497,408
Total--FSMI trust fund.....	980,728	980,728	9,733,794	9,733,794	8,072,617	8,072,616
Total--Health Care Financing Administration.....	4,813,257	4,813,257	51,790,003	51,790,003	45,414,493	45,414,493
Social Security Administration:									
Payments to social security trust funds	27	27	675,092	675,092	756,892	756,892
Special benefits for disabled coal miners.....	84,748	84,748	946,621	946,621	988,630	988,630
Supplemental security income program.....	1,193,157	1,193,157	6,441,552	6,441,552	5,422,048	5,422,048
Assistance payments program.....	671,937	671,937	6,668,318	6,668,318	6,054,182	6,054,182
Refugee assistance.....	26,755	26,755	304,569	304,569	130,355	130,355
Other.....	23	23	113	113	22	22
Federal old-age and survivors insurance trust fund:									
Benefit payments	9,355,717	9,355,717	91,248,692	91,248,692	87,511,479	87,511,479
Administrative expenses and construction	91,163	91,163	1,037,667	1,037,667	1,008,253	1,008,253
Payment to railroad retirement account.....	1,441,988	1,441,988	1,447,532	1,447,532
Vocational rehabilitation services	-29,592	-29,592	11,090	11,090	16,004	16,004
Total--FOASI trust fund	9,417,288	9,417,288	93,739,436	93,739,436	89,983,268	89,983,268
Federal disability insurance trust fund:									
Benefit payments	1,387,249	1,387,249	13,543,425	13,543,425	13,346,901	13,346,901
Administrative expenses and construction	28,027	28,027	310,234	310,234	352,821	352,821
Payment to railroad retirement account.....	-12,109	-12,109	29,906	29,906
Vocational rehabilitation services	37,592	37,592	76,910	76,910	71,862	71,862
Total--FDI trust fund	1,452,867	1,452,867	13,918,460	13,918,460	13,801,490	13,801,490
Total--Social Security Administration.....	12,846,802	12,846,802	122,694,162	122,694,162	117,136,888	117,136,888

TABLE III--BUDGET RECEIPTS AND OUTLAYS--Continued (In thousands)

Classification of OUTLAYS--Continued	This Month			Current Fiscal Year to Date			Comparable Period Prior Fiscal Year		
	Outlays	Applicable Receipts	Net Outlays	Outlays	Applicable Receipts	Net Outlays	Outlays	Applicable Receipts	Net Outlays
Department of Health and Human Services--Continued									
Human Development Services:									
Grants to states for social services.....	\$139,646	\$139,646	\$2,625,351	\$2,625,351	\$2,847,730	\$2,847,730
Human development services.....	135,440	135,440	2,051,506	2,051,506	2,023,687	2,023,687
Work incentives	31,652	31,652	365,292	365,292	343,485	343,485
Total--Human Development Services.....	306,738	306,738	5,042,149	5,042,149	5,214,902	5,214,902
Departmental Management.....	-1,081	-1,081	245,520	245,520	207,333	207,333
Proprietary receipts from the public		\$2,167	-2,167		\$31,561	-31,561		\$58,700	-58,700
Intrabudgetary transactions:									
Payments for health insurance for the aged:									
Federal hospital insurance trust fund				-730,156	-730,156	-733,849	-733,849
Federal supplementary medical insurance trust fund.....	-683,901	-683,901	-6,237,373	-6,237,373	-6,274,669	-6,274,669
Payments for military service credits and special benefits for the aged:									
Federal old-age and survivors insurance trust fund.....	-27	-27	-557,265	-557,265	-615,229	-615,229
Federal disability insurance trust fund.....				-117,827	-117,827	-141,663	-141,663
Federal hospital insurance trust fund				-141,000	-141,000	-141,000	-141,000
Receipts transferred to railroad retirement account..				-1,441,988	-1,441,988	-1,477,438	-1,477,438
Interest on reimbursement of administrative and vocational rehabilitation expenses:									
Federal old-age and survivors insurance trust fund.....				-932	-932	-435	-435
Federal disability insurance trust fund.....				-1,380	-1,380	-1,431	-1,431
Federal hospital insurance trust fund				-21,508	-21,508	-14,665	-14,665
Federal supplementary medical insurance trust fund.....				1,295	1,295	-431	-431
Other.....									
Total--Department of Health and Human Services	17,995,027	3,254	17,991,774	177,594,681	56,710	177,537,971	164,886,540	81,929	164,804,610
Department of Housing and Urban Development:									
Housing Programs:									
Public enterprise funds:									
Federal Housing Administration fund.....	140,580	165,856	-25,276	1,474,604	1,314,191	160,413	1,485,771	1,277,312	208,459
Housing for the elderly or handicapped fund	67,543	8,076	59,467	748,534	66,346	682,188	436,591	32,403	404,188
Low-rent housing--loans and other expenses.....	32,903	32,460	443	1,324,290	1,266,394	57,897	286,114	227,520	58,594
Other.....	20,527	3,022	17,505	37,031	50,705	-13,674	99,830	49,175	50,654
Rent supplement payments	18,699	18,699	249,232	249,232	241,798	241,798
Homeownership assistance.....	10,297	10,297	103,104	103,104	90,776	90,776
Rental housing assistance.....	48,993	48,993	608,634	608,634	569,124	569,124
Low-rent public housing	301,841	301,841	3,162,375	3,162,375	2,325,746	2,325,746
College housing grants	2,166	2,166	22,046	22,046	19,734	19,734
Payments for operation of low income housing projects	84,756	84,756	771,661	771,661	608,630	608,630
Other.....	-13,326	-13,326	15,942	15,942	17,186	17,186
Total--Housing Programs	714,979	209,414	505,565	8,517,452	2,697,636	5,819,817	6,181,301	1,586,411	4,594,891

TABLE III--BUDGET RECEIPTS AND OUTLAYS--Continued (In thousands)

Classification of OUTLAYS--Continued	This Month			Current Fiscal Year to Date			Comparable Period Prior Fiscal Year		
	Outlays	Applicable Receipts	Net Outlays	Outlays	Applicable Receipts	Net Outlays	Outlays	Applicable Receipts	Net Outlays
Department of Housing and Urban Development--Continued									
Government National Mortgage Association:									
Special assistance functions fund	\$75,935	\$63,704	\$12,231	\$1,116,481	\$476,833	\$639,648	\$628,609	\$570,949	\$57,659
Emergency mortgage purchase assistance	64,811	34,306	30,504	1,469,334	451,524	1,017,809	1,444,962	1,241,744	203,218
Management and liquidating functions fund	6,109	7,694	-1,585	65,922	90,778	-24,856	68,494	105,192	-36,699
Guarantees of mortgage-backed securities	-1,040	6,905	-7,945	10,672	78,035	-67,363	7,301	57,595	-50,295
Participation sales fund	2,679	2,679	-511	-511	-23,149	-23,149
Total--Government National Mortgage Association	148,494	112,609	35,885	2,661,898	1,097,170	1,564,727	2,126,215	1,975,481	150,734
Community Planning and Development:									
Public enterprise fund:									
Rehabilitation loan fund	19,331	4,929	14,402	199,771	45,804	153,967	132,652	45,068	87,584
Urban renewal programs	35,971	5,114	30,857	373,838	174,177	199,661	399,499	160,235	239,264
Community development grants	343,934	343,934	3,512,535	3,512,535	2,853,538	2,853,538
Urban development action grants	26,377	26,377	188,175	188,175	58,164	58,164
Comprehensive planning grants	2,861	2,861	47,851	47,851	57,289	57,289
Other	274	274	2,057	2,057	14,369	14,369
Total--Community Planning and Development	428,748	10,043	418,705	4,324,227	219,981	4,104,246	3,515,511	205,303	3,310,208
New Community Development Corporation	1,097	80	1,017	48,516	5,772	42,743	31,834	1,695	30,139
Management and Administration	-7,727	-7,727	266,171	266,171	255,531	255,531
Other	8,054	8,054	61,734	61,734	63,474	63,474
Proprietary receipts from the public	442	-442	9,604	-9,604	1,864	-1,864
Total--Department of Housing and Urban Development	1,293,645	332,589	961,056	15,879,997	4,030,162	11,849,835	12,173,866	3,770,754	8,403,113
Department of the Interior:									
Land and Water Resources:									
Bureau of Land Management:									
Management of lands and resources	54,812	54,812	327,712	327,712	278,360	278,360
Payments in lieu of taxes	123	123	1,625	1,625	13,659	13,659
Other	10,280	10,280	459,177	459,177	375,816	375,816
Water and Power Resources Service:									
Construction program	44,681	44,681	378,952	378,952	318,259	318,259
Operation and maintenance	8,818	8,818	92,177	92,177	71,283	71,283
Other	36,198	4,947	31,251	294,835	66,369	228,467	293,659	47,500	246,159
Office of Water Research and Technology	1,229	1,229	23,920	23,920	22,020	22,020
Total--Land and Water Resources	156,143	4,947	151,196	1,578,398	66,369	1,512,029	1,373,056	47,500	1,325,556
Fish and Wildlife and Parks:									
Heritage Conservation and Recreation Service	50,489	50,489	618,853	618,853	610,229	610,229
United States Fish and Wildlife Service	30,660	30,660	420,004	420,004	343,060	343,060
National Park Service	51,490	51,490	513,878	513,878	437,412	437,412
Total--Fish and Wildlife and Parks	132,638	132,638	1,552,734	1,552,734	1,390,702	1,390,702

TABLE III—BUDGET RECEIPTS AND OUTLAYS—Continued (In thousands)

Classification of OUTLAYS--Continued	This Month			Current Fiscal Year to Date			Comparable Period Prior Fiscal Year		
	Outlays	Applicable Receipts	Net Outlays	Outlays	Applicable Receipts	Net Outlays	Outlays	Applicable Receipts	Net Outlays
Department of the Interior--Continued									
Energy and Minerals:									
Geological Survey.....	\$34,325	\$34,325	\$570,477	\$570,477	\$561,373	\$561,373
Office of Surface Mining Reclamation and Enforcement	9,885	9,885	74,712	74,712	42,629	42,629
Bureau of Mines.....	17,605	\$813	16,792	165,020	\$12,108	152,912	143,296	\$11,284	132,012
Total--Energy and Minerals	61,815	813	61,003	810,210	12,108	798,101	747,297	11,284	736,014
Bureau of Indian Affairs:									
Public enterprise funds	1,137	1,093	44	11,101	7,487	3,614	7,531	6,597	934
Operation of Indian programs	67,348	67,348	815,433	815,433	630,773	630,773
Construction	16,037	16,037	79,724	79,724	184,307	184,307
Indian tribal funds	26,848	26,848	720,304	720,304	221,062	221,062
Other.....	2,705	2,705	63,697	63,697	46,592	46,592
Total--Bureau of Indian Affairs	114,076	1,093	112,983	1,690,258	7,487	1,682,772	1,090,265	6,597	1,083,668
Office of Territorial Affairs	9,037	9,037	166,833	166,833	199,294	199,294
Office of the Solicitor and Office of the Secretary.....	8,807	8,807	52,171	52,171	60,337	60,337
Proprietary receipts from the public.....	134,785	-134,785	1,646,592	-1,646,592	1,049,893	-1,049,893
Intrabudgetary transactions	-9,000	-9,000	-222,356	-222,356	-107,868	-107,868
Total--Department of the Interior	473,516	141,637	331,880	5,628,248	1,732,555	3,895,693	4,753,084	1,115,273	3,637,811
Department of Justice:									
General Administration.....	100	100	39,601	39,601	26,893	26,893
United States Parole Commission.....	337	337	4,548	4,548
Legal Activities	36,427	36,427	412,946	412,946	356,983	356,983
Federal Bureau of Investigation	43,632	43,632	562,597	562,597	544,456	544,456
Immigration and Naturalization Services	25,962	25,962	309,979	309,979	275,975	275,975
Drug Enforcement Administration	15,258	15,258	189,140	189,140	170,631	170,631
Federal Prison System	22,578	969	21,609	334,222	11,193	323,029	329,998	10,782	319,216
Office of Justice Assistance, Research and Statistics	44,972	44,972	595,161	595,161	647,316	647,316
Proprietary receipts from the public.....	218	-218	9,413	-9,413	10,861	-10,861
Total--Department of Justice	189,266	1,187	188,080	2,448,194	20,606	2,427,588	2,352,253	21,642	2,330,611
Department of Labor:									
Employment and Training Administration:									
Program administration.....	10,687	10,687	85,738	85,738	84,237	84,237
Employment and training assistance	728,302	728,302	6,405,438	6,405,438	5,588,038	5,588,038
Community service employment for older Americans	23,682	23,682	216,480	216,480	192,710	192,710
Temporary employment assistance	125,140	125,140	1,654,953	1,654,953	3,092,648	3,092,648
Federal unemployment benefits and allowances.....	394,752	394,752	1,094,798	1,094,798	731,603	731,603
Grants to states for unemployment insurance and employment services.....	-1,564	-1,564	29,949	29,949	61,932	61,932
Advances to the unemployment trust fund and other funds.....	32,311	32,311	1,320,872	1,320,872	502,729	502,729
Other.....	26	26	1,596	1,596	2,981	2,981
Unemployment trust fund:									
Federal-State unemployment insurance:									
State unemployment benefits	1,366,361	1,366,361	12,550,116	12,550,116	7,958,428	7,958,428
State administrative expenses	160,000	160,000	1,682,583	1,682,583	1,426,509	1,426,509
Federal administrative expenses	3,217	3,217	48,450	48,450	66,154	66,154
Interest on refunds of taxes	132	132	1,771	1,771	682	682
Repayment of advances from the general fund.....	250,000	250,000	600,000	600,000

TABLE III--BUDGET RECEIPTS AND OUTLAYS--Continued (In thousands)

Classification of OUTLAYS--Continued	This Month			Current Fiscal Year to Date			Comparable Period Prior Fiscal Year		
	Outlays	Applicable Receipts	Net Outlays	Outlays	Applicable Receipts	Net Outlays	Outlays	Applicable Receipts	Net Outlays
Department of Labor--Continued									
Employment and Training Administration--Continued									
Unemployment Trust Fund--Continued									
Railroad-unemployment insurance:									
Railroad unemployment benefits.....	\$23,956	\$23,956	\$187,546	\$187,546	\$131,538	\$131,538
Administrative expenses.....	1,175	1,175	7,188	7,188	11,561	11,561
Payment of interest on advances from railroad retirement account.....	755	755
Total--Unemployment trust fund	1,554,841	1,554,841	14,727,654	14,727,654	10,195,626	10,195,626
Total--Employment and Training Administration	2,868,178	2,868,178	25,537,478	25,537,478	20,452,505	20,452,505
Labor-Management Services Administration.....	5,670	5,670	48,688	48,688	51,327	51,327
Employment Standards Administration:									
Salaries and expenses.....	19,722	19,722	170,417	170,417	142,500	142,500
Special benefits.....	62,134	62,134	173,287	173,287	134,101	134,101
Black Lung Disability Trust Fund.....	59,325	59,325	627,190	627,190	511,327	511,327
Special workers' compensation expenses	1,203	1,203	11,585	11,585	7,172	7,172
Occupational Safety and Health Administration	14,109	14,109	162,402	162,402	140,394	140,394
Mine Safety and Health Administration.....	13,016	13,016	129,417	129,417	121,022	121,022
Bureau of Labor Statistics.....	8,068	8,068	103,054	103,054	83,414	83,414
Departmental Management.....	14,279	14,279	80,045	80,045	62,696	62,696
Proprietary receipts from the public.....	\$914	-914	\$6,663	-6,663	\$3,662	-3,662
Intrabudgetary transactions.....	-178,090	-178,090	-625,939	-625,939	-907,454	-907,454
Total--Department of Labor	2,887,614	914	2,886,700	26,417,624	6,663	26,410,961	20,799,003	3,662	20,795,341
Department of State:									
Administration of Foreign Affairs:									
Salaries and expenses.....	62,390	62,390	653,756	653,756	603,995	603,995
Acquisition, operation, and maintenance of buildings abroad.....	13,499	13,499	94,769	94,769	92,337	92,337
Payment to Foreign Service retirement and disability fund.....	47,546	47,546	41,569	41,569
Foreign Service retirement and disability fund.....	12,340	12,340	128,319	128,319	102,409	102,409
Other.....	87	87	13,661	13,661	10,344	10,344
Total--Administration of Foreign Affairs.....	88,317	88,317	938,050	938,050	850,654	850,654
International Organization and Conferences.....	23,803	23,803	488,712	488,712	493,268	493,268
International Commissions.....	2,122	2,122	20,534	20,534	20,900	20,900
Migration and Refugee Assistance	21,182	21,182	403,473	403,473	118,511	118,511
United States Emergency Refugee and Migration Assistance Fund.....	1,401	1,401	25,488	25,488	14,413	14,413
Other.....	21	21	605	605	7,477	7,477
Proprietary receipts from the public.....	-794	794	-7,090	7,090	11,750	-11,750
Intrabudgetary transactions:									
Foreign Service retirement and disability fund: Receipts transferred to Civil Service retirement and disability fund	109	109	-1,140	-1,140	-673	-673
General fund contributions.....	-1,020	-1,020	-74,242	-74,242	-66,389	-66,389
Other.....
Total--Department of State	135,935	-794	136,729	1,801,481	-7,090	1,808,571	1,438,162	11,750	1,426,412

TABLE III--BUDGET RECEIPTS AND OUTLAYS--Continued (In thousands)

Classification of OUTLAYS--Continued	This Month			Current Fiscal Year to Date			Comparable Period Prior Fiscal Year		
	Outlays	Applicable Receipts	Net Outlays	Outlays	Applicable Receipts	Net Outlays	Outlays	Applicable Receipts	Net Outlays
Department of Transportation:									
Office of the Secretary	\$2,976	\$2,976	\$49,349	\$49,349	\$54,492	\$54,492
Coast Guard:									
Operating expenses	92,351	92,351	989,218	989,218	887,710	887,710
Acquisition, construction, and improvements	15,032	15,032	233,774	233,774	174,509	174,509
Retired pay	17,646	17,646	189,940	189,940	158,383	158,383
Other	5,390	\$372	5,018	73,080	\$3,635	69,446	83,578	\$3,497	80,081
Total--Coast Guard	130,420	372	130,048	1,486,012	3,635	1,482,377	1,304,180	3,497	1,300,683
Federal Aviation Administration:									
Operations	2,812	2,812	1,790,024	1,790,024	1,668,207	1,668,207
Other	3,508	3	3,505	46,148	11	46,137	41,923	12	41,911
Airport and airway trust fund:									
Grants-in-aid for airports	48,699	48,699	515,863	515,863	495,724	495,724
Facilities and equipment	14,244	14,244	208,501	208,501	174,344	174,344
Interest on refunds of taxes	15	15	38	38	14	14
Other	170,384	170,384	234,760	234,760	234,059	234,059
Total--Airport and airway trust fund	233,342	233,342	959,163	959,163	904,141	904,141
Total--Federal Aviation Administration	239,662	3	239,659	2,795,335	11	2,795,324	2,614,271	12	2,614,259
Federal Highway Administration:									
Highway trust fund:									
Federal-aid highways	852,992	852,992	7,840,057	7,840,057	6,094,824	6,094,824
Other	15,939	15,939	138,340	138,340	64,568	64,568
Off-systems roads programs	12,959	12,959	134,380	134,380	177,014	177,014
Other programs	7,956	7,956	100,683	100,683	83,792	83,792
Total--Federal Highway Administration	889,845	889,845	8,213,459	8,213,459	6,420,198	6,420,198
National Highway Traffic Safety Administration:									
Operations and Research	824	824	56,208	56,208	49,305	49,305
Trust fund share of traffic safety programs	19,125	19,125	195,954	195,954	177,600	177,600
Other	1,776	1,776	-3,373	-3,373	-1,560	-1,560
Federal Railroad Administration:									
Public enterprise funds	12,192	4,180	8,012	140,320	34,398	105,922	117,413	34,011	83,402
Railroad research and development	3,393	3,393	56,849	56,849	52,814	52,814
Rail assistance	60,410	60,410	128,808	128,808	58,354	58,354
Northeast corridor improvement program	21,728	21,728	209,221	209,221	181,717	181,717
Grants to National Railroad Passenger Corporation	863,400	863,400	779,000	779,000
Other	2,539	2,539	32,972	32,972	31,343	31,343
Total--Federal Railroad Administration	100,261	4,180	96,081	1,431,570	34,398	1,397,173	1,220,641	34,011	1,186,630
Urban Mass Transportation Administration	225,127	225,127	2,946,298	2,946,298	2,261,138	2,261,138
Other	-12,498	-12,498	26,166	7,729	18,437	20,830	9,493	11,337
Proprietary receipts from the public	4,225	-4,225	43,740	-43,740	50,961	-50,961
Total--Department of Transportation	1,597,518	8,780	1,588,738	17,196,978	89,513	17,107,465	14,121,094	97,973	14,023,121

TABLE III--BUDGET RECEIPTS AND OUTLAYS--Continued (In thousands)

Classification of OUTLAYS--Continued	This Month			Current Fiscal Year to Date			Comparable Period Prior Fiscal Year		
	Outlays	Applicable Receipts	Net Outlays	Outlays	Applicable Receipts	Net Outlays	Outlays	Applicable Receipts	Net Outlays
Department of the Treasury:									
Office of the Secretary.....	-\$396,570	-\$396,570	-\$289,734	-\$289,734	\$553,347	\$553,344
Office of Revenue Sharing:									
General Revenue Sharing.....	73	73	6,828,004	6,828,004	6,847,443	6,847,443
Targeted and antirecession fiscal assistance
Other.....	662	662	5,773	5,773	6,473	6,473
Federal Law Enforcement Training Center.....	1,938	1,938	18,429	18,429	24,213	24,213
Bureau of Government Financial Operations:									
Salaries and expenses.....	12,932	12,932	173,272	173,272	171,515	171,515
Claims, judgements, and relief acts.....	107,916	107,916	411,590	411,590	227,680	227,680
Other.....	152	152	10,555	10,555	545,492	545,492
Total--Bureau of Government Financial Operations.....	121,000	121,000	595,417	595,417	944,686	944,686
Bureau of Alcohol, Tobacco and Firearms.....	13,877	13,877	136,510	136,510	122,676	122,676
United States Customs Service.....	63,466	63,466	727,055	727,055	630,794	630,794
Bureau of Engraving and Printing.....	2,794	2,794	5,534	5,534	-7,674	-7,674
Bureau of the Mint.....	-239	-239	47,573	47,573	39,619	39,619
Bureau of the Public Debt.....	8,279	8,279	181,277	181,277	154,535	154,535
Internal Revenue Service:									
Federal tax lien revolving fund.....	82	\$127	-45	1,857	\$1,556	301	899	317
Salaries and expenses.....	15,916	15,916	139,217	139,217	121,845	582	121,845
Taxpayer service and returns processing.....	69,375	69,375	741,711	741,711	711,708	711,708
Examinations and appeals.....	85,824	85,824	808,401	808,401	741,313	741,313
Investigations and collections.....	53,824	53,824	482,436	482,436	416,329	416,329
Payment where credit exceeds liability for tax.....	34,608	34,608	1,266,305	1,266,305	766,640	766,640
Refunding internal revenue collections, interest.....	59,236	59,236	440,601	440,601	329,750	329,750
Internal revenue collections for Puerto Rico.....	14,245	14,245	188,459	188,459	182,539	182,539
Other.....	767	767	2,310	2,310
Total--Internal Revenue Service.....	333,877	127	333,750	4,071,297	1,556	4,069,741	3,271,023	582	3,270,441
United States Secret Service.....	17,131	17,131	164,187	164,187	130,552	130,552
Comptroller of the Currency.....	10,451	28,221	-17,770	98,377	106,865	-8,489	85,108	98,734	-13,626
Interest on the public debt:									
Public issues (accrual basis).....	5,172,387	5,172,387	54,768,906	54,768,906	44,066,868	44,066,868
Special Issues (cash basis).....	412,575	412,575	14,394,256	14,394,256	11,410,425	11,410,425
Total--Interest on the public debt.....	5,584,963	5,584,963	69,163,161	69,163,161	55,477,293	55,477,293
Proprietary receipts from the public.....	137,560	-137,560	1,531,460	-1,531,460	1,161,760	-1,161,760
Receipts from off-budget Federal agencies.....	348,027	-348,027	5,404,704	-5,404,704	3,644,984	-3,644,984
Intrabudgetary transactions.....	-83,665	-83,665	-3,082,582	-3,082,582	-2,331,288	-2,331,288
Total--Department of the Treasury.....	5,678,036	513,936	5,164,100	78,670,280	7,044,585	71,625,695	65,948,801	4,906,063	61,042,739

TABLE III--BUDGET RECEIPTS AND OUTLAYS--Continued (In thousands)

Classification of OUTLAYS--Continued	This Month			Current Fiscal Year to Date			Comparable Period Prior Fiscal Year		
	Outlays	Applicable Receipts	Net Outlays	Outlays	Applicable Receipts	Net Outlays	Outlays	Applicable Receipts	Net Outlays
Environmental Protection Agency:									
Salaries and expenses.....	\$52,238	\$52,238	\$417,376	\$417,376	\$89,041	\$89,041
Research and development:									
Energy supply.....	25,970	25,970	231,636	231,636	271,756	271,756
Pollution control and abatement.....	761	761	3,761	3,761	11,513	11,513
Abatement, control, and compliance.....	57,274	57,274	431,689	431,689	488,282	488,282
Construction grants.....	331,763	331,763	4,019,261	4,019,261	3,429,781	3,429,781
Other.....	2,527	-\$185	2,711	30,343	\$610	29,733	86,155	\$473	85,682
Proprietary receipts from the public.....	9,199	-9,199	4,708	-4,708	639	-639
Total--Environmental Protection Agency.....	470,533	9,014	461,519	5,134,067	5,318	5,128,749	4,376,530	1,112	4,375,418
National Aeronautics and Space Administration:									
Research and Development.....	345,993	345,993	3,442,378	3,442,378	2,830,840	2,830,840
Construction of facilities.....	10,002	10,002	124,547	124,547	121,425	121,425
Research and program management.....	99,741	99,741	927,804	927,804	857,404	857,404
Other.....	1,274	1,274	62	62
Proprietary receipts from the public.....	72	-72	2,279	-2,279	9,031	-9,031
Total--National Aeronautics and Space Administration.....	455,737	72	455,665	4,496,003	2,279	4,493,723	3,809,731	9,031	3,800,699
Veterans Administration:									
Public enterprise funds:									
Loan guaranty revolving fund.....	37,397	-1,204	38,601	421,502	254,981	166,521	446,897	252,528	194,369
Direct loan revolving fund.....	3,389	34,089	-30,699	68,340	129,821	-61,481	81,362	116,348	-34,986
Veterans reopened insurance fund.....	2,661	1,772	888	36,332	55,231	-18,899	23,493	52,298	-28,805
Education loan fund.....	230	153	77	4,786	1,560	3,225	6,838	754	6,084
Other.....	22,461	20,301	2,160	245,894	245,206	688	240,238	239,837	400
Compensation and pensions.....	1,852,675	1,852,675	11,138,868	11,138,868	10,385,184	10,385,184
Readjustment benefits.....	223,107	223,107	2,362,147	2,362,147	2,751,316	2,751,316
Medical care.....	466,196	466,196	5,361,346	5,361,346	4,751,301	4,751,301
Medical and prosthetic research.....	8,270	8,270	117,392	117,392	107,864	107,864
General operating expenses.....	36,939	36,939	572,838	572,838	565,342	565,342
Construction projects.....	26,952	26,952	267,529	267,529	216,444	216,444
Insurance funds:									
National service life.....	60,170	60,170	856,964	856,964	731,812	731,812
United States Government life.....	4,387	4,387	69,903	69,903	66,946	66,946
Veterans special life.....	3,673	4,446	-773	50,759	94,154	-43,395	52,092	90,320	-38,229
Other.....	13,510	13,510	121,642	121,642	107,818	107,818
Proprietary receipts from the public:									
National service life.....	42,743	-42,743	420,949	-420,949	420,418	-420,418
Government life.....	289	-289	4,888	-4,888	4,127	-4,127
Other.....	3,761	-3,761	96,143	-96,143	66,126	-66,126
Intrabudgetary transactions.....	-223	-223	-2,735	-2,735	-2,201	-2,201
Total--Veterans Administration.....	2,761,794	106,349	2,655,445	21,693,507	1,302,934	20,390,573	20,532,745	1,242,757	19,289,988
Independent agencies:									
Action.....	9,866	9,866	121,863	121,863	109,736	109,736
Arms Control and Disarmament Agency.....	1,680	1,680	15,894	15,894	13,642	13,642
Board for International Broadcasting.....	6,860	6,860	94,168	94,168	80,077	80,077
Civil Aeronautics Board.....	10,227	2	10,224	108,199	114	108,085	89,758	108	89,650
Commission on Civil Rights.....	943	943	10,660	10,660	9,046	9,046
Community Services Administration.....	67,472	62	67,410	2,113,047	1,515	2,111,532	736,159	393	735,766
Consumer Product Safety Commission.....	3,261	-8	3,269	40,005	-1	40,006	36,392	13	36,379
Corporation for Public Broadcasting.....	152,000	152,000	120,200	120,200

TABLE III--BUDGET RECEIPTS AND OUTLAYS--Continued (In thousands)

Classification of OUTLAYS--Continued	This Month			Current Fiscal Year to Date			Comparable Period Prior Fiscal Year		
	Outlays	Applicable Receipts	Net Outlays	Outlays	Applicable Receipts	Net Outlays	Outlays	Applicable Receipts	Net Outlays
Independent Agencies--Continued									
District of Columbia:									
Federal payment				\$339,070		\$339,070	\$274,665		\$274,665
Loans and repayable advances.....	\$20,000		\$20,000	130,000	\$44,376	85,624	140,832	\$22,346	118,486
Equal Employment Opportunity Commission	8,838	\$5	8,833	118,494	51	118,443	84,499	34	84,465
Export-Import Bank of the United States.....	322,687	236,183	86,503	3,739,297	2,190,251	1,549,045	2,090,406	2,101,007	-10,601
Federal Communications Commission	5,604	1	5,603	67,865	18	67,847	62,550	18	62,532
Federal Deposit Insurance Corporation.....	120,375	238,397	-118,022	803,148	1,663,751	-860,604	565,903	1,767,536	-1,201,633
Federal Emergency Management Agency:									
National flood insurance and development fund	38,213		38,213	392,231	9	392,221	323,310	119,184	204,126
Emergency planning, preparedness, and mobilization.	9,554		9,554	111,620		111,620	120,160		120,160
Hazard mitigation and disaster assistance.....	6,285		6,285	121,086		121,086	53,385		53,385
Federal Home Loan Bank Board:									
Public enterprise funds:									
Federal Home Loan Bank Board revolving fund.....	2,313	1,873	439	18,825	19,863	-1,037	44,185	47,001	-2,816
Federal Savings and Loan Insurance Corp. fund....	101,613	29,294	72,319	1,151,317	619,446	531,871	148,544	618,485	-469,941
Interest adjustment payments				21		21	54		54
Federal Trade Commission.....	6,550	5	6,545	63,993	41	63,953	58,096	-561	58,657
General Services Administration:									
Real Property Activities.....	102,161		102,161	-160,728		-160,728	-191,230		-191,230
Personal Property Activities.....	-15,829		-15,829	112,185		112,185	137,864		137,864
Records Activities.....	5,276	713	4,563	83,931	7,446	76,485	77,477	8,160	69,317
Federal Property Resources Activities.....	3,087		3,087	39,314		39,314	33,067		33,067
General Activities	8,177	7	8,171	120,734	594	120,140	93,835	662	93,174
Other.....	4,031		4,031	13,969		13,969	3,292		3,292
Proprietary receipts from the public:									
Stockpile receipts.....		14,252	-14,252		91,880	-91,880		65,406	-65,406
Other.....		4,335	-4,335		107,866	-107,866		14,990	-14,990
Intrabudgetary transactions.....	-121		-121	-113		-113	-9,635		-9,635
Total--General Services Administration	106,782	19,306	87,475	209,291	207,786	1,504	144,671	89,218	55,453
Intragovernmental Agencies:									
Washington Metropolitan Area Transit Authority				99,806		99,806	62,646		62,646
Other.....	934	215	719	6,869	2,390	4,479	5,708	1,635	4,073
International Communications Agency.....	30,382	50	30,333	392,682	456	392,227	343,594	834	342,761
Interstate Commerce Commission.....	7,850	6	7,844	141,619	2,248	139,371	61,565	12,216	49,348
Legal Services Corporation.....	23,522		23,522	294,289		294,289	252,410		252,410
Merit Systems Protection Board.....	2,120		2,120	12,226	(*)	12,225	4,600		4,600
National Credit Union Administration:									
Central liquidity facility	39,648	36,557	3,091	464,360	383,678	80,681			
Other.....	11,193	2,459	8,734	87,767	94,206	-6,438	6,903	38,313	-31,410
National Foundation on the Arts and the Humanities:									
National Endowment for the Arts	12,473	4	12,469	137,371	11	137,359	121,919	12	121,906
National Endowment for the Humanities	15,679		15,679	154,522		154,522	138,061		138,061
National Labor Relations Board.....	8,517	16	8,501	100,145	133	100,012	91,862	163	91,699
National Science Foundation.....	102,159	69	102,090	841,585	311	841,275	779,186	527	778,660
National Transportation Safety Board	1,248	1	1,247	15,962	5	15,957	14,680	8	14,672
Nuclear Regulatory Commission.....	44,309	1	44,308	341,992	15	341,977	281,963	25	281,937

See footnotes on page 3.

TABLE III--BUDGET RECEIPTS AND OUTLAYS--Continued (In thousands)

Classification of OUTLAYS--Continued	This Month			Current Fiscal Year to Date			Comparable Period Prior Fiscal Year		
	Outlays	Applicable Receipts	Net Outlays	Outlays	Applicable Receipts	Net Outlays	Outlays	Applicable Receipts	Net Outlays
Independent Agencies--Continued									
Office of Personnel Management:									
Salaries and expenses.....	-\$6,899	-\$6,899	\$113,715	\$113,715	\$110,131	\$110,131
Government payment for annuitants, employees health benefits	81	81	513,939	513,939	461,179	461,179
Payment to civil service retirement and disability fund.....	57,450	57,450	58,260	58,260	987	987
Civil service retirement and disability fund.....	1,289,750	1,289,750	13,420,440	13,420,440	11,346,749	11,346,749
Employees health benefits fund.....	334,107	\$328,875	5,232	3,232,388	\$3,204,585	27,803	2,886,533	\$2,919,691	-33,158
Employees life insurance fund.....	37,502	122,875	-85,373	445,138	802,541	-357,403	449,372	746,121	-296,749
Retired employees health benefits fund.....	1,268	1,163	105	12,350	11,151	1,198	11,955	7,668	4,287
Other.....	5,245	5,245	18,864	18,864	14,312	14,312
Proprietary receipts from the public.....	11	-11	1,047	-1,047	1,353	-1,353
Intrabudgetary transactions:									
Civil service retirement and disability fund:									
Receipts transferred to Foreign Service re- tirement and disability fund.....	-39	-39	-5,242	-5,242	-7,991	-7,991
General fund contributions.....	-81	-81	-17,696	-17,696	-987	-987
Other.....	-2,674	-2,674	-25,556	-25,556	-20,691	-20,691
Total--Office of Personnel Management.....	1,715,711	452,924	1,262,787	17,766,601	4,019,324	13,747,277	15,251,549	3,674,834	11,576,715
Panama Canal Commission.....	31,797	34,562	-2,765	240,929	342,968	-102,039
Postal Services (payment to the Postal Service fund).....	1,676,810	1,676,810	1,785,176	1,785,176
Railroad Retirement Board:									
Federal Windfall Payment to Railroad Retirement Trust Fund.....	313,000	313,000	313,000	313,000
Regional rail transportation protective account.....	28,339	28,339	69,019	69,019
Railroad retirement accounts:									
Benefits payments and claims.....	400,747	400,747	4,252,959	4,252,959	3,864,530	3,864,530
Advances to the railroad retirement account from the FOASI trust fund	-4,194	-4,194	-244,179	-244,179	-233,907	-233,907
Advances to the railroad retirement account from the FDI trust fund.....	-1,188	-1,188	-32,685	-32,685	-28,607	-28,607
Disbursements for the payment of FOASI benefits...	29,712	29,712	268,829	268,829	214,132	214,132
Disbursement for the payment of FDI benefits.....	3,967	3,967	35,810	35,810	31,124	31,124
Administrative expenses.....	4,240	4,240	38,429	38,429	28,910	28,910
Interest on refunds of taxes.....	14	14	56	56	22	22
Proprietary receipts from the public.....	(*)	(*)	26	-26	2	-2
Intrabudgetary transactions:									
Railroad retirement account:									
Payment to railroad retirement trust funds.....	-313,000	-313,000	-313,000	-313,000
Interest transferred to federal hospital insurance trust fund.....	22,480	22,480	15,549	15,549
Interest on advances to railroad unemployment insurance account.....	-755	-755
Total--Railroad Retirement Board.....	433,297	(*)	433,297	4,370,037	26	4,370,011	3,960,016	2	3,960,014

See footnotes on page 3.

TABLE III--BUDGET RECEIPTS AND OUTLAYS--Continued (In thousands)

Classification of OUTLAYS--Continued	This Month			Current Fiscal Year to Date			Comparable Period Prior Fiscal Year		
	Outlays	Applicable Receipts	Net Outlays	Outlays	Applicable Receipts	Net Outlays	Outlays	Applicable Receipts	Net Outlays
Independent Agencies--Continued									
Securities and Exchange Commission	\$6,493	(*)	\$6,493	\$66,862	\$8	\$66,855	\$61,029	\$25	\$61,003
Small Business Administration:									
Public enterprise funds:									
Business loan and investment fund	74,889	\$38,941	35,948	1,137,334	452,159	685,225	830,945	430,969	449,976
Disaster loan fund	100,979	33,966	67,012	1,369,494	564,150	805,343	1,374,882	464,998	909,884
Other	2,693	4,317	-1,624	28,717	19,351	9,366	32,246	14,199	18,047
Salaries and expenses	17,798	17,798	195,264	195,264	168,066	168,066
Proprietary receipts from the public	1	-1	24	-24	21	-21
Other	25	25	2,049	2,049	1,529	1,529
Total--Small Business Administration.....	196,383	77,225	119,158	2,732,908	1,035,683	1,697,225	2,457,669	910,187	1,547,481
Smithsonian Institution	19,341	3	19,338	131,732	98	131,634	119,079	56	119,023
Tennessee Valley Authority	494,921	293,055	201,866	5,224,774	3,519,541	1,705,233	4,395,410	2,713,181	1,682,229
United States Railway Association:									
Administrative expenses	2,100	2,100	29,155	29,155	26,700	26,700
Purchases of Conrail Securities	85,000	85,000	590,700	590,700	687,300	687,300
Other independent agencies.....	29,192	794	28,397	270,312	12,631	257,681	207,920	13,562	194,358
Total--Independent agencies.....	4,163,393	1,423,062	2,740,330	46,114,110	14,160,953	31,953,157	36,423,212	12,130,362	24,292,850
Undistributed offsetting receipts:									
Federal employer contributions to retirement and social insurance funds:									
Legislative Branch:									
United States Tax Court:									
Tax court judges survivors annuity fund	-40	-40	-30	-30
The Judiciary:									
Judicial survivors annuity fund	-137	-137	-1,609	-1,609	-1,511	-1,511
Department of Health and Human Services:									
Federal old-age and survivors insurance trust fund	-94,000	-94,000	-936,000	-936,000	-865,000	-865,000
Federal disability insurance trust fund	-16,000	-16,000	-160,000	-160,000	-152,000	-152,000
Federal hospital insurance trust fund	-23,000	-23,000	-227,000	-227,000	-207,000	-207,000
Department of State:									
Foreign Service retirement and disability fund	-1,634	-1,634	-19,447	-19,447	-18,639	-18,639
Independent agencies:									
Office of Personnel Management:									
Civil Service retirement and disability fund.....	-247,483	-247,483	-2,624,053	-2,624,053	-2,386,875	-2,386,875
Receipts from off-budget Federal agencies:									
Independent agencies:									
Office of Personnel Management:									
Civil Service retirement and disability fund....	-91,461	-91,461	-713,966	-713,966	-679,553	-679,553
Subtotal.....	-473,714	-473,714	-4,682,115	-4,682,115	-4,310,608	-4,310,608

See footnotes on page 3.

TABLE III--BUDGET RECEIPTS AND OUTLAYS--Continued (In thousands)

Classification of OUTLAYS--Continued	This Month			Current Fiscal Year to Date			Comparable Period Prior Fiscal Year		
	Outlays	Applicable Receipts	Net Outlays	Outlays	Applicable Receipts	Net Outlays	Outlays	Applicable Receipts	Net Outlays
Undistributed offsetting receipts--Continued									
Interest credited to certain Government Accounts:									
The Judiciary:									
Judicial survivors annuity fund	-£2,036		-£2,036	-£5,049		-£5,049	-£3,810		-£3,810
Department of Defense:									
Civil:									
Soldiers' and Airmen's Home permanent fund				-6,365		-6,365	-5,919		-5,919
Department of Health and Human Services:									
Federal old-age and survivors insurance trust fund.	-99,989		-99,989	-1,822,262		-1,822,262	-1,887,337		-1,887,337
Federal disability insurance trust fund	-13,843		-13,843	-443,938		-443,938	-299,842		-299,842
Federal hospital insurance trust fund	-6,682		-6,682	-1,036,780		-1,036,780	-864,895		-864,895
Federal supplementary medical insurance trust fund	-4,474		-4,474	-410,777		-410,777	-358,120		-358,120
Department of Labor:									
Unemployment trust fund	-14,503		-14,503	-847,921		-847,921	-488,196		-488,196
Black Lung Disability Trust Fund							-122		-122
Department of State:									
Foreign Service retirement and disability fund	-172		-172	-40,846		-40,846	-30,638		-30,638
Department of Transportation:									
Airport and airway trust fund	-1,189		-1,189	-397,259		-397,259	-278,288		-278,288
Highway trust fund	-7,121		-7,121	-1,015,243		-1,015,243	-838,345		-838,345
Veterans Administration:									
United States Government life insurance fund	-38		-38	-32,647		-32,647	-34,318		-34,318
National service life insurance fund	-3,196		-3,196	-584,712		-584,712	-528,424		-528,424
Independent Agencies:									
Office of Personnel Management:									
Civil Service retirement and disability fund	-60,011		-60,011	-4,902,560		-4,902,560	-4,040,085		-4,040,085
Railroad Retirement Board:									
Railroad retirement account	5,580		5,580	-312,430		-312,430	-190,015		-190,015
Other	-1,161		-1,161	-15,420		-15,420	-6,961		-6,961
Subtotal	-208,836		-208,836	-11,874,211		-11,874,211	-9,855,316		-9,855,316
Rents and royalties on the outer continental shelf land...		\$177,536	-177,536		\$3,937,228	-3,937,228		\$2,676,393	-2,676,393
Total--Undistributed offsetting receipts	-682,550	177,536	-860,087	-16,556,326	3,937,228	-20,493,553	-14,165,924	2,676,393	-16,842,317
Total outlays	56,884,632	6,129,855	50,754,777	599,419,278	67,697,287	531,721,991	522,495,588	58,431,401	464,064,187
TOTAL BUDGET			(Net Totals)			(Net Totals)			(Net Totals)
Receipts			44,258,542			466,505,814			418,652,627
Outlays (-)			-50,754,777			-531,721,991			-464,064,187
Budget surplus (+) or deficit (-)			-6,496,235			-65,216,176			-45,411,560

MEMORANDUM

Receipts offset against outlays (In thousands)

	Current Fiscal Year to Date	Comparable Period Prior Fiscal Year
Proprietary receipts	\$19,210,522	\$16,844,476
Receipts from off-budget Federal agencies	5,404,704	3,644,984
Intrabudgetary transactions	37,260,100	34,342,631
Total receipts offset against outlays	61,875,326	54,832,141

TABLE IV--MEANS OF FINANCING (In thousands)

23

Classification (Assets and Liabilities Directly Related to the Budget)	Net Transactions (-) denotes net reduction of either liability or asset accounts			Account Balances Current Fiscal Year		
	This Month	Fiscal Year to Date		Beginning of		Close of This Month
		This Year	Prior Year	This Year	This Month	
LIABILITY ACCOUNTS						
Borrowing from the public:						
Public debt securities, issued under general financial authorities:						
Obligations of the United States, issued by:						
United States Treasury	\$11,741,391	\$66,904,475	\$41,595,738	\$826,519,087	\$881,682,171	\$893,423,563
Federal Financing Bank	10	10	10
Total public debt securities	11,741,391	66,904,475	41,595,738	826,519,097	881,682,181	893,423,573
Agency securities, issued under special financing authorities (See Schedule B. For other agency borrowing, see Schedule C.)	-33,611	-580,462	-1,635,369	7,231,770	6,684,919	6,651,307
Total federal securities	11,707,780	66,324,013	39,960,368	833,750,867	888,367,100	900,074,880
Deduct:						
Federal securities held as investments of government accounts (See Schedule D)	596,984	2,068,977	10,569,149	189,161,534	190,633,527	191,230,511
Total borrowing from the public	11,110,796	64,255,036	29,391,219	644,589,333	697,733,573	708,844,368
Accrued interest payable to the public	-2,504,426	-25,458	-872,382	8,154,582	10,633,551	8,129,124
Allocations of special drawing rights	13,302	1,141,918	1,180,728	4,174,771	5,303,387	5,316,689
Deposit funds	46,981	332,894	467,695	4,292,356	4,578,269	4,625,250
Miscellaneous liability accounts (Includes checks outstanding etc.)	3,709,129	1,850,841	7,101,266	8,565,878	6,707,590	10,416,720
Total liability accounts	12,375,782	67,555,231	37,268,526	669,776,920	724,956,369	737,332,151
ASSET ACCOUNTS (Deduct)						
Cash and monetary assets:						
U.S. Treasury operating cash:						
Federal Reserve account	-1,211,470	-3,746,729	-13,104,894	6,489,007	3,953,748	2,742,278
Tax and loan note accounts	3,274,009	-7,935,031	-2,388,541	17,686,990	6,477,950	9,751,959
Balance	2,062,539	-11,681,760	-15,493,435	24,175,997	10,431,698	12,494,237
Special drawing rights:						
Total holdings	167,471	1,283,985	-252,548	2,725,228	3,841,742	4,009,212
SDR certificates issued to Federal Reserve Banks	-150,000	-1,468,000	-500,000	-1,800,000	-3,118,000	-3,268,000
Balance	17,471	-184,015	-752,548	925,228	723,742	741,212
Gold tranche drawing rights:						
U.S. subscription to International Monetary Fund:						
Direct quota payments	8,810,156	8,810,156	8,810,156
Maintenance of value adjustments	27,659	124,247	163,346	2,120,603	2,217,191	2,244,850
Other demand liabilities issued to IMF	120,000	-109,209	-2,489,984	-9,423,243	-9,652,453	-9,532,453
Receivable/Payable (-) for U.S. currency valuation adjustment	-24,985	52,783	100,510	-208,178	-130,411	-155,395
Balance	122,675	67,821	-2,226,128	1,299,338	1,244,484	1,367,159
Loans to International Monetary Fund	30,032	228,669	-706,304	198,637	228,669
Other cash and monetary assets	230,977	2,232,086	3,024,057	5,690,273	7,691,382	7,922,358
Total cash and monetary assets	2,463,694	-9,337,200	-16,154,358	32,090,836	20,289,942	22,753,636
Miscellaneous asset accounts	1,605,666	847,330	937,243	6,110,182	5,351,846	6,957,512
Total asset accounts	4,069,360	-8,489,870	-15,217,116	38,201,018	25,641,787	29,711,148
Excess of liabilities (+) or assets (-)	+8,306,422	+76,045,101	+52,485,641	+631,575,902	+699,314,581	+707,621,003
Transactions not applied to current year's surplus or deficit (See Schedule A for details)	-1,810,187	-10,828,925	-7,074,081	-9,018,738	-10,828,925
Total budget financing [Financing of deficit (+) or disposition of surplus (-)]	+6,496,235	+65,216,176	+45,411,560	+631,575,902	+690,295,844	+696,792,078

24 TABLE IV--SCHEDULE A--ANALYSIS OF CHANGE IN EXCESS OF LIABILITIES (In thousands)

Classification	This Month	Fiscal Year to Date	
		This Year	Prior Year
Excess of liabilities beginning of period: Based on composition of unified budget in preceding period.	\$699,445,057	\$631,706,378	\$595,528,323
Adjustments during current fiscal year for changes in composition of unified budget:			
Reclassification of deferred charges/credits, public debt foreign currency securities to budgetary accounts..	-80,800	-80,800
Reclassification of exchange stabilization fund from a deposit fund (liability) to a budget account	-49,675	-49,675	-502,065
Excess of liabilities beginning of period (current basis).....	699,314,581	631,575,902	595,026,259
Budget surplus (-) or deficit: Based on composition of unified budget in prior fiscal year.	6,996,565	65,716,507	44,951,012
Reclassification of deferred charges/credits, public debt foreign currency securities to budgetary accounts.....	-67,492	-67,492	-64,558
Reclassification of exchange stabilization fund from a deposit fund (liability) to a budget account	-432,839	-432,839	525,106
Budget surplus (-) or deficit (Table III)	6,496,235	65,216,176	45,411,560
Transactions not applied to current year's surplus or deficit:			
Seigniorage.....	-38,159	-635,187	-896,417
Increment on gold
Proceeds from currency
Profit on sale of gold	-15	-926,762	-2,171,648
Net gain (-)/loss for U.S. currency valuation adjustment ..	-2,675	-6,821	-94,872
Net gain (-)/loss for IMF loan valuation adjustment	-78,532
Off-budget Federal Agencies:			
Federal Financing Bank.....	928,981	12,687,572	11,878,056
Pension Benefit Guaranty Fund.....	-19,523	-29,971	-40,703
Postal Service	883,398	-618,932	-1,819,029
Rural electrification and telephone revolving fund.....	49,675	206,680	202,744
Rural Telephone Bank.....	8,505	152,346	94,484
Total--transactions not applied to current year's surplus or deficit.....	1,810,187	10,828,925	7,074,081
Excess of liabilities close of period	707,621,003	707,621,003	647,511,900

See footnotes on page 3.

TABLE IV--SCHEDULE B--AGENCY SECURITIES, ISSUED UNDER SPECIAL FINANCING AUTHORITIES (In thousands)

Classification	Net Transactions (-) denotes net reduction of liability accounts			Account Balances Current Fiscal Year		
	This Month	Fiscal Year to Date		Beginning of		Close of This Month
		This Year	Prior Year	This Year	This Month	
Agency securities, issued under special financing authorities:						
Obligations of the United States, issued by:						
Export-Import Bank	-\$15,805	-\$259,489	-\$1,205,124	\$933,456	\$689,773	\$673,968
Obligations guaranteed by the United States, issued by:						
Department of Defense:						
Family Housing Mortgages	-9,723	-115,879	-118,744	766,685	660,529	650,806
Department of Housing and Urban Development:						
Federal Housing Administration.....	-8,254	-43,048	-48,550	551,184	516,390	508,136
Department of Transportation:						
Coast Guard:						
Family Housing Mortgages	-205	-197	1,423	1,218	1,218
Obligations not guaranteed by the United States, issued by:						
Department of Defense:						
Homeowners Assistance Mortgages	171	158	-754	21	8	179
Department of Housing and Urban Development:						
Government National Mortgage Association	-162,000	-162,000	3,004,000	2,842,000	2,842,000
Independent Agencies:						
Postal Services.....	250,000	250,000	250,000
Tennessee Valley Authority	-100,000	1,725,000	1,725,000	1,725,000
Total agency securities	-33,611	-580,462	-1,635,369	7,231,770	6,684,919	6,651,307

TABLE IV--SCHEDULE C (MEMORANDUM)--AGENCY BORROWING FINANCED THROUGH
ISSUE OF PUBLIC DEBT SECURITIES (In thousands)

Classification	Transactions			Account Balances Current Fiscal Year		
	This Month	Fiscal Year to Date		Beginning of		Close of this Month
		This Year	Comparable Prior Year	This Year	This Month	
Borrowing from the Treasury:						
Commodity Credit Corporation.....	-\$414,000	-\$98,264	\$2,588,210	\$13,926,516	\$14,242,252	\$13,828,252
D. C. Commissioners: Stadium sinking fund, Armory Board, D. C.		-832	-831	832
Export-Import Bank of United States.....	106,100	238,500	50,000	182,400	288,500
Federal Emergency Management Agency:						
National flood insurance fund.....	15,000	351,885	177,044	445,555	782,440	797,440
Federal Financing Bank.....	1,153,715	15,812,593	14,802,009	^R 64,211,034	78,869,912	80,023,626
Federal Housing Administration:						
General insurance.....		16,000	2,156,655	2,172,655	2,172,655
Special risk insurance.....		66,000	1,812,166	1,878,166	1,878,166
General Services Administration:						
Pennsylvania Avenue Development Corporation.....		-841	15,311	33,938	33,097	33,097
Government National Mortgage Association:						
Emergency home purchase assistance fund.....	48,980	1,039,220	205,043	1,351,400	2,341,640	2,390,620
Management and liquidating functions.....		-14,000	-21,000	14,000
Special assistance functions.....	11,870	650,986	80,620	4,221,417	4,860,533	4,872,403
International Communication Agency.....		22,114	22,114	22,114
Rural Electrification Administration.....	40,252	236,769	238,471	7,864,742	8,061,259	8,101,511
Rural Telephone Bank.....	11,118	125,146	67,699	394,868	508,896	520,014
Saint Lawrence Seaway Development Corporation.....		-2,000	-2,500	112,976	110,976	110,976
Secretary of Agriculture, Farmers Home Administration:						
Rural housing insurance fund.....		1,200,000	1,005,718	2,205,718	2,205,718
Agricultural credit insurance fund.....		1,074,000	1,850,000	1,850,000	1,850,000
Rural development insurance fund.....	25,000	85,000	75,000	515,000	575,000	600,000
Secretary of Education:						
College housing loans.....		-123,675	2,687,325	2,687,325	2,687,325
Secretary of Energy:						
Bonneville Power Administration.....		410,000	410,000	410,000
Secretary of Housing and Urban Development:						
Housing for the Elderly and Handicapped.....	70,000	700,000	410,000	520,170	1,150,170	1,220,170
New communities guaranty:						
Title IV.....		3,532	275	3,762	7,294	7,294
Title VII.....		39,375	28,781	240,849	280,224	280,224
Urban renewal fund.....		-50,000	-500,000	300,000	250,000	250,000
Secretary of the Interior:						
Bureau of Mines, helium fund.....		251,650	251,650	251,650
Secretary of Transportation:						
Rail Service Assistance.....		15	100	115	115
Regional Rail Reorganization.....	56,232	57,178	2,704	3,650	59,882
Smithsonian Institution:						
John F. Kennedy Center parking facilities.....		20,400	20,400	20,400
Tennessee Valley Authority.....		150,000	150,000	150,000
Veterans Administration:						
Veterans direct loan program.....		1,730,078	1,730,078	1,730,078
<i>Total Borrowing from the Treasury</i>	<i>1,124,267</i>	<i>20,456,262</i>	<i>19,114,457</i>	<i>106,305,969</i>	<i>125,637,964</i>	<i>126,762,230</i>
Borrowing from the Federal Financing Bank:						
Export-Import Bank of the United States.....		1,604,990	1,278,000	7,952,887	9,557,877	9,557,877
National Credit Union Administration.....	3,000	80,682	77,682	80,682
Postal Service.....		-67,000	-162,000	1,587,000	1,520,000	1,520,000
Tennessee Valley Authority.....	145,000	1,595,000	1,710,000	7,125,000	8,575,000	8,720,000
<i>Total Borrowing from the Federal Financing Bank</i>	<i>148,000</i>	<i>3,213,672</i>	<i>2,826,000</i>	<i>16,664,887</i>	<i>19,730,559</i>	<i>19,878,559</i>
Total Agency Borrowing financed through issues of Public Debt Securities.....	1,272,267	23,669,934	21,940,457	122,970,856	145,368,523	146,640,789

Note: Includes only amounts loaned to Federal Agencies in lieu of Agency Debt issuance and excludes Federal Financing Bank purchase of loans made or guaranteed by Federal Agencies. The Federal Financing Bank borrows from Treasury and issues its own securities and in turn may loan these funds to Agencies in lieu of Agencies borrowing directly through Treasury or issuing their own securities.

R = Revised

**TABLE IV--SCHEDULE D--INVESTMENTS OF GOVERNMENT ACCOUNTS
IN FEDERAL SECURITIES (In thousands)**

Classification	Net Purchases or Sales (-)			Securities Held as Investments Current Fiscal Year		
	This Month	Fiscal Year to Date		Beginning of		Close of This Month
		This Year	Prior Year	This Year	This Month	
Federal Funds:						
Department of Agriculture:						
Agency securities.....		-\$6,000	-\$6,000	\$17,215	\$11,215	\$11,215
Department of Commerce.....	\$4,920	38,365	28,205	104,021	137,466	142,386
Department of Housing and Urban Development:						
Federal Housing Administration:						
Federal housing administration fund:						
Public debt securities.....	31,348	74,149	98,932	1,992,302	2,035,103	2,066,451
Agency securities.....	-5,197	-13,917	-3,726	187,263	178,542	173,346
Government National Mortgage Association:						
Emergency mortgage purchase assistance:						
Agency securities.....		2,979	1,828	4,570	7,549	7,549
Special assistance function fund:						
Public debt securities.....		650	650	650
Agency securities.....	-720	-8,735	-8,984	96,613	88,598	87,878
Management and liquidating functions fund:						
Agency securities.....	-266	-2,944	-4,384	28,592	25,915	25,649
Guarantees of Mortgage-Backed Securities:						
Public debt securities.....	7,805	48,563	48,082	121,889	162,647	170,452
Agency securities.....		18,628	2,727	38,208	56,837	56,837
Participation sales fund:						
Public debt securities.....	10,736	16,510	74,943	1,379,173	1,384,947	1,395,683
Agency securities.....		12,380	12,380	12,380
Housing Management:						
Community disposal operations fund:						
Agency securities.....		388	388	388
Department of Interior.....		1,517,720	1,517,720	1,517,720
Department of Transportation.....	849	10,771	729	18,800	28,722	29,571
Department of the Treasury.....	-399,546	-593,748	1,614,171	4,266,116	4,071,913	3,672,367
Veterans Administration:						
Veterans reopened insurance fund.....	-596	18,761	28,809	437,950	457,307	456,711
Independent Agencies:						
Export-Import Bank of the United States.....	48,500
Federal Emergency Management Agency:						
National insurance development fund.....	-19,671	10,000	62,037	42,366	42,366
Federal Savings and Loan Insurance Corporation:						
Public debt securities.....	-72,272	-532,295	477,701	5,482,967	5,022,944	4,950,672
Agency securities.....	-300	-7,760	78,215	77,915	77,915
National Credit Union Administration.....	-6,957	12,167	23,550	128,284	147,408	140,451
Other.....	11,400	82,355	64,065	444,130	515,085	526,485
Total public debt securities.....	-412,313	674,296	2,519,687	14,437,669	15,524,278	15,111,965
Total agency securities.....	-6,183	-10,287	-26,299	463,443	459,338	453,155
Total Federal funds.....	-418,495	664,009	2,493,388	14,901,112	15,983,616	15,565,120
Trust Funds:						
Legislative Branch:						
United States Tax Court.....	50	65	716	766	766
Library of Congress.....	105	80	1,595	1,700	1,700
The Judiciary:						
Judicial Survivors Annuity Fund.....	5,663	7,451	51,145	56,808	56,808
Department of Agriculture.....	900	-1,345	150	1,050	1,050
Department of Commerce.....	-5	-25	35	30	30
Department of Defense.....	-27	-268	-498	3,224	2,983	2,956
Department of Health and Human Services:						
Federal old-age and survivors insurance trust fund:						
Public debt securities.....	1,992,580	-1,375,134	-4,172,072	26,773,347	23,405,633	25,398,213
Agency securities.....	555,000	555,000	555,000
Federal disability insurance trust fund.....	-53,750	1,576,567	555,440	5,582,621	7,212,938	7,159,188
Federal hospital insurance trust fund:						
Public debt securities.....	-377,346	718,792	998,467	13,113,539	14,209,677	13,832,331
Agency securities.....	50,000	50,000	50,000
Federal supplementary medical insurance trust fund.....	-95,498	-350,892	989,523	4,974,022	4,718,628	4,623,130
Other.....	-40	2,161	884	2,620	4,821	4,781

IN FEDERAL SECURITIES (In thousand)--Continued

Classification	Net Purchases or Sales (-)			Securities Held as Investments Current Fiscal Year		
	This Month	Fiscal Year to Date		Beginning of		Close of This Month
		This Year	Prior Year	This Year	This Month	
Trust Funds--Continued						
Department of the Interior.....	-344,340	\$142,072	\$1,245	\$11,601	\$198,012	\$153,672
Department of Labor:						
Unemployment trust fund.....	1,007,225	164,651	5,054,120	13,793,113	12,950,539	13,957,764
Other.....	274	4,106	4,380	4,380
Department of State:						
Foreign service retirement and disability fund.....	-7,967	28,823	42,985	492,628	529,418	521,451
Other.....	-150	-55	160	1,140	1,235	1,085
Department of Transportation:						
Airport and airway trust fund.....	-74,818	1,143,353	764,307	4,377,426	5,595,597	5,520,779
Highway trust fund.....	-399,324	-1,025,184	1,141,808	12,468,657	11,842,797	11,443,473
Other.....	10	20	30	30
Department of the Treasury.....	17,500	7,850	12,505	64,825	55,175	72,675
Veterans Administration:						
Government life insurance fund.....	-3,160	-30,530	-28,152	462,557	435,187	432,027
National service life insurance fund:						
Public debt securities.....	-14,796	146,807	224,769	7,824,952	7,986,555	7,971,759
Agency securities.....	135,000	135,000	135,000
Veterans special life insurance fund.....	41,996	38,328	621,135	663,131	663,131
General Post Fund National Homes.....	381	470	2,365	2,746	2,746
Independent Agencies:						
Federal Deposit Insurance Corporation.....	118,877	864,555	1,203,234	9,252,006	9,997,684	10,116,561
General Services Administration.....	-9	-1,095	1,694	4,510	3,424	3,415
Harry S. Truman Memorial Scholarship Trust Fund....	405	2,040	2,000	34,854	36,489	36,894
Japan-United States Friendship Commission.....	-482	-121	-669	18,655	19,015	18,534
Office of Personnel Management:						
Civil service retirement and disability fund:						
Public debt securities.....	-547,665	-1,775,422	-1,064,642	63,734,226	62,506,469	61,958,804
Agency securities.....	275,000	275,000	275,000
Employees health benefits fund.....	-5,388	9,049	33,640	590,095	604,532	599,144
Employees life insurance fund.....	85,308	368,148	296,677	3,315,132	3,597,972	3,683,280
Retired employees health benefits fund.....	-1,265	-4,395	3,079	1,814	1,814
Railroad Retirement Board.....	-20,511	-173,013	137,722	3,054,496	2,901,994	2,881,483
Total public debt securities.....	1,576,625	491,263	6,235,775	170,634,591	169,549,229	171,125,853
Total agency securities.....	1,015,000	1,015,000	1,015,000
Total trust funds.....	1,576,625	491,263	6,235,775	171,649,591	170,564,229	172,140,853
Off-budget Federal agencies:						
Federal Financing Bank.....	5,255	-156,905	99,640	226,300	64,140	69,395
Pension Benefit Guaranty Corporation.....	26,300	30,150	40,750	141,925	145,775	172,075
Postal Service.....	-592,700	1,041,200	1,699,716	2,238,716	3,872,616	3,279,916
Rural electrification and telephone revolving fund.....	-739	-120	3,891	3,152	3,152
Total public debt securities.....	-561,145	913,706	1,839,986	2,610,832	4,085,683	3,524,538
Total Off-budget Federal agencies.....	-561,145	913,706	1,839,986	2,610,832	4,085,683	3,524,538
Grand Total.....	596,984	2,068,977	10,569,149	189,161,534	190,633,527	191,230,511

Note: Investments are in Public Debt Securities unless otherwise noted.

TABLE V--COMPARATIVE STATEMENT OF BUDGET RECEIPTS AND OUTLAYS

BY MONTHS OF CURRENT FISCAL YEAR (In millions)

Classification	Oct.	Nov.	Dec.	Jan.	Feb.	March	April	May	June	July	Aug.	Sept.	Fiscal Year To Date	Com-parable Period Prior F. Y.
NET RECEIPTS														
Individual income taxes	\$18,682	\$18,972	\$20,192	\$26,856	\$15,522	\$9,056	\$31,488	\$9,275	\$27,791	\$19,773	\$19,527		\$217,133	\$194,499
Corporation income taxes	1,478	1,160	10,206	2,237	1,420	9,508	9,171	1,230	15,804	2,136	1,367		55,716	56,043
Social insurance taxes and contributions:														
Employment taxes and contributions	8,013	12,259	7,963	9,526	14,824	10,747	13,667	15,752	10,097	8,466	15,512		126,826	109,764
Unemployment insurance	840	1,650	204	675	1,490	208	1,646	4,495	177	1,229	2,423		15,037	15,232
Contributions for other insurance and retirement	530	524	507	574	543	544	573	540	519	558	612		6,024	5,786
Excise taxes	1,547	1,653	1,658	1,448	1,378	1,289	2,269	2,502	2,497	2,662	2,687		21,595	17,085
Estate and gift taxes	526	518	425	509	506	494	459	623	502	623	595		5,779	4,976
Customs duties	646	605	595	611	519	584	559	557	611	663	617		6,569	6,879
Miscellaneous receipts	838	977	866	992	1,661	920	1,265	1,098	1,057	1,240	918		11,827	8,387
Total--receipts this year	33,099	38,320	42,617	43,429	37,862	33,351	61,097	36,071	59,055	37,348	44,259		466,506
Total--receipts prior year ...	28,745	33,227	37,477	38,364	32,639	31,144	52,238	38,287	53,910	33,268	39,353		418,653
NET OUTLAYS														
Legislative Branch	89	97	105	111	92	91	113	92	89	108	95		1,083	1,001
The Judiciary	56	37	38	68	38	40	39	57	50	60	38		522	446
Executive Office of the President	7	6	9	7	9	11	7	7	7	11	8		89	75
Funds Appropriated to the President:														
International security assistance	706	862	442	391	447	167	-24	118	-369	667	506		3,913	627
International development assistance	97	93	44	136	117	268	228	59	157	404	94		1,699	1,392
Other	84	-98	-15	1,141	65	52	50	80	54	104	102		1,618	256
Department of Agriculture:														
Foreign assistance, special export programs and Commodity Credit Corporation	404	727	790	1,561	74	68	468	261	127	-127	-268		4,084	4,638
Other	1,307	1,143	2,080	2,225	1,981	1,664	1,433	1,828	2,505	1,322	1,642		19,131	15,094
Department of Commerce	346	265	268	269	265	308	364	421	340	363	283		3,492	3,794
Department of Defense:														
Military:														
Department of the Army	2,591	2,655	2,551	2,598	2,716	2,793	2,874	2,646	3,039	2,769	2,620		29,853	26,534
Department of the Navy	3,111	3,191	3,428	3,581	3,468	3,521	3,696	3,762	3,589	3,895	3,873		39,114	34,701
Department of Air Force	2,859	3,181	2,853	3,331	3,223	3,622	3,230	3,467	3,419	3,203	3,420		35,809	29,743
Defense agencies	1,619	1,536	1,510	1,445	1,533	1,524	1,557	1,398	1,536	1,572	1,489		16,719	14,684
Total Military	10,180	10,563	10,343	10,955	10,940	11,460	11,357	11,273	11,582	11,439	11,402		121,496	105,661
Civil	348	300	278	252	218	232	239	246	268	282	271		2,934	2,543
Department of Education	752	1,015	934	1,235	904	1,298	1,367	1,164	1,143	828	1,164		11,798	9,957
Department of Energy	496	791	793	-578	520	432	639	619	748	551	717		5,727	7,203
Department of Health and Human Services:														
Human Development Services	521	494	523	590	502	454	482	392	375	401	307		5,042	5,215
Health Care Financing Administration:														
Grants to States for Medicaid	1,211	1,077	1,158	1,354	1,136	953	1,227	1,218	1,123	1,167	1,108		12,732	11,331
Federal Hospital Ins. Trust Fund	1,875	1,836	1,759	2,025	1,854	2,211	2,129	2,203	2,089	2,116	2,031		22,127	18,739
Federal Supp. Med. Ins. Trust Fund	877	829	827	869	910	788	902	895	884	971	981		9,733	8,072
Other	429	567	703	577	553	1,305	591	548	567	662	694		7,196	7,270
Social Security Adm.:														
Assis. Pmts. Program	585	564	611	721	601	492	601	604	604	615	672		6,668	6,054
Federal Old-Age and Survivors Insurance Trust Fund	8,085	8,082	8,085	8,100	8,214	8,226	8,247	8,207	9,656	9,399	9,417		93,718	89,969
Federal Disability Ins. Trust Fund	1,200	1,226	1,221	1,226	1,255	1,249	1,247	1,245	1,235	1,362	1,453		13,920	13,801
Other	651	1,002	1,426	102	1,079	171	690	1,147	89	705	1,305		8,368	7,298
Other	166	60	-743	90	35	-577	188	-14	-1,254	57	25		-1,966	-2,945

TABLE V--COMPARATIVE STATEMENT OF BUDGET RECEIPTS AND OUTLAYS

29

BY MONTHS OF CURRENT FISCAL YEAR (In millions)--Continued

Classification	Oct.	Nov.	Dec.	Jan.	Feb.	March	April	May	June	July	Aug.	Sept.	Fiscal Year To Date	Com-parable Period Prior F. Y.
OUTLAYS--Continued														
Department of Housing and Urban Development	\$1,199	\$1,548	\$363	\$1,234	\$579	\$1,113	\$1,397	\$889	\$1,110	\$1,456	\$961		\$11,850	\$8,403
Department of the Interior.....	393	437	328	385	303	318	360	437	366	237	332		3,896	3,638
Department of Justice.....	255	229	190	232	199	205	262	234	202	231	188		2,428	2,331
Department of Labor:														
Unemployment trust fund.....	736	834	1,001	1,473	1,412	1,451	1,442	1,391	1,768	1,664	1,555		14,728	10,196
Other.....	965	862	1,068	645	1,046	1,030	1,044	1,074	786	1,831	1,332		11,683	10,600
Department of State.....	255	138	139	108	186	154	186	185	86	233	137		1,809	1,426
Department of Transportation:														
Highway trust fund	986	762	794	733	512	484	543	594	866	835	869		7,978	6,159
Other	760	786	913	1,053	651	841	990	705	806	906	720		9,129	7,864
Department of the Treasury:														
Interest on the public debt.....	4,653	5,330	9,804	5,125	5,475	5,427	5,764	5,837	10,678	5,485	5,585		69,163	55,477
General revenue sharing	1,715	1	(**)	1,690	9	1	1,703	(**)	(**)	1,709	(**)		6,828	6,847
Other	-132	-286	-1,045	-1,651	-131	250	117	91	-778	-378	-421		-4,365	-1,282
Environmental Protection Agency.....	521	452	483	479	427	419	482	474	445	485	462		5,129	4,375
National Aeronautics and Space Administration.....	384	415	328	417	408	416	398	397	452	423	456		4,494	3,801
Veterans Administration:														
Compensation and pensions....	889	1,719	1,028	56	1,801	67	943	1,792	61	929	1,853		11,139	10,385
National service life.....	36	24	29	49	28	52	79	50	23	48	17		436	311
Government service life.....	6	4	5	7	4	6	8	7	4	9	4		65	63
Other	875	951	715	683	939	618	973	943	542	727	781		8,751	8,531
Independent agencies:														
General Services Admin.	-166	50	78	-115	56	153	-169	53	144	-170	87		2	55
Office of Personnel Management	1,223	1,174	1,293	1,184	1,127	1,220	1,298	1,273	1,365	1,327	1,263		13,747	11,577
Postal Service	1,677		1,677	1,785
Small Business Administration ..	93	357	4	476	171	111	79	149	66	72	119		1,697	1,547
Tennessee Valley Authority....	-209	208	153	206	207	97	187	196	191	266	202		1,705	1,682
Other ind. agencies.....	1,002	775	1,224	1,254	935	1,481	1,221	1,600	1,353	1,212	1,069		13,125	7,646
Undistributed offsetting receipts:														
Federal employer contributions to retirement fund.....	-470	-400	-388	-359	-401	-512	-418	-390	-453	-417	-474		-4,682	-4,311
Interest credited to certain accounts.....	-114	-531	-4,916	-10	-210	-132	-179	-274	-5,280	-19	-209		-11,874	-9,855
Rents and Royalties on Outer Continental Shelf Lands	-199	-535	-1,258	-798	-334	-70	-57	-181	-171	-157	-178		-3,937	-2,676
Total outlays--this year.....	47,807	46,841	44,010	47,988	47,208	46,566	51,237	50,198	46,702	52,409	50,755		531,722
<i>Total outlays--prior year</i>	<i>42,745</i>	<i>39,188</i>	<i>41,510</i>	<i>40,870</i>	<i>37,739</i>	<i>43,725</i>	<i>40,760</i>	<i>41,618</i>	<i>40,687</i>	<i>40,482</i>	<i>54,740</i>		<i>.....</i>	<i>464,064</i>
Surplus (+) or deficit (-) this year	-14,708	-8,522	-1,393	-4,559	-9,348	-13,215	+9,860	-14,127	+12,353	-15,062	-6,496		-65,216
<i>Surplus (+) or deficit (-) prior year</i>	<i>-13,999</i>	<i>-5,961</i>	<i>-4,032</i>	<i>-2,506</i>	<i>-5,100</i>	<i>-12,581</i>	<i>+11,478</i>	<i>-3,331</i>	<i>+13,223</i>	<i>-7,214</i>	<i>-15,387</i>		<i>.....</i>	<i>-45,412</i>

See footnotes on page 3.

30 TABLE VI--TRUST FUND IMPACT ON BUDGET RESULTS AND INVESTMENT HOLDINGS (In millions)

Classification	Current Month			Fiscal Year to Date			Securities held as Investments Current Fiscal Year		
	Receipts	Outlays	Excess	Receipts	Outlays	Excess	Beginning of		Close of This Month
							This Year	This Month	
Trust receipts, outlays, and investments held:									
Airport and airway	\$155	\$232	-\$77	\$1,713	\$562	\$1,152	\$4,377	\$5,596	\$5,521
Black lung disability trust fund.....	28	-119	147	253	251	2
Federal Deposit Insurance Corp.....	-118	118	-861	861	9,252	9,998	10,117
Federal disability insurance	1,321	1,423	-102	14,732	13,195	1,537	5,583	7,213	7,159
Federal employees life and health benefits.....	-80	80	-328	328	3,908	4,204	4,284
Federal employees retirement	347	896	-549	3,365	5,119	-1,753	64,502	63,317	62,761
Federal hospital insurance.....	1,852	2,001	-149	20,598	19,971	627	13,164	14,260	13,882
Federal old-age and survivors insurance	11,930	9,223	2,707	89,398	90,423	-1,025	27,328	23,961	25,953
Federal supplementary medical insurance	265	292	-28	2,659	3,087	-428	4,974	4,719	4,623
General Revenue Sharing	6,855	6,828	27
Highway	474	881	-407	6,100	7,159	-1,059	12,469	11,843	11,443
Military assistance advances	427	-427	1,321	-1,321
Railroad retirement.....	409	439	-29	2,098	2,274	-176	3,054	2,902	2,881
Unemployment	2,423	1,540	882	15,037	13,880	1,157	13,793	12,951	13,958
Veterans life insurance.....	17	-17	-162	162	9,044	9,220	9,202
All other trust	-3	-80	77	50	-364	415	201	381	354
Trust fund receipts and outlays on the basis of Table III and investments held from Table IV - D.....	19,201	16,975	2,227	162,859	162,355	505	171,650	170,564	172,141
Interfund receipts offset against trust fund outlays	275	275	24,152	24,152			
Total trust fund receipts and outlays	19,476	17,250	2,227	187,011	186,507	505			
Federal fund receipts and outlays on the basis of Table III.....	25,057	33,780	-8,723	310,501	376,222	-65,721			
Interfund receipts offset against Federal fund outlays	5	5	383	383			
Total Federal fund receipts and outlays	25,062	33,785	-8,723	310,884	376,605	-65,721			
Total interfund receipts and outlays...	-280	-280	-31,390	-31,390			
Net budget receipts and outlays	44,259	50,755	-6,496	466,506	531,722	-65,216			


Note: Interfund receipts and outlays are transactions between Federal funds and trust funds, such as, Federal payments and contributions, Federal employer contributions, and interest and profits on investments in Federal securities. They have no net effect on overall budget receipts and outlays since the receipt side of such transactions is offset against budget outlays. In this table, interfund receipts are shown as an adjustment to arrive at total receipts and outlays of trust funds and Federal funds respectively. Included in total interfund receipts and outlays are \$6,855 million in Federal funds transferred to trust funds for general revenue sharing.

TABLE VII--SUMMARY OF RECEIPTS BY SOURCE AND OUTLAYS BY FUNCTION (In thousands)

31

Classification	Budget Receipts and Outlays		
	This Month	Fiscal Year To Date	Comparable Period Prior Fiscal Year
NET RECEIPTS			
Individual income taxes.....	\$19,526,875	\$217,133,378	\$194,499,406
Corporation income taxes.....	1,367,394	55,715,628	56,043,462
Social insurance taxes and contributions:			
Employment taxes and contributions.....	15,512,212	126,825,614	109,764,451
Unemployment insurance.....	2,422,563	15,037,114	15,232,340
Contributions for other insurance and retirement.....	611,715	6,024,317	5,785,957
Excise taxes.....	2,686,981	21,594,707	17,084,576
Estate and gift taxes.....	595,164	5,778,962	4,976,468
Customs.....	617,357	6,568,686	6,879,272
Miscellaneous receipts.....	918,279	11,827,407	8,396,609
Total.....	44,258,542	466,505,814	418,652,627
NET OUTLAYS			
National defense.....	11,697,958	124,243,671	106,583,808
International affairs.....	545,561	9,944,304	5,196,920
General science, space, and technology.....	556,189	5,608,315	4,582,548
Energy.....	645,403	5,709,628	8,169,565
Natural resources and environment.....	1,275,225	12,827,935	11,229,903
Agriculture.....	-130,800	5,135,165	6,438,776
Commerce and housing credit.....	87,873	7,562,699	2,625,899
Transportation.....	1,778,059	18,762,962	15,428,293
Community and regional development.....	941,243	9,053,665	8,732,063
Education, training, employment and social services.....	2,559,776	28,802,230	26,221,998
Health.....	4,896,545	52,881,239	45,504,680
Income security.....	17,999,483	174,673,441	155,950,156
Veterans benefits and services.....	2,658,667	20,419,681	19,316,532
Administration of justice.....	352,761	4,202,861	3,856,947
General government.....	642,401	4,450,895	4,315,785
General purpose fiscal assistance.....	45,646	8,117,729	8,002,088
Interest.....	5,062,873	59,819,122	48,750,544
Undistributed offsetting receipts.....	-860,087	-20,493,553	-16,842,317
Total.....	50,754,777	531,721,991	464,064,187

For sale by the Superintendent of Documents, U. S. Government Printing Office, Washington, D. C. 20402
Subscription price \$62.20 per year (domestic), \$15.55 per year additional (foreign mailing), includes all issues of Daily Treasury Statements,
the Monthly Statement of the Public Debt of the United States and the Monthly Treasury Statement of Receipts
and Outlays of the U. S. Government. No single copies are sold.





Final¹ Monthly Treasury Statement of Receipts and Outlays of the United States Government

for period from October 1, 1979 through September 30, 1980

TABLE I--TOTALS OF BUDGET RESULTS AND FINANCING (In millions)

Period	Budget Receipts and Outlays			Means of Financing			
	Net Receipts	Net Outlays	Budget Surplus (+) or Deficit (-)	By Borrowing from the Public	By Reduction of Cash and Monetary Assets Increase (-)	Other Means	Total Budget Financing
Current month (September 1980).....	\$53,544	\$47,289	+\$6,255	+\$6,260	-\$9,692	-\$2,823	-\$6,255
Actual 1980 (twelve months).....	520,050	579,011	-58,961	70,515	-355	-11,199	58,961
Comparative data:							
Actual 1979 (twelve months).....	465,955	493,607	-27,652	33,641	-408	-5,581	27,652
Estimated 1980 ²	517,892	578,774	-60,882	64,700	10,103	-13,921	60,882
Estimated 1981 ²	604,026	633,791	-29,766	50,800	-21,034	29,766

TABLE II--SUMMARY OF BUDGET RECEIPTS AND OUTLAYS (In millions)

Classification	Actual This Month	Actual This Fiscal Year to Date	Actual Comparable Prior Period	Budget Estimates Full Fiscal Year ²
NET RECEIPTS				
Individual income taxes.....	\$26,936	\$244,069	\$217,841	\$240,713
Corporation income taxes.....	8,884	64,600	65,677	65,481
Social insurance taxes and contributions:				
Employment taxes and contributions.....	11,939	138,765	120,074	138,325
Unemployment insurance.....	299	15,336	15,387	15,463
Contributions for other insurance and retirement.....	622	6,646	6,130	6,724
Excise taxes.....	2,734	24,329	18,745	25,379
Estate and gift taxes.....	611	6,339	5,411	6,100
Customs duties.....	605	7,174	7,439	7,050
Miscellaneous receipts.....	914	12,742	9,252	12,657
Total.....	53,544	520,050	465,955	517,892
NET OUTLAYS				
Legislative Branch.....	135	1,218	1,091	1,311
The Judiciary.....	42	564	480	597
Executive Office of the President.....	6	95	80	100
Funds Appropriated to the President:				
International security assistance.....	-10	3,903	839	3,874
International development assistance.....	99	1,798	1,476	1,716
Other.....	218	1,837	316	1,987
Department of Agriculture.....	1,340	24,555	20,636	25,727
Department of Commerce.....	264	3,756	4,072	3,768
Department of Defense - Military.....	11,345	132,840	115,013	132,600
Department of Defense - Civil.....	364	3,298	2,887	3,453
Department of Education ³	1,326	13,124	10,885	12,454
Department of Energy.....	729	6,457	7,889	6,549
Department of Health and Human Services ³	17,153	194,691	170,297	194,119
Department of Housing and Urban Development.....	726	12,576	9,222	12,551
Department of the Interior.....	481	4,377	4,087	4,005
Department of Justice.....	203	2,632	2,522	2,688
Department of Labor.....	3,340	29,751	22,650	29,593
Department of State.....	103	1,912	1,549	1,920
Department of Transportation.....	1,855	18,963	15,486	18,573
Department of the Treasury:				
General revenue sharing.....	1	6,829	6,848	6,863
Interest on the public debt.....	5,697	74,800	59,837	74,800
Other.....	-681	-5,047	-1,697	-5,185
Environmental Protection Agency.....	473	5,602	4,800	5,662
National Aeronautics and Space Administration.....	356	4,850	4,187	4,851
Veterans Administration.....	744	21,135	19,887	20,838
Other independent agencies.....	2,979	34,931	26,759	35,256
Allowances, undistributed.....	-22
Undistributed offsetting receipts:				
Federal employer contributions to retirement funds.....	-1,104	-5,786	-5,271	-5,916
Interest on certain Government accounts.....	-171	-12,045	-9,950	-11,359
Rents and royalties on the Outer Continental Shelf lands.....	-725	-4,662	-3,267	-4,600
Total.....	47,289	579,011	493,607	578,774
Surplus (+) or deficit (-).....	+6,255	-58,961	-27,652	-60,882

See footnotes on page 3.

Source: Bureau of Government Financial Operations, Department of the Treasury.

TABLE III--BUDGET RECEIPTS AND OUTLAYS--Continued (In thousands)

Classification of Receipts	This Month			Current Fiscal Year to Date			Comparable Period Prior Fiscal Year		
	Gross Receipts	Refunds (Deduct)	Net Receipts	Gross Receipts	Refunds (Deduct)	Net Receipts	Gross Receipts	Refunds (Deduct)	Net Receipts
Individual income taxes:									
Withheld.....	\$18,731,454			\$223,762,916			\$195,295,203		
Presidential Election Campaign Fund.....	235			38,832			35,934		
Other.....	8,632,440			63,746,174			56,214,840		
Total--Individual income taxes.....	27,364,129	\$428,609	\$26,935,520	287,547,922	\$43,479,023	\$244,068,898	251,545,977	\$33,705,011	\$217,840,966
Corporation income taxes.....	9,530,835	646,791	8,884,044	72,379,610	7,779,937	64,599,673	71,447,876	5,771,288	65,676,588
Social insurance taxes and contributions:									
Employment taxes and contributions:									
Federal old-age and survivors ins. trust fund:									
Federal Insurance Contributions Act taxes.....	\$7,058,088		7,058,088	81,459,186	357,505	81,101,681	71,445,682	449,013	70,996,669
Self-Employment Contributions Act taxes.....	312,027		312,027	4,250,224		4,250,224	3,733,056		3,733,056
Deposits by States.....	187,475		-187,475	11,228,740		11,228,740	8,680,185		8,680,185
Total--FOASI trust fund.....	7,182,640		7,182,640	96,938,150	357,505	96,580,645	83,858,923	449,013	83,409,910
Federal disability insurance trust fund:									
Federal Insurance Contributions Act taxes.....	\$1,221,048		1,221,048	14,103,933	62,545	14,041,388	12,519,847	82,032	12,437,815
Self-Employment Contributions Act taxes.....	53,320		53,320	733,233		733,233	671,021		671,021
Receipts from railroad retirement account.....	10,900		10,900	10,900		10,900			
Deposits by States.....	621,801		621,801	1,853,633		1,853,633	1,474,907		1,474,907
Total--FDI trust fund.....	1,907,070		1,907,070	16,701,700	62,545	16,639,155	14,665,775	82,032	14,583,743
Federal hospital insurance trust fund:									
Federal Insurance Contributions Act taxes.....	\$1,710,181		1,710,181	19,747,499	87,240	19,660,259	17,184,934	105,390	17,079,544
Self-Employment Contributions Act taxes.....	53,452		53,452	739,424		739,424	629,442		629,442
Receipts from railroad retirement account.....				221,800		221,800	175,600		175,600
Deposits by States.....	870,521		870,521	2,595,087		2,595,087	1,989,592		1,989,592
Premiums collected for uninsured individuals.....	992		992	16,566		16,566	16,507		16,507
Total--FHI trust fund.....	2,635,147		2,635,147	23,320,375	87,240	23,233,135	19,996,074	105,390	19,890,684
Railroad retirement accounts:									
Railroad Retirement Act taxes.....	214,449	7	214,441	2,313,181	1,204	2,311,977	2,190,293	406	2,189,887
Total--Employment taxes and contributions.....	11,939,305	7	11,939,297	139,273,405	508,494	138,764,911	120,711,065	636,841	120,074,224
Unemployment insurance:									
Unemployment trust fund:									
State taxes deposited in Treasury.....	248,677		248,677	11,914,826		11,914,826	12,272,625		12,272,625
Federal Unemployment Tax Act taxes.....	19,000	2,564	16,436	3,309,000	62,598	3,246,402	2,958,000	51,434	2,906,566
Railroad Unemployment Ins. Act Contributions.....	33,561		33,561	174,560		174,560	207,542		207,542
Total--Unemployment trust fund.....	301,238	2,564	298,674	15,398,386	62,598	15,335,788	15,438,167	51,434	15,386,733
Contributions for other insurance and retirement:									
Federal supplementary medical ins. trust fund:									
Premiums collected for the aged.....	243,562		243,562	2,636,849		2,636,849	2,373,192		2,373,192
Premiums collected for the disabled.....	25,092		25,092	290,862		290,862	262,813		262,813
Total--FSMI trust fund.....	268,655		268,655	2,927,711		2,927,711	2,636,005		2,636,005
Federal employees retirement contributions:									
Civil service retirement and disability fund.....	353,168		353,168	3,636,288		3,636,288	3,405,596		3,405,596
Foreign service retirement and disability fund.....	1,365		1,365	21,373		21,373	21,121		21,121
Other.....	144		144	1,844		1,844	1,606		1,606
Total--Federal employees retirement contributions.....	354,677		354,677	3,659,505		3,659,505	3,428,322		3,428,322

See footnotes on page 3.

TABLE III--BUDGET RECEIPTS AND OUTLAYS--Continued (In thousands)

Classification of Receipts--Continued	This Month			Current Fiscal Year to Date			Comparable Period Prior Fiscal Year		
	Gross Receipts	Refunds (Deduct)	Net Receipts	Gross Receipts	Refunds (Deduct)	Net Receipts	Gross Receipts	Refunds (Deduct)	Net Receipts
Social insurance taxes and contributions--Continued									
Contributions for other insurance and retirement--Continued									
Other retirement contributions:									
Civil service retirement and disability fund.....	6-\$1,204	-\$1,204	\$59,228	\$59,228	\$66,042	\$66,042
Total--Contributions for other insurance and retirement.....	622,127	622,127	6,646,444	6,646,444	6,130,369	6,130,369
Total--Social insurance taxes and contributions.....	12,862,670	\$2,572	12,860,098	161,318,236	\$571,092	160,747,143	142,279,601	\$688,275	141,591,326
Excise taxes:									
Miscellaneous excise taxes ⁷	2,046,524	11,033	2,035,491	15,708,853	145,618	15,563,234	9,977,519	169,253	9,808,266
Airport and airway trust fund.....	160,358	160,358	1,876,512	2,678	1,873,834	1,528,126	1,866	1,526,260
Highway trust fund.....	519,800	519,800	6,761,394	141,568	6,619,826	7,322,235	133,422	7,188,812
Black lung disability trust fund.....	18,800	18,800	272,262	272,262	221,614	221,614
Total--Excise taxes.....	2,745,483	11,033	2,734,450	24,619,021	289,865	24,329,156	19,049,494	304,541	18,744,953
Estate and gift taxes.....	622,399	11,882	610,517	6,498,381	108,901	6,389,480	5,519,090	108,534	5,410,556
Customs duties.....	639,303	34,153	605,150	7,481,593	307,757	7,173,836	7,639,620	201,087	7,438,533
Miscellaneous receipts:									
Deposits of earnings by Federal Reserve Banks.....	855,281	855,281	11,767,143	11,767,143	8,326,930	8,326,930
All other.....	61,168	2,124	59,045	1,029,365	54,776	974,589	926,646	1,841	924,805
Total--Miscellaneous receipts.....	916,449	2,124	914,325	12,796,508	54,776	12,741,732	9,253,576	1,841	9,251,734
Total--Budget receipts.....	54,681,269	1,137,164	53,544,105	572,641,271	52,591,352	520,049,919	506,735,233	40,780,577	465,954,656

Note: Throughout this statement, details may not add to totals due to rounding.

FOOTNOTES

¹ This statement contains the final figures showing budget results for the fiscal year ending September 30, 1980.

² Based on the FY 1980 Mid-Session Review, released on July 21, 1980.

³ The Department of Education and the Department of Health and Human Services, which became effective May 4, 1980, were created as part of President Carter's reorganization of the Department of Health, Education, and Welfare.

⁴ In accordance with the provisions of the Social Security Act, as amended, "Individual Income Taxes Withheld" have been decreased and "Federal Insurance Contribution Act Taxes" correspondingly increased by \$314,318 thousand to correct estimates for the quarter ending December 31, 1979. "Individual Income Taxes-Other" have been decreased and "Self-Employment Contributions

Act Taxes" correspondingly increased by \$12,799 thousand to correct estimates for calendar year 1978 and prior.

⁵ Includes \$621,801 thousand distributed to the Federal Disability Insurance Trust Fund and \$870,521 thousand distributed to the Federal Hospital Insurance Trust Fund.

⁶ Includes prior month adjustment.

⁷ Includes amounts received for windfall profit tax beginning in April 1980 pursuant to P.L. 96-223.

* Less than \$500.00

** Less than \$500,000.00

TABLE III--BUDGET RECEIPTS AND OUTLAYS--Continued (In thousands)

Classification of OUTLAYS	This Month			Current Fiscal Year			Comparable Period Prior Fiscal Year		
	Outlays	Applicable Receipts	Net Outlays	Outlays	Applicable Receipts	Net Outlays	Outlays	Applicable Receipts	Net Outlays
Legislative Branch:									
Senate	\$15,172	\$15,172	\$183,890	\$183,890	\$169,455	\$169,455
House of Representatives	26,306	£8	26,298	324,662	£92	324,570	303,810	£91	303,720
Joint Items	17,913	17,913	73,084	73,084	45,746	45,746
Congressional Budget Office	1,078	1,078	12,101	12,101	10,139	10,139
Architect of the Capitol	7,488	7,488	89,496	89,496	93,025	93,025
Library of Congress	18,976	18,976	192,739	192,739	162,626	162,626
Government Printing Office:									
Revolving fund (net)	14,173	14,173	-7,511	-7,511	11,908	11,908
General and Special fund appropriations	8,578	8,578	123,259	123,259	101,525	101,525
General Accounting Office	23,968	23,968	201,192	201,192	179,613	179,613
United States Tax Court	594	594	9,703	9,703	8,658	8,658
Other Legislative Branch Agencies	2,331	2,331	26,389	26,389	17,698	17,698
Proprietary receipts from the public	988	-988	9,761	-9,761	11,632	-11,632
Intrabudgetary transactions	-394	-394	-1,166	-1,166	-1,274	-1,274
Total--Legislative Branch	136,184	996	135,188	1,227,837	9,854	1,217,983	1,102,930	11,722	1,091,207
The Judiciary:									
Supreme Court of the United States	1,002	1,002	11,227	11,227	9,736	9,736
Courts of Appeals, District Courts, and other Judicial Services	36,436	36,436	520,074	520,074	441,257	441,257
Other	4,636	4,636	35,375	35,375	30,363	30,363
Proprietary receipts from the public	317	-317	2,532	-2,532	1,692	-1,692
Total--The Judiciary	42,074	317	41,757	566,676	2,532	564,144	481,357	1,692	479,665
Executive Office of the President:									
Compensation of the President and the White House Office	1,108	1,108	18,967	18,967	16,159	16,159
Office of Management and Budget	2,086	146	1,941	35,130	159	34,971	29,913	125	29,788
Other	3,233	3,233	41,456	8	41,447	33,642	33,642
Total--Executive Office of the President	6,427	146	6,282	95,553	168	95,385	79,715	125	79,589
Funds Appropriated to the President:									
Appalachian Regional Development Programs	39,593	14	39,580	340,566	35	340,531	304,348	11	304,337
Disaster relief	164,329	164,329	573,760	573,760	284,220	284,220
Foreign Assistance:									
International Security Assistance:									
Military assistance	26,018	26,018	218,689	218,689	139,641	139,641
Foreign military credit sales	12,108	12,108	643,640	643,640	640,259	640,259
Assistance for relocation of facilities in Israel	28,766	28,766	340,781	340,781	31,300	31,300
Economic supporting assistance	100,597	100,597	1,872,457	1,872,457	1,728,773	1,728,773
Advances, foreign military sales	956,578	956,578	8,791,158	8,791,158	7,110,679	7,110,679
Other	10,470	934	9,536	56,928	934	55,994	51,612	51,612
Proprietary receipts from the public:									
Advances, foreign military sales	1,140,585	-1,140,585	7,654,283	-7,654,283	8,544,542	-8,544,542
Other	2,882	-2,882	365,402	-365,402	318,541	-318,541
Total--International Security Assistance	1,134,537	1,144,400	-9,864	11,923,653	8,020,619	3,903,034	9,702,265	8,863,083	839,182

TABLE III--BUDGET RECEIPTS AND OUTLAYS--Continued (In thousands)

Classification of OUTLAYS--Continued	This Month			Current Fiscal Year to Date			Comparable Period Prior Fiscal Year		
	Outlays	Applicable Receipts	Net Outlays	Outlays	Applicable Receipts	Net Outlays	Outlays	Applicable Receipts	Net Outlays
Funds Appropriated to the President--Continued									
Foreign Assistance--Continued									
International Development Assistance:									
Multilateral Assistance:									
Contributions to International Financial Institutions:									
International development association.....				\$472,022		\$472,022	\$375,621		\$375,621
Inter-American development bank.....	\$20,121		\$20,121	225,381		225,381	235,711		235,711
Other.....	4,082		4,082	87,026		87,026	71,265		71,265
International organizations and programs.....	6,804		6,804	263,501		263,501	200,102		200,102
Bilateral Assistance:									
Public enterprise funds:									
Overseas Private Investment Corporation.....	1,655	\$3,878	-2,222	-14,059	\$67,913	-81,972	9,976	\$74,108	-64,132
Inter-American Foundation.....	1,136	492	644	14,562	8,340	6,222	10,162	333	9,829
Other.....	-15,657	6,108	-21,765	50,045	18,219	31,826	37,134	13,823	23,311
Functional development assistance program.....	98,672		98,672	976,017		976,017	837,449		837,449
Payment to Foreign Service retirement and disability fund.....	1,020		1,020	26,696		26,696	25,676		25,676
Operating expenses of the Agency for International Development.....	21,868		21,868	261,224		261,224	229,810		229,810
Other.....	28,849		28,849	158,661		158,661	144,179		144,179
Proprietary receipts from the public.....		58,609	-58,609		628,613	-628,613		613,063	-613,063
Total--Bilateral Assistance.....	137,543	69,087	68,456	1,473,146	723,085	750,062	1,294,385	701,327	593,058
Total--International Development Assistance.....	168,551	69,087	99,464	2,521,076	723,085	1,797,991	2,177,084	701,327	1,475,757
International Narcotics Control Assistance.....	1,253		1,253	26,875		26,875	46,702		46,702
President's foreign assistance contingency fund.....	-1		-1	80		80	3,031		3,031
Total--Foreign Assistance.....	1,304,340	1,213,487	90,852	14,471,683	8,743,703	5,727,980	11,929,082	9,564,410	2,364,672
Peace Corps.....	9,921	-259	10,180	100,647	-69	100,716	93,993	11	93,982
Petroleum Reserves.....	2,970		2,970	51,343	-742,680	794,023	67,568	525,208	-457,640
Other.....	175		175	846		846	41,029		41,029
Total--Funds Appropriated to the President.....	1,521,327	1,213,242	308,085	15,538,847	8,000,989	7,537,858	12,720,240	10,089,641	2,630,600
Department of Agriculture:									
Departmental Administration.....	-248		-248	22,788		22,788	49,411		49,411
Office of the Inspector General.....	2,785		2,785	34,241		34,241	32,487		32,487
Science and Education Administration:									
Agricultural Research.....	32,492		32,492	358,794		358,794	330,119		330,119
Cooperative Research.....	20,723		20,723	174,245		174,245	153,069		153,069
Extension activities.....	30,345		30,345	288,023		288,023	272,936		272,936
Other.....	2,086		2,086	20,327		20,327	8,766		8,766
Economics, statistics, and cooperatives service.....	7,832		7,832	91,093		91,093	82,579		82,579
Foreign Agricultural Service.....	4,331		4,331	55,132		55,132	49,632		49,632
Foreign Assistance Programs.....	44,862		44,862	886,336		886,336	805,900		805,900

TABLE III--BUDGET RECEIPTS AND OUTLAYS--Continued (In thousands)

Classification of OUTLAYS--Continued	This Month			Current Fiscal Year to Date			Comparable Period Prior Fiscal Year		
	Outlays	Applicable Receipts	Net Outlays	Outlays	Applicable Receipts	Net Outlays	Outlays	Applicable Receipts	Net Outlays
Department of Agriculture--Continued									
Agricultural Stabilization and Conservation Service:									
Salaries and expenses.....	£30,619	£30,619	£189,790	£189,790	£226,082	£226,082
Agricultural conservation program	23,517	23,517	184,815	184,815	232,243	232,243
Other.....	8,111	8,111	52,504	52,504	49,133	49,133
Federal Crop Insurance Corporation.....	36,339	£8,603	27,736	127,181	£88,748	38,433	76,717	£84,655	-7,938
Commodity Credit Corporation:									
Price support and related programs	661,411	1,152,952	-491,542	11,185,193	8,468,039	2,717,154	10,486,691	6,914,589	3,572,102
Intragovernmental fund.....	187,094	187,094	187,094	187,094	170,002	170,002
National Wool Act program	815	815	34,520	34,520	39,421	39,421
Total--Commodity Credit Corporation	849,320	1,152,952	-303,633	11,406,807	8,468,039	2,938,767	10,696,114	6,914,589	3,781,525
Rural Electrification Administration.....	2,326	2,326	26,543	26,543	23,923	23,923
Farmers Home Administration:									
Public enterprise funds:									
Self-help housing land development fund.....	24	5	19	1,879	722	1,157	644	673	-29
Rural housing insurance fund.....	419,585	450,606	-31,022	8,216,506	6,499,471	1,717,035	6,140,443	5,956,621	183,822
Agricultural credit insurance fund.....	299,390	329,066	-29,676	8,972,617	8,494,430	478,186	8,843,078	7,825,927	1,017,151
Rural development insurance fund	127,829	96,131	31,698	2,049,370	1,832,982	216,388	1,508,919	1,356,930	151,990
Rural water and waste disposal grants	27,506	27,506	325,162	325,162	286,989	286,989
Salaries and expenses.....	20,903	20,903	235,391	235,391	211,505	211,505
Other.....	5,313	5,313	63,661	63,661	48,193	48,193
Total--Farmers Home Administration	900,551	875,808	24,742	19,864,586	16,827,606	3,036,980	17,039,771	15,140,151	1,899,620
Soil Conservation Service:									
Conservation operations.....	20,941	20,941	281,284	281,284	256,417	256,417
Watershed and flood prevention operations.....	25,392	25,392	220,595	220,595	228,239	228,239
Other.....	8,796	8,796	84,461	84,461	75,534	75,534
Animal and Plant Health Inspection Service.....	21,132	21,132	250,517	250,517	230,098	230,098
Federal Grain Inspection Service.....	3,994	1,889	2,104	55,454	29,904	25,550	18,306	1	18,306
Agricultural Marketing Service.....	6,936	2,300	4,636	82,562	28,525	54,037	69,763	24,255	45,508
Food Safety and Quality Service:									
Salaries and expenses	19,850	19,850	303,688	303,688	262,928	262,928
Funds for strengthening markets, income, and supply	36,499	36,499	460,987	460,987	273,889	273,889
Expenses and refunds, inspection and grading of farm products.....	8,332	8,332	56,575	56,575	48,853	48,853
Food and Nutrition Service:									
Food program administration	6,973	6,973	83,942	83,942	71,300	71,300
Food stamp program	800,013	800,013	9,117,136	9,117,136	6,821,746	6,821,746
Special milk program	2,872	2,872	159,293	159,293	134,086	134,086
Child nutrition programs	263,094	263,094	3,377,056	3,377,056	2,879,668	2,879,668
Special supplemental food programs (WIC).....	74,834	74,834	716,732	716,732	542,158	542,158
Food donations program	11,975	11,975	101,284	101,284	64,139	64,139
Total--Food and Nutrition Service.....	1,159,761	1,159,761	13,555,443	13,555,443	10,513,097	10,513,097

TABLE III--BUDGET RECEIPTS AND OUTLAYS--Continued (In thousands)

Classification of OUTLAYS--Continued	This Month			Current Fiscal Year to Date			Comparable Period Prior Fiscal Year		
	Outlays	Applicable Receipts	Net Outlays	Outlays	Applicable Receipts	Net Outlays	Outlays	Applicable Receipts	Net Outlays
Department of Agriculture--Continued									
Forest Service:									
Forest management, protection and utilization.....	£107,035	£107,035	£1,113,019	£1,113,019	£927,384	£927,384
Construction and land acquisition.....	48,819	48,819	266,836	266,836	136,869	136,869
Forest roads and trails.....	7,680	7,680	101,184	101,184	212,917	212,917
Forest Service permanent appropriations.....	15,271	15,271	444,762	444,762	364,650	364,650
Cooperative work.....	12,792	12,792	80,442	80,442	64,018	64,018
Other.....	10,498	10,498	76,916	76,916	79,877	79,877
Total--Forest Service.....	202,096	202,096	2,083,159	2,083,159	1,785,715	1,785,715
Other.....	-1,452	-1,452	28,519	28,519	31,116	31,116
Proprietary receipts from the public.....	£109,723	-109,723	£1,110,928	-1,110,928	£1,023,106	-1,023,106
Intrabudgetary transactions.....	-17,073	-17,073	-137,782	-137,782	-100,230	-100,230
Total--Department of Agriculture.....	3,491,196	2,151,276	1,339,921	51,108,667	26,553,751	24,554,916	43,822,603	23,186,757	20,635,846
Department of Commerce:									
General Administration:									
Bureau of the Census.....	1,414	1,414	37,211	37,211	25,858	25,858
Economic and Statistical Analysis.....	46,775	46,775	772,946	772,946	197,914	197,914
Economic Development Assistance:	2,196	2,196	21,039	21,039	16,432	16,432
Economic Development Administration:									
Economic development assistance programs.....	44,220	44,220	545,806	545,806	435,561	435,561
Local public works program.....	14,645	14,645	415,508	415,508	1,740,678	1,740,678
Other.....	9,909	7,414	2,495	165,025	76,210	88,815	74,952	64,088	10,863
Regional Development Program.....	8,351	8,351	109,688	109,688	106,143	106,143
Total--Economic Development Assistance.....	77,125	7,414	69,710	1,236,028	76,210	1,159,818	2,357,334	64,088	2,293,246
Promotion of Industry and Commerce.....	12,298	12,298	150,694	150,694	145,037	145,037
Science and Technology:									
National Oceanic and Atmospheric Administration....									
Patent and Trademark Office.....	63,701	-539	64,240	826,280	1,868	824,412	731,031	2,003	729,028
Science and Technical Research.....	7,095	7,095	102,702	102,702	97,124	97,124
National Telecommunications and Information Administration.....	8,456	8,456	123,173	123,173	102,946	102,946
Administration.....	3,512	3,512	35,689	35,689	20,653	20,653
Total--Science and Technology.....	82,764	-539	83,303	1,087,844	1,868	1,085,976	951,753	2,003	949,750
Maritime Administration:									
Public enterprise funds.....	2,504	2,406	97	13,488	52,477	-38,989	33,332	58,909	-25,577
Ship construction.....	10,174	10,174	265,080	265,080	200,777	200,777
Operating-differential subsidies.....	40,024	40,024	341,368	341,368	300,522	300,522
Other.....	7,537	7,537	84,631	84,631	71,693	71,693
Proprietary receipts from the public.....	6,511	-6,511	76,144	-76,144	55,297	-55,297
Intrabudgetary transactions.....	-3,094	-3,094	-48,117	-48,117	-48,590	-48,590
Total--Department of Commerce.....	279,716	15,792	263,925	3,962,212	206,699	3,755,513	4,252,063	180,298	4,071,765

TABLE III--BUDGET RECEIPTS AND OUTLAYS--Continued (In thousands)

Classification of OUTLAYS--Continued	This Month			Current Fiscal Year to Date			Comparable Period Prior Fiscal Year		
	Outlays	Applicable Receipts	Net Outlays	Outlays	Applicable Receipts	Net Outlays	Outlays	Applicable Receipts	Net Outlays
Department of Defense--Military:									
Military Personnel:									
Department of the Army	£1,024,759	£1,024,759	£11,987,938	£11,987,938	£10,943,273	£10,943,273
Department of the Navy	830,067	830,067	9,837,801	9,837,801	9,117,173	9,117,173
Department of the Air Force	760,463	760,463	9,015,993	9,015,993	8,346,725	8,346,725
Total--Military Personnel	2,615,290	2,615,290	30,841,732	30,841,732	28,407,171	28,407,171
Retired Military Personnel	1,107,102	1,107,102	11,919,776	11,919,776	10,279,058	10,279,058
Operation and Maintenance:									
Department of the Army	1,118,705	1,118,705	11,894,487	11,894,487	10,365,093	10,365,093
Department of the Navy	1,580,247	1,580,247	15,569,348	15,569,348	12,301,979	12,301,979
Department of the Air Force	1,046,267	1,046,267	13,614,272	13,614,272	10,475,850	10,475,850
Defense agencies	310,851	310,851	3,692,020	3,692,020	3,281,383	3,281,383
Total--Operation and Maintenance	4,056,070	4,056,070	44,770,126	44,770,126	36,424,304	36,424,304
Procurement:									
Department of the Army	476,020	476,020	5,422,742	5,422,742	4,464,526	4,464,526
Department of the Navy	1,101,980	1,101,980	12,394,188	12,394,188	11,796,724	11,796,724
Department of the Air Force	845,305	845,305	10,902,166	10,902,166	8,905,780	8,905,780
Defense agencies	25,948	25,948	301,571	301,571	237,225	237,225
Total--Procurement	2,449,253	2,449,253	29,020,667	29,020,667	25,404,254	25,404,254
Research, Development, Test, and Evaluation:									
Department of the Army	227,379	227,379	2,707,031	2,707,031	2,408,870	2,408,870
Department of the Navy	371,321	371,321	4,381,458	4,381,458	3,826,449	3,826,449
Department of the Air Force	444,112	444,112	5,016,563	5,016,563	4,079,757	4,079,757
Defense agencies	104,078	104,078	1,021,827	1,021,827	837,101	837,101
Total--Research, Development, Test, and Evaluation	1,146,890	1,146,890	13,126,878	13,126,878	11,152,177	11,152,177
Military Construction:									
Department of the Army	115,893	115,893	954,592	954,592	701,942	701,942
Department of the Navy	73,943	73,943	804,609	804,609	759,708	759,708
Department of the Air Force	54,058	54,058	700,818	700,818	614,786	614,786
Defense agencies	6-22,058	-22,058	-10,498	-10,498	3,550	3,550
Total--Military Construction	221,836	221,836	2,449,521	2,449,521	2,079,987	2,079,987
Family Housing	167,378	£101	167,277	1,680,659	£485	1,680,174	1,470,525	£3,007	1,467,517
Revolving and Management Funds:									
Public Enterprise Funds	170	138	32	1,638	1,682	-44	1,504	3,064	-1,559
Intragovernmental Funds:									
Department of the Army	-286,411	-286,411	-53,935	-53,935	108,909	108,909
Department of the Navy	-353,236	-353,236	-161,113	-161,113	118,784	118,784
Department of the Air Force	-49,340	-49,340	-28,482	-28,482	-9,766	-9,766
Defense agencies	142,496	142,496	-2,052	-2,052	69,227	69,227
Other	19,223	19,742	-519	220,166	202,818	17,348	208,113	191,874	16,238
Proprietary receipts from the public	-142,790	142,790	728,333	-728,333	492,493	-492,493
Intrabudgetary transactions	-14,746	-14,746	-11,953	-11,953	-10,760	-10,760
Total--Department of Defense--Military	11,221,976	-122,809	11,344,785	133,773,629	933,318	132,840,311	115,703,486	690,439	115,013,047

See footnotes on page 3.

TABLE III--BUDGET RECEIPTS AND OUTLAYS--Continued (In thousands)

Classification of OUTLAYS--Continued	This Month			Current Fiscal Year to Date			Comparable Period Prior Fiscal Year		
	Outlays	Applicable Receipts	Net Outlays	Outlays	Applicable Receipts	Net Outlays	Outlays	Applicable Receipts	Net Outlays
Department of Defense--Civil:									
Corps of Engineers:									
General investigations.....	\$13,961	\$13,961	\$138,836	\$138,836	\$124,293	\$124,293
Construction, general.....	184,882	184,882	1,659,333	1,659,333	1,609,906	1,609,906
Operations and maintenance, general.....	116,089	116,089	886,333	886,333	806,418	806,418
Flood control.....	61,970	61,970	407,539	407,539	259,025	259,025
Other.....	-717	-717	174,910	174,910	143,433	143,433
Proprietary receipts from the public.....	\$14,154	-14,154	\$62,516	-62,516	\$56,850	-56,850
Total--Corps of Engineers.....	376,184	14,154	362,030	3,266,952	62,516	3,204,436	2,943,075	56,850	2,886,226
The Panama Canal.....	70,572	70,572	393,690	413,536	-19,845
Other.....	2,242	34	2,208	26,818	356	26,462	24,278	307	23,971
Proprietary receipts from the public.....	361	-361	3,851	-3,851	3,246	-3,246
Total--Department of Defense--Civil.....	378,425	14,549	363,876	3,364,341	66,724	3,297,618	3,361,043	473,938	2,887,105
Department of Education:³									
Office of Elementary and Secondary Education:									
Elementary and Secondary Education.....	322,338	322,338	3,568,609	3,568,609	3,133,227	3,133,227
School assistance in federally affected areas.....	26,765	26,765	690,170	690,170	911,587	911,587
Equal educational opportunities.....	25,797	25,797	321,987	321,987	317,078	317,078
Libraries and learning resources.....	19,577	19,577	264,797	264,797	255,888	255,888
Indian education.....	32,984	32,984	93,365	93,365	60,581	60,581
Total--Office of Elementary and Secondary Education.....	427,462	427,462	4,938,929	4,938,929	4,678,361	4,678,361
Office of Special Education and Rehabilitative Services:									
Education for the handicapped.....	109,006	109,006	821,777	821,777	589,120	589,120
Rehabilitation services and handicapped research.....	122,706	122,706	426,886	426,886
Office of Vocational and Adult Education.....	79,151	79,151	858,540	858,540	775,376	775,376
Office of Postsecondary Education:									
College housing loans.....	9,988	9,988	138,214	124,132	14,082	160,649	164,064	-3,414
Student financial assistance.....	424,302	424,302	3,682,789	3,682,789	2,871,316	2,871,316
Student loan insurance.....	50,735	50,735	1,443,467	35,490	1,407,977	958,978	61,035	897,944
Higher and continuing education and facilities loan and insurance.....	34,539	34,539	399,769	19,013	380,756	598,699	28,439	570,260
Total--Office of Postsecondary Education.....	519,564	519,564	5,664,240	178,636	5,485,604	4,589,643	253,538	4,336,105
Office of Educational Research and Improvement.....	24,489	24,489	215,689	215,689	202,283	202,283
Special Institutions.....	17,120	17,120	197,425	197,425	174,278	174,278
Office of Civil Rights.....	3,922	3,922	13,882	13,882
Departmental Management.....	22,824	22,824	179,053	179,053	129,923	129,923
Proprietary receipts from the public.....	197	-197	13,557	-13,557
Total--Department of Education.....	1,326,243	197	1,326,045	13,316,421	192,193	13,124,229	11,138,984	253,538	10,885,447

See footnotes on page 3.

TABLE III--BUDGET RECEIPTS AND OUTLAYS--Continued (In thousands)

Classification of OUTLAYS--Continued	This Month			Current Fiscal Year to Date			Comparable Period Prior Fiscal Year		
	Outlays	Applicable Receipts	Net Outlays	Outlays	Applicable Receipts	Net Outlays	Outlays	Applicable Receipts	Net Outlays
Department of Energy:									
Atomic energy defense activities - operating expenses...	\$183,660	\$183,660	\$2,391,233	\$2,391,233	\$1,519,829	\$1,519,829
Atomic energy defense activities - plant and capital equipment.....	66,663	66,663	486,501	486,501	-884,702	-884,702
Energy Programs:									
General science and research.....	61,693	61,693	468,771	468,771	488,133	488,133
Energy supply, R & D - operating expenses.....	167,112	167,112	2,275,173	2,275,173	2,548,165	2,548,165
Energy supply, R & D - plant and capital equipment ...	59,592	59,592	456,726	456,726
Uranium enrichment	6-40,601	-40,601	242,809	242,809
Fossil fuel.....	95,914	95,914	790,604	790,604	662,925	662,925
Energy production, demonstration and distribution	21,805	21,805	139,154	139,154	118,725	118,725
Energy conservation	47,069	47,069	574,216	574,216	320,596	320,596
Strategic petroleum reserve	35,056	35,056	342,008	342,008	604,500	604,500
Other	38,434	38,434	263,472	263,472	191,524	191,524
Total--Energy Programs.....	486,073	486,073	5,552,933	5,552,933	4,934,567	4,934,567
Power Marketing Administration	109,375	\$36,480	72,896	581,843	\$505,011	76,833	462,625	\$308,308	154,317
Departmental Administration.....	41,818	41,818	224,930	224,930	2,711,449	2,711,449
Proprietary receipts from the public.....	121,743	-121,743	2,275,564	-2,275,564	546,668	-546,668
Total--Department of Energy	887,589	158,223	729,366	9,237,440	2,780,575	6,456,865	8,743,768	854,976	7,888,792
Department of Health and Human Services: ³									
Public Health Service:									
Food and Drug Administration.....	30,796	575	30,221	332,532	6,796	325,736	307,132	7,299	299,834
Health Services Administration:									
Health services.....	87,780	87,780	1,309,498	1,309,498	1,183,177	1,183,177
Indian health services and facilities	60,772	60,772	636,618	636,618	555,455	555,455
Center for Disease Control	49,613	49,613	261,502	261,502	238,335	238,335
National Institutes of Health:									
Intragovernmental funds.....	16,861	16,861	-694	-694	-11,099	-11,099
Cancer Research	90,397	90,397	887,029	887,029	861,205	861,205
Heart, Lung, and Blood Research	49,390	49,390	507,922	507,922	453,997	453,997
Arthritis, Metabolism, and Digestive Diseases	37,584	37,584	336,273	336,273	263,015	263,015
Neurological and Communicative Disorders and Stroke.....	27,549	27,549	225,569	225,569	194,234	194,234
Allergy and Infectious Diseases	19,183	19,183	187,232	187,232	167,871	167,871
General Medical Sciences.....	35,648	35,648	292,253	292,253	246,509	246,509
Child Health and Human Development	12,729	12,729	163,819	163,819	164,252	164,252
Other research and institutes	25,261	25,261	329,891	329,891	250,009	250,009
Research resources.....	14,133	14,133	166,105	166,105	159,255	159,255
Other.....	13,766	13,766	126,907	126,907	120,317	120,317
Total--National Institutes of Health.....	342,501	342,501	3,222,304	3,222,304	2,869,565	2,869,565

See footnotes on page 3.

TABLE III--BUDGET RECEIPTS AND OUTLAYS--Continued (In thousands)

Classification of OUTLAYS--Continued	This Month			Current Fiscal Year to Date			Comparable Period Prior Fiscal Year		
	Outlays	Applicable Receipts	Net Outlays	Outlays	Applicable Receipts	Net Outlays	Outlays	Applicable Receipts	Net Outlays
Department of Health and Human Services--Continued									
Public Health Service--Continued									
Alcohol, Drug Abuse, and Mental Health Administration	\$100,254	\$100,254	\$1,213,109	\$1,213,109	\$1,008,903	\$1,008,903
Health Resources Administration: Public enterprise funds.....	2,207	\$98	2,109	47,312	\$19,027	28,286	52,344	\$16,465	35,879
Health resources	73,881	73,881	602,373	602,373	555,488	555,488
Office of Assistant Secretary for Health.....	24,785	24,785	218,324	218,324	181,861	181,861
Total--Public Health Service.....	772,590	673	771,916	7,843,572	25,822	7,817,750	6,952,260	23,764	6,928,496
Health Care Financing Administration:									
Intragovernmental funds.....	57	57	-795	-795	-1,413	-1,413
Grants to States for Medicaid	1,225,116	1,225,116	13,956,700	13,956,700	12,407,317	12,407,317
Payments to health care trust funds.....	694,329	694,329	7,802,861	7,802,861	7,747,968	7,747,968
Program management.....	-496	-496	89,137	89,137	101,507	101,507
Federal hospital insurance trust fund:									
Benefit payments	2,113,846	2,113,846	23,793,420	23,793,420	19,898,459	19,898,459
Administrative expenses and construction	46,380	46,380	494,120	494,120	444,572	444,572
Total--FHI trust fund	2,160,226	2,160,226	24,287,539	24,287,539	20,343,031	20,343,031
Federal supplementary medical ins. trust fund:									
Benefit payments	962,572	962,572	10,143,930	10,143,930	8,259,077	8,259,077
Administrative expenses and construction	49,952	49,952	602,388	602,388	545,622	545,622
Total--FSMI trust fund	1,012,524	1,012,524	10,746,318	10,746,318	8,804,699	8,804,699
Total--Health Care Financing Administration	5,091,757	5,091,757	56,881,759	56,881,759	49,403,109	49,403,109
Social Security Administration:									
Payments to social security trust funds	-12	-12	675,080	675,080	756,892	756,892
Special benefits for disabled coal miners.....	85,049	85,049	1,031,670	1,031,670	989,387	989,387
Supplemental security income program.....	-30,066	-30,066	6,411,486	6,411,486	5,471,126	5,471,126
Assistance payments program.....	640,040	640,040	7,308,358	7,308,358	6,610,490	6,610,490
Refugee assistance.....	63,216	63,216	367,785	367,785	140,625	140,625
Other.....	20	20	133	133	24	24
Federal old-age and survivors insurance trust fund:									
Benefit payments	9,365,486	9,365,486	100,614,178	100,614,178	87,591,968	87,591,968
Administrative expenses and construction	122,346	122,346	1,160,012	1,160,012	1,072,457	1,072,457
Payment to railroad retirement account.....	1,441,988	1,441,988	1,447,532	1,447,532
Vocational rehabilitation services	11,090	11,090	16,980	16,980
Total--FOASI trust fund	9,487,831	9,487,831	103,227,267	103,227,267	90,128,937	90,128,937
Federal disability insurance trust fund:									
Benefit payments	1,355,275	1,355,275	14,898,700	14,898,700	13,428,454	13,428,454
Administrative expenses and construction	23,984	23,984	334,217	334,217	406,778	406,778
Payment to railroad retirement account.....	12,109	12,109	29,906	29,906
Vocational rehabilitation services	22,000	22,000	98,910	98,910	78,886	78,886
Total--FDI trust fund	1,413,367	1,413,367	15,331,828	15,331,828	13,944,024	13,944,024
Total--Social Security Administration.....	11,659,446	11,659,446	134,353,608	134,353,608	118,041,506	118,041,506

TABLE III--BUDGET RECEIPTS AND OUTLAYS--Continued (In thousands)

Classification of OUTLAYS--Continued	This Month			Current Fiscal Year to Date			Comparable Period Prior Fiscal Year		
	Outlays	Applicable Receipts	Net Outlays	Outlays	Applicable Receipts	Net Outlays	Outlays	Applicable Receipts	Net Outlays
Department of Health and Human Services--Continued									
Human Development Services:									
Grants to states for social services.....	\$137,989	\$137,989	\$2,763,340	\$2,763,340	\$3,090,730	\$3,090,730
Human development services.....	133,204	133,204	2,184,710	2,184,710	2,241,227	2,241,227
Work incentives.....	29,970	29,970	395,262	395,262	385,042	385,042
Total--Human Development Services.....	301,163	301,163	5,343,312	5,343,312	5,716,999	5,716,999
Departmental Management.....	29,447	29,447	274,967	274,967	230,333	230,333
Proprietary receipts from the public.....	\$5,386	-5,386	\$36,947	-36,947	\$56,742	-56,742
Intrabudgetary transactions:									
Payments for health insurance for the aged:									
Federal hospital insurance trust fund.....	-730,156	-730,156	-733,849	-733,849
Federal supplementary medical insurance trust fund.....	-694,341	-694,341	-6,931,713	-6,931,713	-6,840,785	-6,840,785
Payments for military service credits and special benefits for the aged:									
Federal old-age and survivors insurance trust fund.....	12	12	-557,253	-557,253	-615,229	-615,229
Federal disability insurance trust fund.....	-117,827	-117,827	-141,663	-141,663
Federal hospital insurance trust fund.....	-141,000	-141,000	-141,000	-141,000
Receipts transferred to railroad retirement account..	-1,441,988	-1,441,988	-1,477,438	-1,477,438
Interest on reimbursement of administrative and vocational rehabilitation expenses:									
Federal old-age and survivors insurance trust fund.....	-932	-932	-435	-435
Federal disability insurance trust fund.....	-1,380	-1,380	-1,431	-1,431
Federal hospital insurance trust fund.....	972	972	884	884
Federal supplementary medical insurance trust fund.....	1,295	1,295	-431	-431
Other.....	-1,209	-1,209	-23,689	-23,689	-15,549	-15,549
Total--Department of Health and Human Services	17,158,866	6,059	17,152,807	194,753,546	62,769	194,690,777	170,377,282	80,506	170,296,777
Department of Housing and Urban Development:									
Housing Programs:									
Public enterprise funds:									
Federal Housing Administration fund.....	112,542	121,704	-9,162	1,587,146	1,435,895	151,251	1,622,593	1,429,745	192,848
Housing for the elderly or handicapped fund.....	79,346	8,591	70,754	827,880	74,937	752,943	495,340	35,958	459,382
Low-rent housing--loans and other expenses.....	23,478	47,852	-24,373	1,347,768	1,314,245	33,523	295,969	298,929	-2,960
Other.....	4,994	4,727	268	42,025	55,432	-13,406	115,093	53,043	62,050
Rent supplement payments.....	21,965	21,965	271,197	271,197	265,147	265,147
Homeownership assistance.....	11,496	11,496	114,600	114,600	99,179	99,179
Rental housing assistance.....	47,419	47,419	656,053	656,053	638,107	638,107
Low-rent public housing.....	302,297	302,297	3,464,671	3,464,671	2,536,334	2,536,334
College housing grants.....	770	770	22,816	22,816	20,353	20,353
Payments for operation of low income housing projects.....	52,657	52,657	824,318	824,318	653,584	653,584
Other.....	-418	-418	15,525	15,525	6,152	6,152
Total--Housing Programs.....	656,546	182,873	473,672	9,173,998	2,880,509	6,293,489	6,747,851	1,817,675	4,930,176

TABLE III--BUDGET RECEIPTS AND OUTLAYS--Continued (In thousands)

Classification of OUTLAYS--Continued	This Month			Current Fiscal Year to Date			Comparable Period Prior Fiscal Year		
	Outlays	Applicable Receipts	Net Outlays	Outlays	Applicable Receipts	Net Outlays	Outlays	Applicable Receipts	Net Outlays
Department of Housing and Urban Development--Continued									
Government National Mortgage Association:									
Special assistance functions fund	\$106,586	\$350,534	-\$243,948	\$1,223,067	\$827,367	\$395,701	\$677,380	\$619,848	\$57,532
Emergency mortgage purchase assistance	48,050	26,565	21,485	1,517,384	478,089	1,039,294	1,539,953	1,269,220	270,733
Management and liquidating functions fund	6,507	9,984	-3,477	72,429	100,762	-28,333	73,061	108,616	-35,555
Guarantees of mortgage-backed securities	-629	6,326	5-6,955	10,043	84,361	-74,318	7,253	61,878	-54,625
Participation sales fund	34,784	34,784	34,273	34,273	-11,682	-11,682
Total--Government National Mortgage Association ..	195,298	393,409	-198,111	2,857,196	1,490,579	1,366,617	2,285,965	2,059,562	226,402
Community Planning and Development:									
Public enterprise fund:									
Rehabilitation loan fund	18,463	7,567	10,896	218,234	53,371	164,864	149,121	48,799	100,322
Urban renewal programs	29,670	17,438	12,232	403,508	191,615	211,893	472,001	190,902	281,099
Community development grants	389,112	389,112	3,901,648	3,901,648	3,161,229	3,161,229
Urban development action grants	36,346	36,346	224,521	224,521	73,167	73,167
Comprehensive planning grants	4,261	4,261	52,112	52,112	61,613	61,613
Other	-41	-41	2,016	2,016	14,535	14,535
Total--Community Planning and Development	477,812	25,005	452,807	4,802,039	244,986	4,557,053	3,931,666	239,701	3,691,965
New Community Development Corporation	4,598	1,531	3,067	53,084	7,303	45,781	33,271	2,116	31,154
Management and Administration	-9,840	-9,840	256,331	256,331	273,938	273,938
Other	5,886	5,886	67,620	67,620	69,872	69,872
Proprietary receipts from the public	1,101	-1,101	10,705	-10,705	2,003	-2,003
Total--Department of Housing and Urban Develop- ment	1,330,300	603,920	726,381	17,210,268	4,634,082	12,576,186	13,342,563	4,121,058	9,221,505
Department of the Interior:									
Land and Water Resources:									
Bureau of Land Management:									
Management of lands and resources	26,562	26,562	354,275	354,275	307,445	307,445
Payments in lieu of taxes	101,814	101,814	103,439	103,439	105,438	105,438
Other	12,572	12,572	471,749	471,749	387,608	387,608
Water and Power Resources Service:									
Construction program	13,128	13,128	392,080	392,080	351,557	351,557
Operation and maintenance	12,486	12,486	104,664	104,664	80,981	80,981
Other	52,949	5,908	47,041	347,784	72,277	275,508	331,618	58,014	273,604
Office of Water Research and Technology	3,939	3,939	27,859	27,859	23,702	23,702
Total--Land and Water Resources	223,452	5,908	217,544	1,801,850	72,277	1,729,573	1,588,348	58,014	1,530,335
Fish and Wildlife and Parks:									
Heritage Conservation and Recreation Service	56,448	56,448	675,301	675,301	653,737	653,737
United States Fish and Wildlife Service	39,531	39,531	459,535	459,535	373,114	373,114
National Park Service	60,792	60,792	574,670	574,670	483,343	483,343
Total--Fish and Wildlife and Parks	156,771	156,771	1,709,506	1,709,506	1,510,195	1,510,195

TABLE III—BUDGET RECEIPTS AND OUTLAYS—Continued (In thousands)

Classification of OUTLAYS--Continued	This Month			Current Fiscal Year to Date			Comparable Period Prior Fiscal Year		
	Outlays	Applicable Receipts	Net Outlays	Outlays	Applicable Receipts	Net Outlays	Outlays	Applicable Receipts	Net Outlays
Department of the Interior--Continued									
Energy and Minerals:									
Geological Survey.....	\$54,465	\$54,465	\$624,941	\$624,941	\$598,036	\$598,036
Office of Surface Mining Reclamation and Enforcement	10,109	10,109	84,821	84,821	47,572	47,572
Bureau of Mines.....	13,279	\$676	12,604	178,300	\$12,784	165,516	155,040	\$11,683	143,357
Total--Energy and Minerals	77,853	676	77,177	888,062	12,784	875,279	800,648	11,683	788,965
Bureau of Indian Affairs:									
Public enterprise funds	3,584	786	2,798	14,685	8,273	6,412	8,482	7,029	1,453
Operation of Indian programs	72,919	72,919	888,352	888,352	691,559	691,559
Construction	23,001	23,001	102,726	102,726	198,116	198,116
Indian tribal funds	73,413	73,413	793,717	793,717	292,865	292,865
Other.....	-15,067	-15,067	48,630	48,630	49,099	49,099
Total--Bureau of Indian Affairs	157,851	786	157,065	1,848,109	8,273	1,839,836	1,240,121	7,029	1,233,092
Office of Territorial Affairs	7,842	7,842	174,674	174,674	226,243	226,243
Office of the Solicitor and Office of the Secretary.....	4,062	4,062	56,234	56,234	56,176	56,176
Proprietary receipts from the public.....	139,161	-139,161	1,785,752	-1,785,752	1,150,293	-1,150,293
Intrabudgetary transactions	-222,356	-222,356	-107,868	-107,868
Total--Department of the Interior	627,831	146,531	481,300	6,256,079	1,879,085	4,376,994	5,313,864	1,227,019	4,086,844
Department of Justice:									
General Administration.....	-3,716	-3,716	35,885	35,885	26,470	26,470
United States Parole Commission.....	451	451	4,999	4,999
Legal Activities	39,231	39,231	452,177	452,177	387,630	387,630
Federal Bureau of Investigation	46,583	46,583	609,181	609,181	585,991	585,991
Immigration and Naturalization Services	26,365	26,365	336,345	336,345	304,963	304,963
Drug Enforcement Administration	14,897	14,897	204,037	204,037	184,781	184,781
Federal Prison System.....	30,190	1,054	29,135	364,412	12,247	352,164	359,148	11,749	347,399
Office of Justice Assistance, Research and Statistics.....	50,787	50,787	645,947	645,947	699,931	699,931
Foreign Claims Settlement Commission.....	-292	-292	528	528
Proprietary receipts from the public.....	174	-174	9,587	-9,587	15,450	-15,450
Total--Department of Justice	204,496	1,228	203,268	2,653,511	21,834	2,631,677	2,548,913	27,199	2,521,715
Department of Labor:									
Employment and Training Administration:									
Program administration.....	3,321	3,321	89,059	89,059	90,183	90,183
Employment and training assistance	659,780	659,780	7,065,218	7,065,218	6,158,034	6,158,034
Community service employment for older Americans	18,383	18,383	234,862	234,862	207,832	207,832
Temporary employment assistance	141,513	141,513	1,796,466	1,796,466	3,285,210	3,285,210
Federal unemployment benefits and allowances.....	209,659	209,659	1,304,457	1,304,457	825,056	825,056
Grants to states for unemployment insurance and employment services.....	-5,981	-5,981	23,968	23,968	65,133	65,133
Advances to the unemployment trust fund and other funds.....	474,965	474,965	1,795,837	1,795,837	576,084	576,084
Other.....	1,570	1,570	3,166	3,166	2,981	2,981
Unemployment trust fund:									
Federal-State unemployment insurance:									
State unemployment benefits	1,518,020	1,518,020	14,068,135	14,068,135	8,585,261	8,585,261
State administrative expenses	165,063	165,063	1,847,646	1,847,646	1,562,561	1,562,561
Federal administrative expenses	3,167	3,167	51,618	51,618	68,877	68,877
Interest on refunds of taxes.....	179	179	1,950	1,950	768	768
Repayment of advances from the general fund.....	250,000	250,000	800,000	800,000

TABLE III--BUDGET RECEIPTS AND OUTLAYS--Continued (In thousands)

Classification of OUTLAYS--Continued	This Month			Current Fiscal Year to Date			Comparable Period Prior Fiscal Year		
	Outlays	Applicable Receipts	Net Outlays	Outlays	Applicable Receipts	Net Outlays	Outlays	Applicable Receipts	Net Outlays
Department of Labor--Continued									
Employment and Training Administration--Continued									
Unemployment Trust Fund--Continued									
Railroad-unemployment insurance:									
Railroad unemployment benefits.....	\$24,763	\$24,763	\$212,309	\$212,309	\$142,061	\$142,061
Administrative expenses.....	1,437	1,437	8,626	8,626	12,698	12,698
Payment of interest on advances from railroad retirement account.....			755	755
Total--Unemployment trust fund	1,712,630	1,712,630	16,440,284	16,440,284	11,172,982	11,172,982
Total--Employment and Training Administration.	3,215,839	3,215,839	28,753,318	28,753,318	22,383,496	22,383,496
Labor-Management Services Administration.....	3,786	3,786	52,473	52,473	55,138	55,138
Employment Standards Administration:									
Salaries and expenses.....	-4,956	-4,956	165,462	165,462	151,178	151,178
Special benefits.....	62,069	62,069	235,356	235,356	190,392	190,392
Black Lung Disability Trust Fund.....	181,291	181,291	808,481	808,481	621,926	621,926
Special workers' compensation expenses	850	850	12,435	12,435	7,791	7,791
Occupational Safety and Health Administration.....	15,827	15,827	178,229	178,229	154,915	154,915
Mine Safety and Health Administration.....	12,853	12,853	142,270	142,270	131,416	131,416
Bureau of Labor Statistics.....	3,334	3,334	106,388	106,388	87,615	87,615
Departmental Management.....	9,302	9,302	89,347	89,347	71,217	71,217
Proprietary receipts from the public.....		\$321	-321		\$6,984	-6,984		\$3,940	-3,940
Intrabudgetary transactions.....	-159,965	-159,965	-785,904	-785,904	-1,200,809	-1,200,809
Total--Department of Labor	3,340,230	321	3,339,909	29,757,854	6,984	29,750,870	22,654,276	3,940	22,650,336
Department of State:									
Administration of Foreign Affairs:									
Salaries and expenses.....	72,698	72,698	726,453	726,453	669,837	669,837
Acquisition, operation, and maintenance of buildings abroad.....	7,033	7,033	101,802	101,802	107,506	107,506
Payment to Foreign Service retirement and disability fund.....	147,100	147,100	194,646	194,646	125,369	125,369
Foreign Service retirement and disability fund.....	13,482	13,482	141,801	141,801	113,202	113,202
Other.....	18	18	13,679	13,679	8,250	8,250
Total--Administration of Foreign Affairs.....	240,331	240,331	1,178,381	1,178,381	1,024,164	1,024,164
International Organization and Conferences.....	3,330	3,330	492,041	492,041	494,887	494,887
International Commissions.....	1,245	1,245	21,779	21,779	21,722	21,722
Migration and Refugee Assistance	8,973	8,973	412,446	412,446	151,704	151,704
United States Emergency Refugee and Migration Assistance Fund.....	8,499	8,499	33,988	33,988	14,414	14,414
Other.....	500	500	1,105	1,105	9,001	9,001
Proprietary receipts from the public.....		12,801	-12,801		5,711	-5,711		15,576	-15,576
Intrabudgetary transactions:									
Foreign Service retirement and disability fund:									
Receipts transferred to Civil Service retirement and disability fund	-17	-17	-1,157	-1,157	-707	-707
General fund contributions.....	-147,100	-147,100	-221,342	-221,342	-151,045	-151,045
Total--Department of State	115,760	12,801	102,959	1,917,241	5,711	1,911,530	1,564,141	15,576	1,548,564

TABLE III--BUDGET RECEIPTS AND OUTLAYS--Continued (In thousands)

Classification of OUTLAYS--Continued	This Month			Current Fiscal Year to Date			Comparable Period Prior Fiscal Year		
	Outlays	Applicable Receipts	Net Outlays	Outlays	Applicable Receipts	Net Outlays	Outlays	Applicable Receipts	Net Outlays
Department of Transportation:									
Office of the Secretary	\$10,135	\$10,135	\$51,056	\$51,056	\$53,466	\$53,466
Coast Guard:									
Operating expenses	101,461	101,461	1,090,679	1,090,679	980,780	980,780
Acquisition, construction, and improvements	19,180	19,180	252,954	252,954	192,058	192,058
Retired pay.....	17,539	17,539	207,479	207,479	174,414	174,414
Other.....	16,155	\$457	15,698	89,236	\$4,092	85,143	93,088	\$3,840	89,248
Total--Coast Guard.....	154,335	457	153,878	1,640,347	4,092	1,636,255	1,440,340	3,840	1,436,500
Federal Aviation Administration:									
Operations.....	70,598	70,598	1,860,621	1,860,621	1,691,033	1,691,033
Other.....	5,902	(*)	5,902	52,050	11	52,039	44,442	14	44,429
Airport and airway trust fund:									
Grants-in-aid for airports.....	74,481	74,481	590,344	590,344	556,454	556,454
Facilities and equipment.....	21,847	21,847	230,348	230,348	187,932	187,932
Interest on refunds of taxes.....	38	38	14	14
Other.....	168,064	168,064	402,824	402,824	369,740	369,740
Total--Airport and airway trust fund	264,392	264,392	1,223,554	1,223,554	1,114,140	1,114,140
Total--Federal Aviation Administration.....	340,891	(*)	340,891	3,136,225	11	3,136,215	2,849,665	14	2,849,651
Federal Highway Administration:									
Highway trust fund:									
Federal-aid highways	998,222	998,222	8,838,279	8,838,279	6,875,980	6,875,980
Other.....	17,554	17,554	155,893	155,893	80,233	80,233
Off-systems roads programs.....	12,611	12,611	146,991	146,991	197,983	197,983
Other programs	9,057	9,057	109,741	109,741	99,143	99,143
Total--Federal Highway Administration.....	1,037,444	1,037,444	9,250,903	9,250,903	7,253,339	7,253,339
National Highway Traffic Safety Administration:									
Operations and Research	4,967	4,967	61,175	61,175	50,279	50,279
Trust fund share of traffic safety programs.....	17,950	17,950	213,904	213,904	193,400	193,400
Other.....	4,229	4,229	856	856	2,849	2,849
Federal Railroad Administration:									
Public enterprise funds.....	12,790	4,735	8,055	153,110	39,133	113,977	126,155	36,577	89,578
Railroad research and development.....	6,679	6,679	63,528	63,528	57,996	57,996
Rail assistance.....	12,484	12,484	141,292	141,292	65,373	65,373
Northeast corridor improvement program.....	31,637	31,637	240,858	240,858	198,766	198,766
Grants to National Railroad Passenger Corporation...	-40,000	-40,000	823,400	823,400	779,000	779,000
Other.....	3,649	3,649	36,621	36,621	33,990	33,990
Total--Federal Railroad Administration.....	27,239	4,735	22,504	1,458,809	39,133	1,419,676	1,261,280	36,577	1,224,703
Urban Mass Transportation Administration.....	260,421	260,421	3,206,720	3,206,720	2,457,996	2,457,996
Other.....	9,116	2,566	6,549	43,711	10,296	33,415	29,477	11,125	18,352
Proprietary receipts from the public.....	3,631	-3,631	47,371	-47,371	54,967	-54,967
Total--Department of Transportation	1,866,727	11,389	1,855,338	19,063,706	100,902	18,962,803	15,592,092	106,524	15,485,569

See footnotes on page 3.

TABLE III--BUDGET RECEIPTS AND OUTLAYS--Continued (In thousands)

Classification of OUTLAYS--Continued	This Month			Current Fiscal Year to Date			Comparable Period Prior Fiscal Year		
	Outlays	Applicable Receipts	Net Outlays	Outlays	Applicable Receipts	Net Outlays	Outlays	Applicable Receipts	Net Outlays
Department of the Treasury:									
Office of the Secretary.....	-\$40,479	-\$40,479	-\$330,213	-\$330,213	\$483,465	\$3	\$483,462
Office of Revenue Sharing:									
General revenue sharing.....	830	830	6,828,835	6,828,835	6,847,709	6,847,709
Other.....	648	648	6,421	6,421	6,883	6,883
Federal Law Enforcement Training Center.....	792	792	19,221	19,221	25,740	25,740
Bureau of Government Financial Operations:									
Salaries and expenses.....	14,784	14,784	188,056	188,056	184,086	184,086
Claims, judgements, and relief acts.....	26,577	26,577	438,167	438,167	236,413	236,413
Other.....	3,028	3,028	13,583	13,583	548,155	548,155
Total--Bureau of Government Financial Operations.....	44,389	44,389	639,807	639,807	968,654	968,654
Bureau of Alcohol, Tobacco and Firearms.....	9,213	9,213	145,723	145,723	131,162	131,162
United States Customs Service.....	44,959	44,959	772,014	772,014	653,355	653,355
Bureau of Engraving and Printing.....	-990	-990	4,544	4,544	-11,351	-11,351
Bureau of the Mint.....	6,431	6,431	54,005	54,005	43,910	43,910
Bureau of the Public Debt.....	19,307	19,307	200,584	200,584	163,076	163,076
Internal Revenue Service:									
Federal tax lien revolving fund.....	227	\$18	209	2,084	\$1,574	510	980	804	175
Salaries and expenses.....	11,591	11,591	150,808	150,808	128,059	128,059
Taxpayer service and returns processing.....	56,193	56,193	797,905	797,905	738,449	738,449
Examinations and appeals.....	58,936	58,936	867,336	867,336	774,869	774,869
Investigations and collections.....	36,397	36,397	518,833	518,833	437,434	437,434
Payment where credit exceeds liability for tax.....	8,927	8,927	1,275,232	1,275,232	772,673	772,673
Refunding internal revenue collections, interest.....	61,808	61,808	502,409	502,409	357,977	357,977
Internal revenue collections for Puerto Rico.....	28,115	28,115	216,574	216,574	212,543	212,543
Other.....	27	27	2,337	2,337
Total--Internal Revenue Service.....	262,222	18	262,204	4,333,519	1,574	4,331,945	3,422,983	804	3,422,178
United States Secret Service.....	15,279	15,279	179,466	179,466	139,003	139,003
Comptroller of the Currency.....	8,901	268	8,634	107,278	107,133	145	91,347	99,109	-7,762
Interest on the public debt:									
Public issues (accrual basis).....	5,128,534	5,128,534	59,897,440	59,897,440	48,261,660	48,261,660
Special Issues (cash basis).....	568,531	568,531	14,962,786	14,962,786	11,575,566	11,575,566
Total--Interest on the public debt.....	5,697,065	5,697,065	74,860,226	74,860,226	59,837,226	59,837,226
Proprietary receipts from the public.....	84,297	-84,297	1,615,757	-1,615,757	1,266,952	-1,266,952
Receipts from off-budget Federal agencies.....	853,251	-853,251	6,257,954	-6,257,954	4,041,716	-4,041,716
Intrabudgetary transactions.....	-114,224	-114,224	-3,196,955	-3,196,955	-2,406,284	-2,406,284
Total--Department of the Treasury.....	5,954,344	937,833	5,016,511	84,624,475	7,982,418	76,642,057	70,396,879	5,408,585	64,988,294

TABLE III--BUDGET RECEIPTS AND OUTLAYS--Continued (In thousands)

Classification of OUTLAYS--Continued	This Month			Current Fiscal Year to Date			Comparable Period Prior Fiscal Year		
	Outlays	Applicable Receipts	Net Outlays	Outlays	Applicable Receipts	Net Outlays	Outlays	Applicable Receipts	Net Outlays
Environmental Protection Agency:									
Salaries and expenses	\$53,687	\$53,687	\$471,063	\$471,063	\$95,197	\$95,197
Research and development:									
Energy supply	40,844	40,844	272,481	272,481	302,107	302,107
Pollution control and abatement	977	977	4,738	4,738	11,941	11,941
Abatement, control, and compliance	45,917	45,917	477,606	477,606	541,660	541,660
Construction grants	323,749	323,749	4,343,010	4,343,010	3,756,079	3,756,079
Other	4,059	\$62	3,997	34,401	\$672	33,729	93,994	\$541	93,453
Proprietary receipts from the public		-3,964	3,964	744	-744	668	-668
Total--Environmental Protection Agency	469,232	-3,902	473,134	5,603,299	1,416	5,601,883	4,800,978	1,209	4,799,768
National Aeronautics and Space Administration:									
Research and Development	259,074	259,074	3,701,452	3,701,452	3,138,749	3,138,749
Construction of facilities	15,758	15,758	140,305	140,305	132,716	132,716
Research and program management	82,075	82,075	1,009,879	1,009,879	925,007	925,007
Other	13	13	1,286	1,286	84	84
Proprietary receipts from the public		719	-719	2,999	-2,999	9,324	-9,324
Total--National Aeronautics and Space Administration	356,920	719	356,200	4,852,922	2,999	4,849,924	4,196,556	9,324	4,187,232
Veterans Administration:									
Public enterprise funds:									
Loan guaranty revolving fund	35,923	174,887	-138,964	457,425	429,868	27,557	481,498	274,386	207,112
Direct loan revolving fund	4,137	9,810	-5,673	72,477	139,630	-67,154	86,134	151,492	-65,358
Veterans reopened insurance fund	3,385	1,713	1,672	39,717	56,944	-17,227	25,900	53,859	-27,900
Education loan fund	267	155	112	5,053	3,338	3,338	7,226	858	6,367
Other	26,769	25,883	886	272,662	271,089	1,573	263,316	265,350	-2,034
Compensation and pensions	63,214	63,214	11,202,082	11,202,082	10,441,926	10,441,926
Readjustment benefits	54,829	54,829	2,416,976	2,416,976	2,810,812	2,810,812
Medical care	619,942	619,942	5,981,288	5,981,288	5,159,544	5,159,544
Medical and prosthetic research	13,519	13,519	130,912	130,912	117,270	117,270
General operating expenses	57,134	57,134	629,972	629,972	603,295	603,295
Construction projects	27,024	27,024	294,552	294,552	236,497	236,497
Insurance funds:									
National service life	71,265	71,265	928,228	928,228	785,393	785,393
United States Government life	6,780	6,780	76,683	76,683	70,841	70,841
Veterans special life	3,074	3,996	-922	53,833	98,150	-44,317	55,547	93,595	-38,049
Other	26,481	26,481	148,123	148,123	113,972	113,972
Proprietary receipts from the public:									
National service life		36,056	-36,056	457,005	-457,005	451,877	-451,877
Government life		313	-313	5,202	-5,202	3,894	-3,894
Other		16,686	-16,686	112,830	-112,830	74,378	-74,378
Intrabudgetary transactions		-278	-278	-3,014	-3,014	-2,369	-2,369
Total--Veterans Administration	1,013,464	269,499	743,965	22,706,971	1,572,433	21,134,538	21,256,861	1,369,689	19,887,171
Independent agencies:									
Action	11,330	11,330	133,193	133,193	117,344	117,344
Arms Control and Disarmament Agency	1,362	1,362	17,256	17,256	14,653	14,653
Board for International Broadcasting	4,204	4,204	98,372	98,372	82,692	82,692
Civil Aeronautics Board	8,574	2	8,572	116,773	116	116,657	99,446	110	99,336
Commission on Civil Rights	1,375	1,375	12,035	12,035	10,257	10,257
Community Services Administration	55,093	346	54,747	2,168,140	1,861	2,166,279	777,393	620	776,772
Consumer Product Safety Commission	4,171	(*)	4,171	44,176	-1	44,177	39,284	14	39,270
Corporation for Public Broadcasting	152,000	152,000	120,200	120,200

See footnotes on page 3.

TABLE III--BUDGET RECEIPTS AND OUTLAYS--Continued (In thousands)

Classification of OUTLAYS--Continued	This Month			Current Fiscal Year to Date			Comparable Period Prior Fiscal Year		
	Outlays	Applicable Receipts	Net Outlays	Outlays	Applicable Receipts	Net Outlays	Outlays	Applicable Receipts	Net Outlays
Independent Agencies--Continued									
District of Columbia:									
Federal payment				\$339,070		\$339,070	\$274,665		\$274,665
Loans and repayable advances.....				130,000	\$44,376	85,624	140,832	\$22,346	118,486
Equal Employment Opportunity Commission	\$12,347	\$2	\$12,344	130,841	53	130,788	92,490	37	92,453
Export-Import Bank of the United States.....	437,229	150,271	286,958	4,176,526	2,340,522	1,836,003	2,406,809	2,206,757	200,052
Federal Communications Commission	7,960	2	7,957	75,825	20	75,804	69,561	19	69,542
Federal Deposit Insurance Corporation.....	32,520	94,046	-61,526	835,667	1,757,798	-922,130	639,989	1,858,360	-1,218,370
Federal Emergency Management Agency:									
National flood insurance and development fund	13,579		13,579	405,810	9	405,800	382,801	132,224	250,577
Emergency planning, preparedness, and mobilization.	21,346		21,346	132,966		132,966	126,741		126,741
Hazard mitigation and disaster assistance	253		253	121,340		121,340	67,847		67,847
Federal Home Loan Bank Board:									
Public enterprise funds:									
Federal Home Loan Bank Board revolving fund.....	1,752	1,778	-26	20,577	21,640	-1,063	50,957	50,231	725
Federal Savings and Loan Insurance Corp. fund....	53,661	32,467	21,194	1,204,977	651,913	553,064	147,849	636,985	-489,136
Interest adjustment payments	24		24	45		45	54		54
Federal Trade Commission.....	4,523	2	4,521	68,516	43	68,474	62,048	-557	62,605
General Services Administration:									
Real Property Activities.....	113,833		113,833	-46,895		-46,895	-69,440		-69,440
Personal Property Activities.....	24,516		24,516	136,701		136,701	110,164		110,164
Records Activities.....	7,870	836	7,034	91,800	8,282	83,518	84,382	8,928	75,454
Federal Property Resources Activities.....	4,853		4,853	44,167		44,167	34,926		34,926
General Activities	17,097		17,097	137,831	594	137,237	104,398	667	103,731
Other.....	18,851		18,851	32,820		32,820	6,431		6,431
Proprietary receipts from the public:									
Stockpile receipts.....		-10,324	10,324		81,556	-81,556		73,497	-73,497
Other.....		28,680	-28,680		136,546	-136,546		33,335	-33,335
Intrabudgetary transactions				-113		-113	-9,417		-9,417
Total--General Services Administration	187,019	19,192	167,827	396,310	226,979	169,331	261,445	116,427	145,018
Intragovernmental Agencies:									
Washington Metropolitan Area Transit Authority				99,806		99,806	84,250		84,250
Other.....	855	213	642	7,724	2,603	5,121	6,506	1,845	4,661
International Communications Agency.....	40,543	18	40,526	433,226	473	432,752	374,937	1,474	373,463
Interstate Commerce Commission.....	16,314	3	16,311	157,933	2,251	155,682	67,014	12,217	54,797
Legal Services Corporation.....	26,019		26,019	320,308		320,308	254,307		254,307
Merit Systems Protection Board.....	861		861	13,087	(*)	13,086	6,476		6,476
National Credit Union Administration:									
Central liquidity facility.....	48,013	38,770	9,243	512,373	422,449	89,924			
Other.....	6,344	4,730	1,614	94,112	98,935	-4,824	11,113	41,442	-30,329
National Foundation on the Arts and the Humanities:									
National Endowment for the Arts	14,713	1	14,712	152,084	12	152,071	136,101	13	136,088
National Endowment for the Humanities	14,108		14,108	168,631		168,631	147,542		147,542
National Labor Relations Board	8,869	13	8,855	109,014	147	108,867	97,400	210	97,190
National Science Foundation.....	70,667	34	70,633	912,252	345	911,907	870,188	541	869,647
National Transportation Safety Board	1,797	1	1,797	17,760	6	17,754	15,522	8	15,515
Nuclear Regulatory Commission.....	35,897	2	35,895	377,889	17	377,872	309,494	18	309,475

See footnotes on page 3.

TABLE III--BUDGET RECEIPTS AND OUTLAYS--Continued (In thousands)

Classification of OUTLAYS--Continued	This Month			Current Fiscal Year to Date			Comparable Period Prior Fiscal Year		
	Outlays	Applicable Receipts	Net Outlays	Outlays	Applicable Receipts	Net Outlays	Outlays	Applicable Receipts	Net Outlays
Independent Agencies--Continued									
Office of Personnel Management:									
Salaries and expenses.....	\$10,875	\$10,875	\$124,590	\$124,590	\$115,330	\$115,330
Government payment for annuitants, employees health benefits.....	116,869	116,869	630,808	630,808	554,049	554,049
Payment to civil service retirement and disability fund.....	11,173,598	11,173,598	11,231,858	11,231,858	8,818,938	8,818,938
Civil service retirement and disability fund.....	1,298,556	1,298,556	14,718,995	14,718,995	12,418,103	12,418,103
Employees health benefits fund.....	291,511	\$342,983	-51,472	3,523,899	\$3,547,567	-23,668	3,135,265	\$3,248,456	-113,191
Employees life insurance fund.....	32,042	58,509	-26,467	477,180	861,050	-383,870	488,350	797,762	-309,413
Retired employees health benefits fund.....	1,322	1,210	112	13,672	12,362	1,310	12,907	8,405	4,502
Other.....	2,022	2,022	20,886	20,886	17,264	17,264
Proprietary receipts from the public.....	14	-14	1,062	-1,062	1,172	-1,172
Intrabudgetary transactions:									
Civil service retirement and disability fund:									
Receipts transferred to Foreign Service re- tirement and disability fund.....	-207	-207	-5,449	-5,449	-8,581	-8,581
General fund contributions.....	-11,214,267	-11,214,267	-11,231,963	-11,231,963	-8,818,938	-8,818,938
Other.....	-4,455	-4,455	-30,011	-30,011	-22,330	-22,330
Total--Office of Personnel Management.....	1,707,865	402,716	1,305,149	19,474,466	4,422,041	15,052,426	16,710,357	4,055,794	12,654,562
Panama Canal Commission.....	29,354	37,927	-8,573	270,283	380,895	-110,612
Postal Services (payment to the Postal Service fund).....	68	68	1,676,878	1,676,878	1,786,509	1,786,509
Railroad Retirement Board:									
Federal Windfall Payment to Railroad Retirement Trust Fund.....									
Regional rail transportation protective account.....	313,000	313,000	313,000	313,000
Railroad retirement accounts:				28,339	28,339	71,650	71,650
Benefits payments and claims.....	416,344	416,344	4,669,303	4,669,303	4,240,906	4,240,906
Advances to the railroad retirement account from the FOASI trust fund.....	-29,586	-29,586	-273,765	-273,765	-235,972	-235,972
Advances to the railroad retirement account from the FDI trust fund.....	-3,741	-3,741	-36,426	-36,426	-29,095	-29,095
Disbursements for the payment of FOASI benefits...	29,478	29,478	298,307	298,307	236,392	236,392
Disbursement for the payment of FDI benefits.....	3,786	3,786	39,595	39,595	35,016	35,016
Administrative expenses.....	1,755	1,755	40,183	40,183	31,661	31,661
Interest on refunds of taxes.....	(*)	(*)	56	56	26	26
Proprietary receipts from the public.....	(*)	(*)	26	-26	-21	21
Intrabudgetary transactions:									
Railroad retirement account:									
Payment to railroad retirement trust funds.....	-313,000	-313,000	-313,000	-313,000
Interest transferred to federal hospital insurance trust fund.....	22,480	22,480	15,549	15,549
Interest on advances to railroad unemployment insurance account.....	-755	-755
Total--Railroad Retirement Board.....	418,035	(*)	418,035	4,788,072	26	4,788,046	4,365,378	-21	4,365,399

See footnotes on page 3.

TABLE III--BUDGET RECEIPTS AND OUTLAYS--Continued (In thousands)

Classification of OUTLAYS--Continued	This Month			Current Fiscal Year to Date			Comparable Period Prior Fiscal Year		
	Outlays	Applicable Receipts	Net Outlays	Outlays	Applicable Receipts	Net Outlays	Outlays	Applicable Receipts	Net Outlays
Independent Agencies--Continued									
Securities and Exchange Commission	\$7,287	\$1	\$7,286	\$74,149	\$8	\$74,140	\$66,005	\$26	\$65,978
Small Business Administration:									
Public enterprise funds:									
Business loan and investment fund	95,178	59,572	35,605	1,232,561	511,731	720,831	937,531	466,486	471,045
Disaster loan fund	189,258	45,332	143,925	1,558,751	609,483	949,269	1,453,940	496,602	957,338
Other	3,269	1,390	1,878	31,986	20,741	11,245	34,456	15,257	19,199
Salaries and expenses	20,285		20,285	215,549		215,549	181,880		181,880
Proprietary receipts from the public		1	-1		25	-25		22	-22
Other	15		15	2,064		2,064	1,701		1,701
Total--Small Business Administration.....	308,004	106,297	201,707	3,040,912	1,141,980	1,898,932	2,609,508	978,367	1,631,142
Smithsonian Institution	7,127	3	7,124	138,859	100	138,758	132,243	61	132,182
Tennessee Valley Authority	484,135	320,134	164,000	5,708,909	3,839,675	1,869,233	4,798,298	2,914,157	1,884,141
United States Railway Association:									
Administrative expenses	2,200		2,200	31,355		31,355	28,850		28,850
Purchases of Conrail Securities	50,000		50,000	640,700		640,700	708,300		708,300
Other independent agencies.....	31,415	1,137	30,279	300,906	13,767	287,139	231,487	14,858	216,628
Total--Independent agencies.....	4,188,813	1,210,109	2,978,704	50,302,103	15,371,062	34,931,040	39,803,139	13,044,583	26,758,556
Undistributed offsetting receipts:									
Federal employer contributions to retirement and social insurance funds:									
Legislative Branch:									
United States Tax Court:									
Tax court judges survivors annuity fund				-40		-40	-30		-30
The Judiciary:									
Judicial survivors annuity fund	-141		-141	-1,750		-1,750	-1,641		-1,641
Department of Health and Human Services:									
Federal old-age and survivors insurance trust fund.	-91,000		-91,000	-1,027,000		-1,027,000	-948,000		-948,000
Federal disability insurance trust fund	-17,000		-17,000	-177,000		-177,000	-166,000		-166,000
Federal hospital insurance trust fund	-22,000		-22,000	-249,000		-249,000	-228,000		-228,000
Department of State:									
Foreign Service retirement and disability fund	-1,554		-1,554	-21,001		-21,001	-20,477		-20,477
Independent agencies:									
Office of Personnel Management:									
Civil Service retirement and disability fund.....	-197,864		-197,864	-2,821,917		-2,821,917	-2,511,477		-2,511,477
Receipts from off-budget Federal agencies:									
Independent agencies:									
Office of Personnel Management:									
Civil Service retirement and disability fund....	-774,807		-774,807	-1,488,772		-1,488,772	-1,395,335		-1,395,335
Subtotal.....	-1,104,365		-1,104,365	-5,786,481		-5,786,481	-5,270,960		-5,270,960

TABLE III--BUDGET RECEIPTS AND OUTLAYS--Continued (In thousands)

Classification of OUTLAYS--Continued	This Month			Current Fiscal Year to Date			Comparable Period Prior Fiscal Year		
	Outlays	Applicable Receipts	Net Outlays	Outlays	Applicable Receipts	Net Outlays	Outlays	Applicable Receipts	Net Outlays
Undistributed offsetting receipts--Continued									
Interest credited to certain Government Accounts:									
The Judiciary:									
Judicial survivors annuity fund									
Department of Defense:									
Civil:									
Soldiers' and Airmen's Home permanent fund									
Department of Health and Human Services:									
Federal old-age and survivors insurance trust fund .									
Federal disability insurance trust fund									
Federal hospital insurance trust fund									
Federal supplementary medical insurance trust fund									
Department of Labor:									
Unemployment trust fund.....									
Black Lung Disability Trust Fund.....									
Department of State:									
Foreign Service retirement and disability fund									
Department of Transportation:									
Airport and airway trust fund.....									
Highway trust fund									
Veterans Administration:									
United States Government life insurance fund									
National service life insurance fund.....									
Independent Agencies:									
Office of Personnel Management:									
Civil Service retirement and disability fund.....									
Railroad Retirement Board:									
Railroad retirement account.....									
Other									
Subtotal.....									
Rents and royalties on the outer continental shelf land...									
Total--Undistributed offsetting receipts									
Total outlays									
TOTAL BUDGET									
Receipts			(Net totals)			(Net totals)			(Net totals)
Outlays (-)									
Budget surplus (+) or deficit (-).....									

MEMORANDUM

Receipts offset against outlays (In thousands)

	Current Fiscal Year to Date	Comparable Period Prior Fiscal Year
Proprietary receipts.....	\$21,602,241	\$18,765,139
Receipts from off-budget Federal agencies.....	6,257,954	4,041,716
Intrabudgetary transactions.....	50,914,579	45,289,613
Total receipts offset against outlays.....	78,774,775	68,096,469

TABLE IV--MEANS OF FINANCING (In thousands)

23

Classification (Assets and Liabilities Directly Related to the Budget)	Net Transactions (-) denotes net reduction of either liability or asset accounts			Account Balances Current Fiscal Year		
	This Month	Fiscal Year to Date		Beginning of		Close of This Month
		This Year	Prior Year	This Year	This Month	
LIABILITY ACCOUNTS						
Borrowing from the public:						
Public debt securities, issued under general financial authorities:						
Obligations of the United States, issued by:						
United States Treasury	\$14,277,719	\$81,182,194	\$54,974,618	\$826,519,087	\$893,423,563	\$907,701,281
Federal Financing Bank				10	10	10
Total public debt securities	14,277,719	81,182,194	54,974,618	826,519,097	893,423,573	907,701,291
Agency securities, issued under special financing authorities (See Schedule B. For other agency borrowing, see Schedule C.)	-35,519	-615,981	-1,648,862	7,231,770	6,651,307	6,615,788
Total federal securities	14,242,200	80,566,213	53,325,757	833,750,867	900,074,880	914,317,079
Deduct:						
Federal securities held as investments of government accounts (See Schedule D)	7,981,890	10,050,868	19,684,882	189,161,534	191,230,511	199,212,402
Total borrowing from the public	6,260,309	70,515,345	33,640,874	644,589,333	708,844,368	715,104,678
Accrued interest payable to the public	545,232	519,774	1,421,168	8,154,582	8,129,124	8,674,356
Allocations of special drawing rights	-11,527	1,130,391	1,236,016	4,174,771	5,316,689	5,305,161
Deposit funds	453,168	786,061	1,426,144	4,292,356	4,625,250	5,078,418
Miscellaneous liability accounts (Includes checks outstanding etc.)	-2,779,849	-929,008	236,680	8,565,878	10,416,720	7,636,871
Total liability accounts	4,467,332	72,022,563	37,960,883	669,776,920	737,332,151	741,799,483
ASSET ACCOUNTS (Deduct)						
Cash and monetary assets:						
U.S. Treasury operating cash:						
Federal Reserve account	1,359,598	-2,387,131	-10,158,178	6,489,007	2,742,278	4,101,876
Tax and loan note accounts	7,135,864	-799,167	11,890,403	17,686,990	9,751,959	16,887,823
Balance	8,495,463	-3,186,297	1,732,225	24,175,997	12,494,237	20,989,700
Special drawing rights:						
Total holdings	-2,130	1,281,854	-216,457	2,725,228	4,009,212	4,007,082
SDR certificates issued to Federal Reserve Banks		-1,468,000	-500,000	-1,800,000	-3,268,000	-3,268,000
Balance	-2,130	-186,146	-716,457	925,228	741,212	739,082
Gold tranche drawing rights:						
U.S. subscription to International Monetary Fund:						
Direct quota payments				8,810,156	8,810,156	8,810,156
Maintenance of value adjustments	-23,969	100,278	163,346	2,120,603	2,244,850	2,220,881
Other demand liabilities issued to IMF	29,000	-80,209	-2,500,984	-9,423,243	-9,532,453	-9,503,453
Receivable/Payable (-) for U.S. currency valuation adjustment	20,951	73,734	100,510	-208,178	-155,395	-134,444
Balance	25,982	93,803	-2,237,128	1,299,338	1,367,159	1,393,141
Loans to International Monetary Fund	72,881	301,550	-706,304		228,669	301,550
Other cash and monetary assets	1,100,012	3,332,098	2,335,504	5,690,273	7,922,358	9,022,370
Total cash and monetary assets	9,692,208	355,008	407,840	32,090,836	22,753,636	32,445,843
Miscellaneous asset accounts	-766,237	81,093	1,003,399	6,110,182	6,957,512	6,191,275
Total asset accounts	8,925,971	436,100	1,411,239	38,201,018	29,711,148	38,637,119
Excess of liabilities (+) or assets (-)	-4,458,638	+71,586,463	+36,549,644	+631,575,902	+707,621,003	+703,162,365
Transactions not applied to current year's surplus or deficit (See Schedule A for details)	-1,796,163	-12,625,088	-8,897,205		-10,828,925	-12,625,088
Total budget financing [Financing of deficit (+) or disposition of surplus (-)]	-6,254,802	+58,961,375	+27,652,439	+631,575,902	+696,792,078	+690,537,277

TABLE IV--SCHEDULE A--ANALYSIS OF CHANGE IN EXCESS OF LIABILITIES (In thousands)

Classification	This Month	Fiscal Year to Date	
		This Year	Prior Year
Excess of liabilities beginning of period: Based on composition of unified budget in preceding period. Adjustments during current fiscal year for changes in composition of unified budget:	\$707,621,003	\$631,706,378	\$595,528,323
Reclassification of deferred charges/credits, public debt foreign currency securities to budgetary accounts..	-80,800
Reclassification of exchange stabilization fund from a deposit fund (liability) to a budget account	-49,675	-502,065
Excess of liabilities beginning of period (current basis)	707,621,003	631,575,902	595,026,259
Budget surplus (-) or deficit: Based on composition of unified budget in prior fiscal year.	-6,209,001	59,507,506	27,280,850
Reclassification of deferred charges/credits, public debt foreign currency securities to budgetary accounts	-67,492	-80,800
Reclassification of exchange stabilization fund from a deposit fund (liability) to a budget account	-45,800	-478,639	452,390
Budget surplus (-) or deficit (Table III)	-6,254,802	58,961,375	27,652,439
Transactions not applied to current year's surplus or deficit:			
Seigniorage	-27,627	-662,815	-991,909
Increment on gold
Proceeds from currency
Profit on sale of gold	-13	-926,775	-2,365,740
Net gain (-)/loss for U. S. currency valuation adjustment ..	3,018	-3,803	-94,872
Net gain (-)/loss for IMF loan valuation adjustment	-78,532
Off-budget Federal Agencies:			
Federal Financing Bank	1,861,398	14,548,969	13,260,895
Pension Benefit Guaranty Fund	3,102	-26,868	-38,848
Postal Service	187,605	-431,327	-890,748
Rural electrification and telephone revolving fund	-236,618	-29,939	-3,760
Rural Telephone Bank	5,298	157,644	100,719
Total--transactions not applied to current year's surplus or deficit	1,796,163	12,625,088	8,897,205
Excess of liabilities close of period	703,162,365	703,162,365	631,575,902

TABLE IV--SCHEDULE B--AGENCY SECURITIES, ISSUED UNDER SPECIAL FINANCING AUTHORITIES (In thousands)

Classification	Net Transactions (-) denotes net reduction of liability accounts			Account Balances Current Fiscal Year		
	This Month	Fiscal Year to Date		Beginning of		Close of This Month
		This Year	Prior Year	This Year	This Month	
Agency securities, issued under special financing authorities:						
Obligations of the United States, issued by:						
Export-Import Bank	-\$12,693	-\$272,182	-\$1,207,149	\$933,456	\$673,968	\$661,275
Obligations guaranteed by the United States, issued by:						
Department of Defense:						
Family Housing Mortgages	-9,690	-125,568	-129,316	766,685	650,806	641,117
Department of Housing and Urban Development:						
Federal Housing Administration	-13,289	-56,337	-49,453	551,184	508,136	494,847
Department of Transportation:						
Coast Guard:						
Family Housing Mortgages	-19	-224	-215	1,423	1,218	1,199
Obligations not guaranteed by the United States, issued by:						
Department of Defense:						
Homeowners Assistance Mortgages	172	330	-728	21	179	351
Department of Housing and Urban Development:						
Government National Mortgage Association	-162,000	-162,000	3,004,000	2,842,000	2,842,000
Independent Agencies:						
Postal Services	250,000	250,000	250,000
Tennessee Valley Authority	-100,000	1,725,000	1,725,000	1,725,000
Total agency securities	-35,519	-615,981	-1,648,862	7,231,770	6,651,307	6,615,788

TABLE IV--SCHEDULE C (MEMORANDUM)--AGENCY BORROWING FINANCED THROUGH
ISSUE OF PUBLIC DEBT SECURITIES (In thousands)

Classification	Transactions			Account Balances Current Fiscal Year		
	This Month	Fiscal Year to Date		Beginning of		Close of this Month
		This Year	Comparable Prior Year	This Year	This Month	
Borrowing from the Treasury:						
Commodity Credit Corporation.....	-\$99,749	-\$198,013	\$2,665,209	\$13,926,516	\$13,828,252	\$13,728,503
D. C. Commissioners: Stadium sinking fund, Armory Board, D. C.	-832	-831	832
Export-Import Bank of United States.....	-209,500	29,000	50,000	50,000	288,500	79,000
Federal Emergency Management Agency:						
National flood insurance fund.....	57,000	408,885	215,189	445,555	797,440	854,440
Federal Financing Bank.....	2,534,970	18,347,563	15,758,467	R 64,211,034	80,023,626	82,558,597
Federal Housing Administration:						
General insurance.....	16,000	2,156,655	2,172,655	2,172,655
Special risk insurance.....	66,000	1,812,166	1,878,166	1,878,166
General Services Administration:						
Pennsylvania Avenue Development Corporation.....	1,482	641	16,726	33,938	33,097	34,579
Government National Mortgage Association:						
Emergency home purchase assistance fund.....	3,000	1,042,220	275,293	1,351,400	2,390,620	2,393,620
Management and liquidating functions.....	-14,000	-21,000	14,000
Special assistance functions.....	-203,700	447,286	84,820	4,221,417	4,872,403	4,668,703
International Communication Agency.....	22,114	22,114	22,114
Rural Electrification Administration.....	-236,769	7,864,742	8,101,511	7,864,742
Rural Telephone Bank.....	7,173	132,319	75,596	394,868	520,014	527,187
Saint Lawrence Seaway Development Corporation.....	-2,000	-2,500	112,976	110,976	110,976
Secretary of Agriculture, Farmers Home Administration:						
Rural housing insurance fund.....	1,200,000	1,005,718	2,205,718	2,205,718
Agricultural credit insurance fund.....	1,074,000	1,850,000	1,850,000	1,850,000
Rural development insurance fund.....	20,000	105,000	75,000	515,000	600,000	620,000
Secretary of Education:						
College housing loans.....	-123,675	2,687,325	2,687,325	2,687,325
Secretary of Energy:						
Bonneville Power Administration.....	115,000	115,000	110,000	410,000	410,000	525,000
Secretary of Housing and Urban Development:						
Housing for the Elderly and Handicapped.....	70,000	770,000	475,000	520,170	1,220,170	1,290,170
New communities guaranty:						
Title IV.....	3,532	275	3,762	7,294	7,294
Title VII.....	4,000	43,375	29,843	240,849	280,224	284,224
Urban renewal fund.....	-50,000	-500,000	300,000	250,000	250,000
Secretary of the Interior:						
Bureau of Mines, helium fund.....	251,650	251,650	251,650
Secretary of Transportation:						
Rail Service Assistance.....	15	-2,726	100	115	115
Regional Rail Reorganization.....	57,178	2,704	59,882	59,882
Smithsonian Institution:						
John F. Kennedy Center parking facilities.....	20,400	20,400	20,400
Tennessee Valley Authority.....	150,000	150,000	150,000
Veterans Administration:						
Veterans direct loan program.....	1,730,078	1,730,078	1,730,078
Total Borrowing from the Treasury.....	2,062,907	22,519,169	20,254,686	106,305,969	126,762,230	128,825,138
Borrowing from the Federal Financing Bank:						
Export-Import Bank of the United States.....	509,014	2,114,004	208,800	7,952,887	9,557,877	10,066,891
National Credit Union Administration.....	9,250	89,932	80,682	89,932
Postal Service.....	-67,000	-67,000	1,587,000	1,520,000	1,520,000
Tennessee Valley Authority.....	215,000	1,810,000	1,130,000	7,125,000	8,720,000	8,935,000
Total Borrowing from the Federal Financing Bank.....	733,264	3,946,936	1,271,800	16,664,887	19,878,559	20,611,823
Total Agency Borrowing financed through issues of Public Debt Securities.....	2,796,171	26,466,105	21,526,486	122,970,856	146,640,789	149,436,961

Note: Includes only amounts loaned to Federal Agencies in lieu of Agency Debt issuance and excludes Federal Financing Bank purchase of loans made or guaranteed by Federal Agencies. The Federal Financing Bank borrows from Treasury and issues its own securities and in turn may loan these funds to Agencies in lieu of Agencies borrowing directly through Treasury or issuing their own securities.

R = Revised

**TABLE IV--SCHEDULE D--INVESTMENTS OF GOVERNMENT ACCOUNTS
IN FEDERAL SECURITIES (In thousands)**

Classification	Net Purchases or Sales (-)			Securities Held as Investments Current Fiscal Year		
	This Month	Fiscal Year to Date		Beginning of		Close of This Month
		This Year	Prior Year	This Year	This Month	
Federal Funds:						
Department of Agriculture:						
Agency securities.....		-\$6,000	-\$6,000	\$17,215	\$11,215	\$11,215
Department of Commerce.....	\$890	39,255	30,655	104,021	142,386	143,276
Department of Housing and Urban Development:						
Federal Housing Administration:						
Federal housing administration fund:						
Public debt securities.....	5,211	79,360	149,434	1,992,302	2,066,451	2,071,662
Agency securities.....	-210	-14,127	-3,728	187,263	173,346	173,136
Government National Mortgage Association:						
Emergency mortgage purchase assistance:						
Agency securities.....		2,979	4,570	4,570	7,549	7,549
Special assistance function fund:						
Public debt securities.....		650	650	650
Agency securities.....	-1,446	-10,180	-10,268	96,613	87,878	86,433
Management and liquidating functions fund:						
Agency securities.....	-273	-3,217	-4,609	28,592	25,649	25,375
Guarantees of Mortgage-Backed Securities:						
Public debt securities.....	3,973	52,536	52,437	121,889	170,452	174,425
Agency securities.....	3,080	21,708	2,727	38,208	56,837	59,916
Participation sales fund:						
Public debt securities.....	19,607	36,117	107,907	1,379,173	1,395,683	1,415,290
Agency securities.....	12,380	12,380	12,380
Housing Management:						
Community disposal operations fund:						
Agency securities.....	388	388	388
Department of Interior.....	570,595	2,088,315	1,517,720	2,088,315
Department of Transportation.....	515	11,286	1,515	18,800	29,571	30,086
Department of the Treasury.....	-128,393	-722,141	2,503,107	4,266,116	3,672,367	3,543,975
Veterans Administration:						
Veterans reopened insurance fund.....	-1,897	16,864	27,993	437,950	456,711	454,814
Independent Agencies:						
Export-Import Bank of the United States.....	-7,700
Federal Emergency Management Agency:						
National insurance development fund.....	-19,671	10,000	62,037	42,366	42,366
Federal Savings and Loan Insurance Corporation:						
Public debt securities.....	-20,689	-552,984	496,894	5,482,967	4,950,672	4,929,983
Agency securities.....	-300	-7,760	78,215	77,915	77,915
National Credit Union Administration.....	-652	11,515	26,020	128,284	140,451	139,799
Other.....	23,935	106,290	72,665	444,130	526,485	550,420
Total public debt securities.....	473,096	1,147,392	3,470,927	14,437,669	15,111,965	15,585,061
Total agency securities.....	1,151	-9,137	-25,068	463,443	453,155	454,306
Total Federal funds.....	474,247	1,138,255	3,445,858	14,901,112	15,565,120	16,039,367
Trust Funds:						
Legislative Branch:						
United States Tax Court.....	50	75	716	766	766
Library of Congress.....	-360	-255	80	1,595	1,700	1,340
The Judiciary:						
Judicial Survivors Annuity Fund.....	1,667	7,330	6,733	51,145	56,808	58,475
Department of Agriculture.....	510	1,410	-1,345	150	1,050	1,560
Department of Commerce.....	-5	-25	35	30	30
Department of Defense.....	-154	-422	217	3,224	2,956	2,802
Department of Health and Human Services:						
Federal old-age and survivors insurance trust fund:						
Public debt securities.....	-2,375,760	-3,750,894	-3,638,468	26,773,347	25,398,213	23,022,453
Agency securities.....	555,000	555,000	555,000
Federal disability insurance trust fund.....	515,134	2,091,701	1,230,320	5,582,621	7,159,188	7,674,322
Federal hospital insurance trust fund:						
Public debt securities.....	773,746	1,492,538	1,406,233	13,113,539	13,832,331	14,606,077
Agency securities.....	50,000	50,000	50,000
Federal supplementary medical insurance trust fund.....	-65,047	-415,939	953,330	4,974,022	4,623,130	4,558,083
Other.....	808	2,969	884	2,620	4,781	5,589

TABLE IV--SCHEDULE D--INVESTMENTS OF GOVERNMENT ACCOUNTS
IN FEDERAL SECURITIES (In thousands)--Continued

Classification	Net Purchases or Sales (-)			Securities Held as Investments Current Fiscal Year		
	This Month	Fiscal Year to Date		Beginning of		Close of This Month
		This Year	Prior Year	This Year	This Month	
Trust Funds--Continued						
Department of the Interior.....	\$44,580	\$186,652	-\$525	\$11,601	\$153,672	\$198,252
Department of Labor:						
Unemployment trust fund.....	-1,246,622	-1,081,971	4,275,806	13,793,113	13,957,764	12,711,142
Other.....	274	-555	4,106	4,380	4,380
Department of State:						
Foreign service retirement and disability fund.....	138,224	167,047	120,764	492,628	521,451	659,675
Other.....	255	200	160	1,140	1,085	1,340
Department of Transportation:						
Airport and airway trust fund.....	-97,829	1,045,524	690,889	4,377,426	5,520,779	5,422,950
Highway trust fund.....	-583,942	-1,609,126	890,575	12,468,657	11,443,473	10,859,531
Other.....	10	20	30	30
Department of the Treasury.....	-8,650	-800	7,505	64,825	72,675	64,025
Veterans Administration:						
Government life insurance fund.....	-7,505	-38,035	-33,085	462,557	432,027	424,522
National service life insurance fund:						
Public debt securities.....	-41,609	105,198	206,911	7,824,952	7,971,759	7,930,150
Agency securities.....	135,000	135,000	135,000
Veterans special life insurance fund.....	1,900	43,896	37,735	621,135	663,131	665,031
General Post Fund National Homes.....	381	2,365	2,746	2,746
Independent Agencies:						
Federal Deposit Insurance Corporation.....	61,295	925,850	1,220,238	9,252,006	10,116,561	10,177,856
General Services Administration.....	-100	-1,195	420	4,510	3,415	3,315
Harry S. Truman Memorial Scholarship Trust Fund....	-55	1,985	1,875	34,854	36,894	36,839
Japan-United States Friendship Commission.....	206	85	-16	18,655	18,534	18,740
Office of Personnel Management:						
Civil service retirement and disability fund:						
Public debt securities.....	11,295,144	9,519,722	7,849,386	63,734,226	61,958,804	73,253,948
Agency securities.....	275,000	275,000	275,000
Employees health benefits fund.....	30,562	39,611	76,779	590,095	599,144	629,706
Employees life insurance fund.....	21,662	389,810	298,644	3,315,132	3,683,280	3,704,942
Retired employees health benefits fund.....	-1,265	-4,550	3,079	1,814	1,814
Railroad Retirement Board.....	-202,511	-375,524	-23,392	3,054,496	2,881,483	2,678,972
Total public debt securities.....	8,255,549	8,746,811	15,573,598	170,634,591	171,125,853	179,381,402
Total agency securities.....	1,015,000	1,015,000	1,015,000
Total trust funds.....	8,255,549	8,746,811	15,573,598	171,649,591	172,140,853	180,396,402
Off-budget Federal agencies:						
Federal Financing Bank.....	8,220	-148,685	109,405	226,300	69,395	77,615
Pension Benefit Guaranty Corporation.....	-3,025	27,125	38,525	141,925	172,075	169,050
Postal Service.....	-753,100	288,100	517,616	2,238,716	3,279,916	2,526,816
Rural electrification and telephone revolving fund.....	-739	-120	3,891	3,152	3,152
Total public debt securities.....	-747,905	165,801	665,426	2,610,832	3,524,538	2,776,633
Total Off-budget Federal agencies.....	-747,905	165,801	665,426	2,610,832	3,524,538	2,776,633
Grand Total.....	7,981,890	10,050,868	19,684,882	189,161,534	191,230,511	199,212,402

Note: Investments are in Public Debt Securities unless otherwise noted.

**TABLE V--COMPARATIVE STATEMENT OF BUDGET RECEIPTS AND OUTLAYS
BY MONTHS OF CURRENT FISCAL YEAR (In millions)**

Classification	Oct.	Nov.	Dec.	Jan.	Feb.	March	April	May	June	July	Aug.	Sept.	Fiscal Year To Date	Com-parable Period Prior F. Y.
NET RECEIPTS														
Individual income taxes	\$18,682	\$18,972	\$20,192	\$26,856	\$15,522	\$9,056	\$31,488	\$9,275	\$27,791	\$19,773	\$19,527	\$26,936	\$244,069	\$217,841
Corporation income taxes	1,476	1,160	10,206	2,237	1,420	9,508	9,171	1,230	15,804	2,136	1,367	8,884	64,600	63,677
Social insurance taxes and contributions:														
Employment taxes and contributions	8,013	12,259	7,963	9,526	14,824	10,747	13,667	15,752	10,097	8,466	15,512	11,939	138,765	120,074
Unemployment insurance	840	1,650	204	675	1,490	208	1,646	4,495	177	1,229	2,423	299	15,336	15,387
Contributions for other insurance and retirement	530	524	507	574	543	544	573	540	519	558	612	622	6,646	6,130
Excise taxes	1,547	1,653	1,658	1,448	1,378	1,289	2,269	2,502	2,497	2,662	2,687	2,734	24,329	18,745
Estate and gift taxes	526	518	425	509	506	494	459	623	502	623	595	611	6,389	5,411
Customs duties	646	605	595	611	519	584	559	557	611	603	617	605	7,174	7,439
Miscellaneous receipts	838	977	866	992	1,661	920	1,265	1,098	1,057	1,240	918	914	12,742	9,252
Total--receipts this year	33,099	38,320	42,617	43,429	37,862	33,351	61,097	36,071	59,055	37,348	44,259	53,544	520,050
Total--receipts prior year ...	28,745	33,227	37,477	38,364	32,639	31,144	52,238	38,287	53,910	33,268	39,353	47,362	465,955
NET OUTLAYS														
Legislative Branch	89	97	105	111	92	91	113	92	89	108	95	135	1,218	1,091
The Judiciary	56	37	38	68	38	40	39	57	50	60	38	42	564	480
Executive Office of the President	7	6	9	7	9	11	7	7	7	11	8	6	95	80
Funds Appropriated to the President:														
International security assistance	706	862	442	391	447	167	-24	118	-369	667	506	-10	3,903	839
International development assistance	97	93	44	136	117	268	228	59	157	404	94	99	1,798	1,476
Other	84	-98	-15	1,141	65	52	50	80	54	104	102	218	1,837	316
Department of Agriculture:														
Foreign assistance, special export programs and Commodity Credit Corporation	404	727	790	1,561	74	68	468	261	127	-127	-268	-259	3,825	4,587
Other	1,307	1,143	2,080	2,225	1,981	1,664	1,433	1,828	2,505	1,322	1,642	1,599	20,730	16,048
Department of Commerce	346	265	268	269	265	308	364	421	340	363	283	264	3,756	4,072
Department of Defense:														
Military:														
Department of the Army	2,591	2,655	2,551	2,598	2,716	2,793	2,874	2,646	3,039	2,769	2,620	2,747	32,601	28,770
Department of the Navy	3,111	3,191	3,428	3,581	3,468	3,521	3,696	3,762	3,589	3,895	3,873	3,506	42,710	37,815
Department of Air Force	2,859	3,181	2,853	3,331	3,223	3,622	3,230	3,467	3,419	3,203	3,420	3,167	38,976	32,277
Defense agencies	1,619	1,536	1,510	1,445	1,533	1,524	1,557	1,398	1,536	1,572	1,489	1,835	18,554	16,152
Total Military	10,180	10,563	10,343	10,955	10,940	11,460	11,357	11,273	11,582	11,439	11,402	11,345	132,840	115,015
Civil	348	300	278	252	218	232	239	246	268	282	271	364	3,298	2,887
Department of Education	752	1,015	934	1,235	904	1,298	1,367	1,164	1,143	828	1,164	1,326	13,124	10,885
Department of Energy	496	791	793	-578	520	432	639	619	748	551	717	729	6,457	7,889
Department of Health and Human Services:														
Human Development Services	521	494	523	590	502	454	482	392	375	401	307	301	5,343	5,717
Health Care Financing Administration:														
Grants to States for Medicaid	1,211	1,077	1,158	1,354	1,136	953	1,227	1,218	1,123	1,167	1,108	1,225	13,957	12,407
Federal Hospital Ins. Trust Fund	1,875	1,836	1,759	2,025	1,854	2,211	2,129	2,203	2,089	2,116	2,031	2,160	24,288	20,343
Federal Supp. Med. Ins. Trust Fund	877	829	827	869	910	788	902	895	884	971	981	1,013	10,745	8,804
Other	429	567	703	577	553	1,305	591	548	567	662	694	694	7,890	7,847
Social Security Adm.:														
Assis. Pmts. Program	585	564	611	721	601	492	601	604	604	615	672	640	7,308	6,610
Federal Old-Age and Survivors Insurance Trust Fund	8,085	8,082	8,085	8,100	8,214	8,226	8,247	8,207	9,678	9,399	9,417	9,488	103,228	90,130
Federal Disability Ins. Trust Fund	1,200	1,226	1,221	1,226	1,255	1,249	1,247	1,245	1,235	1,362	1,453	1,413	15,333	13,944
Other	651	1,002	1,426	102	1,079	171	690	1,147	89	705	1,305	118	8,486	7,358
Other	166	60	-743	90	35	-577	188	-14	-1,276	57	25	100	-1,888	-2,863

TABLE V--COMPARATIVE STATEMENT OF BUDGET RECEIPTS AND OUTLAYS

29

BY MONTHS OF CURRENT FISCAL YEAR (In millions)--Continued

Classification	Oct.	Nov.	Dec.	Jan.	Feb.	March	April	May	June	July	Aug.	Sept.	Fiscal Year To Date	Com-parable Period Prior F. Y.
OUTLAYS--Continued														
Department of Housing and Urban Development	\$1,199	\$1,548	\$363	\$1,234	\$579	\$1,113	\$1,397	\$889	\$1,110	\$1,456	\$961	\$726	\$12,576	\$9,222
Department of the Interior.....	393	437	328	385	303	318	360	437	366	237	332	481	4,377	4,087
Department of Justice.....	255	229	190	232	199	205	262	234	202	231	188	203	2,632	2,522
Department of Labor:														
Unemployment trust fund.....	736	834	1,001	1,473	1,412	1,451	1,442	1,391	1,768	1,664	1,555	1,713	16,440	11,173
Other.....	965	862	1,068	645	1,046	1,030	1,044	1,074	786	1,831	1,332	1,627	13,311	11,477
Department of State.....	255	138	139	108	186	154	186	185	86	233	137	103	1,912	1,549
Department of Transportation:														
Highway trust fund	986	762	794	733	512	484	543	594	866	835	869	1,016	8,994	6,956
Other	760	786	913	1,053	651	841	990	705	806	906	720	840	9,969	8,529
Department of the Treasury:														
Interest on the public debt.....	4,653	5,330	9,804	5,125	5,475	5,427	5,764	5,837	10,678	5,485	5,585	5,697	74,860	59,837
General revenue sharing.....	1,715	1	(**)	1,690	9	1	1,703	(**)	(**)	1,709	(**)	1	6,829	6,848
Other	-132	-286	-1,045	-1,651	-131	250	117	91	-778	-378	-421	-681	-5,047	-1,697
Environmental Protection Agency.....	521	452	483	479	427	419	482	474	445	485	462	473	5,602	4,800
National Aeronautics and Space Administration	384	415	328	417	408	416	398	397	452	423	456	356	4,850	4,187
Veterans Administration:														
Compensation and pensions....	889	1,719	1,028	56	1,801	67	943	1,792	61	929	1,853	63	11,202	10,442
National service life.....	36	24	29	49	28	52	79	50	23	48	17	35	471	334
Government service life.....	6	4	5	7	4	6	8	7	4	9	4	6	71	67
Other	875	951	715	688	939	618	973	943	542	727	781	639	9,390	9,045
Independent agencies:														
General Services Admin.	-166	50	78	-115	56	153	-169	53	144	-170	87	168	169	145
Office of Personnel Management.....	1,223	1,174	1,293	1,184	1,127	1,220	1,298	1,273	1,365	1,327	1,263	1,305	15,052	12,655
Postal Service	1,677	(**)	1,677	1,787
Small Business Administration .	93	357	4	476	171	111	79	149	66	72	119	202	1,899	1,631
Tennessee Valley Authority....	-209	208	153	206	207	97	187	196	191	266	202	164	1,869	1,884
Other ind. agencies.....	1,002	775	1,224	1,254	935	1,481	1,221	1,600	1,353	1,212	1,069	1,140	14,264	8,657
Undistributed offsetting receipts:														
Federal employer contributions to retirement fund.....	-470	-400	-388	-359	-401	-512	-418	-390	-453	-417	-474	-1,104	-5,786	-5,271
Interest credited to certain accounts.....	-114	-531	-4,916	-10	-210	-132	-179	-274	-5,280	-19	-209	-171	-12,045	-9,950
Rents and Royalties on Outer Continental Shelf Lands	-199	-535	-1,258	-798	-334	-70	-57	-181	-171	-157	-178	-725	-4,662	-3,267
Total outlays--this year.....	47,807	46,841	44,010	47,988	47,208	46,566	51,237	50,198	46,702	52,409	50,755	47,289	579,011
<i>Total outlays--prior year</i>	<i>42,745</i>	<i>39,188</i>	<i>41,510</i>	<i>40,870</i>	<i>37,739</i>	<i>43,725</i>	<i>40,760</i>	<i>41,618</i>	<i>40,687</i>	<i>40,482</i>	<i>54,740</i>	<i>29,543</i>	<i>.....</i>	<i>493,607</i>
Surplus (+) or deficit (-) this year	-14,708	-8,522	-1,393	-4,559	-9,346	-13,215	+9,860	-14,127	+12,353	-15,062	-6,496	+6,255	-58,961
<i>Surplus (+) or deficit (-) prior year</i>	<i>-13,999</i>	<i>-5,961</i>	<i>-4,032</i>	<i>-2,506</i>	<i>-5,100</i>	<i>-12,581</i>	<i>+11,478</i>	<i>-3,331</i>	<i>+13,223</i>	<i>-7,214</i>	<i>-15,387</i>	<i>+17,759</i>	<i>.....</i>	<i>-27,652</i>

See footnotes on page 3.

30 TABLE VI--TRUST FUND IMPACT ON BUDGET RESULTS AND INVESTMENT HOLDINGS (In millions)

Classification	Current Month			Fiscal Year to Date			Securities held as Investments Current Fiscal Year		
	Receipts	Outlays	Excess	Receipts	Outlays	Excess	Beginning of		Close of This Month
							This Year	This Month	
Trust receipts, outlays, and investments held:									
Airport and airway	\$160	\$262	-\$101	\$1,874	\$824	\$1,050	\$4,377	\$5,521	\$5,423
Black lung disability trust fund.....	19	21	-3	272	273	(*)
Federal Deposit Insurance Corp.....	-62	62	-922	922	9,252	10,117	10,178
Federal disability insurance	1,907	1,387	520	16,639	14,583	2,057	5,583	7,159	7,674
Federal employees life and health benefits.....	-78	78	-406	406	3,908	4,284	4,336
Federal employees retirement	353	-11,047	11,401	3,719	-5,929	9,647	64,502	62,761	74,196
Federal hospital insurance.....	2,635	2,135	500	23,233	22,106	1,127	13,164	13,882	14,656
Federal old-age and survivors insurance	7,183	9,334	-2,152	96,581	99,757	-3,176	27,328	25,953	23,577
Federal supplementary medical insurance	269	312	-44	2,928	3,399	-471	4,974	4,623	4,558
General Revenue Sharing	1	-1	6,855	6,829	26
Highway	520	1,022	-502	6,620	8,181	-1,561	12,469	11,443	10,860
Military assistance advances	-184	184	1,137	-1,137
Railroad retirement.....	214	375	-161	2,312	2,650	-338	3,054	2,881	2,679
Unemployment	299	1,702	-1,403	15,336	15,581	-245	13,793	13,958	12,711
Veterans life insurance.....	40	-40	-122	122	9,044	9,202	9,155
All other trust	3	56	-52	54	-308	362	201	354	390
Trust fund receipts and outlays on the basis of Table III and investments held from Table IV - D.....	13,562	5,276	8,286	176,422	167,631	8,791	171,650	172,141	180,396
Interfund receipts offset against trust fund outlays.....	13,500	13,500	38,942	38,942			
Total trust fund receipts and outlays	27,062	18,776	8,286	215,364	206,573	8,791			
Federal fund receipts and outlays on the basis of Table III.....	39,982	42,013	-2,031	350,483	418,235	-67,752			
Interfund receipts offset against Federal fund outlays	58	58	441	441			
Total Federal fund receipts and outlays	40,040	42,071	-2,031	350,924	418,676	-67,752			
Total interfund receipts and outlays...	-13,558	-13,558	-46,238	-46,238			
Net budget receipts and outlays	53,544	47,289	6,255	520,050	579,011	-58,961			

Note: Interfund receipts and outlays are transactions between Federal funds and trust funds, such as, Federal payments and contributions, Federal employer contributions, and interest and profits on investments in Federal securities. They have no net effect on overall budget receipts and outlays since the receipt side of such transactions is offset against budget outlays. In this table, interfund receipts are shown as an adjustment to arrive at total receipts and outlays of trust funds and Federal funds respectively. Included in total interfund receipts and outlays are \$6,855 million in Federal funds transferred to trust funds for general revenue sharing.

See footnotes on page 3.

Classification	Budget Receipts and Outlays		
	This Month	Fiscal Year To Date	Comparable Period Prior Fiscal Year
NET RECEIPTS			
Individual income taxes.....	\$26,935,520	\$244,068,898	\$217,840,966
Corporation income taxes.....	8,884,044	64,599,673	65,676,588
Social insurance taxes and contributions:			
Employment taxes and contributions.....	11,939,297	138,764,911	120,074,224
Unemployment insurance.....	298,674	15,335,788	15,386,733
Contributions for other insurance and retirement.....	622,127	6,646,444	6,130,369
Excise taxes.....	2,734,450	24,329,156	18,744,953
Estate and gift taxes.....	610,517	6,389,480	5,410,556
Customs.....	605,150	7,173,836	7,438,533
Miscellaneous receipts.....	914,325	12,741,732	9,251,734
Total.....	53,544,105	520,049,919	465,954,656
NET OUTLAYS			
National defense.....	11,635,809	135,879,510	115,784,011
International affairs.....	531,682	10,475,986	5,871,801
General science, space, and technology.....	390,711	5,999,026	5,547,150
Energy.....	629,538	6,339,166	8,737,271
Natural resources and environment.....	1,314,265	14,142,200	12,346,330
Agriculture.....	-184,252	4,950,913	6,410,382
Commerce and housing credit.....	-26,198	7,536,501	2,576,802
Transportation.....	2,076,868	20,839,831	17,019,733
Community and regional development.....	1,127,865	10,181,500	9,735,031
Education, training, employment and social services.....	2,594,955	31,397,186	28,571,749
Health.....	5,284,115	58,165,355	49,613,712
Income security.....	17,486,833	192,160,274	160,496,073
Veterans benefits and services.....	747,154	21,166,835	19,915,770
Administration of justice.....	350,151	4,553,012	4,137,657
General government.....	427,577	4,878,472	4,566,078
General purpose fiscal assistance.....	150,403	8,268,132	8,132,706
Interest.....	4,752,229	64,571,202	52,633,139
Undistributed offsetting receipts.....	-2,000,402	-22,493,807	-18,468,301
Total.....	47,289,303	579,011,294	493,607,095

For sale by the Superintendent of Documents, U. S. Government Printing Office, Washington, D. C. 20402
Subscription price \$62.20 per year (domestic), \$15.55 per year additional (foreign mailing), includes all issues of Daily Treasury Statements, the Monthly Statement of the Public Debt of the United States and the Monthly Treasury Statement of Receipts and Outlays of the U. S. Government. No single copies are sold.